



Aquis Park Gold Coast Poly QLD Professional

Race 1: Quality Concrete Recycling Maiden Plate - 1540m

26 October 2024 - 13:04



Track Rating: Synthetic, Weather: Fine, Rail Position: True

Section		Overall	1400m	1200m	1000m	800m	600m	400m	Last 600m				
Field Times		1:33.32 (0:10.47)	1:22.85 (0:11.67)	1:11.18 (0:11.57)	0:59.61 (0:11.88)	0:47.73 (0:11.94)	0:35.79 (0:11.74)	0:24.05 (0:11.77)	0:35.79				
Rank	TAB Horse/Jockey	Barrier	Top Speed [km/h]	Fastest Section									Distance Travelled [m]
1	5 COCO JEWEL Casey Waddell	3	63.8 1200m	0:10.47 Overall	1:33.32 [1] (0:10.47)	1:22.85 [1] (0:11.74)	1:11.11 [2] (0:11.50)	0:59.61 [1] (0:11.88)	0:47.73 [1] (0:11.94)	0:35.79 [1] (0:11.74)	0:24.05 [1] (0:11.77)	0:35.79	
2	2 FAST DA Micheal Hellyer	5	65.4 1400m	0:10.53 Overall	1:33.49 [2] (0:10.53)	1:22.96 [3] (0:11.61)	1:11.35 [1] (0:11.61)	0:59.74 [2] (0:11.92)	0:47.82 [2] (0:11.98)	0:35.84 [2] (0:11.77)	0:24.07 [2] (0:11.90)	0:35.84	+9
3	3 TRAPEZE TORQUE Sean Cormack	4	63.2 1400m	0:10.53 Overall	1:33.57 [3] (0:10.53)	1:23.04 [2] (0:11.80)	1:11.24 [3] (0:11.73)	0:59.51 [4] (0:11.98)	0:47.53 [4] (0:11.87)	0:35.66 [4] (0:11.74)	0:23.92 [4] (0:11.92)	0:35.66	+9
4	7 THUNDER SHANGHAI Amy Graham	7	63.8 1400m	0:10.85 Overall	1:33.61 [4] (0:10.85)	1:22.76 [4] (0:11.72)	1:11.04 [5] (0:11.76)	0:59.28 [5] (0:12.00)	0:47.28 [5] (0:11.71)	0:35.57 [5] (0:11.73)	0:23.84 [5] (0:11.77)	0:35.57	+4
5	4 WHISKY TYCOON Yvette Lewis	6	63.6 1400m	0:10.85 Overall	1:34.48 [5] (0:10.85)	1:23.63 [5] (0:11.51)	1:12.12 [4] (0:11.54)	1:00.58 [3] (0:11.90)	0:48.68 [3] (0:11.95)	0:36.73 [3] (0:11.76)	0:24.97 [3] (0:12.14)	0:36.73	+1
6	6 SHE'LL GO BOOM Kevin Bohorun	2	63.4 800m	0:11.14 Overall	1:35.57 [6] (0:11.14)	1:24.43 [6] (0:12.03)	1:12.40 [6] (0:11.74)	1:00.66 [6] (0:11.84)	0:48.82 [6] (0:11.65)	0:37.17 [6] (0:11.86)	0:25.31 [6] (0:12.56)	0:37.17	+4

Scratched: Adalmo (#1)

[] Ranking at each section and finish
 -:-:- No data available at this section
 NA No data available

SCN Saddle cloth number
 DNF Did not finish
 DNT Did not track



Aquis Park Gold Coast Poly QLD Professional
Race 1: Quality Concrete Recycling Maiden Plate - 1540m
26 October 2024 - 13:04



Track Rating: Synthetic, Weather: Fine, Rail Position: True

Section				200m				Last 600m	
Field Times				0:12.28 (0:12.28)				0:35.79	
Rank	TAB	Horse/Jockey	Barrier	Top Speed [km/h]	Fastest Section	Margin			Distance Travelled [m]
1	5	COCO JEWEL Casey Waddell	3	63.8 1200m	0:10.47 Overall	0:12.28 [1] (0:12.28)	1:33.32		0:35.79
2	2	FAST DA Micheal Hellyer	5	65.4 1400m	0:10.53 Overall	0:12.17 [2] (0:12.17)	0.8L		0:35.84 +9
3	3	TRAPEZE TORQUE Sean Cormack	4	63.2 1400m	0:10.53 Overall	0:12.00 [4] (0:12.00)	1.2L		0:35.66 +9
4	7	THUNDER SHANGHAI Amy Graham	7	63.8 1400m	0:10.85 Overall	0:12.07 [3] (0:12.07)	1.4L		0:35.57 +4
5	4	WHISKY TYCOON Yvette Lewis	6	63.6 1400m	0:10.85 Overall	0:12.83 [5] (0:12.83)	6.4L		0:36.73 +1
6	6	SHE'LL GO BOOM Kevin Bohorun	2	63.4 800m	0:11.14 Overall	0:12.75 [6] (0:12.75)	12.7L		0:37.17 +4

Scratched: Adalmo (#1)

[] Ranking at each section and finish
 -:-:-:- No data available at this section
 NA No data available

SCN Saddle cloth number
 DNF Did not finish
 DNT Did not track



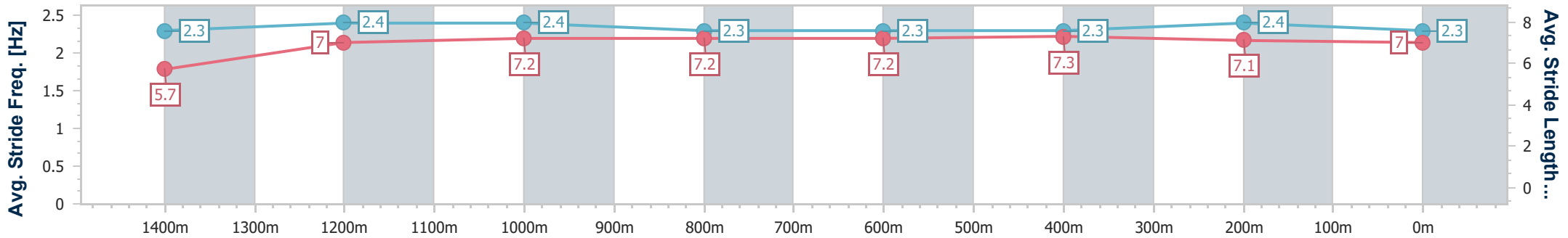
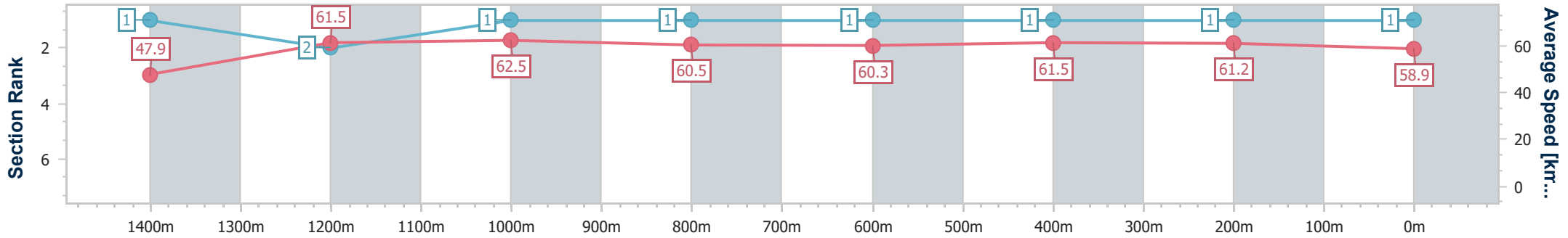
Horse/Jockey Name	Coco Jewel
Final Rank	1
Fastest Section Time (Section)	0:10.47 (Overall)
Top Speed [km/h] (Section)	63.8 (1200m)
Race State	Finished



Aquis Park Gold Coast Poly QLD Professional
Race 1: Quality Concrete Recycling Maiden Plate - 1540m
 26 October 2024 - 13:04
 Track Rating: Synthetic, Weather: Fine, Rail Position: True



Section	Overall	1400m	1200m	1000m	800m	600m	400m	200m
Section Times	1:33.32 [1] (0:10.47)	1:22.85 [1] (0:11.74)	1:11.11 [2] (0:11.50)	0:59.61 [1] (0:11.88)	0:47.73 [1] (0:11.94)	0:35.79 [1] (0:11.74)	0:24.05 [1] (0:11.77)	0:12.28 [1] (0:12.28)
Average Speed [km/h]	47.9	61.5	62.5	60.5	60.3	61.5	61.2	58.9
Top Speed [km/h]	61.3	63.2	63.8	61.5	61.9	62.5	62.5	60.7
Avg. Dist. to Rail [m]	2.6	0.5	1.3	0.4	0.4	0.4	1.2	2.4
Avg. Stride Freq. [Hz]	2.3	2.4	2.4	2.3	2.3	2.3	2.4	2.3
Avg. Stride Length [m]	5.7	7.0	7.2	7.2	7.2	7.3	7.1	7.0



- [] Ranking at each section and finish
- .-.- No data available at this section
- NA No data available



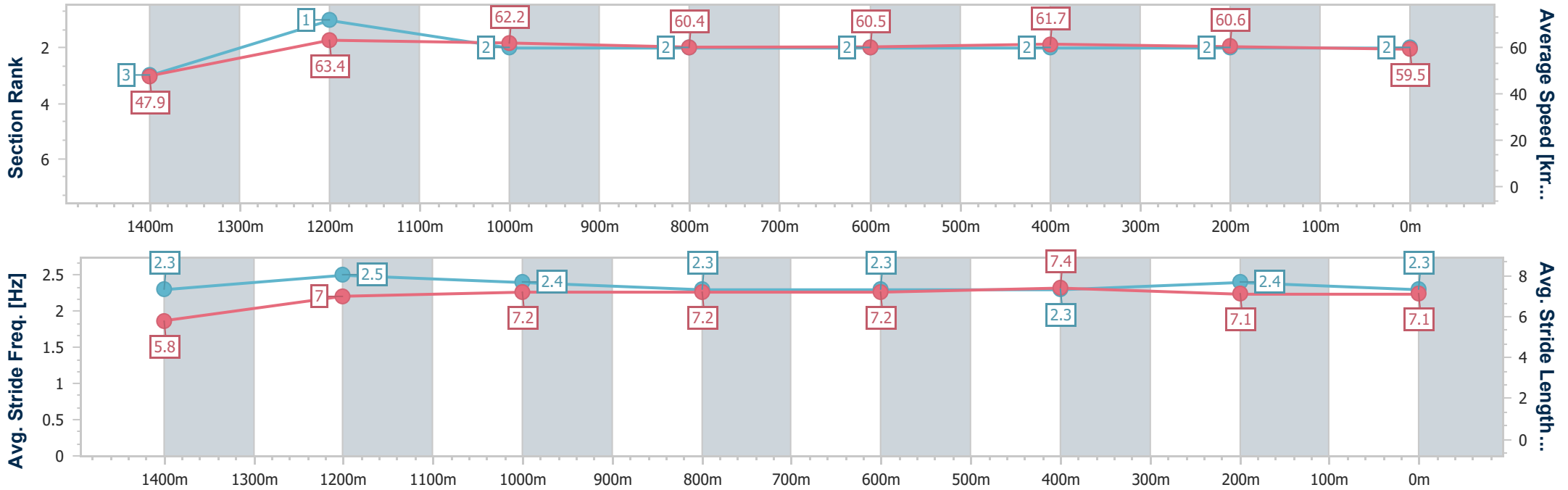
Horse/Jockey Name	Fast Da
Final Rank	2
Fastest Section Time (Section)	0:10.53 (Overall)
Top Speed [km/h] (Section)	65.4 (1400m)
Race State	Finished



Aquis Park Gold Coast Poly QLD Professional
Race 1: Quality Concrete Recycling Maiden Plate - 1540m
 26 October 2024 - 13:04
 Track Rating: Synthetic, Weather: Fine, Rail Position: True



Section	Overall	1400m	1200m	1000m	800m	600m	400m	200m
Section Times	1:33.49 [2] (0:10.53)	1:22.96 [3] (0:11.61)	1:11.35 [1] (0:11.61)	0:59.74 [2] (0:11.92)	0:47.82 [2] (0:11.98)	0:35.84 [2] (0:11.77)	0:24.07 [2] (0:11.90)	0:12.17 [2] (0:12.17)
Average Speed [km/h]	47.9	63.4	62.2	60.4	60.5	61.7	60.6	59.5
Top Speed [km/h]	61.1	65.4	64.0	62.1	61.9	62.0	61.8	60.8
Avg. Dist. to Rail [m]	5.6	3.1	1.5	0.9	1.2	1.3	2.2	4.3
Avg. Stride Freq. [Hz]	2.3	2.5	2.4	2.3	2.3	2.3	2.4	2.3
Avg. Stride Length [m]	5.8	7.0	7.2	7.2	7.2	7.4	7.1	7.1



- [] Ranking at each section and finish
- .-.- No data available at this section
- NA No data available



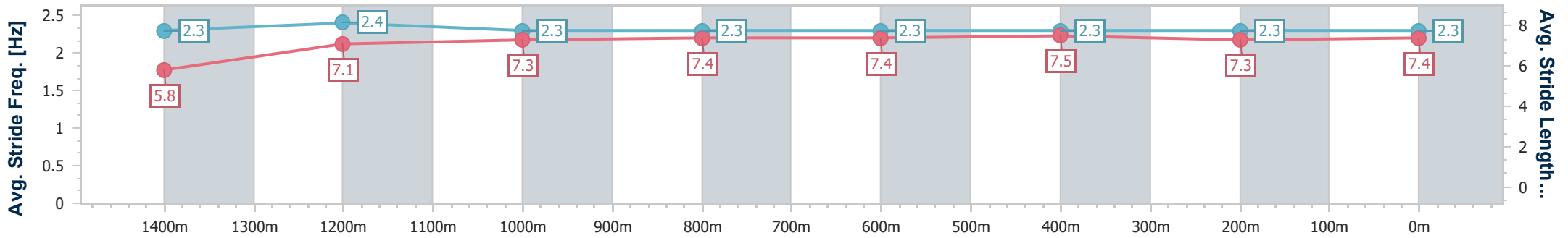
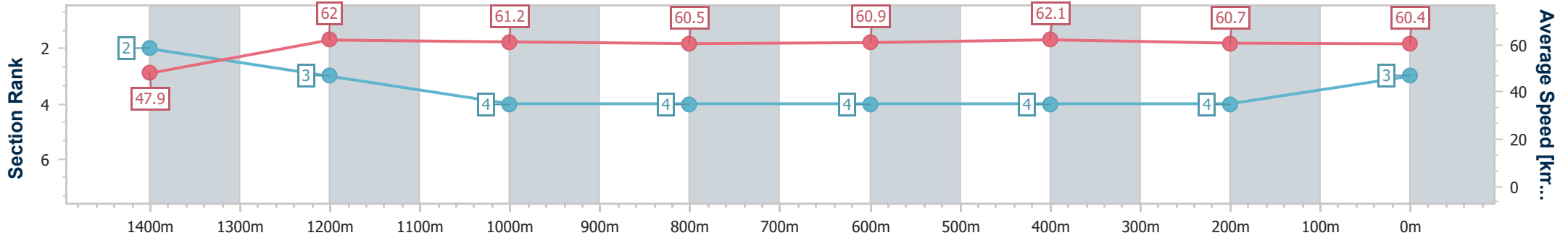
Horse/Jockey Name	Trapeze Torque
Final Rank	3
Fastest Section Time (Section)	0:10.53 (Overall)
Top Speed [km/h] (Section)	63.2 (1400m)
Race State	Finished



Aquis Park Gold Coast Poly QLD Professional
Race 1: Quality Concrete Recycling Maiden Plate - 1540m
 26 October 2024 - 13:04
 Track Rating: Synthetic, Weather: Fine, Rail Position: True



Section	Overall	1400m	1200m	1000m	800m	600m	400m	200m
Section Times	1:33.57 [3] (0:10.53)	1:23.04 [2] (0:11.80)	1:11.24 [3] (0:11.73)	0:59.51 [4] (0:11.98)	0:47.53 [4] (0:11.87)	0:35.66 [4] (0:11.74)	0:23.92 [4] (0:11.92)	0:12.00 [4] (0:12.00)
Average Speed [km/h]	47.9	62.0	61.2	60.5	60.9	62.1	60.7	60.4
Top Speed [km/h]	60.6	63.2	62.4	62.4	62.5	63.0	61.7	60.7
Avg. Dist. to Rail [m]	4.1	2.1	2.3	1.7	1.3	2.0	4.0	5.9
Avg. Stride Freq. [Hz]	2.3	2.4	2.3	2.3	2.3	2.3	2.3	2.3
Avg. Stride Length [m]	5.8	7.1	7.3	7.4	7.4	7.5	7.3	7.4



- [] Ranking at each section and finish
- .-.- No data available at this section
- NA No data available



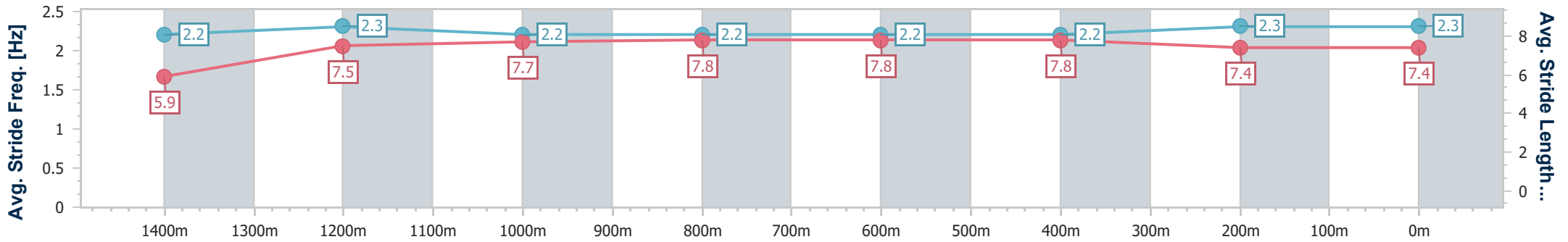
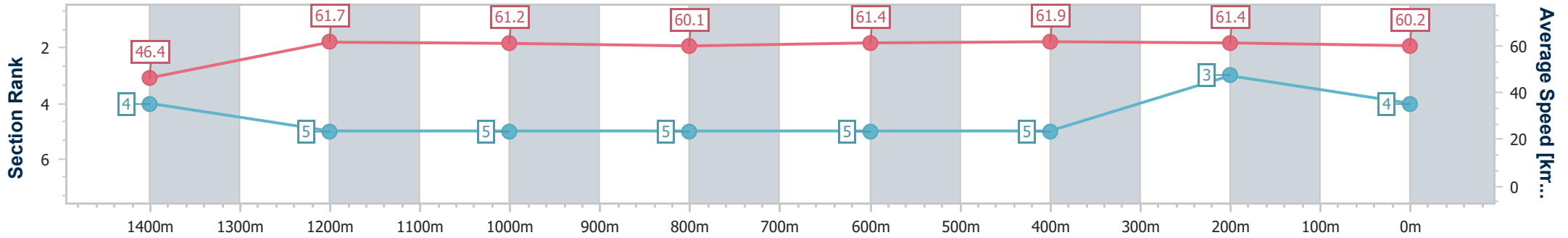
Horse/Jockey Name	Thunder Shanghai
Final Rank	4
Fastest Section Time (Section)	0:10.85 (Overall)
Top Speed [km/h] (Section)	63.8 (1400m)
Race State	Finished



Aquis Park Gold Coast Poly QLD Professional
Race 1: Quality Concrete Recycling Maiden Plate - 1540m
 26 October 2024 - 13:04
 Track Rating: Synthetic, Weather: Fine, Rail Position: True



Section	Overall	1400m	1200m	1000m	800m	600m	400m	200m
Section Times	1:33.61 [4] (0:10.85)	1:22.76 [4] (0:11.72)	1:11.04 [5] (0:11.76)	0:59.28 [5] (0:12.00)	0:47.28 [5] (0:11.71)	0:35.57 [5] (0:11.73)	0:23.84 [5] (0:11.77)	0:12.07 [3] (0:12.07)
Average Speed [km/h]	46.4	61.7	61.2	60.1	61.4	61.9	61.4	60.2
Top Speed [km/h]	59.5	63.8	62.3	62.7	63.1	63.7	62.1	61.0
Avg. Dist. to Rail [m]	6.1	0.8	1.0	0.7	0.3	1.3	2.8	4.8
Avg. Stride Freq. [Hz]	2.2	2.3	2.2	2.2	2.2	2.2	2.3	2.3
Avg. Stride Length [m]	5.9	7.5	7.7	7.8	7.8	7.8	7.4	7.4



- [] Ranking at each section and finish
- .-.-.- No data available at this section
- NA No data available



Horse/Jockey Name	Whisky Tycoon
Final Rank	5
Fastest Section Time (Section)	0:10.85 (Overall)
Top Speed [km/h] (Section)	63.6 (1400m)
Race State	Finished



Aquis Park Gold Coast Poly QLD Professional

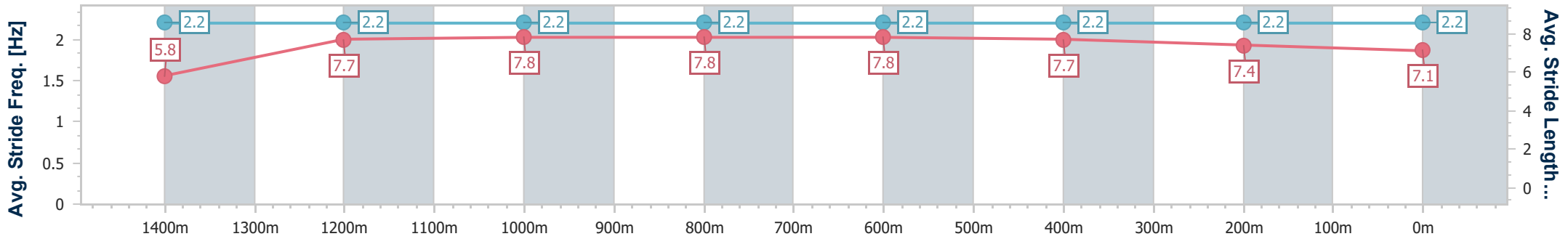
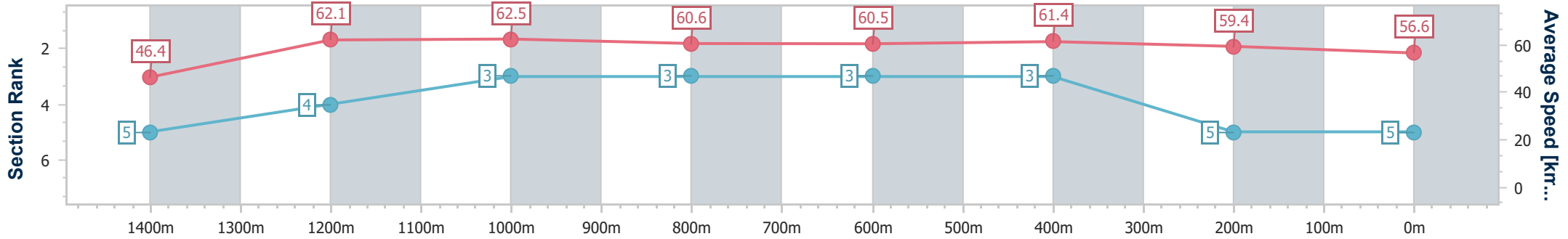
Race 1: Quality Concrete Recycling Maiden Plate - 1540m

26 October 2024 - 13:04

Track Rating: Synthetic, Weather: Fine, Rail Position: True



Section	Overall	1400m	1200m	1000m	800m	600m	400m	200m
Section Times	1:34.48 [5] (0:10.85)	1:23.63 [5] (0:11.51)	1:12.12 [4] (0:11.54)	1:00.58 [3] (0:11.90)	0:48.68 [3] (0:11.95)	0:36.73 [3] (0:11.76)	0:24.97 [3] (0:12.14)	0:12.83 [5] (0:12.83)
Average Speed [km/h]	46.4	62.1	62.5	60.6	60.5	61.4	59.4	56.6
Top Speed [km/h]	59.7	63.6	62.8	61.4	62.5	62.8	60.9	58.0
Avg. Dist. to Rail [m]	4.5	1.0	0.5	0.5	0.7	0.9	0.6	0.8
Avg. Stride Freq. [Hz]	2.2	2.2	2.2	2.2	2.2	2.2	2.2	2.2
Avg. Stride Length [m]	5.8	7.7	7.8	7.8	7.8	7.7	7.4	7.1



- [] Ranking at each section and finish
- .-.-.- No data available at this section
- NA No data available



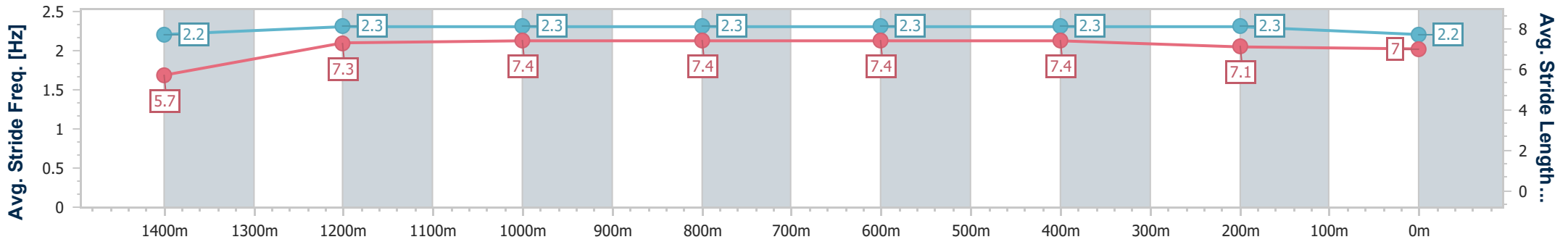
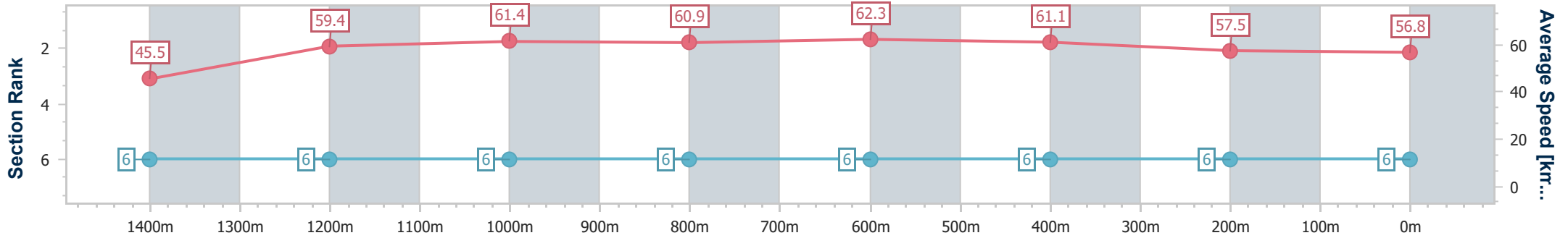
Horse/Jockey Name	She'll Go Boom
Final Rank	6
Fastest Section Time (Section)	0:11.14 (Overall)
Top Speed [km/h] (Section)	63.4 (800m)
Race State	Finished



Aquis Park Gold Coast Poly QLD Professional
Race 1: Quality Concrete Recycling Maiden Plate - 1540m
 26 October 2024 - 13:04
 Track Rating: Synthetic, Weather: Fine, Rail Position: True



Section	Overall	1400m	1200m	1000m	800m	600m	400m	200m
Section Times	1:35.57 [6] (0:11.14)	1:24.43 [6] (0:12.03)	1:12.40 [6] (0:11.74)	1:00.66 [6] (0:11.84)	0:48.82 [6] (0:11.65)	0:37.17 [6] (0:11.86)	0:25.31 [6] (0:12.56)	0:12.75 [6] (0:12.75)
Average Speed [km/h]	45.5	59.4	61.4	60.9	62.3	61.1	57.5	56.8
Top Speed [km/h]	58.2	61.8	62.0	61.1	63.4	62.6	59.8	57.1
Avg. Dist. to Rail [m]	2.2	0.6	0.7	0.3	1.3	1.6	2.0	3.0
Avg. Stride Freq. [Hz]	2.2	2.3	2.3	2.3	2.3	2.3	2.3	2.2
Avg. Stride Length [m]	5.7	7.3	7.4	7.4	7.4	7.4	7.1	7.0



- [] Ranking at each section and finish
- .-.- No data available at this section
- NA No data available



Aquis Park Gold Coast Poly QLD Professional

Race 2: Gold Coast Concrete Recycling Maiden Handicap - 1200m

26 October 2024 - 13:40



Track Rating: Synthetic, Weather: Fine, Rail Position: True

Section		Overall	1000m	800m	600m	400m	200m	Last 600m					
Field Times		1:10.74 (0:13.59)	0:57.15 (0:11.14)	0:46.01 (0:11.44)	0:34.57 (0:11.37)	0:23.20 (0:11.42)	0:11.78 (0:11.78)	0:34.57					
Rank	TAB Horse/Jockey	Barrier	Top Speed [km/h]	Fastest Section							Margin	Distance Travelled [m]	
1	5 DELIBES Kirk Matheson	6	65.7 600m	0:11.22 1000m	1:10.74 [1] (0:13.94)	0:56.80 [5] (0:11.22)	0:45.58 [5] (0:11.29)	0:34.29 [4] (0:11.31)	0:22.98 [3] (0:11.34)	0:11.64 [3] (0:11.64)	1:10.74	0:34.29	
2	2 PEARL IN HAY Yvette Lewis	7	65.9 Overall	0:11.14 1000m	1:10.79 [2] (0:13.61)	0:57.18 [2] (0:11.14)	0:46.04 [2] (0:11.42)	0:34.62 [1] (0:11.37)	0:23.25 [2] (0:11.51)	0:11.74 [2] (0:11.74)	0.2L	0:34.62	+0
3	7 ANOTHERLOVELYDAY Micheal Hellyer	4	66.2 1000m	0:11.14 1000m	1:11.18 [3] (0:13.59)	0:57.59 [1] (0:11.14)	0:46.45 [1] (0:11.44)	0:35.01 [2] (0:11.37)	0:23.64 [1] (0:11.42)	0:12.22 [1] (0:12.22)	2.5L	0:35.01	-5
4	3 MEANASENKO Paul Hammersley	3	66.4 1000m	0:11.20 1000m	1:11.55 [4] (0:13.88)	0:57.67 [4] (0:11.20)	0:46.47 [4] (0:11.38)	0:35.09 [5] (0:11.50)	0:23.59 [5] (0:11.59)	0:12.00 [4] (0:12.00)	4.5L	0:35.09	-2
5	4 ELEANOR NANCY Michael Cahill	2	65.7 1000m	0:11.23 1000m	1:11.78 [5] (0:13.79)	0:57.99 [3] (0:11.23)	0:46.76 [3] (0:11.32)	0:35.44 [3] (0:11.55)	0:23.89 [4] (0:11.72)	0:12.17 [5] (0:12.17)	5.8L	0:35.44	-5
6	6 PUMICESTONE ROAD Sean Cormack	8	66.9 600m	0:11.18 1000m	1:12.02 [6] (0:14.14)	0:57.88 [6] (0:11.18)	0:46.70 [6] (0:11.34)	0:35.36 [6] (0:11.46)	0:23.90 [6] (0:11.75)	0:12.15 [6] (0:12.15)	7.1L	0:35.36	+5
7	1 BERAJONDO Amy Graham	5	66.8 1000m	0:11.03 1000m	1:12.30 [7] (0:14.29)	0:58.01 [7] (0:11.03)	0:46.98 [7] (0:11.35)	0:35.63 [7] (0:11.47)	0:24.16 [7] (0:11.82)	0:12.34 [7] (0:12.34)	8.6L	0:35.63	-7

Scratched: Measured (#8)

[] Ranking at each section and finish
 -:-:- No data available at this section
 NA No data available

SCN Saddle cloth number
 DNF Did not finish
 DNT Did not track



Horse/Jockey Name	Delibes
Final Rank	1
Fastest Section Time (Section)	0:11.22 (1000m)
Top Speed [km/h] (Section)	65.7 (600m)
Race State	Finished



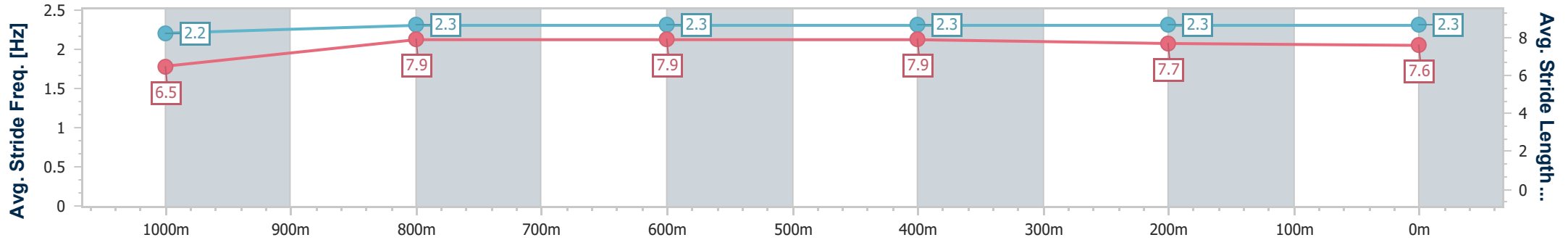
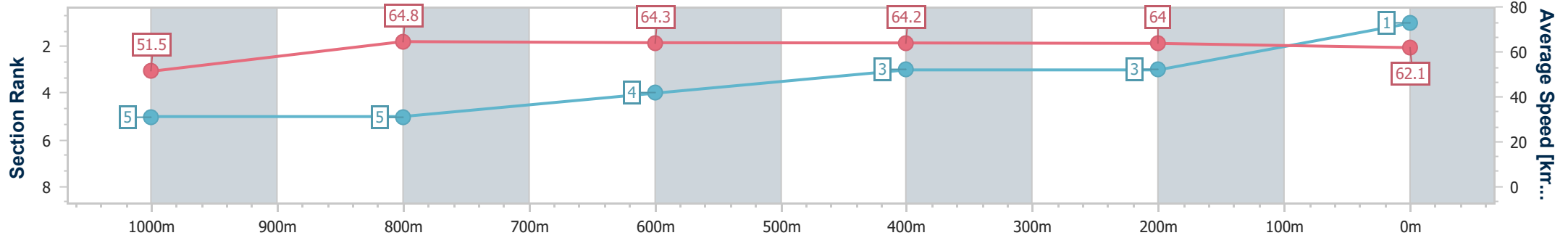
Aquis Park Gold Coast Poly QLD Professional
Race 2: Gold Coast Concrete Recycling Maiden Handicap - 1200m



26 October 2024 - 13:40

Track Rating: Synthetic, Weather: Fine, Rail Position: True

Section	Overall	1000m	800m	600m	400m	200m
Section Times	1:10.74 [1] (0:13.94)	0:56.80 [5] (0:11.22)	0:45.58 [5] (0:11.29)	0:34.29 [4] (0:11.31)	0:22.98 [3] (0:11.34)	0:11.64 [3] (0:11.64)
Average Speed [km/h]	51.5	64.8	64.3	64.2	64.0	62.1
Top Speed [km/h]	64.4	65.6	65.4	65.7	64.4	64.0
Avg. Dist. to Rail [m]	4.1	2.3	1.7	2.0	3.8	4.9
Avg. Stride Freq. [Hz]	2.2	2.3	2.3	2.3	2.3	2.3
Avg. Stride Length [m]	6.5	7.9	7.9	7.9	7.7	7.6



- [] Ranking at each section and finish
- .-.- No data available at this section
- NA No data available



Horse/Jockey Name	Pearl In Hay
Final Rank	2
Fastest Section Time (Section)	0:11.14 (1000m)
Top Speed [km/h] (Section)	65.9 (Overall)
Race State	Finished



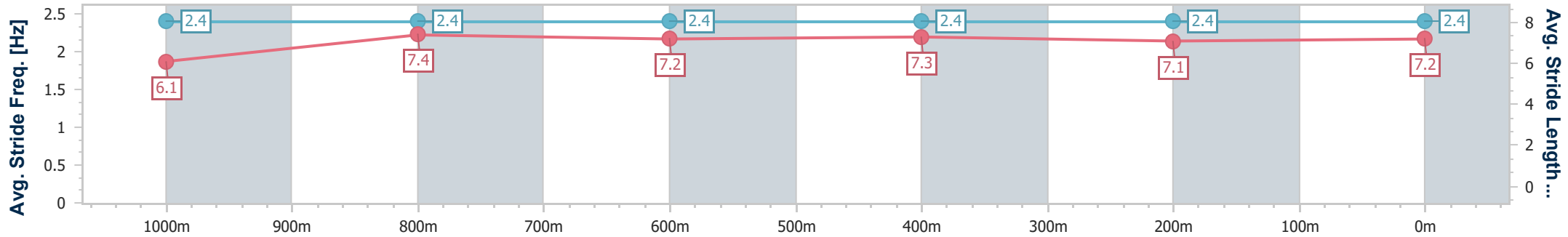
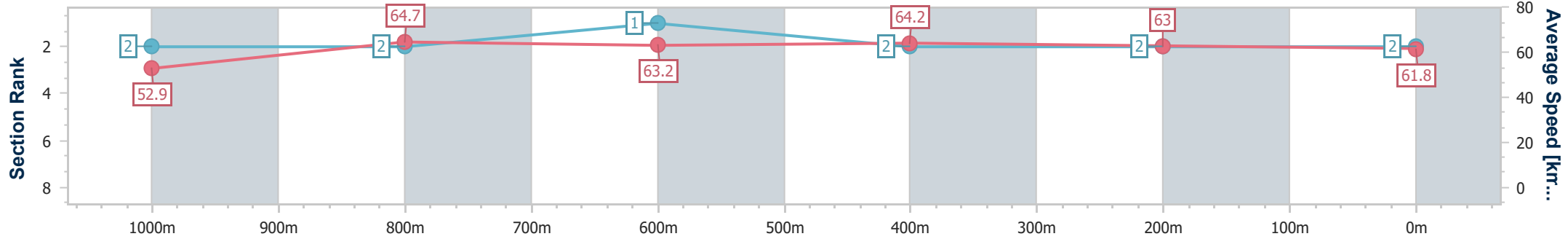
Aquis Park Gold Coast Poly QLD Professional
Race 2: Gold Coast Concrete Recycling Maiden Handicap - 1200m



26 October 2024 - 13:40

Track Rating: Synthetic, Weather: Fine, Rail Position: True

Section	Overall	1000m	800m	600m	400m	200m
Section Times	1:10.79 [2] (0:13.61)	0:57.18 [2] (0:11.14)	0:46.04 [2] (0:11.42)	0:34.62 [1] (0:11.37)	0:23.25 [2] (0:11.51)	0:11.74 [2] (0:11.74)
Average Speed [km/h]	52.9	64.7	63.2	64.2	63.0	61.8
Top Speed [km/h]	65.9	65.9	64.5	65.0	64.8	64.0
Avg. Dist. to Rail [m]	3.5	0.5	1.0	2.6	4.0	4.9
Avg. Stride Freq. [Hz]	2.4	2.4	2.4	2.4	2.4	2.4
Avg. Stride Length [m]	6.1	7.4	7.2	7.3	7.1	7.2



- [] Ranking at each section and finish
- .-.- No data available at this section
- NA No data available



Horse/Jockey Name	Anotherlovelyday
Final Rank	3
Fastest Section Time (Section)	0:11.14 (1000m)
Top Speed [km/h] (Section)	66.2 (1000m)
Race State	Finished



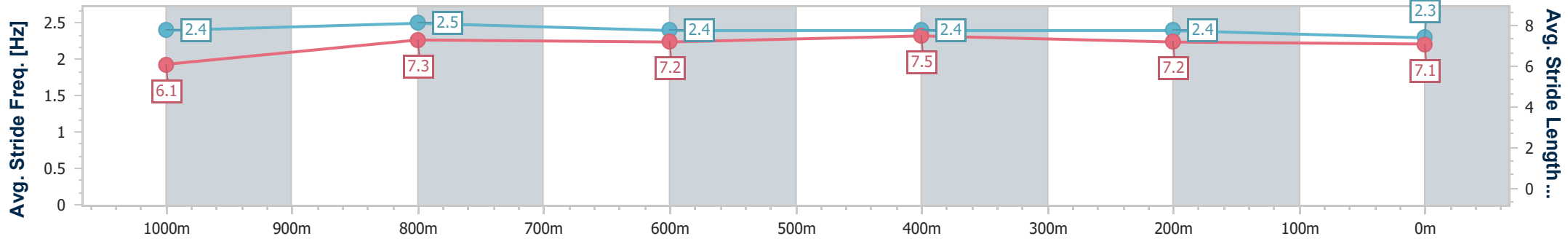
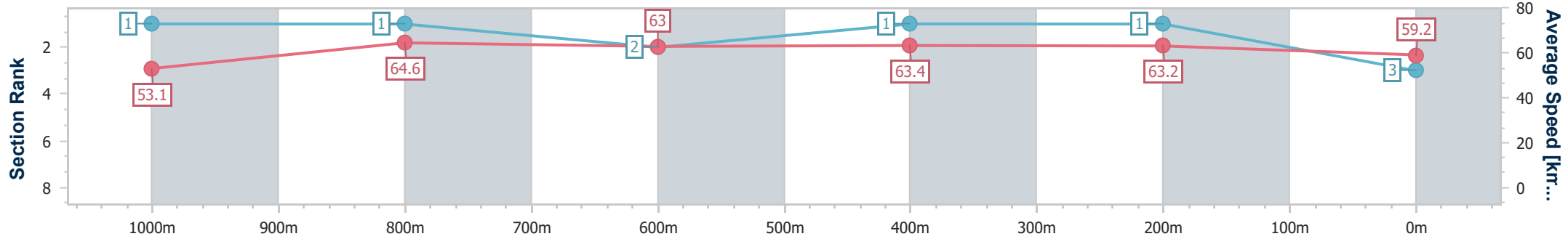
Aquis Park Gold Coast Poly QLD Professional
Race 2: Gold Coast Concrete Recycling Maiden Handicap - 1200m



26 October 2024 - 13:40

Track Rating: Synthetic, Weather: Fine, Rail Position: True

Section	Overall	1000m	800m	600m	400m	200m
Section Times	1:11.18 [3] (0:13.59)	0:57.59 [1] (0:11.14)	0:46.45 [1] (0:11.44)	0:35.01 [2] (0:11.37)	0:23.64 [1] (0:11.42)	0:12.22 [1] (0:12.22)
Average Speed [km/h]	53.1	64.6	63.0	63.4	63.2	59.2
Top Speed [km/h]	65.7	66.2	64.9	64.3	64.8	61.8
Avg. Dist. to Rail [m]	2.4	0.5	0.5	0.5	1.0	2.6
Avg. Stride Freq. [Hz]	2.4	2.5	2.4	2.4	2.4	2.3
Avg. Stride Length [m]	6.1	7.3	7.2	7.5	7.2	7.1



- [] Ranking at each section and finish
- .-.- No data available at this section
- NA No data available



Horse/Jockey Name	Meanasenko
Final Rank	4
Fastest Section Time (Section)	0:11.20 (1000m)
Top Speed [km/h] (Section)	66.4 (1000m)
Race State	Finished



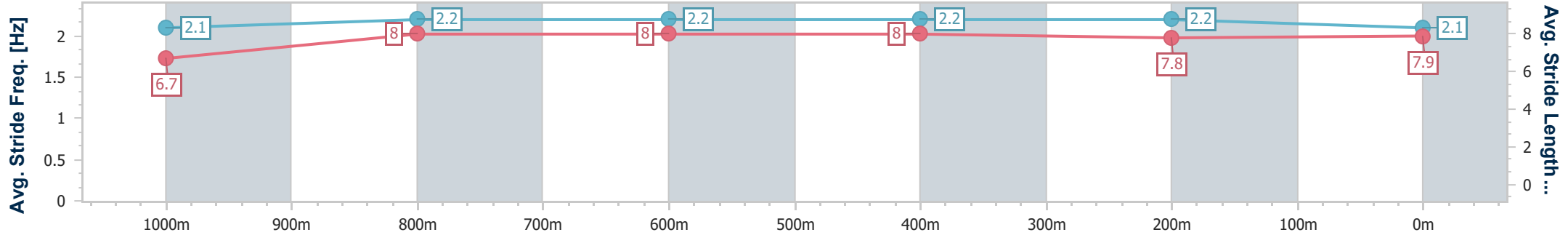
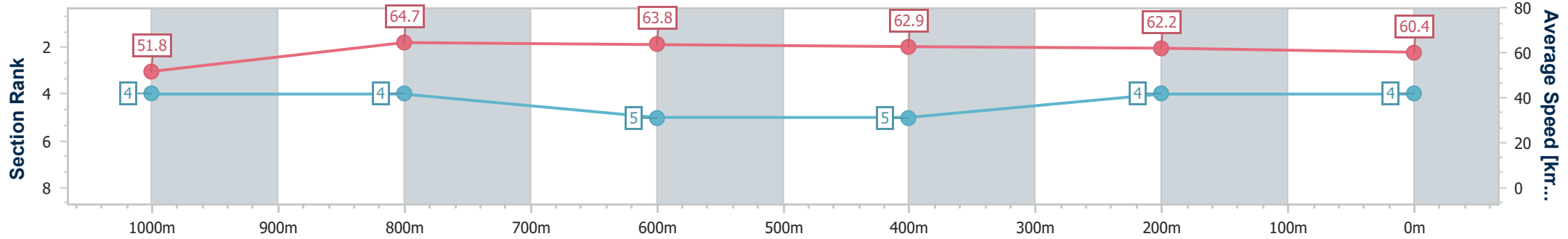
Aquis Park Gold Coast Poly QLD Professional
Race 2: Gold Coast Concrete Recycling Maiden Handicap - 1200m



26 October 2024 - 13:40

Track Rating: Synthetic, Weather: Fine, Rail Position: True

Section	Overall	1000m	800m	600m	400m	200m
Section Times	1:11.55 [4] (0:13.88)	0:57.67 [4] (0:11.20)	0:46.47 [4] (0:11.38)	0:35.09 [5] (0:11.50)	0:23.59 [5] (0:11.59)	0:12.00 [4] (0:12.00)
Average Speed [km/h]	51.8	64.7	63.8	62.9	62.2	60.4
Top Speed [km/h]	65.3	66.4	65.2	65.0	63.9	62.4
Avg. Dist. to Rail [m]	2.4	1.7	1.2	0.9	2.8	4.2
Avg. Stride Freq. [Hz]	2.1	2.2	2.2	2.2	2.2	2.1
Avg. Stride Length [m]	6.7	8.0	8.0	8.0	7.8	7.9



- [] Ranking at each section and finish
- .-.- No data available at this section
- NA No data available



Horse/Jockey Name	Eleanor Nancy
Final Rank	5
Fastest Section Time (Section)	0:11.23 (1000m)
Top Speed [km/h] (Section)	65.7 (1000m)
Race State	Finished



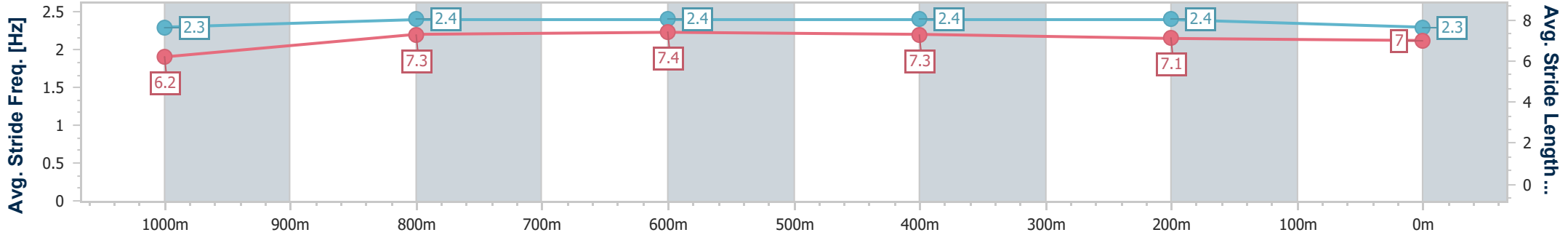
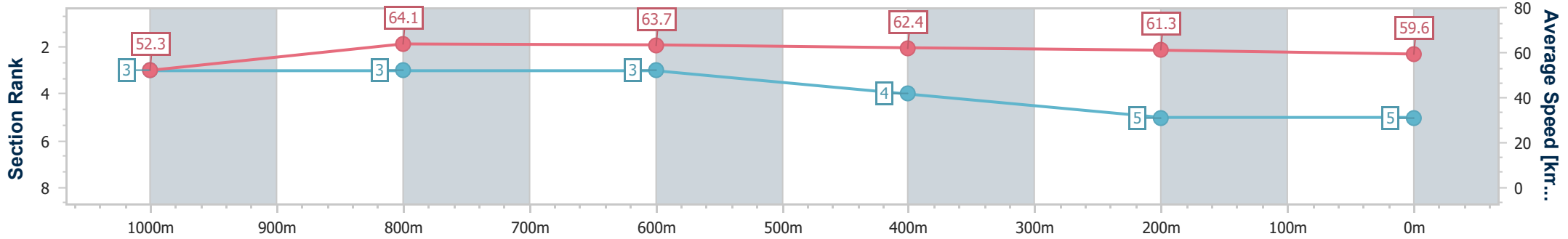
Aquis Park Gold Coast Poly QLD Professional
Race 2: Gold Coast Concrete Recycling Maiden Handicap - 1200m



26 October 2024 - 13:40

Track Rating: Synthetic, Weather: Fine, Rail Position: True

Section	Overall	1000m	800m	600m	400m	200m
Section Times	1:11.78 [5] (0:13.79)	0:57.99 [3] (0:11.23)	0:46.76 [3] (0:11.32)	0:35.44 [3] (0:11.55)	0:23.89 [4] (0:11.72)	0:12.17 [5] (0:12.17)
Average Speed [km/h]	52.3	64.1	63.7	62.4	61.3	59.6
Top Speed [km/h]	64.8	65.7	65.4	65.7	62.5	61.2
Avg. Dist. to Rail [m]	1.7	0.9	0.2	0.4	0.4	1.9
Avg. Stride Freq. [Hz]	2.3	2.4	2.4	2.4	2.4	2.3
Avg. Stride Length [m]	6.2	7.3	7.4	7.3	7.1	7.0



- [] Ranking at each section and finish
- .-.-.- No data available at this section
- NA No data available



Horse/Jockey Name	Pumicestone Road
Final Rank	6
Fastest Section Time (Section)	0:11.18 (1000m)
Top Speed [km/h] (Section)	66.9 (600m)
Race State	Finished



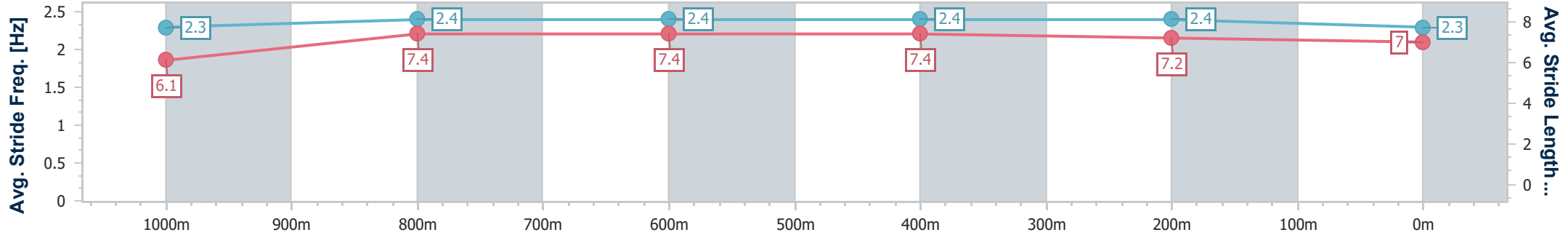
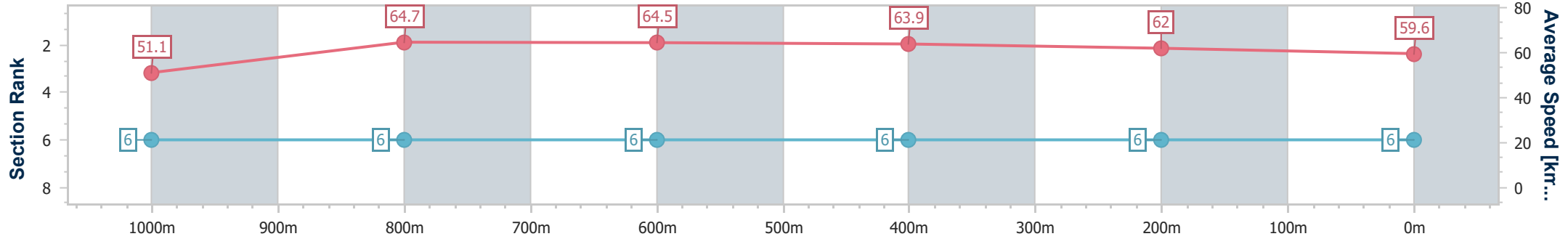
Aquis Park Gold Coast Poly QLD Professional
Race 2: Gold Coast Concrete Recycling Maiden Handicap - 1200m



26 October 2024 - 13:40

Track Rating: Synthetic, Weather: Fine, Rail Position: True

Section	Overall	1000m	800m	600m	400m	200m
Section Times	1:12.02 [6] (0:14.14)	0:57.88 [6] (0:11.18)	0:46.70 [6] (0:11.34)	0:35.36 [6] (0:11.46)	0:23.90 [6] (0:11.75)	0:12.15 [6] (0:12.15)
Average Speed [km/h]	51.1	64.7	64.5	63.9	62.0	59.6
Top Speed [km/h]	64.3	65.9	66.2	66.9	63.6	62.8
Avg. Dist. to Rail [m]	5.4	2.2	2.9	3.6	5.7	7.9
Avg. Stride Freq. [Hz]	2.3	2.4	2.4	2.4	2.4	2.3
Avg. Stride Length [m]	6.1	7.4	7.4	7.4	7.2	7.0



- [] Ranking at each section and finish
- .-.-.- No data available at this section
- NA No data available



Horse/Jockey Name	Berajondo
Final Rank	7
Fastest Section Time (Section)	0:11.03 (1000m)
Top Speed [km/h] (Section)	66.8 (1000m)
Race State	Finished



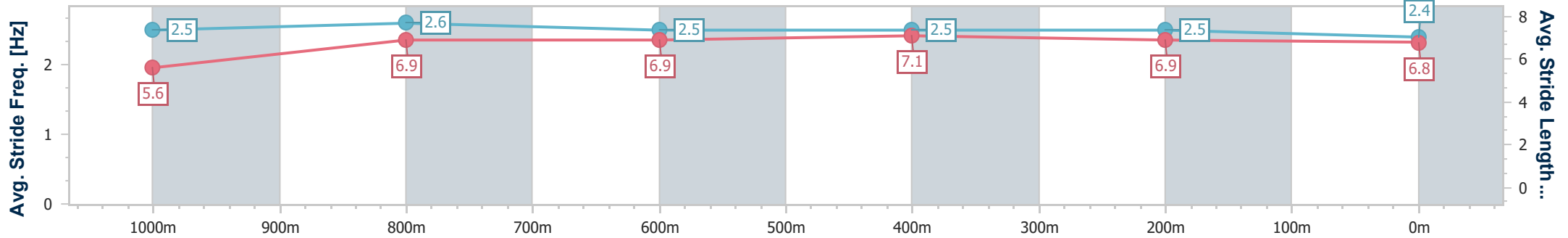
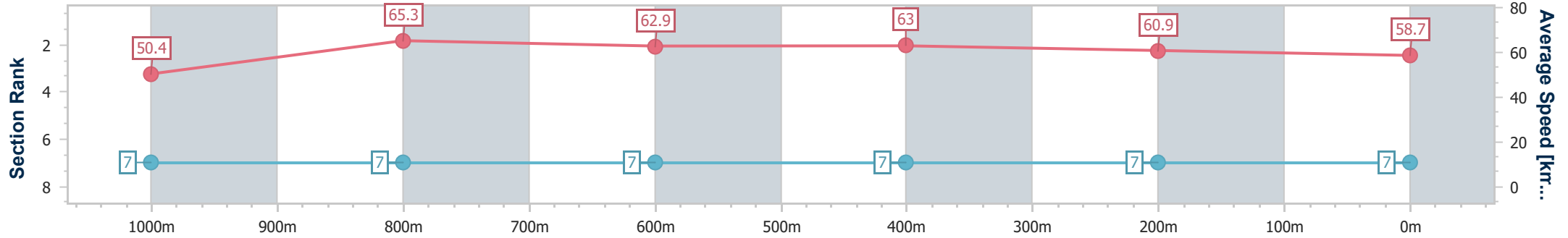
Aquis Park Gold Coast Poly QLD Professional
Race 2: Gold Coast Concrete Recycling Maiden Handicap - 1200m



26 October 2024 - 13:40

Track Rating: Synthetic, Weather: Fine, Rail Position: True

Section	Overall	1000m	800m	600m	400m	200m
Section Times	1:12.30 [7] (0:14.29)	0:58.01 [7] (0:11.03)	0:46.98 [7] (0:11.35)	0:35.63 [7] (0:11.47)	0:24.16 [7] (0:11.82)	0:12.34 [7] (0:12.34)
Average Speed [km/h]	50.4	65.3	62.9	63.0	60.9	58.7
Top Speed [km/h]	65.3	66.8	65.5	65.5	61.7	60.7
Avg. Dist. to Rail [m]	2.9	0.5	1.1	0.3	0.6	2.4
Avg. Stride Freq. [Hz]	2.5	2.6	2.5	2.5	2.5	2.4
Avg. Stride Length [m]	5.6	6.9	6.9	7.1	6.9	6.8



- [] Ranking at each section and finish
- .-.- No data available at this section
- NA No data available



Aquis Park Gold Coast Poly QLD Professional

Race 3: Happy Birthday Marilyn Burtenshaw BENCHMARK 68 Handicap - 1200m

26 October 2024 - 14:14



Track Rating: Synthetic, Weather: Fine, Rail Position: True

Section		Overall	1000m	800m	600m	400m	200m	Last 600m					
Field Times		1:09.78 (0:13.35)	0:56.43 (0:10.75)	0:45.68 (0:10.96)	0:34.72 (0:11.06)	0:23.66 (0:11.58)	0:12.08 (0:12.08)	0:34.72					
Rank	TAB Horse/Jockey	Barrier	Top Speed [km/h]	Fastest Section	Margin							Distance Travelled [m]	
1	7 GERRYMANDER Jason Taylor	5	68.2	0:10.82	1:09.78 [1] (0:13.35)	0:56.43 [1] (0:10.82)	0:45.61 [2] (0:11.04)	0:34.57 [2] (0:11.03)	0:23.54 [2] (0:11.46)	0:12.08 [1] (0:12.08)	1:09.78	0:34.57	
2	4 CADERAS Michael Cahill	6	68.4	0:10.68	1:10.21 [2] (0:13.82)	0:56.39 [5] (0:10.68)	0:45.71 [5] (0:11.04)	0:34.67 [5] (0:11.12)	0:23.55 [5] (0:11.45)	0:12.10 [4] (0:12.10)	2.5L	0:34.67	+5
3	5 WHISKEY DANCER Micheal Hellyer	2	67.9	0:10.78	1:10.29 [3] (0:13.51)	0:56.78 [3] (0:10.78)	0:46.00 [3] (0:11.10)	0:34.90 [4] (0:11.05)	0:23.85 [3] (0:11.56)	0:12.29 [3] (0:12.29)	2.9L	0:34.90	+2
4	2 SONNY DAZE Sariah Champkin	4	68.5	0:10.65	1:10.35 [4] (0:13.45)	0:56.90 [2] (0:10.65)	0:46.25 [1] (0:10.96)	0:35.29 [1] (0:11.06)	0:24.23 [1] (0:11.67)	0:12.56 [2] (0:12.56)	3.1L	0:35.29	-3
5	1 DEMITASSE Sean Cormack	1	68.3	0:10.76	1:10.89 [5] (0:13.71)	0:57.18 [4] (0:10.76)	0:46.42 [4] (0:10.89)	0:35.53 [3] (0:11.11)	0:24.42 [4] (0:11.73)	0:12.69 [5] (0:12.69)	6.1L	0:35.53	-3

Scratched: Damiani (#6), Data Patch (#3)

[] Ranking at each section and finish
 -:-:- No data available at this section
 NA No data available

SCN Saddle cloth number
 DNF Did not finish
 DNT Did not track



Horse/Jockey Name	Gerrymander
Final Rank	1
Fastest Section Time (Section)	0:10.82 (1000m)
Top Speed [km/h] (Section)	68.2 (Overall)
Race State	Finished



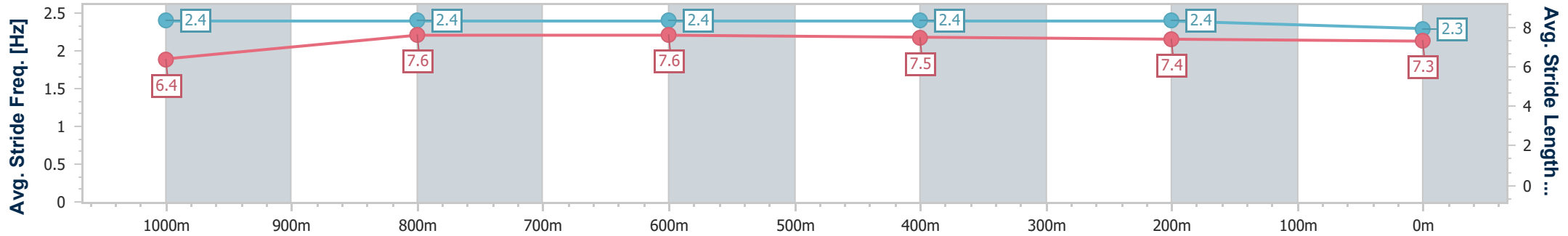
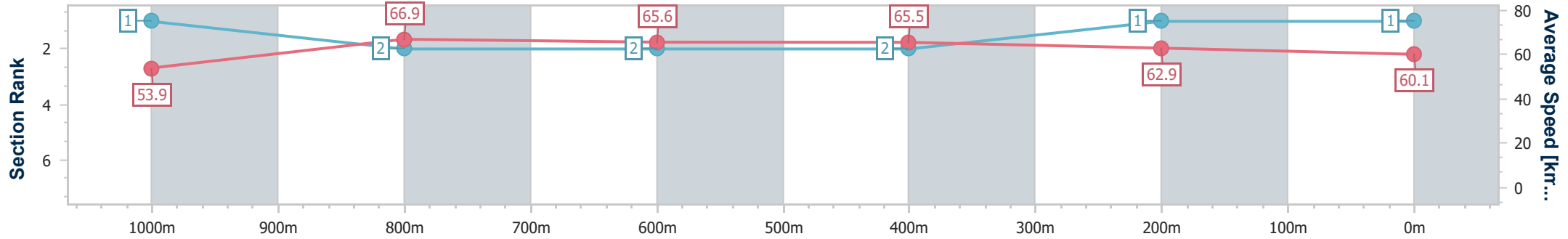
Aquis Park Gold Coast Poly QLD Professional
Race 3: Happy Birthday Marlyn Burtenshaw BENCHMARK 68
Handicap - 1200m



26 October 2024 - 14:14

Track Rating: Synthetic, Weather: Fine, Rail Position: True

Section	Overall	1000m	800m	600m	400m	200m
Section Times	1:09.78 [1] (0:13.35)	0:56.43 [1] (0:10.82)	0:45.61 [2] (0:11.04)	0:34.57 [2] (0:11.03)	0:23.54 [2] (0:11.46)	0:12.08 [1] (0:12.08)
Average Speed [km/h]	53.9	66.9	65.6	65.5	62.9	60.1
Top Speed [km/h]	68.2	67.8	67.5	67.6	64.3	61.6
Avg. Dist. to Rail [m]	2.9	1.4	0.9	1.3	1.9	2.9
Avg. Stride Freq. [Hz]	2.4	2.4	2.4	2.4	2.4	2.3
Avg. Stride Length [m]	6.4	7.6	7.6	7.5	7.4	7.3



- [] Ranking at each section and finish
- .-.- No data available at this section
- NA No data available



Horse/Jockey Name	Caderas
Final Rank	2
Fastest Section Time (Section)	0:10.68 (1000m)
Top Speed [km/h] (Section)	68.4 (1000m)
Race State	Finished



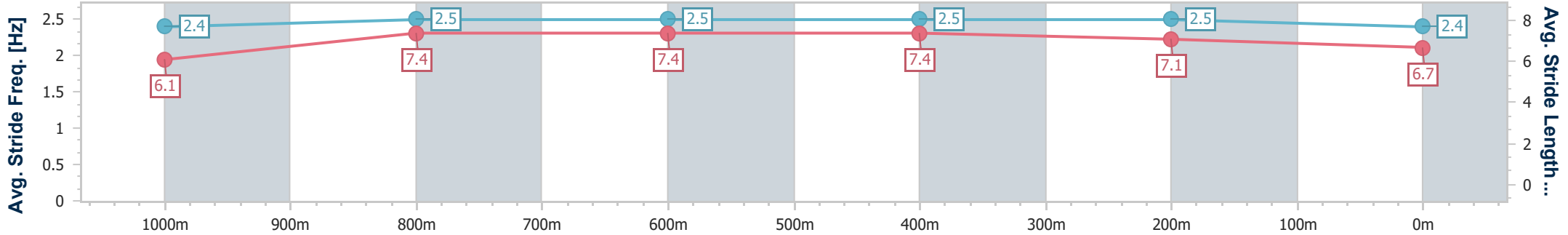
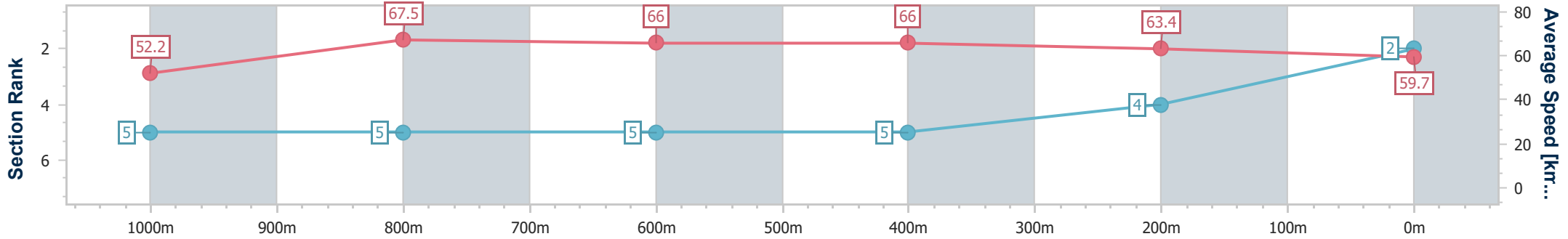
Aquis Park Gold Coast Poly QLD Professional
Race 3: Happy Birthday Marlyn Burtenshaw BENCHMARK 68
Handicap - 1200m



26 October 2024 - 14:14

Track Rating: Synthetic, Weather: Fine, Rail Position: True

Section	Overall	1000m	800m	600m	400m	200m
Section Times	1:10.21 [2] (0:13.82)	0:56.39 [5] (0:10.68)	0:45.71 [5] (0:11.04)	0:34.67 [5] (0:11.12)	0:23.55 [5] (0:11.45)	0:12.10 [4]
Average Speed [km/h]	52.2	67.5	66.0	66.0	63.4	59.7
Top Speed [km/h]	66.9	68.4	67.2	66.8	65.4	62.8
Avg. Dist. to Rail [m]	3.4	1.0	2.1	3.9	5.0	7.0
Avg. Stride Freq. [Hz]	2.4	2.5	2.5	2.5	2.5	2.4
Avg. Stride Length [m]	6.1	7.4	7.4	7.4	7.1	6.7



- [] Ranking at each section and finish
- .-.- No data available at this section
- NA No data available



Horse/Jockey Name	Whiskey Dancer
Final Rank	3
Fastest Section Time (Section)	0:10.78 (1000m)
Top Speed [km/h] (Section)	67.9 (600m)
Race State	Finished



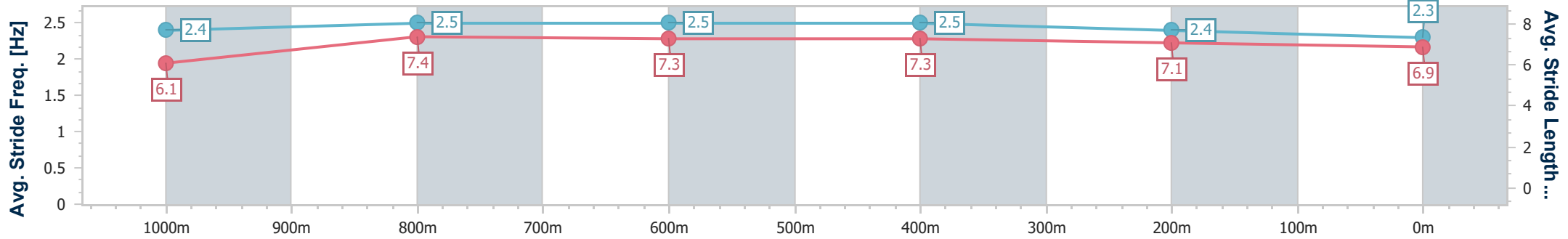
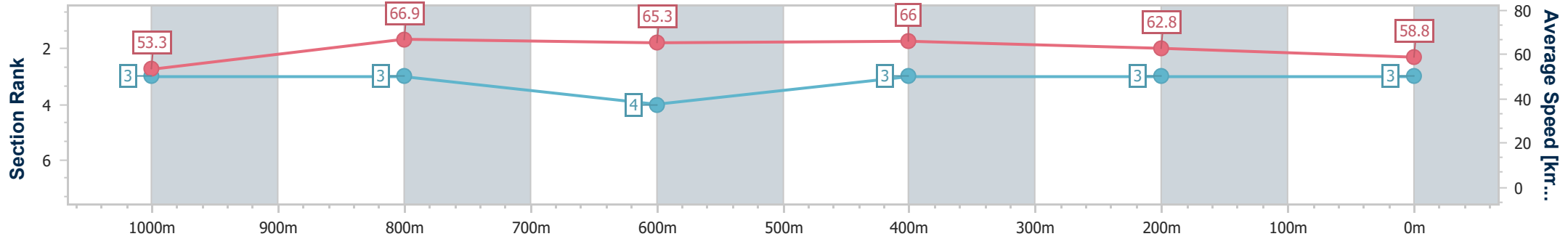
Aquis Park Gold Coast Poly QLD Professional
Race 3: Happy Birthday Marlyn Burtenshaw BENCHMARK 68
Handicap - 1200m



26 October 2024 - 14:14

Track Rating: Synthetic, Weather: Fine, Rail Position: True

Section	Overall	1000m	800m	600m	400m	200m
Section Times	1:10.29 [3] (0:13.51)	0:56.78 [3] (0:10.78)	0:46.00 [3] (0:11.10)	0:34.90 [4] (0:11.05)	0:23.85 [3] (0:11.56)	0:12.29 [3] (0:12.29)
Average Speed [km/h]	53.3	66.9	65.3	66.0	62.8	58.8
Top Speed [km/h]	66.8	67.0	66.7	67.9	63.6	60.8
Avg. Dist. to Rail [m]	0.8	0.3	1.6	3.0	3.2	4.6
Avg. Stride Freq. [Hz]	2.4	2.5	2.5	2.5	2.4	2.3
Avg. Stride Length [m]	6.1	7.4	7.3	7.3	7.1	6.9



- [] Ranking at each section and finish
- .-.- No data available at this section
- NA No data available



Horse/Jockey Name	Sonny Daze
Final Rank	4
Fastest Section Time (Section)	0:10.65 (1000m)
Top Speed [km/h] (Section)	68.5 (1000m)
Race State	Finished



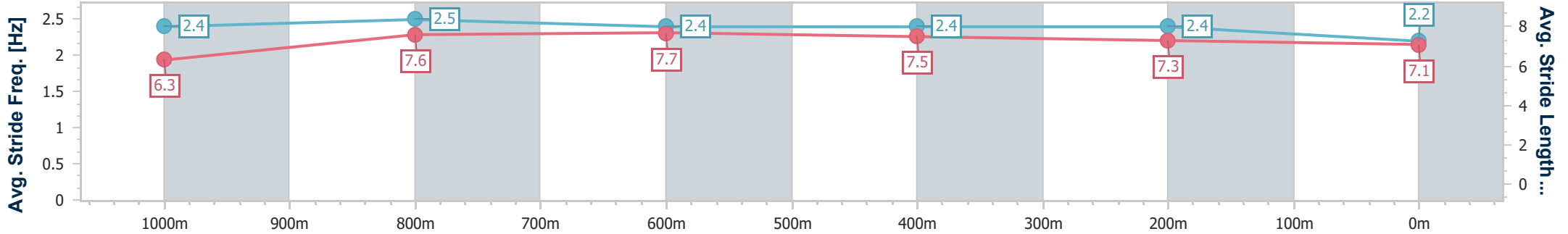
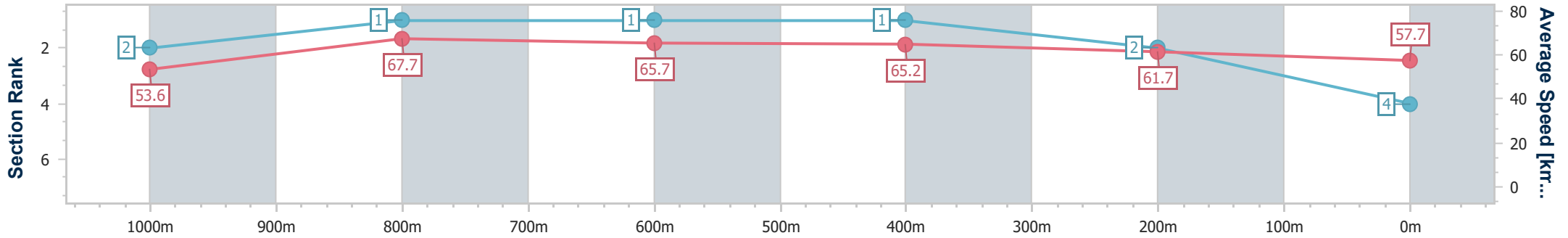
Aquis Park Gold Coast Poly QLD Professional
Race 3: Happy Birthday Marlyn Burtenshaw BENCHMARK 68
Handicap - 1200m



26 October 2024 - 14:14

Track Rating: Synthetic, Weather: Fine, Rail Position: True

Section	Overall	1000m	800m	600m	400m	200m
Section Times	1:10.35 [4] (0:13.45)	0:56.90 [2] (0:10.65)	0:46.25 [1] (0:10.96)	0:35.29 [1] (0:11.06)	0:24.23 [1] (0:11.67)	0:12.56 [2] (0:12.56)
Average Speed [km/h]	53.6	67.7	65.7	65.2	61.7	57.7
Top Speed [km/h]	68.1	68.5	66.9	67.3	63.8	59.3
Avg. Dist. to Rail [m]	1.4	0.3	0.3	0.3	1.6	2.3
Avg. Stride Freq. [Hz]	2.4	2.5	2.4	2.4	2.4	2.2
Avg. Stride Length [m]	6.3	7.6	7.7	7.5	7.3	7.1



- [] Ranking at each section and finish
- .-.- No data available at this section
- NA No data available



Horse/Jockey Name	Demitasse
Final Rank	5
Fastest Section Time (Section)	0:10.76 (1000m)
Top Speed [km/h] (Section)	68.3 (1000m)
Race State	Finished



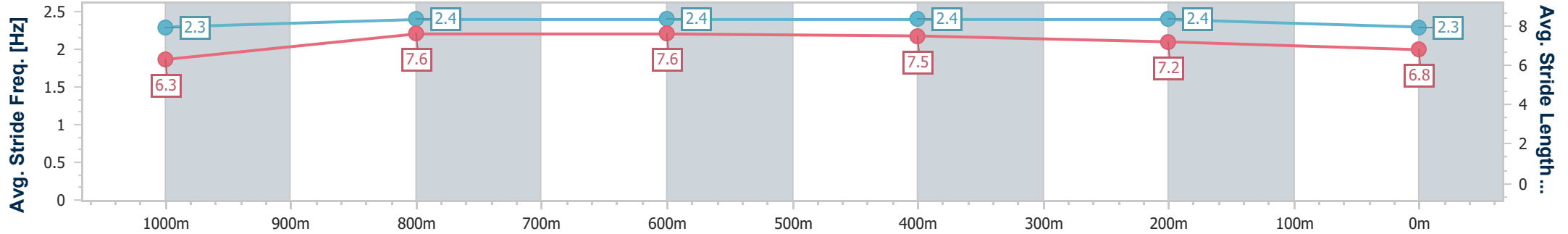
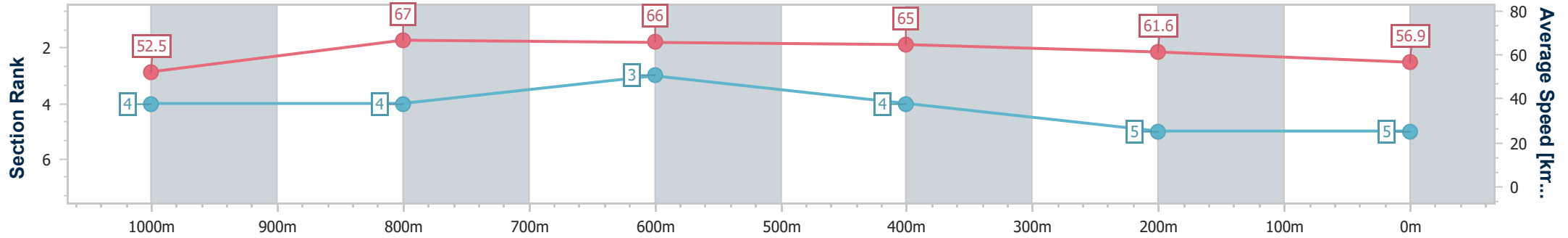
Aquis Park Gold Coast Poly QLD Professional
 Race 3: Happy Birthday Marlyn Burtenshaw BENCHMARK 68
 Handicap - 1200m



26 October 2024 - 14:14

Track Rating: Synthetic, Weather: Fine, Rail Position: True

Section	Overall	1000m	800m	600m	400m	200m
Section Times	1:10.89 [5] (0:13.71)	0:57.18 [4] (0:10.76)	0:46.42 [4] (0:10.89)	0:35.53 [3] (0:11.11)	0:24.42 [4] (0:11.73)	0:12.69 [5] (0:12.69)
Average Speed [km/h]	52.5	67.0	66.0	65.0	61.6	56.9
Top Speed [km/h]	66.8	68.3	66.9	67.1	63.3	60.8
Avg. Dist. to Rail [m]	0.4	0.1	0.5	0.4	1.3	1.0
Avg. Stride Freq. [Hz]	2.3	2.4	2.4	2.4	2.4	2.3
Avg. Stride Length [m]	6.3	7.6	7.6	7.5	7.2	6.8



- [] Ranking at each section and finish
- .-.-.- No data available at this section
- NA No data available



Aquis Park Gold Coast Poly QLD Professional

Race 4: Thankyou Sheri Cook BM65 Handicap - 1540m

26 October 2024 - 14:49



Track Rating: Synthetic, Weather: Fine, Rail Position: True

Section		Overall	1400m	1200m	1000m	800m	600m	400m	Last 600m				
Field Times		1:33.11 (0:10.17)	1:22.94 (0:11.17)	1:11.77 (0:11.21)	1:00.56 (0:11.92)	0:48.64 (0:12.11)	0:36.53 (0:11.92)	0:24.61 (0:12.18)	0:36.53				
Rank	TAB Horse/Jockey	Barrier	Top Speed [km/h]	Fastest Section									Distance Travelled [m]
1	8 TOROVISTA Michael Cahill	2	64.4 1400m	0:10.38 Overall	1:33.11 [1] (0:10.38)	1:22.73 [3] (0:11.51)	1:11.22 [3] (0:11.45)	0:59.77 [3] (0:11.84)	0:47.93 [3] (0:11.88)	0:36.05 [3] (0:11.75)	0:24.30 [3] (0:11.95)	0:36.05	
2	6 GRECIAN LASS Rikki Jamieson	8	66.4 1400m	0:10.17 Overall	1:33.43 [2] (0:10.17)	1:23.26 [1] (0:11.17)	1:12.09 [1] (0:11.21)	1:00.88 [1] (0:11.92)	0:48.96 [1] (0:12.11)	0:36.85 [1] (0:11.92)	0:24.93 [1] (0:12.18)	0:36.85	-3
3	2 SHADYVALE STORM Kirk Matheson	1	66.0 1400m	0:10.29 Overall	1:33.48 [3] (0:10.29)	1:23.19 [2] (0:11.11)	1:12.08 [2] (0:11.45)	1:00.63 [2] (0:11.93)	0:48.70 [2] (0:12.01)	0:36.69 [2] (0:11.90)	0:24.79 [2] (0:12.18)	0:36.69	-1
4	5 WONFORWAZZA Micheal Hellyer	5	64.9 1200m	0:11.01 Overall	1:33.50 [4] (0:11.01)	1:22.49 [4] (0:11.46)	1:11.03 [4] (0:11.15)	0:59.88 [4] (0:11.76)	0:48.12 [4] (0:11.83)	0:36.29 [4] (0:11.74)	0:24.55 [4] (0:11.91)	0:36.29	+3
5	1 AVENUE OF STARS Sariah Champkin	7	64.9 1000m	0:11.31 1000m	1:34.55 [5] (0:11.32)	1:23.23 [5] (0:11.83)	1:11.40 [5] (0:11.33)	1:00.07 [5] (0:11.31)	0:48.76 [5] (0:11.64)	0:37.12 [5] (0:11.82)	0:25.30 [5] (0:12.38)	0:37.12	-3

Scratched: Skater (#4), Capital Boss (#7), Peshwa (#3)

[] Ranking at each section and finish
 -:-:-:- No data available at this section
 NA No data available

SCN Saddle cloth number
 DNF Did not finish
 DNT Did not track



Aquis Park Gold Coast Poly QLD Professional

Race 4: Thankyou Sheri Cook BM65 Handicap - 1540m

26 October 2024 - 14:49



Track Rating: Synthetic, Weather: Fine, Rail Position: True

Section				200m				Last 600m	
Field Times				0:12.43 (0:12.43)				0:36.53	
Rank	TAB	Horse/Jockey	Barrier	Top Speed [km/h]	Fastest Section	Margin			Distance Travelled [m]
1	8	TOROVISTA Michael Cahill	2	64.4 1400m	0:10.38 Overall	0:12.35 [2] (0:12.35)	1:33.11		0:36.05
2	6	GRECIAN LASS Rikki Jamieson	8	66.4 1400m	0:10.17 Overall	0:12.75 [1] (0:12.75)	1.8L		0:36.85 -3
3	2	SHADYVALE STORM Kirk Matheson	1	66.0 1400m	0:10.29 Overall	0:12.61 [4] (0:12.61)	2L		0:36.69 -1
4	5	WONFORWAZZA Micheal Hellyer	5	64.9 1200m	0:11.01 Overall	0:12.64 [3] (0:12.64)	2.1L		0:36.29 +3
5	1	AVENUE OF STARS Sariah Champkin	7	64.9 1000m	0:11.31 1000m	0:12.92 [5] (0:12.92)	8.1L		0:37.12 -3

Scratched: Skater (#4), Capital Boss (#7), Peshwa (#3)

[] Ranking at each section and finish
 -:-:-:- No data available at this section
 NA No data available

SCN Saddle cloth number
 DNF Did not finish
 DNT Did not track



Horse/Jockey Name	Torovista
Final Rank	1
Fastest Section Time (Section)	0:10.38 (Overall)
Top Speed [km/h] (Section)	64.4 (1400m)
Race State	Finished



Aquis Park Gold Coast Poly QLD Professional

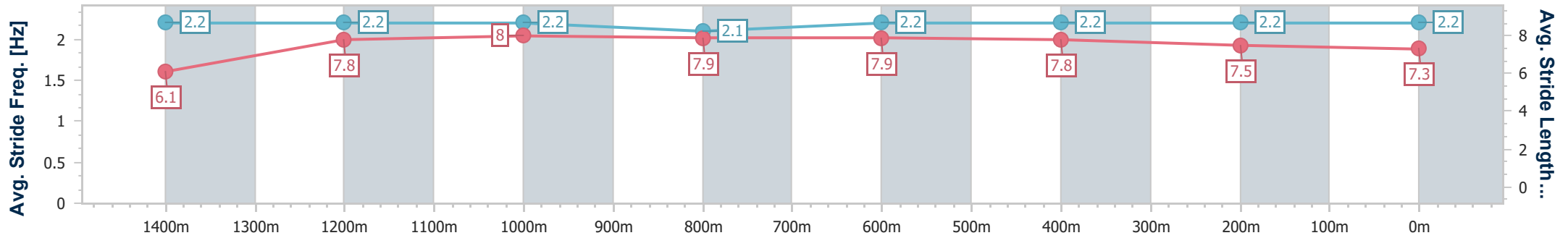
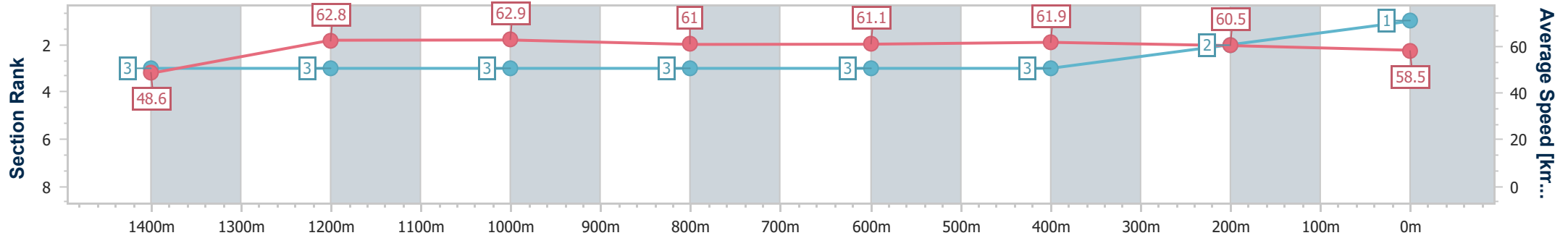
Race 4: Thankyou Sheri Cook BM65 Handicap - 1540m

26 October 2024 - 14:49

Track Rating: Synthetic, Weather: Fine, Rail Position: True



Section	Overall	1400m	1200m	1000m	800m	600m	400m	200m
Section Times	1:33.11 [1] (0:10.38)	1:22.73 [3] (0:11.51)	1:11.22 [3] (0:11.45)	0:59.77 [3] (0:11.84)	0:47.93 [3] (0:11.88)	0:36.05 [3] (0:11.75)	0:24.30 [3] (0:11.95)	0:12.35 [2] (0:12.35)
Average Speed [km/h]	48.6	62.8	62.9	61.0	61.1	61.9	60.5	58.5
Top Speed [km/h]	64.4	64.4	64.1	61.8	61.9	62.9	61.6	61.9
Avg. Dist. to Rail [m]	4.2	0.7	1.1	1.2	1.5	2.1	3.1	3.4
Avg. Stride Freq. [Hz]	2.2	2.2	2.2	2.1	2.2	2.2	2.2	2.2
Avg. Stride Length [m]	6.1	7.8	8.0	7.9	7.9	7.8	7.5	7.3



- [] Ranking at each section and finish
- .-.- No data available at this section
- NA No data available



Horse/Jockey Name	Grecian Lass
Final Rank	2
Fastest Section Time (Section)	0:10.17 (Overall)
Top Speed [km/h] (Section)	66.4 (1400m)
Race State	Finished



Aquis Park Gold Coast Poly QLD Professional

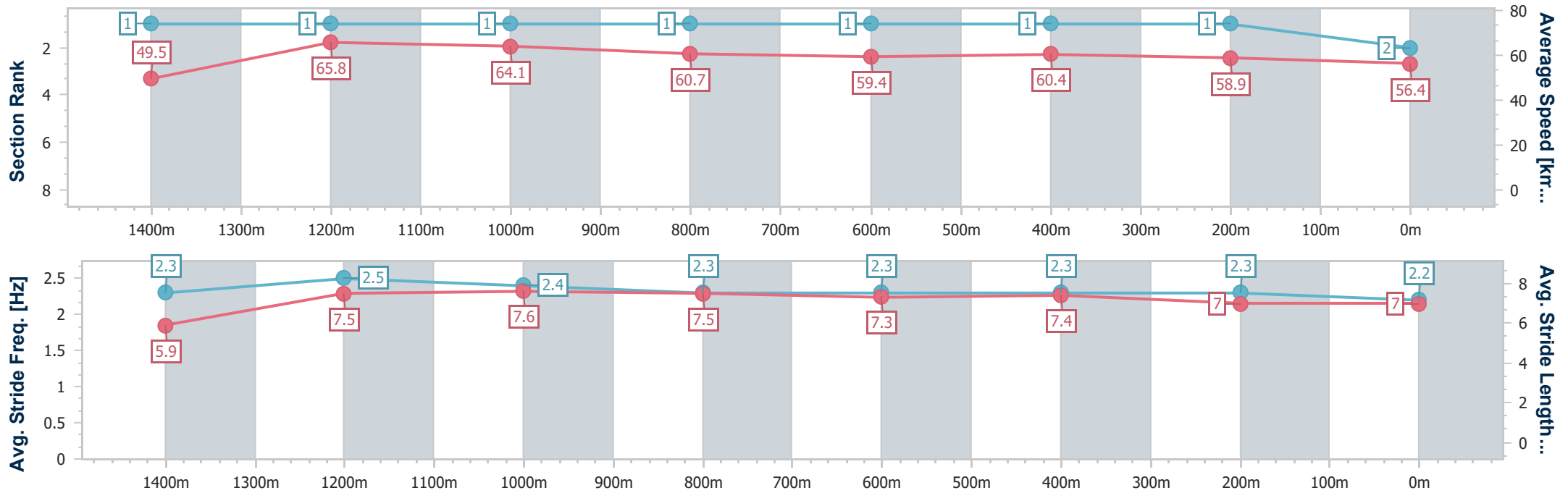
Race 4: Thankyou Sheri Cook BM65 Handicap - 1540m

26 October 2024 - 14:49

Track Rating: Synthetic, Weather: Fine, Rail Position: True



Section	Overall	1400m	1200m	1000m	800m	600m	400m	200m
Section Times	1:33.43 [2] (0:10.17)	1:23.26 [1] (0:11.17)	1:12.09 [1] (0:11.21)	1:00.88 [1] (0:11.92)	0:48.96 [1] (0:12.11)	0:36.85 [1] (0:11.92)	0:24.93 [1] (0:12.18)	0:12.75 [1] (0:12.75)
Average Speed [km/h]	49.5	65.8	64.1	60.7	59.4	60.4	58.9	56.4
Top Speed [km/h]	65.4	66.4	66.3	62.1	60.2	60.5	60.4	58.1
Avg. Dist. to Rail [m]	6.2	2.4	2.8	1.3	0.4	0.3	0.6	2.1
Avg. Stride Freq. [Hz]	2.3	2.5	2.4	2.3	2.3	2.3	2.3	2.2
Avg. Stride Length [m]	5.9	7.5	7.6	7.5	7.3	7.4	7.0	7.0



- [] Ranking at each section and finish
- .-.-.- No data available at this section
- NA No data available



Horse/Jockey Name	Shadyvale Storm
Final Rank	3
Fastest Section Time (Section)	0:10.29 (Overall)
Top Speed [km/h] (Section)	66.0 (1400m)
Race State	Finished



Aquis Park Gold Coast Poly QLD Professional

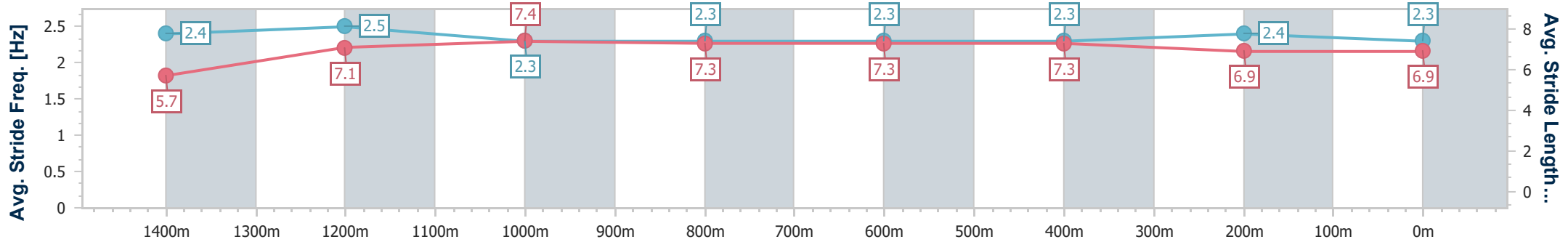
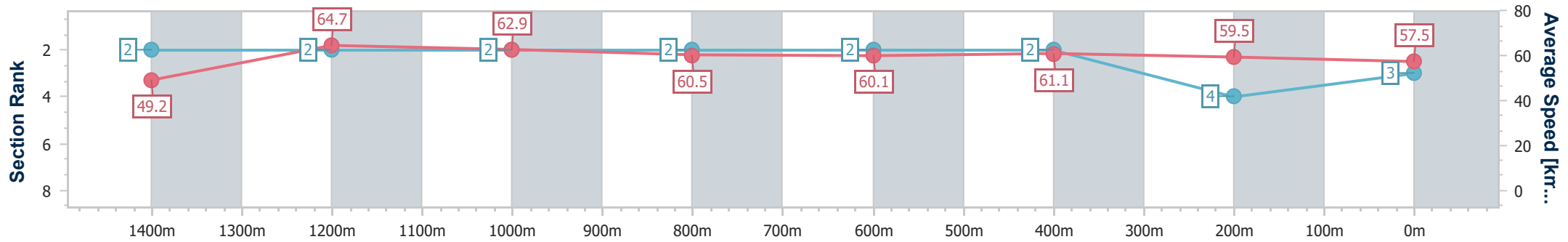
Race 4: Thankyou Sheri Cook BM65 Handicap - 1540m

26 October 2024 - 14:49

Track Rating: Synthetic, Weather: Fine, Rail Position: True



Section	Overall	1400m	1200m	1000m	800m	600m	400m	200m
Section Times	1:33.48 [3] (0:10.29)	1:23.19 [2] (0:11.11)	1:12.08 [2] (0:11.45)	1:00.63 [2] (0:11.93)	0:48.70 [2] (0:12.01)	0:36.69 [2] (0:11.90)	0:24.79 [2] (0:12.18)	0:12.61 [4] (0:12.61)
Average Speed [km/h]	49.2	64.7	62.9	60.5	60.1	61.1	59.5	57.5
Top Speed [km/h]	65.7	66.0	65.1	61.0	60.8	62.1	61.3	58.5
Avg. Dist. to Rail [m]	2.3	0.4	1.2	1.1	0.9	1.7	3.5	4.8
Avg. Stride Freq. [Hz]	2.4	2.5	2.3	2.3	2.3	2.3	2.4	2.3
Avg. Stride Length [m]	5.7	7.1	7.4	7.3	7.3	7.3	6.9	6.9



- [] Ranking at each section and finish
- .-.- No data available at this section
- NA No data available



Horse/Jockey Name	Wonforwazza
Final Rank	4
Fastest Section Time (Section)	0:11.01 (Overall)
Top Speed [km/h] (Section)	64.9 (1200m)
Race State	Finished



Aquis Park Gold Coast Poly QLD Professional

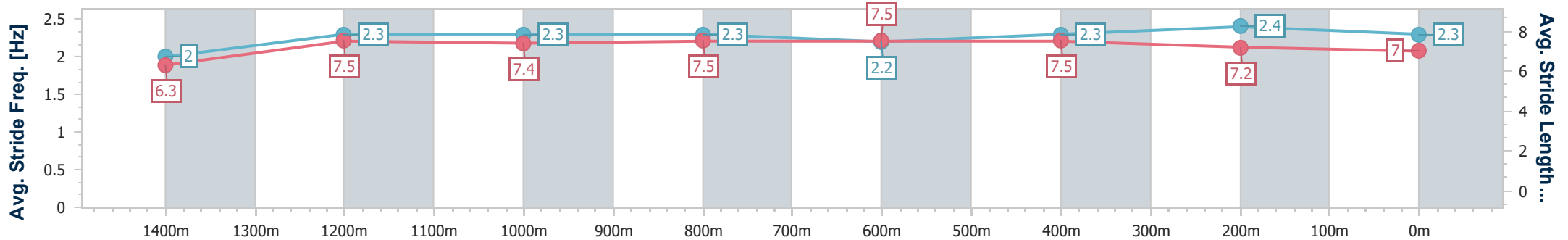
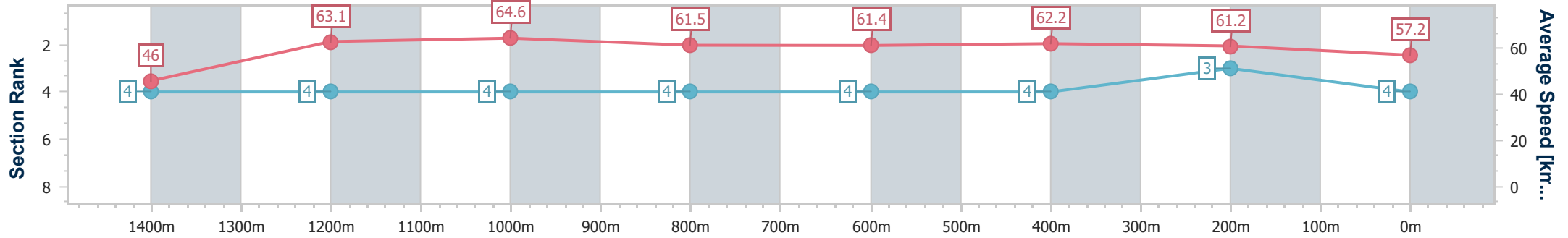
Race 4: Thankyou Sheri Cook BM65 Handicap - 1540m

26 October 2024 - 14:49

Track Rating: Synthetic, Weather: Fine, Rail Position: True



Section	Overall	1400m	1200m	1000m	800m	600m	400m	200m
Section Times	1:33.50 [4] (0:11.01)	1:22.49 [4] (0:11.46)	1:11.03 [4] (0:11.15)	0:59.88 [4] (0:11.76)	0:48.12 [4] (0:11.83)	0:36.29 [4] (0:11.74)	0:24.55 [4] (0:11.91)	0:12.64 [3] (0:12.64)
Average Speed [km/h]	46.0	63.1	64.6	61.5	61.4	62.2	61.2	57.2
Top Speed [km/h]	61.4	64.3	64.9	63.9	61.8	63.1	62.1	59.2
Avg. Dist. to Rail [m]	3.5	0.9	2.2	1.3	1.8	3.4	4.7	5.2
Avg. Stride Freq. [Hz]	2.0	2.3	2.3	2.3	2.2	2.3	2.4	2.3
Avg. Stride Length [m]	6.3	7.5	7.4	7.5	7.5	7.5	7.2	7.0



- [] Ranking at each section and finish
- .-.-.- No data available at this section
- NA No data available



Horse/Jockey Name	Avenue Of Stars
Final Rank	5
Fastest Section Time (Section)	0:11.31 (1000m)
Top Speed [km/h] (Section)	64.9 (1000m)
Race State	Finished



Aquis Park Gold Coast Poly QLD Professional

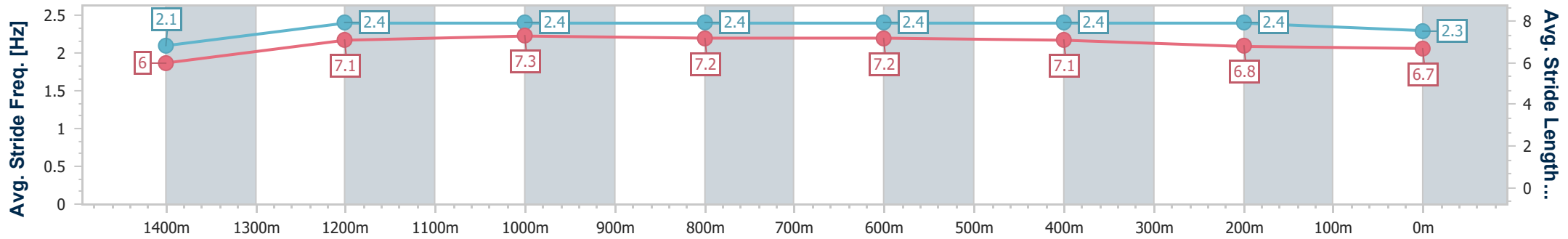
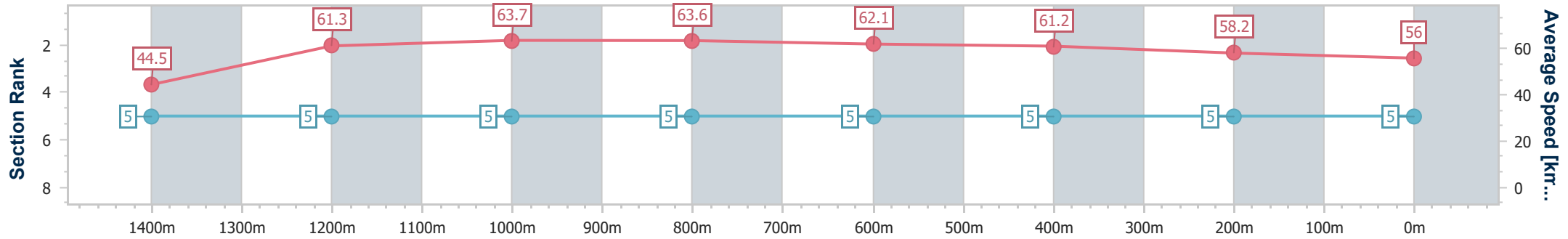
Race 4: Thankyou Sheri Cook BM65 Handicap - 1540m

26 October 2024 - 14:49

Track Rating: Synthetic, Weather: Fine, Rail Position: True



Section	Overall	1400m	1200m	1000m	800m	600m	400m	200m
Section Times	1:34.55 [5] (0:11.32)	1:23.23 [5] (0:11.83)	1:11.40 [5] (0:11.33)	1:00.07 [5] (0:11.31)	0:48.76 [5] (0:11.64)	0:37.12 [5] (0:11.82)	0:25.30 [5] (0:12.38)	0:12.92 [5] (0:12.92)
Average Speed [km/h]	44.5	61.3	63.7	63.6	62.1	61.2	58.2	56.0
Top Speed [km/h]	59.6	62.8	64.8	64.9	62.2	62.2	59.4	57.6
Avg. Dist. to Rail [m]	4.5	1.2	1.1	0.5	0.5	0.6	2.9	5.6
Avg. Stride Freq. [Hz]	2.1	2.4	2.4	2.4	2.4	2.4	2.4	2.3
Avg. Stride Length [m]	6.0	7.1	7.3	7.2	7.2	7.1	6.8	6.7



- [] Ranking at each section and finish
- .-.- No data available at this section
- NA No data available



Aquis Park Gold Coast Poly QLD Professional

Race 5: Thankyou Marlene Cook BM58 Handicap - 1900m

26 October 2024 - 15:30



Track Rating: Synthetic, Weather: Fine, Rail Position: True

Section		Overall	1800m	1600m	1400m	1200m	1000m	800m	Last 600m				
Field Times		1:57.38 (0:07.95)	1:49.43 (0:11.22)	1:38.21 (0:11.57)	1:26.64 (0:12.12)	1:14.52 (0:12.24)	1:02.28 (0:12.47)	0:49.81 (0:12.36)	0:37.45				
Rank	TAB Horse/Jockey	Barrier	Top Speed [km/h]	Fastest Section									Distance Travelled [m]
1	1 CHERBOURG Fiona Sandkuhl	2	66.0 1800m	0:07.95 Overall	1:57.38 [1] (0:07.95)	1:49.43 [1] (0:11.22)	1:38.21 [1] (0:11.76)	1:26.45 [3] (0:12.41)	1:14.04 [3] (0:12.27)	1:01.77 [3] (0:12.35)	0:49.42 [3] (0:12.02)	0:37.40	
2	7 CHAMPAGNES ON ME Micheal Hellyer	3	65.6 1800m	0:08.00 Overall	1:57.45 [2] (0:08.00)	1:49.45 [3] (0:11.29)	1:38.16 [3] (0:11.72)	1:26.44 [4] (0:12.56)	1:13.88 [4] (0:12.22)	1:01.66 [4] (0:12.37)	0:49.29 [4] (0:12.10)	0:37.19	+10
3	4 PAPAL MISS Jackson Morris	8	63.1 1800m	0:08.57 Overall	1:57.53 [3] (0:08.57)	1:48.96 [8] (0:11.63)	1:37.33 [8] (0:11.89)	1:25.44 [8] (0:12.01)	1:13.43 [8] (0:12.09)	1:01.34 [7] (0:12.42)	0:48.92 [7] (0:12.17)	0:36.75	-5
4	6 SEEYA LATER GATER Rikki Jamieson	1	66.1 1800m	0:08.22 Overall	1:57.96 [4] (0:08.22)	1:49.74 [6] (0:11.26)	1:38.48 [5] (0:11.78)	1:26.70 [5] (0:12.52)	1:14.18 [5] (0:12.18)	1:02.00 [5] (0:12.35)	0:49.65 [5] (0:12.21)	0:37.44	+2
5	5 NO DOUBLE DIPPING Yvette Lewis	4	63.4 1800m	0:08.21 Overall	1:58.35 [5] (0:08.21)	1:50.14 [5] (0:11.62)	1:38.52 [6] (0:11.87)	1:26.65 [6] (0:12.38)	1:14.27 [7] (0:12.20)	1:02.07 [8] (0:12.36)	0:49.71 [8] (0:12.16)	0:37.55	-2
6	3 YA LOVE HER Kirk Matheson	5	65.6 1800m	0:08.13 Overall	1:58.57 [6] (0:08.13)	1:50.44 [4] (0:11.31)	1:39.13 [4] (0:11.47)	1:27.66 [2] (0:12.32)	1:15.34 [2] (0:12.29)	1:03.05 [2] (0:12.43)	0:50.62 [2] (0:12.19)	0:38.43	+4
7	9 COME ON EILEEN Sariah Champkin	7	67.5 1800m	0:07.99 Overall	1:59.07 [7] (0:07.99)	1:51.08 [2] (0:11.19)	1:39.89 [2] (0:11.56)	1:28.33 [1] (0:12.12)	1:16.21 [1] (0:12.24)	1:03.97 [1] (0:12.47)	0:51.50 [1] (0:12.36)	0:39.14	+0
8	8 WITH DIAMONDS Jason Taylor	6	64.3 1800m	0:08.38 Overall	1:59.84 [8] (0:08.38)	1:51.46 [7] (0:11.54)	1:39.92 [7] (0:11.80)	1:28.12 [7] (0:12.25)	1:15.87 [6] (0:12.14)	1:03.73 [6] (0:12.32)	0:51.41 [6] (0:12.21)	0:39.20	+11

Scratched: Torovista (#2)

[] Ranking at each section and finish
 -:-:- No data available at this section
 NA No data available

SCN Saddle cloth number
 DNF Did not finish
 DNT Did not track

Track Rating: Synthetic, Weather: Fine, Rail Position: True

Section					600m	400m	200m				
Field Times					0:37.45 (0:12.25)	0:25.20 (0:12.28)	0:12.92 (0:12.92)	Last 600m			
								0:37.45			
Rank	TAB	Horse/Jockey	Barrier	Top Speed [km/h]	Fastest Section	Margin			Distance Travelled [m]		
1	1	CHERBOURG Fiona Sandkuhl	2	66.0 1800m	0:07.95 Overall	0:37.40 [2] (0:12.23)	0:25.17 [2] (0:12.48)	0:12.69 [2] (0:12.69)	1:57.38	0:37.40	
2	7	CHAMPAGNES ON ME Micheal Hellyer	3	65.6 1800m	0:08.00 Overall	0:37.19 [4] (0:11.92)	0:25.27 [1] (0:12.28)	0:12.99 [1] (0:12.99)	0.3L	0:37.19	+10
3	4	PAPAL MISS Jackson Morris	8	63.1 1800m	0:08.57 Overall	0:36.75 [7] (0:11.88)	0:24.87 [6] (0:12.32)	0:12.55 [3] (0:12.55)	0.7L	0:36.75	-5
4	6	SEEYA LATER GATER Rikki Jamieson	1	66.1 1800m	0:08.22 Overall	0:37.44 [5] (0:12.07)	0:25.37 [5] (0:12.52)	0:12.85 [4] (0:12.85)	3.2L	0:37.44	+2
5	5	NO DOUBLE DIPPING Yvette Lewis	4	63.4 1800m	0:08.21 Overall	0:37.55 [8] (0:11.95)	0:25.60 [7] (0:12.65)	0:12.95 [7] (0:12.95)	5.5L	0:37.55	-2
6	3	YA LOVE HER Kirk Matheson	5	65.6 1800m	0:08.13 Overall	0:38.43 [3] (0:12.32)	0:26.11 [4] (0:12.75)	0:13.36 [5] (0:13.36)	6.8L	0:38.43	+4
7	9	COME ON EILEEN Sariah Champkin	7	67.5 1800m	0:07.99 Overall	0:39.14 [1] (0:12.36)	0:26.78 [3] (0:13.07)	0:13.71 [6] (0:13.71)	9.6L	0:39.14	+0
8	8	WITH DIAMONDS Jason Taylor	6	64.3 1800m	0:08.38 Overall	0:39.20 [6] (0:12.48)	0:26.72 [8] (0:13.06)	0:13.66 [8] (0:13.66)	14.1L	0:39.20	+11

Scratched: Torovista (#2)



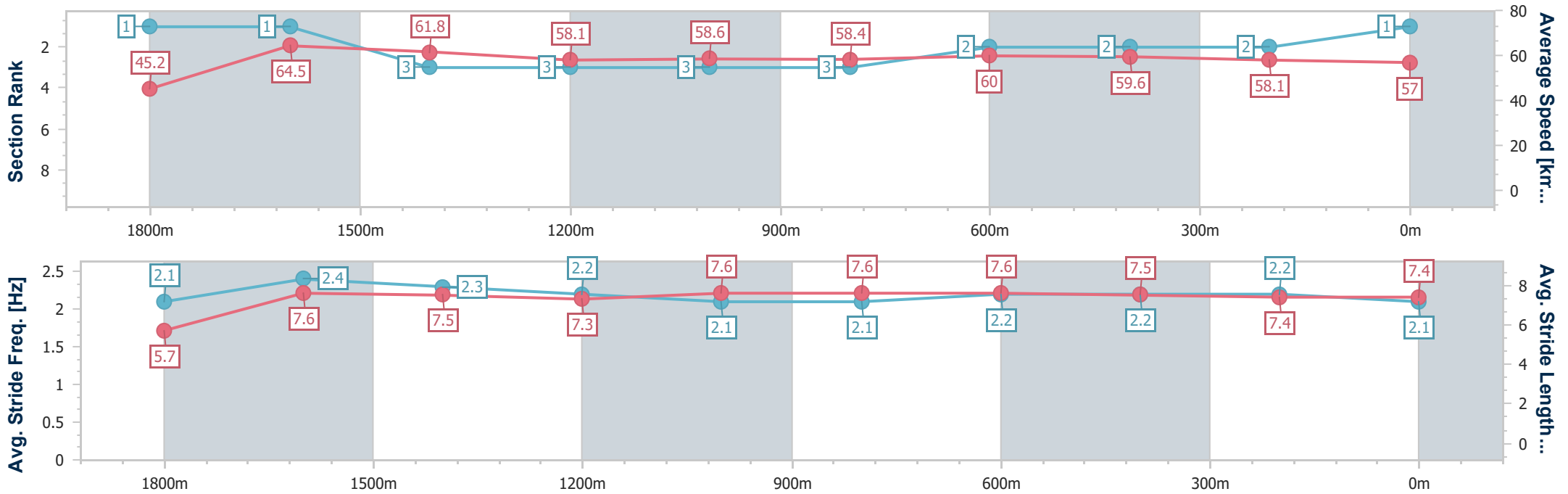
Horse/Jockey Name	Cherbourg
Final Rank	1
Fastest Section Time (Section)	0:07.95 (Overall)
Top Speed [km/h] (Section)	66.0 (1800m)
Race State	Finished



Aquis Park Gold Coast Poly QLD Professional
Race 5: Thankyou Marlene Cook BM58 Handicap - 1900m
 26 October 2024 - 15:30
 Track Rating: Synthetic, Weather: Fine, Rail Position: True



Section	Overall	1800m	1600m	1400m	1200m	1000m	800m	600m	400m	200m
Section Times	1:57.38 [1] (0:07.95)	1:49.43 [1] (0:11.22)	1:38.21 [1] (0:11.76)	1:26.45 [3] (0:12.41)	1:14.04 [3] (0:12.27)	1:01.77 [3] (0:12.35)	0:49.42 [3] (0:12.02)	0:37.40 [2] (0:12.23)	0:25.17 [2] (0:12.48)	0:12.69 [2] (0:12.69)
Average Speed [km/h]	45.2	64.5	61.8	58.1	58.6	58.4	60.0	59.6	58.1	57.0
Top Speed [km/h]	63.8	66.0	63.2	60.8	59.2	59.4	61.0	60.9	58.5	57.2
Avg. Dist. to Rail [m]	2.1	1.9	1.7	0.5	0.4	0.7	0.9	2.2	2.4	3.0
Avg. Stride Freq. [Hz]	2.1	2.4	2.3	2.2	2.1	2.1	2.2	2.2	2.2	2.1
Avg. Stride Length [m]	5.7	7.6	7.5	7.3	7.6	7.6	7.6	7.5	7.4	7.4



- [] Ranking at each section and finish
- .-.- No data available at this section
- NA No data available



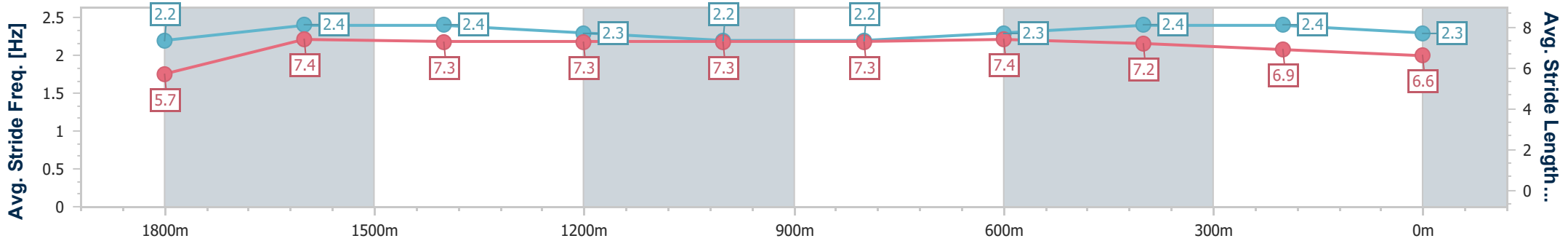
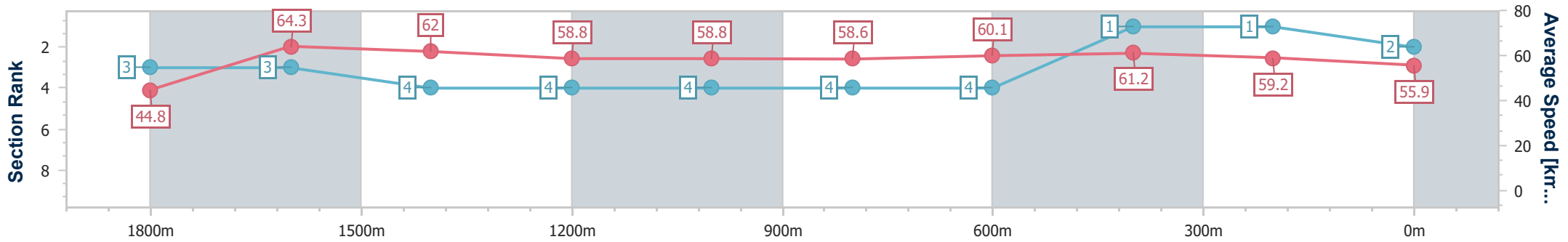
Horse/Jockey Name	Champagnes On Me
Final Rank	2
Fastest Section Time (Section)	0:08.00 (Overall)
Top Speed [km/h] (Section)	65.6 (1800m)
Race State	Finished



Aquis Park Gold Coast Poly QLD Professional
Race 5: Thankyou Marlene Cook BM58 Handicap - 1900m
 26 October 2024 - 15:30
 Track Rating: Synthetic, Weather: Fine, Rail Position: True



Section	Overall	1800m	1600m	1400m	1200m	1000m	800m	600m	400m	200m
Section Times	1:57.45 [2] (0:08.00)	1:49.45 [3] (0:11.29)	1:38.16 [3] (0:11.72)	1:26.44 [4] (0:12.56)	1:13.88 [4] (0:12.22)	1:01.66 [4] (0:12.37)	0:49.29 [4] (0:12.10)	0:37.19 [4] (0:11.92)	0:25.27 [1] (0:12.28)	0:12.99 [1] (0:12.99)
Average Speed [km/h]	44.8	64.3	62.0	58.8	58.8	58.6	60.1	61.2	59.2	55.9
Top Speed [km/h]	61.2	65.6	63.0	60.6	60.3	59.0	60.7	62.4	61.5	57.0
Avg. Dist. to Rail [m]	3.1	2.8	3.5	3.0	2.9	2.0	2.1	3.3	3.3	4.9
Avg. Stride Freq. [Hz]	2.2	2.4	2.4	2.3	2.2	2.2	2.3	2.4	2.4	2.3
Avg. Stride Length [m]	5.7	7.4	7.3	7.3	7.3	7.3	7.4	7.2	6.9	6.6



- [] Ranking at each section and finish
- .-.- No data available at this section
- NA No data available



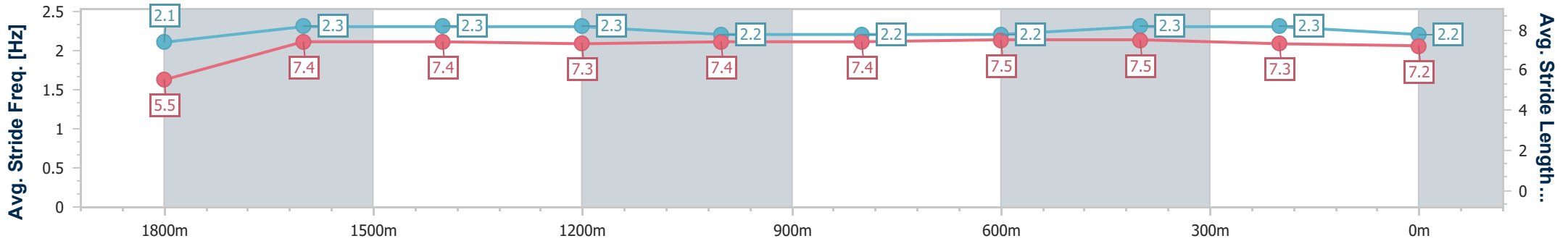
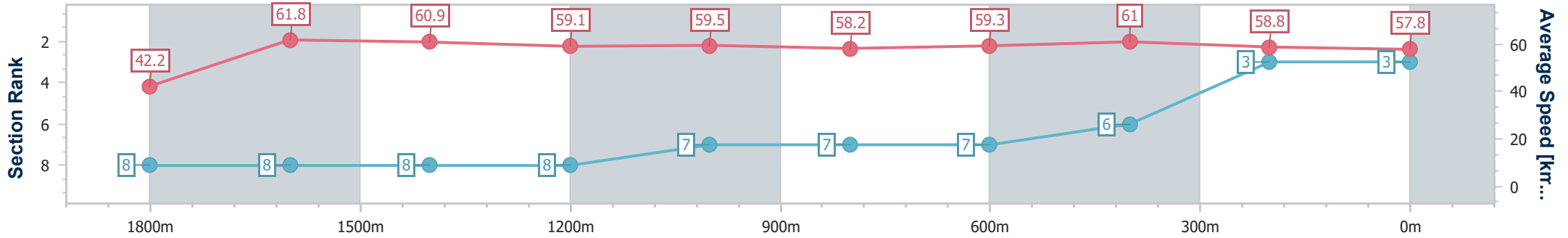
Horse/Jockey Name	Papal Miss
Final Rank	3
Fastest Section Time (Section)	0:08.57 (Overall)
Top Speed [km/h] (Section)	63.1 (1800m)
Race State	Finished



Aquis Park Gold Coast Poly QLD Professional
Race 5: Thankyou Marlene Cook BM58 Handicap - 1900m
 26 October 2024 - 15:30
 Track Rating: Synthetic, Weather: Fine, Rail Position: True



Section	Overall	1800m	1600m	1400m	1200m	1000m	800m	600m	400m	200m
Section Times	1:57.53 [3] (0:08.57)	1:48.96 [8] (0:11.63)	1:37.33 [8] (0:11.89)	1:25.44 [8] (0:12.01)	1:13.43 [8] (0:12.09)	1:01.34 [7] (0:12.42)	0:48.92 [7] (0:12.17)	0:36.75 [7] (0:11.88)	0:24.87 [6] (0:12.32)	0:12.55 [3] (0:12.55)
Average Speed [km/h]	42.2	61.8	60.9	59.1	59.5	58.2	59.3	61.0	58.8	57.8
Top Speed [km/h]	59.0	63.1	61.2	61.4	60.3	58.6	60.9	61.8	59.8	58.7
Avg. Dist. to Rail [m]	7.6	2.1	0.5	1.4	0.3	1.0	0.9	1.3	4.1	5.9
Avg. Stride Freq. [Hz]	2.1	2.3	2.3	2.3	2.2	2.2	2.2	2.3	2.3	2.2
Avg. Stride Length [m]	5.5	7.4	7.4	7.3	7.4	7.4	7.5	7.5	7.3	7.2



- [] Ranking at each section and finish
- .-.- No data available at this section
- NA No data available



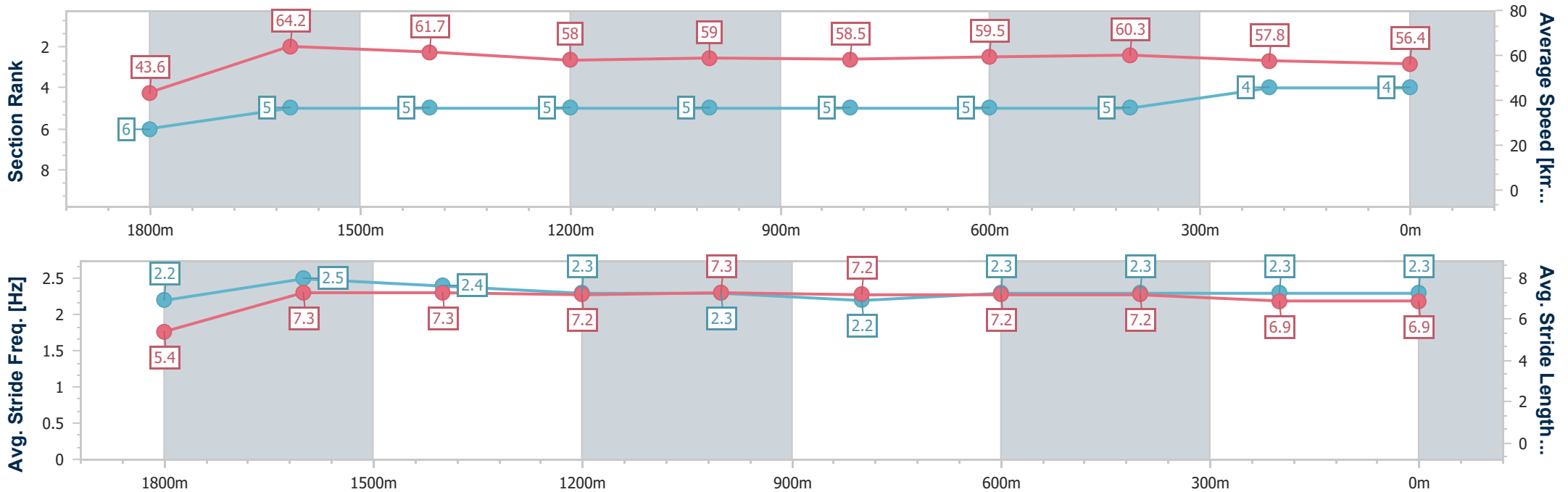
Horse/Jockey Name	Seeya Later Gater
Final Rank	4
Fastest Section Time (Section)	0:08.22 (Overall)
Top Speed [km/h] (Section)	66.1 (1800m)
Race State	Finished



Aquis Park Gold Coast Poly QLD Professional
Race 5: Thankyou Marlene Cook BM58 Handicap - 1900m
 26 October 2024 - 15:30
 Track Rating: Synthetic, Weather: Fine, Rail Position: True



Section	Overall	1800m	1600m	1400m	1200m	1000m	800m	600m	400m	200m
Section Times	1:57.96 [4] (0:08.22)	1:49.74 [6] (0:11.26)	1:38.48 [5] (0:11.78)	1:26.70 [5] (0:12.52)	1:14.18 [5] (0:12.18)	1:02.00 [5] (0:12.35)	0:49.65 [5] (0:12.21)	0:37.44 [5] (0:12.07)	0:25.37 [5] (0:12.52)	0:12.85 [4] (0:12.85)
Average Speed [km/h]	43.6	64.2	61.7	58.0	59.0	58.5	59.5	60.3	57.8	56.4
Top Speed [km/h]	61.7	66.1	62.8	59.2	59.9	58.9	61.4	61.9	58.9	57.2
Avg. Dist. to Rail [m]	0.8	1.2	1.8	1.0	1.7	1.0	2.0	1.7	3.2	4.1
Avg. Stride Freq. [Hz]	2.2	2.5	2.4	2.3	2.3	2.2	2.3	2.3	2.3	2.3
Avg. Stride Length [m]	5.4	7.3	7.3	7.2	7.3	7.2	7.2	7.2	6.9	6.9



- [] Ranking at each section and finish
- .-.- No data available at this section
- NA No data available



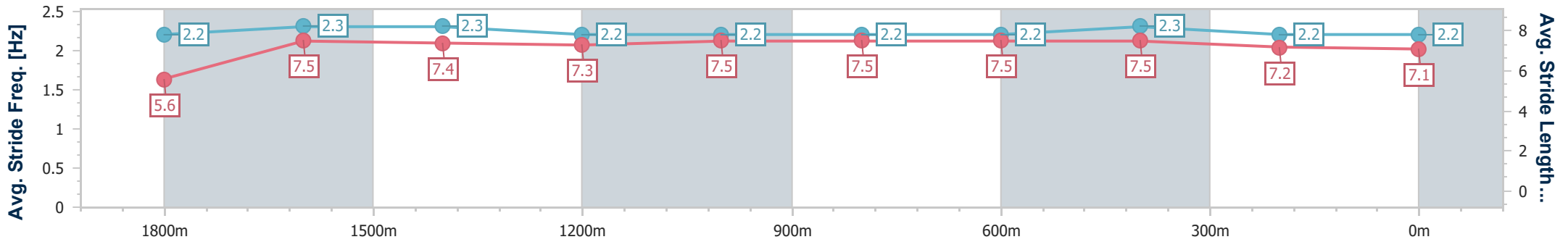
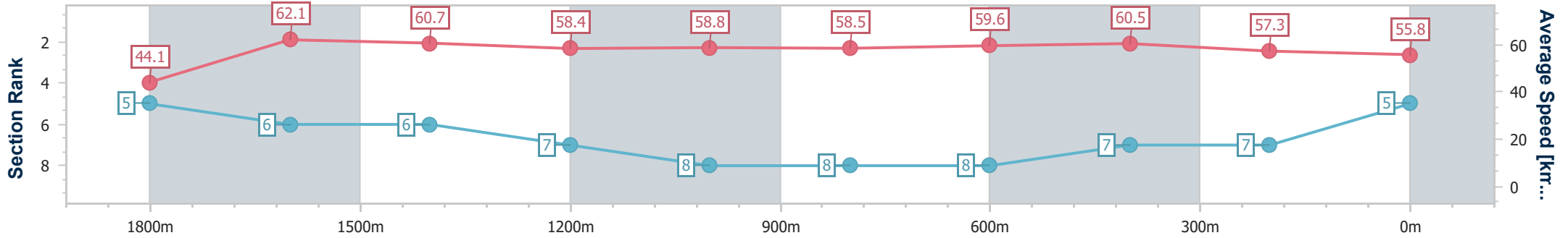
Horse/Jockey Name	No Double Dipping
Final Rank	5
Fastest Section Time (Section)	0:08.21 (Overall)
Top Speed [km/h] (Section)	63.4 (1800m)
Race State	Finished



Aquis Park Gold Coast Poly QLD Professional
Race 5: Thankyou Marlene Cook BM58 Handicap - 1900m
 26 October 2024 - 15:30
 Track Rating: Synthetic, Weather: Fine, Rail Position: True



Section	Overall	1800m	1600m	1400m	1200m	1000m	800m	600m	400m	200m			
Section Times	1:58.35 [5] (0:08.21)	1:50.14 [5] (0:11.62)	1:38.52 [6] (0:11.87)	1:26.65 [6] (0:12.38)	1:14.27 [7] (0:12.20)	1:02.07 [8] (0:12.36)	0:49.71 [8] (0:12.16)	0:37.55 [8] (0:11.95)	0:25.60 [7] (0:12.65)	0:12.95 [7] (0:12.95)			
Average Speed [km/h]	44.1	62.1	60.7	58.4	58.8	58.5	59.6	60.5	57.3	55.8			
Top Speed [km/h]	60.5	63.4	62.1	60.1	60.4	59.1	62.1	62.7	58.3	57.4			
Avg. Dist. to Rail [m]	3.6	1.9	1.1	0.4	0.4	0.5	1.1	1.8	2.6	4.5			
Avg. Stride Freq. [Hz]	2.2	2.3	2.3	2.2	2.2	2.2	2.2	2.3	2.2	2.2			
Avg. Stride Length [m]	5.6	7.5	7.4	7.3	7.5	7.5	7.5	7.5	7.2	7.1			



- [] Ranking at each section and finish
- .-.- No data available at this section
- NA No data available



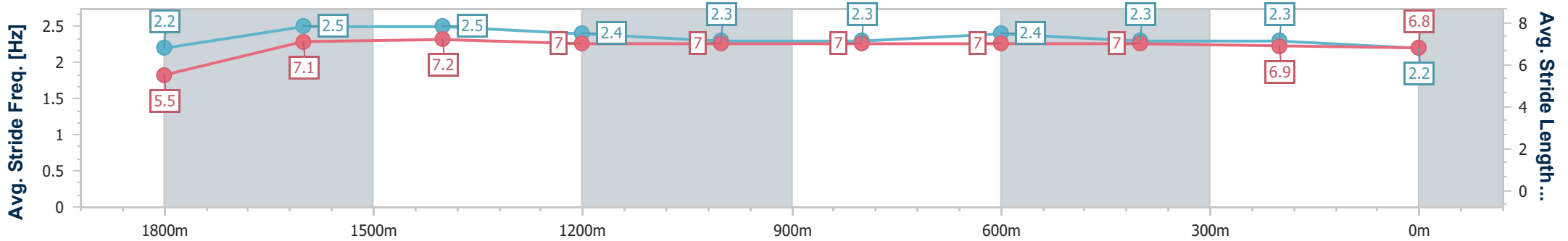
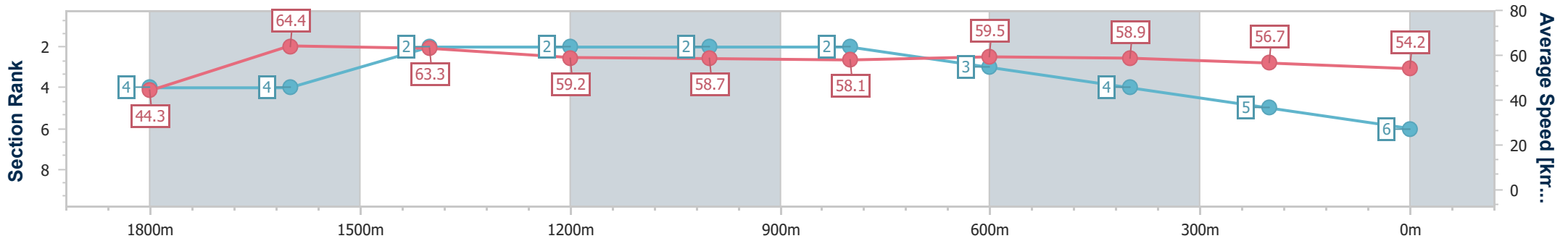
Horse/Jockey Name	Ya Love Her
Final Rank	6
Fastest Section Time (Section)	0:08.13 (Overall)
Top Speed [km/h] (Section)	65.6 (1800m)
Race State	Finished



Aquis Park Gold Coast Poly QLD Professional
Race 5: Thankyou Marlene Cook BM58 Handicap - 1900m
 26 October 2024 - 15:30
 Track Rating: Synthetic, Weather: Fine, Rail Position: True



Section	Overall	1800m	1600m	1400m	1200m	1000m	800m	600m	400m	200m
Section Times	1:58.57 [6] (0:08.13)	1:50.44 [4] (0:11.31)	1:39.13 [4] (0:11.47)	1:27.66 [2] (0:12.32)	1:15.34 [2] (0:12.29)	1:03.05 [2] (0:12.43)	0:50.62 [2] (0:12.19)	0:38.43 [3] (0:12.32)	0:26.11 [4] (0:12.75)	0:13.36 [5] (0:13.36)
Average Speed [km/h]	44.3	64.4	63.3	59.2	58.7	58.1	59.5	58.9	56.7	54.2
Top Speed [km/h]	61.2	65.6	64.7	62.7	59.6	58.9	60.5	60.0	57.9	54.6
Avg. Dist. to Rail [m]	5.4	4.1	2.9	1.5	2.1	2.2	1.6	1.1	3.0	5.1
Avg. Stride Freq. [Hz]	2.2	2.5	2.5	2.4	2.3	2.3	2.4	2.3	2.3	2.2
Avg. Stride Length [m]	5.5	7.1	7.2	7.0	7.0	7.0	7.0	7.0	6.9	6.8



- [] Ranking at each section and finish
- .-.-.- No data available at this section
- NA No data available



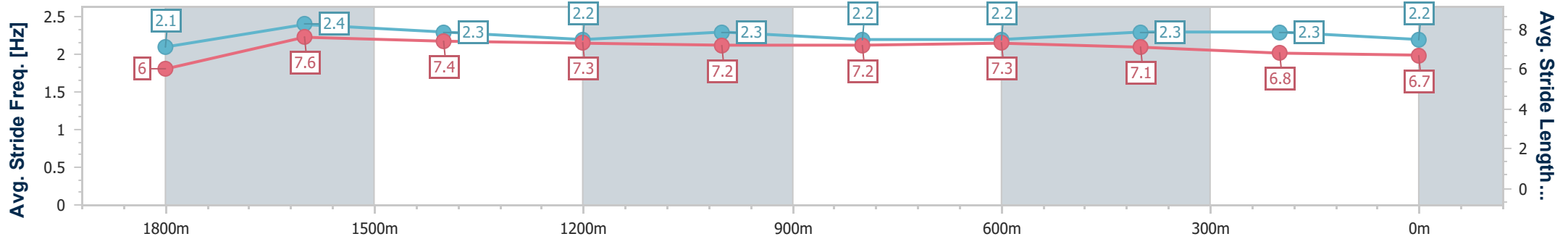
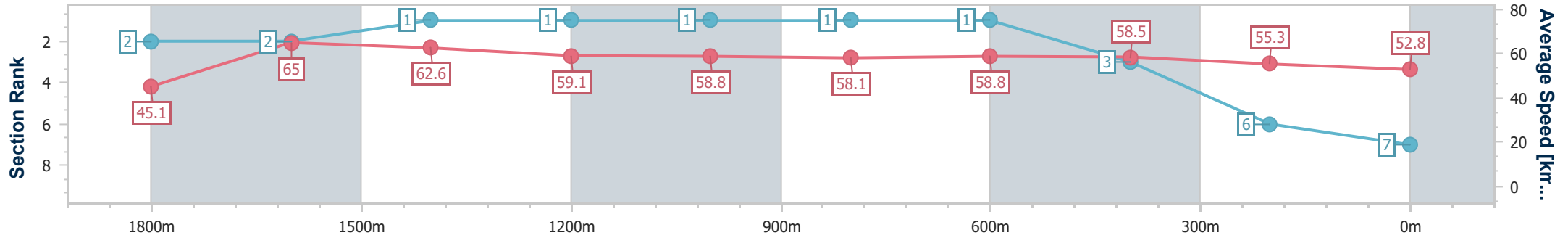
Horse/Jockey Name	Come On Eileen
Final Rank	7
Fastest Section Time (Section)	0:07.99 (Overall)
Top Speed [km/h] (Section)	67.5 (1800m)
Race State	Finished



Aquis Park Gold Coast Poly QLD Professional
 Race 5: Thankyou Marlene Cook BM58 Handicap - 1900m
 26 October 2024 - 15:30
 Track Rating: Synthetic, Weather: Fine, Rail Position: True



Section	Overall	1800m	1600m	1400m	1200m	1000m	800m	600m	400m	200m
Section Times	1:59.07 [7] (0:07.99)	1:51.08 [2] (0:11.19)	1:39.89 [2] (0:11.56)	1:28.33 [1] (0:12.12)	1:16.21 [1] (0:12.24)	1:03.97 [1] (0:12.47)	0:51.50 [1] (0:12.36)	0:39.14 [1] (0:12.36)	0:26.78 [3] (0:13.07)	0:13.71 [6] (0:13.71)
Average Speed [km/h]	45.1	65.0	62.6	59.1	58.8	58.1	58.8	58.5	55.3	52.8
Top Speed [km/h]	62.1	67.5	65.2	59.7	60.2	59.1	59.7	59.9	56.1	54.3
Avg. Dist. to Rail [m]	6.7	3.9	1.5	0.7	0.6	1.3	2.0	1.5	1.4	2.3
Avg. Stride Freq. [Hz]	2.1	2.4	2.3	2.2	2.3	2.2	2.2	2.3	2.3	2.2
Avg. Stride Length [m]	6.0	7.6	7.4	7.3	7.2	7.2	7.3	7.1	6.8	6.7



- [] Ranking at each section and finish
- .-.- No data available at this section
- NA No data available



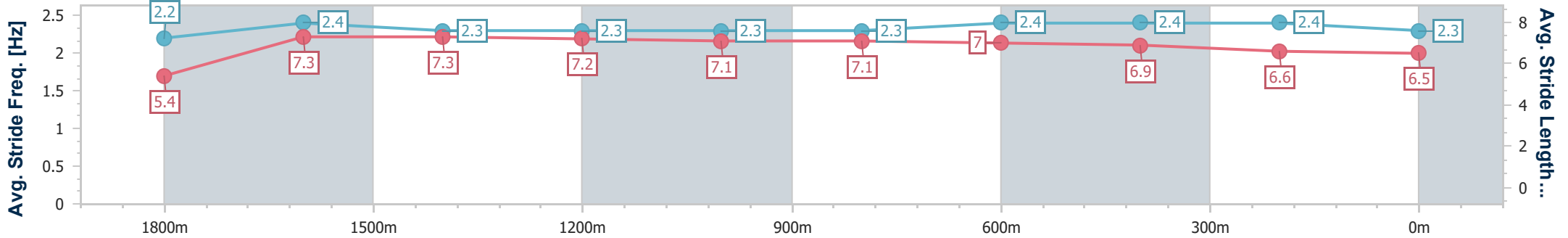
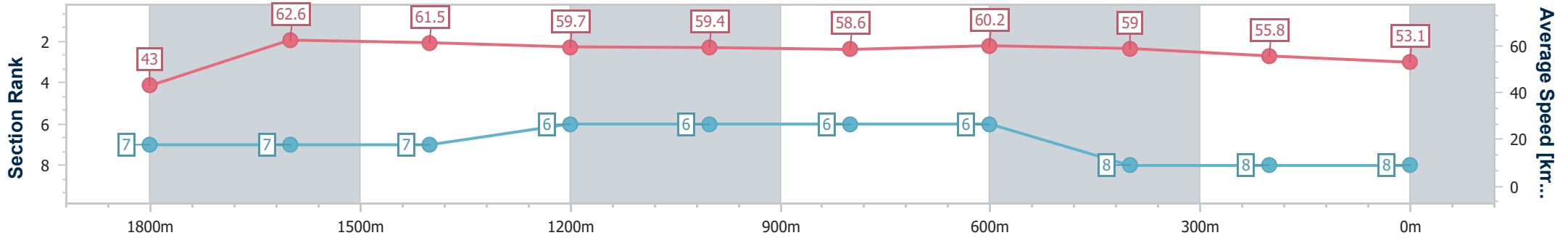
Horse/Jockey Name	With Diamonds
Final Rank	8
Fastest Section Time (Section)	0:08.38 (Overall)
Top Speed [km/h] (Section)	64.3 (1800m)
Race State	Finished



Aquis Park Gold Coast Poly QLD Professional
Race 5: Thankyou Marlene Cook BM58 Handicap - 1900m
 26 October 2024 - 15:30
 Track Rating: Synthetic, Weather: Fine, Rail Position: True



Section	Overall	1800m	1600m	1400m	1200m	1000m	800m	600m	400m	200m
Section Times	1:59.84 [8] (0:08.38)	1:51.46 [7] (0:11.54)	1:39.92 [7] (0:11.80)	1:28.12 [7] (0:12.25)	1:15.87 [6] (0:12.14)	1:03.73 [6] (0:12.32)	0:51.41 [6] (0:12.21)	0:39.20 [6] (0:12.48)	0:26.72 [8] (0:13.06)	0:13.66 [8] (0:13.66)
Average Speed [km/h]	43.0	62.6	61.5	59.7	59.4	58.6	60.2	59.0	55.8	53.1
Top Speed [km/h]	59.7	64.3	63.9	63.0	60.9	59.4	61.2	61.2	57.2	55.4
Avg. Dist. to Rail [m]	5.8	1.2	2.6	2.1	2.4	1.6	3.4	5.2	6.2	6.7
Avg. Stride Freq. [Hz]	2.2	2.4	2.3	2.3	2.3	2.3	2.4	2.4	2.4	2.3
Avg. Stride Length [m]	5.4	7.3	7.3	7.2	7.1	7.1	7.0	6.9	6.6	6.5



- [] Ranking at each section and finish
- .-.- No data available at this section
- NA No data available



Aquis Park Gold Coast Poly QLD Professional

Race 6: Ross (Top Gun) Cook BM55 Handicap - 1540m

26 October 2024 - 16:19



Track Rating: Synthetic, Weather: Fine, Rail Position: True

Section		Overall	1400m	1200m	1000m	800m	600m	400m	Last 600m				
Field Times		1:33.62 (0:10.29)	1:23.33 (0:11.55)	1:11.78 (0:11.92)	0:59.86 (0:12.03)	0:47.83 (0:11.82)	0:36.01 (0:11.76)	0:24.25 (0:12.16)	0:36.01				
Rank	TAB Horse/Jockey	Barrier	Top Speed [km/h]	Fastest Section									Distance Travelled [m]
1	3 EXPOSITION Sean Cormack	8	63.3 600m	0:10.59 Overall	1:33.62 [1] (0:10.59)	1:23.03 [3] (0:11.77)	1:11.26 [3] (0:11.86)	0:59.40 [3] (0:11.96)	0:47.44 [4] (0:11.90)	0:35.54 [3] (0:11.75)	0:23.79 [2] (0:11.83)	0:35.54	
2	2 CAPITAL BOSS Jackson Morris	6	63.6 600m	0:11.02 Overall	1:33.66 [2] (0:11.02)	1:22.64 [7] (0:12.13)	1:10.51 [7] (0:11.73)	0:58.78 [7] (0:11.83)	0:46.95 [7] (0:11.61)	0:35.34 [6] (0:11.60)	0:23.74 [4] (0:11.61)	0:35.34	+1
3	5 GENERAL BARCA Paul Hammersley	2	63.9 600m	0:10.87 Overall	1:33.86 [3] (0:10.87)	1:22.99 [5] (0:12.04)	1:10.95 [5] (0:11.91)	0:59.04 [6] (0:11.86)	0:47.18 [6] (0:11.65)	0:35.53 [7] (0:11.69)	0:23.84 [6] (0:11.92)	0:35.53	-5
4	8 RUDIMENTARY Micheal Hellyer	4	64.3 Overall	0:10.29 Overall	1:34.07 [4] (0:10.29)	1:23.78 [1] (0:11.68)	1:12.10 [2] (0:11.80)	1:00.30 [2] (0:12.02)	0:48.28 [1] (0:11.82)	0:36.46 [1] (0:11.76)	0:24.70 [1] (0:12.17)	0:36.46	-3
5	7 INDENTED HEAD Kevin Bohorun	10	64.1 600m	0:11.20 Overall	1:34.69 [5] (0:11.20)	1:23.49 [8] (0:12.23)	1:11.26 [9] (0:11.70)	0:59.56 [9] (0:11.78)	0:47.78 [8] (0:11.60)	0:36.18 [8] (0:11.70)	0:24.48 [7] (0:12.13)	0:36.18	+1
6	9 MAGIC OF MILLO Jason Taylor	1	62.8 800m	0:11.34 Overall	1:34.93 [6] (0:11.34)	1:23.59 [9] (0:12.01)	1:11.58 [8] (0:11.77)	0:59.81 [8] (0:11.86)	0:47.95 [9] (0:11.65)	0:36.30 [9] (0:11.85)	0:24.45 [9] (0:11.93)	0:36.30	-8
7	10 SHOTGUN DIVA Sariah Champkin	9	63.5 1400m	0:10.75 Overall	1:35.25 [7] (0:10.75)	1:24.50 [4] (0:11.83)	1:12.67 [4] (0:11.72)	1:00.95 [4] (0:11.74)	0:49.21 [3] (0:12.06)	0:37.15 [4] (0:11.86)	0:25.29 [5] (0:12.39)	0:37.15	-4
8	4 LAST LINE DANCE Michael Cahill	7	65.5 1400m	0:10.30 Overall	1:35.26 [8] (0:10.30)	1:24.96 [2] (0:11.54)	1:13.42 [1] (0:11.92)	1:01.50 [1] (0:12.05)	0:49.45 [2] (0:11.98)	0:37.47 [2] (0:12.05)	0:25.42 [3] (0:12.39)	0:37.47	-3
9	6 DEVINE FALLS Rikki Jamieson	3	62.6 1200m	0:10.94 Overall	1:36.92 [9] (0:10.94)	1:25.98 [6] (0:11.99)	1:13.99 [6] (0:11.57)	1:02.42 [5] (0:11.92)	0:50.50 [5] (0:11.78)	0:38.72 [5] (0:12.26)	0:26.46 [8] (0:12.41)	0:38.72	-3

Scratched: Cherbourg (#1)

[] Ranking at each section and finish
 -:-:- No data available at this section
 NA No data available

SCN Saddle cloth number
 DNF Did not finish
 DNT Did not track



Aquis Park Gold Coast Poly QLD Professional

Race 6: Ross (Top Gun) Cook BM55 Handicap - 1540m

26 October 2024 - 16:19



Track Rating: Synthetic, Weather: Fine, Rail Position: True

Section				200m				Last 600m	
Field Times				0:12.09 (0:12.09)				0:36.01	
Rank	TAB	Horse/Jockey	Barrier	Top Speed [km/h]	Fastest Section	Margin			Distance Travelled [m]
1	3	EXPOSITION Sean Cormack	8	63.3 600m	0:10.59 Overall	0:11.96 [3] (0:11.96)	1:33.62		0:35.54
2	2	CAPITAL BOSS Jackson Morris	6	63.6 600m	0:11.02 Overall	0:12.13 [1] (0:12.13)	0.2L		0:35.34 +1
3	5	GENERAL BARCA Paul Hammersley	2	63.9 600m	0:10.87 Overall	0:11.92 [4] (0:11.92)	1.2L		0:35.53 -5
4	8	RUDIMENTARY Micheal Hellyer	4	64.3 Overall	0:10.29 Overall	0:12.53 [2] (0:12.53)	2.2L		0:36.46 -3
5	7	INDENTED HEAD Kevin Bohorun	10	64.1 600m	0:11.20 Overall	0:12.35 [6] (0:12.35)	5.7L		0:36.18 +1
6	9	MAGIC OF MILLO Jason Taylor	1	62.8 800m	0:11.34 Overall	0:12.52 [8] (0:12.52)	7L		0:36.30 -8
7	10	SHOTGUN DIVA Sariah Champkin	9	63.5 1400m	0:10.75 Overall	0:12.90 [7] (0:12.90)	8.8L		0:37.15 -4
8	4	LAST LINE DANCE Michael Cahill	7	65.5 1400m	0:10.30 Overall	0:13.03 [5] (0:13.03)	8.9L		0:37.47 -3
9	6	DEVINE FALLS Rikki Jamieson	3	62.6 1200m	0:10.94 Overall	0:14.05 [9] (0:14.05)	18.4L		0:38.72 -3

Scratched: Cherbourg (#1)

[] Ranking at each section and finish
 -:-:- No data available at this section
 NA No data available

SCN Saddle cloth number
 DNF Did not finish
 DNT Did not track



Horse/Jockey Name	Exposition
Final Rank	1
Fastest Section Time (Section)	0:10.59 (Overall)
Top Speed [km/h] (Section)	63.3 (600m)
Race State	Finished



Aquis Park Gold Coast Poly QLD Professional

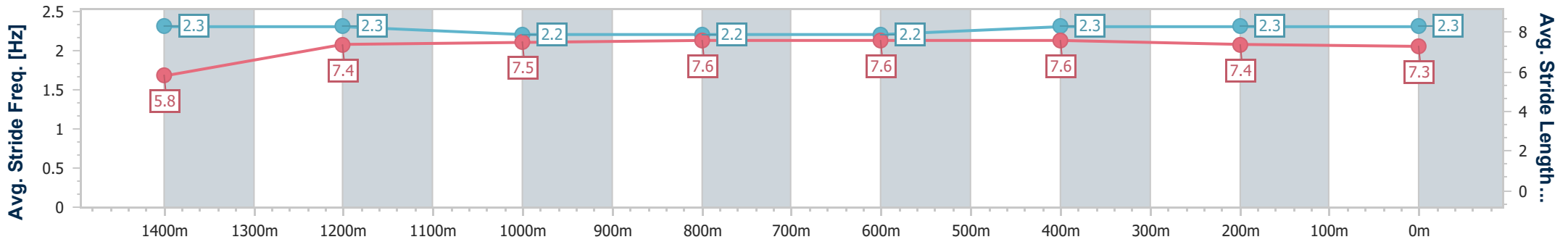
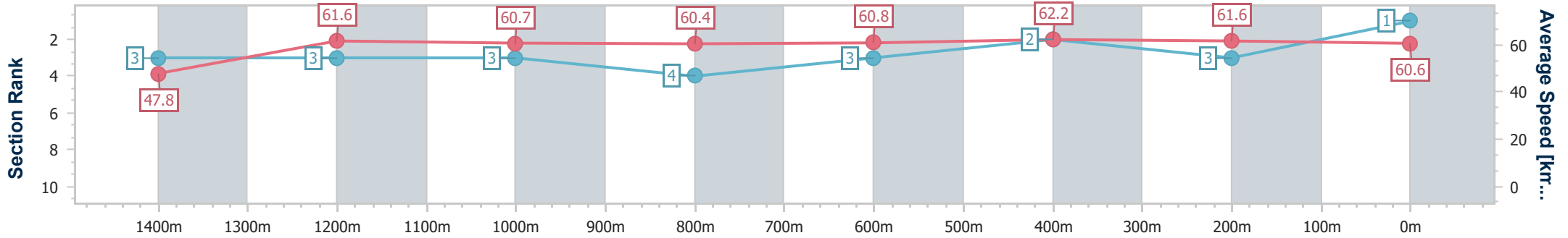
Race 6: Ross (Top Gun) Cook BM55 Handicap - 1540m

26 October 2024 - 16:19

Track Rating: Synthetic, Weather: Fine, Rail Position: True



Section	Overall	1400m	1200m	1000m	800m	600m	400m	200m
Section Times	1:33.62 [1] (0:10.59)	1:23.03 [3] (0:11.77)	1:11.26 [3] (0:11.86)	0:59.40 [3] (0:11.96)	0:47.44 [4] (0:11.90)	0:35.54 [3] (0:11.75)	0:23.79 [2] (0:11.83)	0:11.96 [3] (0:11.96)
Average Speed [km/h]	47.8	61.6	60.7	60.4	60.8	62.2	61.6	60.6
Top Speed [km/h]	60.9	62.7	61.3	61.6	61.7	63.3	62.6	62.5
Avg. Dist. to Rail [m]	6.5	1.0	1.8	1.5	1.2	2.7	5.1	7.4
Avg. Stride Freq. [Hz]	2.3	2.3	2.2	2.2	2.2	2.3	2.3	2.3
Avg. Stride Length [m]	5.8	7.4	7.5	7.6	7.6	7.6	7.4	7.3



- [] Ranking at each section and finish
- .-.- No data available at this section
- NA No data available



Horse/Jockey Name	Capital Boss
Final Rank	2
Fastest Section Time (Section)	0:11.02 (Overall)
Top Speed [km/h] (Section)	63.6 (600m)
Race State	Finished



Aquis Park Gold Coast Poly QLD Professional

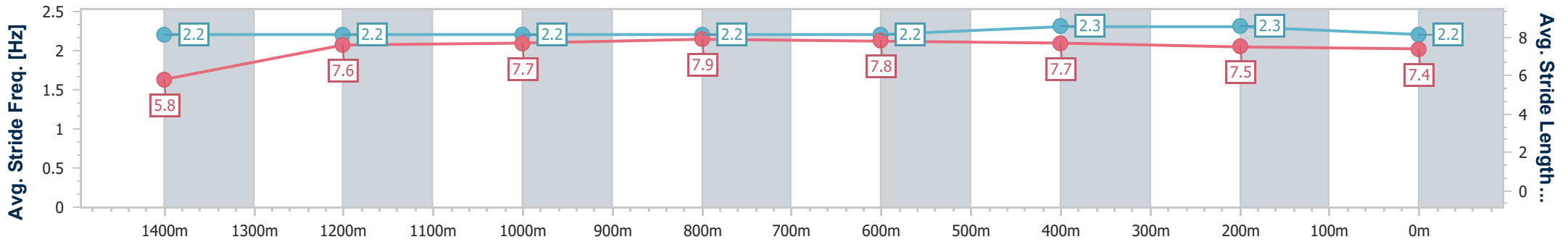
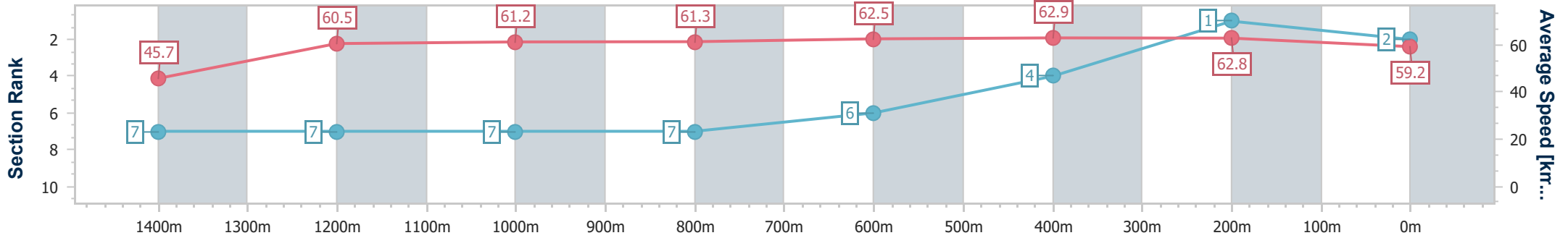
Race 6: Ross (Top Gun) Cook BM55 Handicap - 1540m

26 October 2024 - 16:19

Track Rating: Synthetic, Weather: Fine, Rail Position: True



Section	Overall	1400m	1200m	1000m	800m	600m	400m	200m
Section Times	1:33.66 [2] (0:11.02)	1:22.64 [7] (0:12.13)	1:10.51 [7] (0:11.73)	0:58.78 [7] (0:11.83)	0:46.95 [7] (0:11.61)	0:35.34 [6] (0:11.60)	0:23.74 [4] (0:11.61)	0:12.13 [1] (0:12.13)
Average Speed [km/h]	45.7	60.5	61.2	61.3	62.5	62.9	62.8	59.2
Top Speed [km/h]	60.1	61.1	61.7	61.6	63.4	63.6	63.5	61.9
Avg. Dist. to Rail [m]	5.1	2.0	1.9	1.4	1.8	3.2	5.1	7.8
Avg. Stride Freq. [Hz]	2.2	2.2	2.2	2.2	2.2	2.3	2.3	2.2
Avg. Stride Length [m]	5.8	7.6	7.7	7.9	7.8	7.7	7.5	7.4



- [] Ranking at each section and finish
- .-.-.- No data available at this section
- NA No data available



Horse/Jockey Name	General Barca
Final Rank	3
Fastest Section Time (Section)	0:10.87 (Overall)
Top Speed [km/h] (Section)	63.9 (600m)
Race State	Finished



Aquis Park Gold Coast Poly QLD Professional

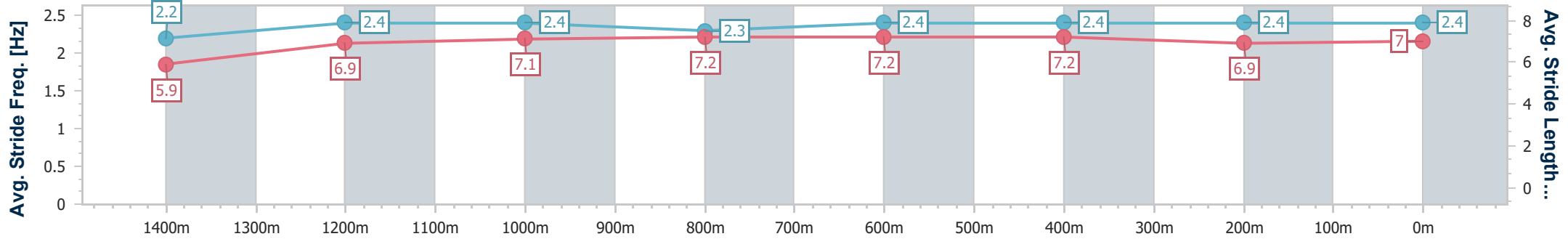
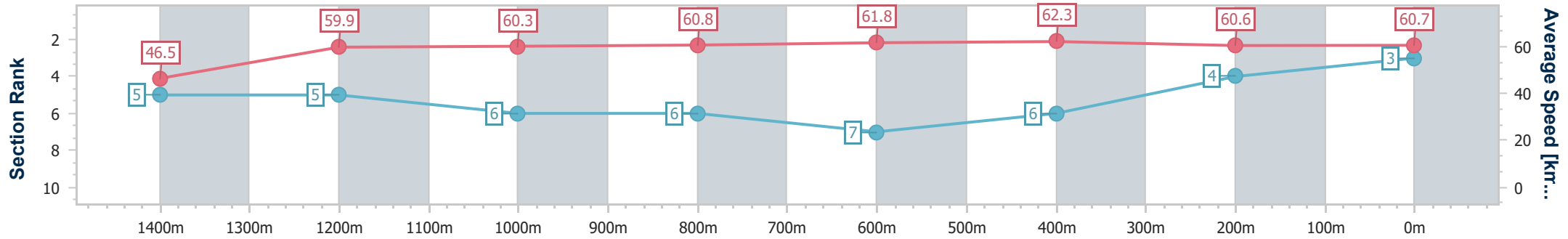
Race 6: Ross (Top Gun) Cook BM55 Handicap - 1540m

26 October 2024 - 16:19

Track Rating: Synthetic, Weather: Fine, Rail Position: True



Section	Overall	1400m	1200m	1000m	800m	600m	400m	200m
Section Times	1:33.86 [3] (0:10.87)	1:22.99 [5] (0:12.04)	1:10.95 [5] (0:11.91)	0:59.04 [6] (0:11.86)	0:47.18 [6] (0:11.65)	0:35.53 [7] (0:11.69)	0:23.84 [6] (0:11.92)	0:11.92 [4] (0:11.92)
Average Speed [km/h]	46.5	59.9	60.3	60.8	61.8	62.3	60.6	60.7
Top Speed [km/h]	59.6	60.6	61.0	61.2	63.8	63.9	61.9	61.9
Avg. Dist. to Rail [m]	1.9	0.4	1.1	0.7	0.6	1.9	2.6	4.5
Avg. Stride Freq. [Hz]	2.2	2.4	2.4	2.3	2.4	2.4	2.4	2.4
Avg. Stride Length [m]	5.9	6.9	7.1	7.2	7.2	7.2	6.9	7.0



- [] Ranking at each section and finish
- .-.- No data available at this section
- NA No data available



Horse/Jockey Name	Rudimentary
Final Rank	4
Fastest Section Time (Section)	0:10.29 (Overall)
Top Speed [km/h] (Section)	64.3 (Overall)
Race State	Finished



Aquis Park Gold Coast Poly QLD Professional

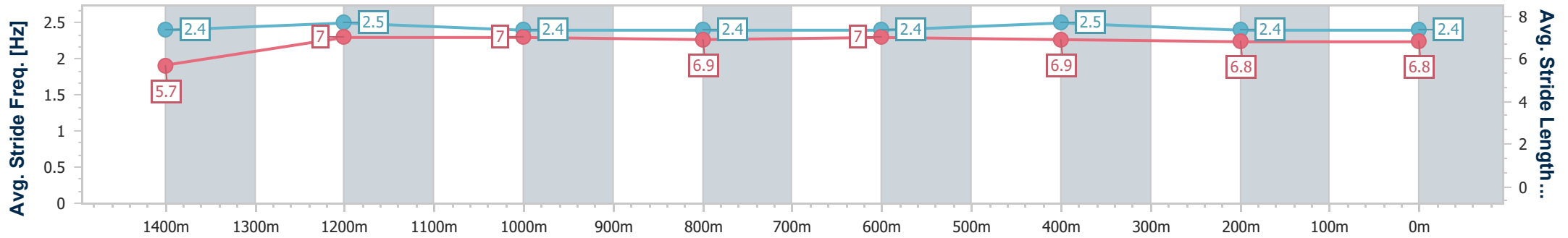
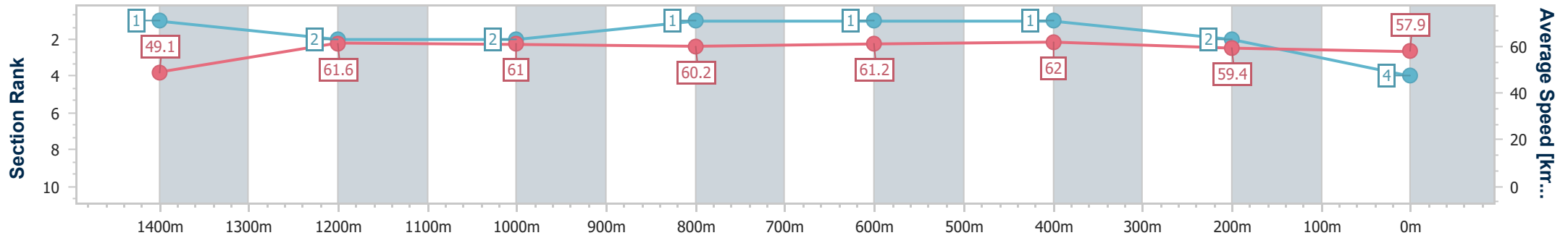
Race 6: Ross (Top Gun) Cook BM55 Handicap - 1540m

26 October 2024 - 16:19

Track Rating: Synthetic, Weather: Fine, Rail Position: True



Section	Overall	1400m	1200m	1000m	800m	600m	400m	200m
Section Times	1:34.07 [4] (0:10.29)	1:23.78 [1] (0:11.68)	1:12.10 [2] (0:11.80)	1:00.30 [2] (0:12.02)	0:48.28 [1] (0:11.82)	0:36.46 [1] (0:11.76)	0:24.70 [1] (0:12.17)	0:12.53 [2] (0:12.53)
Average Speed [km/h]	49.1	61.6	61.0	60.2	61.2	62.0	59.4	57.9
Top Speed [km/h]	64.3	63.7	61.6	61.0	62.3	63.4	61.1	59.3
Avg. Dist. to Rail [m]	3.9	0.3	1.8	1.6	1.2	2.1	3.5	6.3
Avg. Stride Freq. [Hz]	2.4	2.5	2.4	2.4	2.4	2.5	2.4	2.4
Avg. Stride Length [m]	5.7	7.0	7.0	6.9	7.0	6.9	6.8	6.8



- [] Ranking at each section and finish
- .-.- No data available at this section
- NA No data available



Horse/Jockey Name	Indented Head
Final Rank	5
Fastest Section Time (Section)	0:11.20 (Overall)
Top Speed [km/h] (Section)	64.1 (600m)
Race State	Finished



Aquis Park Gold Coast Poly QLD Professional

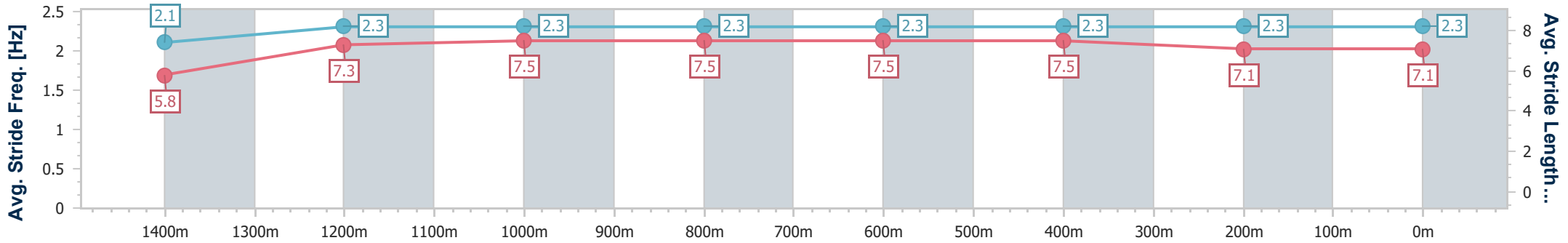
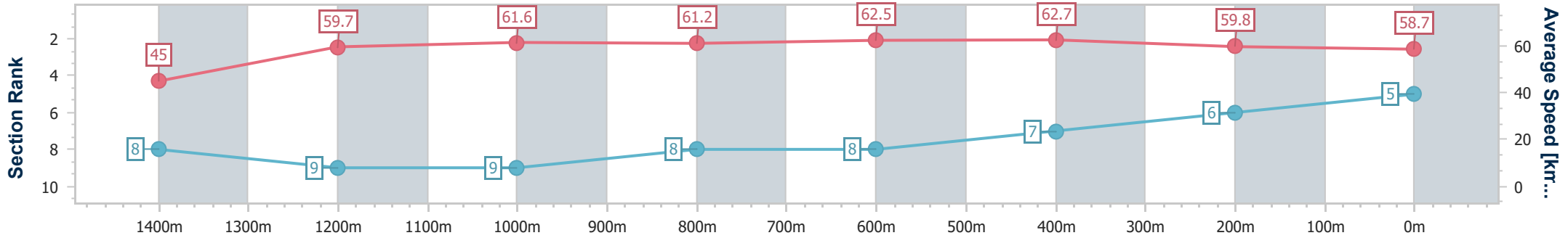
Race 6: Ross (Top Gun) Cook BM55 Handicap - 1540m

26 October 2024 - 16:19

Track Rating: Synthetic, Weather: Fine, Rail Position: True



Section	Overall	1400m	1200m	1000m	800m	600m	400m	200m
Section Times	1:34.69 [5] (0:11.20)	1:23.49 [8] (0:12.23)	1:11.26 [9] (0:11.70)	0:59.56 [9] (0:11.78)	0:47.78 [8] (0:11.60)	0:36.18 [8] (0:11.70)	0:24.48 [7] (0:12.13)	0:12.35 [6] (0:12.35)
Average Speed [km/h]	45.0	59.7	61.6	61.2	62.5	62.7	59.8	58.7
Top Speed [km/h]	59.5	60.7	62.2	62.1	64.1	64.1	61.5	59.4
Avg. Dist. to Rail [m]	7.7	1.6	1.2	0.5	2.0	3.9	5.0	6.9
Avg. Stride Freq. [Hz]	2.1	2.3	2.3	2.3	2.3	2.3	2.3	2.3
Avg. Stride Length [m]	5.8	7.3	7.5	7.5	7.5	7.5	7.1	7.1



- [] Ranking at each section and finish
- .-.- No data available at this section
- NA No data available



Horse/Jockey Name	Magic Of Millo
Final Rank	6
Fastest Section Time (Section)	0:11.34 (Overall)
Top Speed [km/h] (Section)	62.8 (800m)
Race State	Finished



Aquis Park Gold Coast Poly QLD Professional

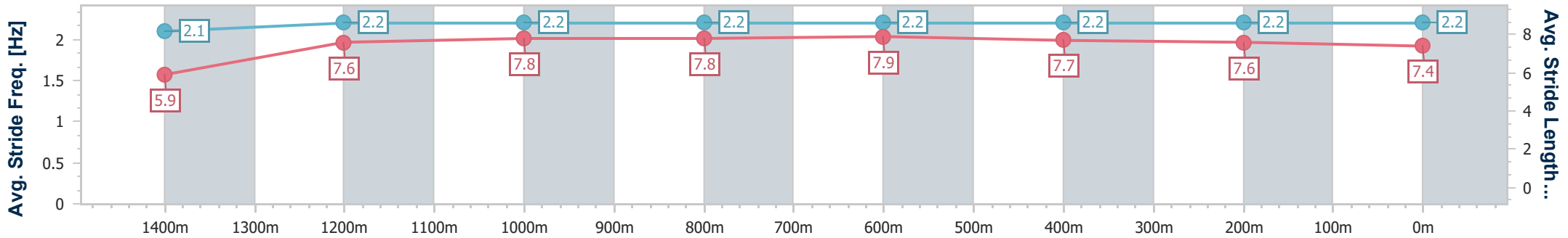
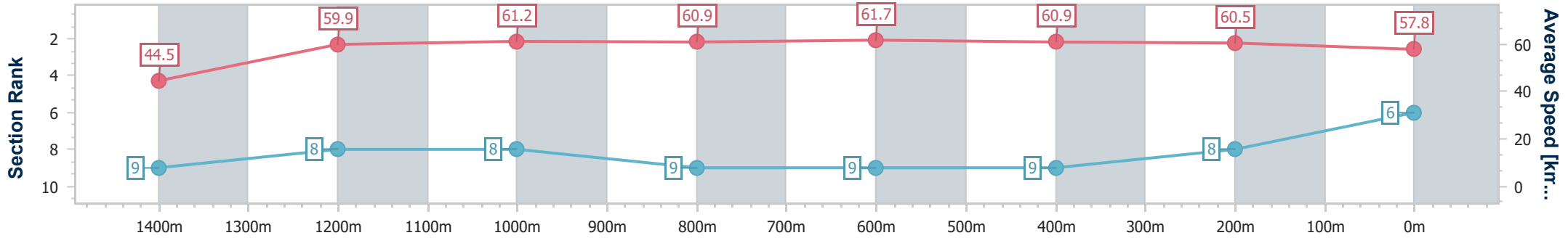
Race 6: Ross (Top Gun) Cook BM55 Handicap - 1540m



26 October 2024 - 16:19

Track Rating: Synthetic, Weather: Fine, Rail Position: True

Section	Overall	1400m	1200m	1000m	800m	600m	400m	200m
Section Times	1:34.93 [6] (0:11.34)	1:23.59 [9] (0:12.01)	1:11.58 [8] (0:11.77)	0:59.81 [8] (0:11.86)	0:47.95 [9] (0:11.65)	0:36.30 [9] (0:11.85)	0:24.45 [9] (0:11.93)	0:12.52 [8] (0:12.52)
Average Speed [km/h]	44.5	59.9	61.2	60.9	61.7	60.9	60.5	57.8
Top Speed [km/h]	58.3	61.6	61.8	61.6	62.8	62.8	61.0	59.7
Avg. Dist. to Rail [m]	1.6	0.3	0.4	0.3	0.6	0.7	2.4	4.8
Avg. Stride Freq. [Hz]	2.1	2.2	2.2	2.2	2.2	2.2	2.2	2.2
Avg. Stride Length [m]	5.9	7.6	7.8	7.8	7.9	7.7	7.6	7.4



- [] Ranking at each section and finish
- .-.- No data available at this section
- NA No data available



Horse/Jockey Name	Shotgun Diva
Final Rank	7
Fastest Section Time (Section)	0:10.75 (Overall)
Top Speed [km/h] (Section)	63.5 (1400m)
Race State	Finished



Aquis Park Gold Coast Poly QLD Professional

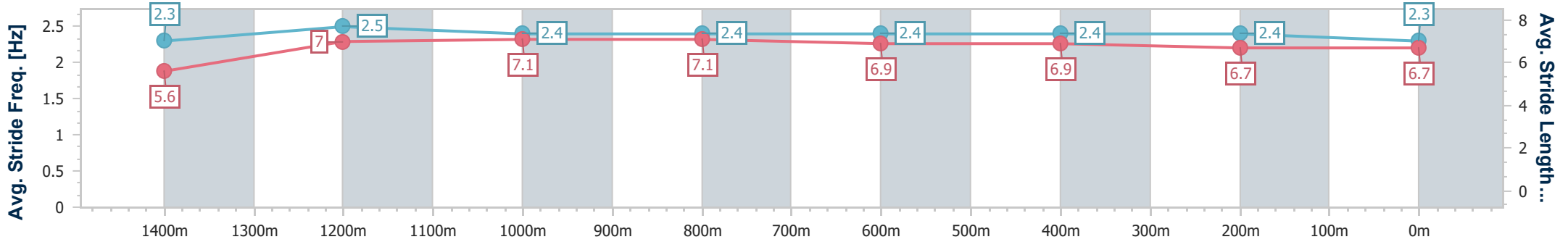
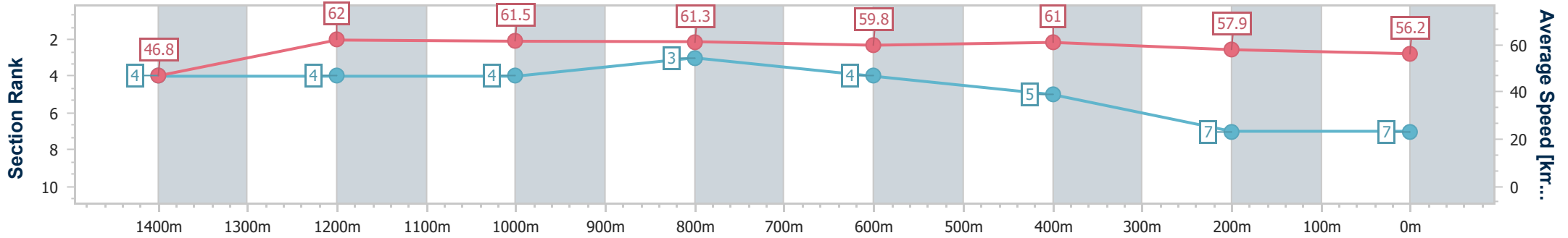
Race 6: Ross (Top Gun) Cook BM55 Handicap - 1540m

26 October 2024 - 16:19

Track Rating: Synthetic, Weather: Fine, Rail Position: True



Section	Overall	1400m	1200m	1000m	800m	600m	400m	200m
Section Times	1:35.25 [7] (0:10.75)	1:24.50 [4] (0:11.83)	1:12.67 [4] (0:11.72)	1:00.95 [4] (0:11.74)	0:49.21 [3] (0:12.06)	0:37.15 [4] (0:11.86)	0:25.29 [5] (0:12.39)	0:12.90 [7] (0:12.90)
Average Speed [km/h]	46.8	62.0	61.5	61.3	59.8	61.0	57.9	56.2
Top Speed [km/h]	61.0	63.5	62.0	62.1	61.1	62.4	59.8	56.9
Avg. Dist. to Rail [m]	7.6	2.3	0.3	0.2	0.4	0.8	0.5	1.5
Avg. Stride Freq. [Hz]	2.3	2.5	2.4	2.4	2.4	2.4	2.4	2.3
Avg. Stride Length [m]	5.6	7.0	7.1	7.1	6.9	6.9	6.7	6.7



- [] Ranking at each section and finish
- .-.- No data available at this section
- NA No data available



Horse/Jockey Name	Last Line Dance
Final Rank	8
Fastest Section Time (Section)	0:10.30 (Overall)
Top Speed [km/h] (Section)	65.5 (1400m)
Race State	Finished



Aquis Park Gold Coast Poly QLD Professional

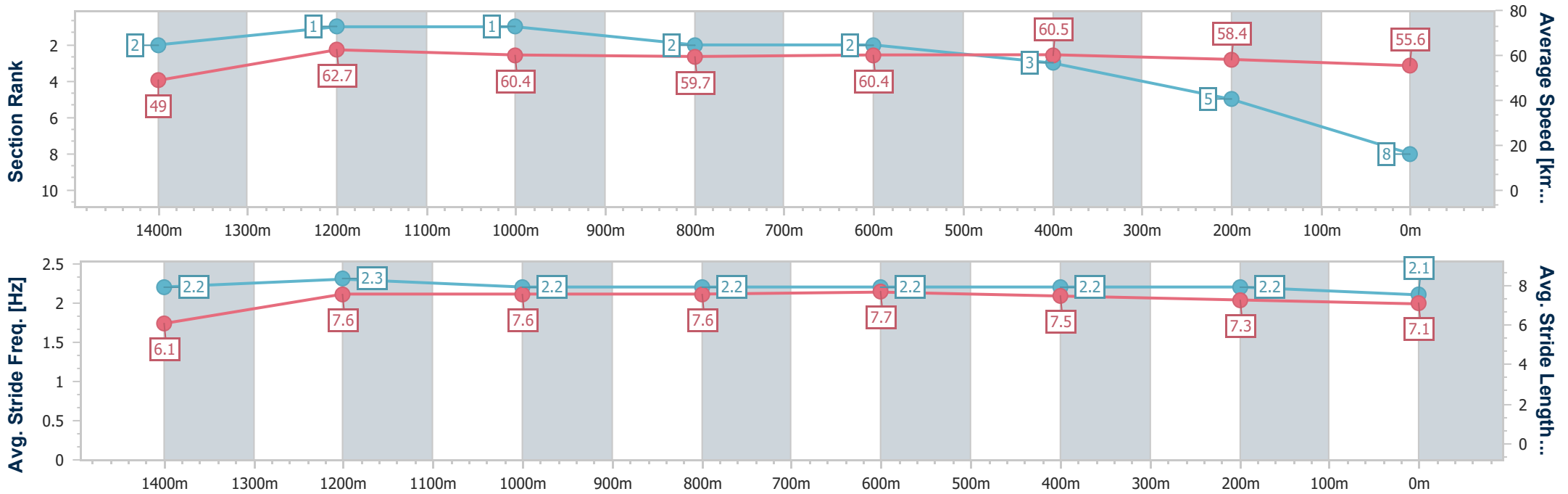
Race 6: Ross (Top Gun) Cook BM55 Handicap - 1540m



26 October 2024 - 16:19

Track Rating: Synthetic, Weather: Fine, Rail Position: True

Section	Overall	1400m	1200m	1000m	800m	600m	400m	200m
Section Times	1:35.26 [8] (0:10.30)	1:24.96 [2] (0:11.54)	1:13.42 [1] (0:11.92)	1:01.50 [1] (0:12.05)	0:49.45 [2] (0:11.98)	0:37.47 [2] (0:12.05)	0:25.42 [3] (0:12.39)	0:13.03 [5] (0:13.03)
Average Speed [km/h]	49.0	62.7	60.4	59.7	60.4	60.5	58.4	55.6
Top Speed [km/h]	64.3	65.5	61.0	60.3	61.4	61.9	59.5	56.8
Avg. Dist. to Rail [m]	5.7	0.8	0.9	0.7	1.2	2.8	1.7	3.4
Avg. Stride Freq. [Hz]	2.2	2.3	2.2	2.2	2.2	2.2	2.2	2.1
Avg. Stride Length [m]	6.1	7.6	7.6	7.6	7.7	7.5	7.3	7.1



- [] Ranking at each section and finish
- .-.- No data available at this section
- NA No data available



Horse/Jockey Name	Devine Falls
Final Rank	9
Fastest Section Time (Section)	0:10.94 (Overall)
Top Speed [km/h] (Section)	62.6 (1200m)
Race State	Finished



Aquis Park Gold Coast Poly QLD Professional

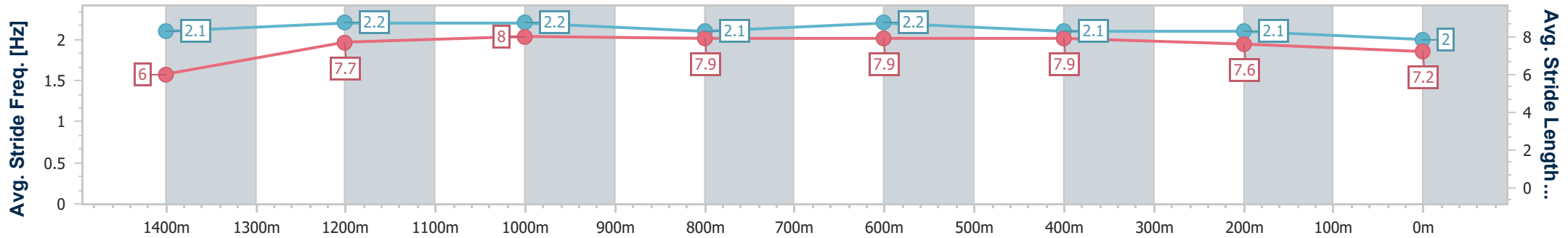
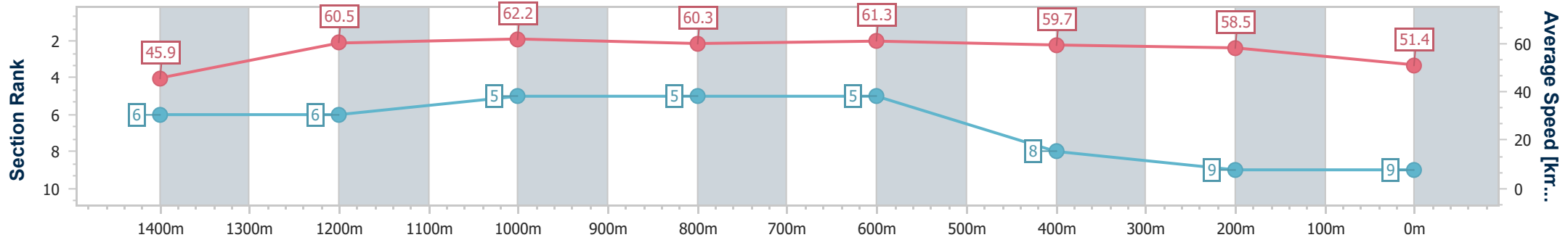
Race 6: Ross (Top Gun) Cook BM55 Handicap - 1540m

26 October 2024 - 16:19

Track Rating: Synthetic, Weather: Fine, Rail Position: True



Section	Overall	1400m	1200m	1000m	800m	600m	400m	200m
Section Times	1:36.92 [9] (0:10.94)	1:25.98 [6] (0:11.99)	1:13.99 [6] (0:11.57)	1:02.42 [5] (0:11.92)	0:50.50 [5] (0:11.78)	0:38.72 [5] (0:12.26)	0:26.46 [8] (0:12.41)	0:14.05 [9] (0:14.05)
Average Speed [km/h]	45.9	60.5	62.2	60.3	61.3	59.7	58.5	51.4
Top Speed [km/h]	59.5	61.2	62.6	61.0	62.3	62.3	58.8	58.1
Avg. Dist. to Rail [m]	3.4	1.0	1.3	0.4	1.1	3.0	5.7	6.8
Avg. Stride Freq. [Hz]	2.1	2.2	2.2	2.1	2.2	2.1	2.1	2.0
Avg. Stride Length [m]	6.0	7.7	8.0	7.9	7.9	7.9	7.6	7.2



- [] Ranking at each section and finish
- .-.- No data available at this section
- NA No data available

Track Rating: Synthetic, Weather: Fine, Rail Position: True

Section		Overall	1000m	800m	600m	400m	200m	Last 600m					
Field Times		1:01.32 (0:04.99)	0:56.33 (0:10.86)	0:45.47 (0:10.78)	0:34.69 (0:11.29)	0:23.40 (0:11.47)	0:11.93 (0:11.93)	0:34.69					
Rank	TAB Horse/Jockey	Barrier	Top Speed [km/h]	Fastest Section	Margin						Distance Travelled [m]		
1	6 MADAME PEARL'S Fiona Sandkuhl	3	69.0 1000m	0:05.00 Overall	1:01.32 [1] (0:05.00)	0:56.32 [2] (0:10.98)	0:45.34 [2] (0:10.91)	0:34.43 [3] (0:11.12)	0:23.31 [2] (0:11.38)	0:11.93 [1] (0:11.93)	1:01.32	0:34.43	
2	8 ROCK MELODY Rikki Jamieson	1	69.4 1000m	0:05.04 Overall	1:01.36 [2] (0:05.04)	0:56.32 [3] (0:10.81)	0:45.51 [1] (0:10.78)	0:34.73 [1] (0:11.29)	0:23.44 [1] (0:11.54)	0:11.90 [2] (0:11.90)	0.2L	0:34.73	+0
3	2 SEVENTIES HIT Yvette Lewis	5	67.8 800m	0:05.07 Overall	1:01.88 [3] (0:05.07)	0:56.81 [4] (0:11.16)	0:45.65 [5] (0:10.83)	0:34.82 [5] (0:11.17)	0:23.65 [5] (0:11.61)	0:12.04 [5] (0:12.04)	3.2L	0:34.82	-2
4	9 THE BELL JAR Sariah Champkin	6	69.2 1000m	0:05.16 Overall	1:02.07 [4] (0:05.16)	0:56.91 [6] (0:10.92)	0:45.99 [4] (0:10.77)	0:35.22 [2] (0:11.29)	0:23.93 [3] (0:11.54)	0:12.39 [3] (0:12.39)	4.2L	0:35.22	+2
5	4 BUN IN THE OVEN Jason Taylor	9	69.3 800m	0:05.20 Overall	1:02.10 [5] (0:05.20)	0:56.90 [7] (0:11.09)	0:45.81 [6] (0:10.91)	0:34.90 [6] (0:11.13)	0:23.77 [6] (0:11.70)	0:12.07 [7] (0:12.07)	4.3L	0:34.90	+7
6	1 ARCHERS REIGN Michael Cahill	10	69.2 1000m	0:04.99 Overall	1:02.10 [6] (0:04.99)	0:57.11 [1] (0:11.08)	0:46.03 [3] (0:10.91)	0:35.12 [4] (0:11.19)	0:23.93 [4] (0:11.64)	0:12.29 [4] (0:12.29)	4.4L	0:35.12	+9
7	5 SOUTH BOAMBEE Kirk Matheson	8	70.0 800m	0:05.50 Overall	1:02.31 [7] (0:05.50)	0:56.81 [8] (0:11.19)	0:45.62 [8] (0:10.66)	0:34.96 [8] (0:11.17)	0:23.79 [8] (0:11.69)	0:12.10 [8] (0:12.10)	5.4L	0:34.96	+4
8	3 SAMBUCA Micheal Hellyer	7	67.8 1000m	0:05.16 Overall	1:02.31 [8] (0:05.16)	0:57.15 [5] (0:11.28)	0:45.87 [7] (0:10.87)	0:35.00 [7] (0:11.08)	0:23.92 [7] (0:11.61)	0:12.31 [6] (0:12.31)	5.5L	0:35.00	-3

Scratched: Gus The Bus (#7), Rasheed (#10)



Horse/Jockey Name	Madame Pearl's
Final Rank	1
Fastest Section Time (Section)	0:05.00 (Overall)
Top Speed [km/h] (Section)	69.0 (1000m)
Race State	Finished



Aquis Park Gold Coast Poly QLD Professional

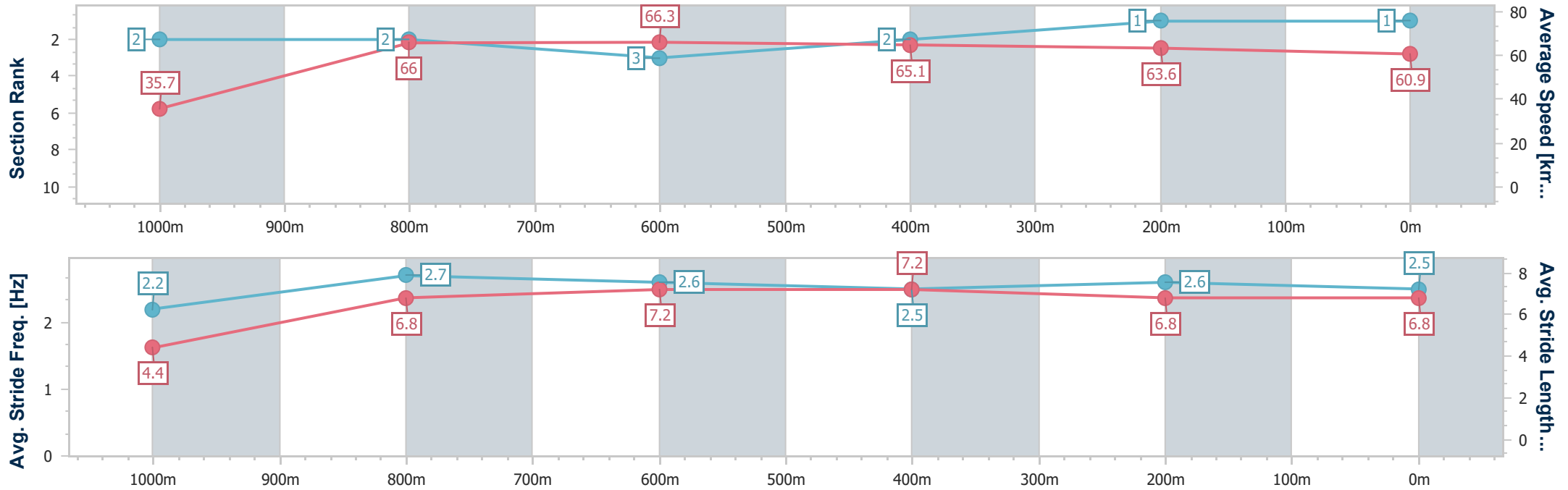
Race 7: Coastal Tipper Hire Class 1 Handicap - 1050m

26 October 2024 - 16:59

Track Rating: Synthetic, Weather: Fine, Rail Position: True



Section	Overall	1000m	800m	600m	400m	200m
Section Times	1:01.32 [1] (0:05.00)	0:56.32 [2] (0:10.98)	0:45.34 [2] (0:10.91)	0:34.43 [3] (0:11.12)	0:23.31 [2] (0:11.38)	0:11.93 [1] (0:11.93)
Average Speed [km/h]	35.7	66.0	66.3	65.1	63.6	60.9
Top Speed [km/h]	56.9	69.0	67.9	67.5	64.8	62.3
Avg. Dist. to Rail [m]	2.6	1.6	1.5	1.7	3.5	5.9
Avg. Stride Freq. [Hz]	2.2	2.7	2.6	2.5	2.6	2.5
Avg. Stride Length [m]	4.4	6.8	7.2	7.2	6.8	6.8



- [] Ranking at each section and finish
- .-.- No data available at this section
- NA No data available



Horse/Jockey Name	Rock Melody
Final Rank	2
Fastest Section Time (Section)	0:05.04 (Overall)
Top Speed [km/h] (Section)	69.4 (1000m)
Race State	Finished



Aquis Park Gold Coast Poly QLD Professional

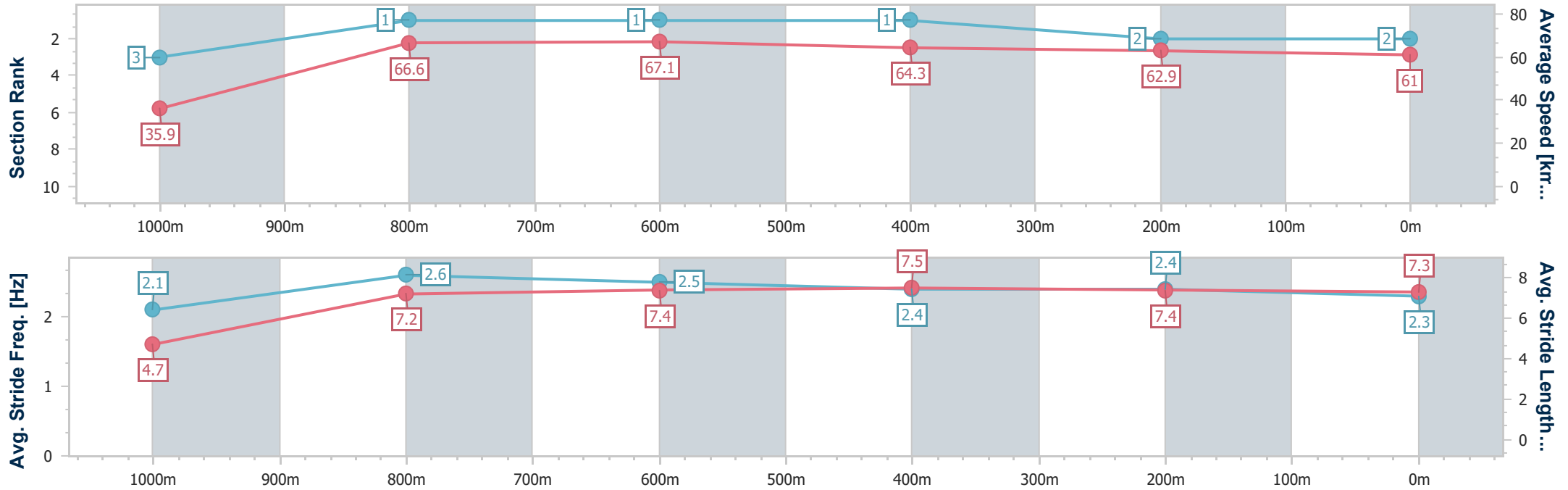
Race 7: Coastal Tipper Hire Class 1 Handicap - 1050m

26 October 2024 - 16:59

Track Rating: Synthetic, Weather: Fine, Rail Position: True



Section	Overall	1000m	800m	600m	400m	200m
Section Times	1:01.36 [2] (0:05.04)	0:56.32 [3] (0:10.81)	0:45.51 [1] (0:10.78)	0:34.73 [1] (0:11.29)	0:23.44 [1] (0:11.54)	0:11.90 [2]
Average Speed [km/h]	35.9	66.6	67.1	64.3	62.9	61.0
Top Speed [km/h]	56.4	69.4	67.9	66.0	63.7	62.7
Avg. Dist. to Rail [m]	1.3	0.8	0.8	2.2	3.7	4.8
Avg. Stride Freq. [Hz]	2.1	2.6	2.5	2.4	2.4	2.3
Avg. Stride Length [m]	4.7	7.2	7.4	7.5	7.4	7.3



- [] Ranking at each section and finish
- .-.- No data available at this section
- NA No data available



Horse/Jockey Name	Seventies Hit
Final Rank	3
Fastest Section Time (Section)	0:05.07 (Overall)
Top Speed [km/h] (Section)	67.8 (800m)
Race State	Finished



Aquis Park Gold Coast Poly QLD Professional

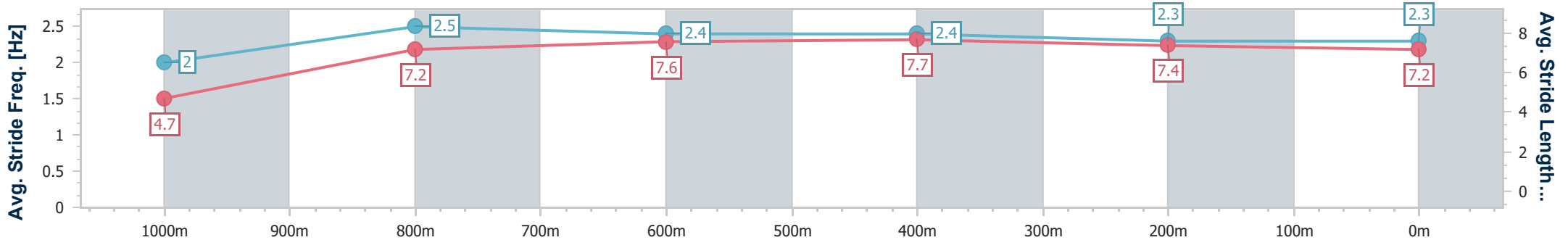
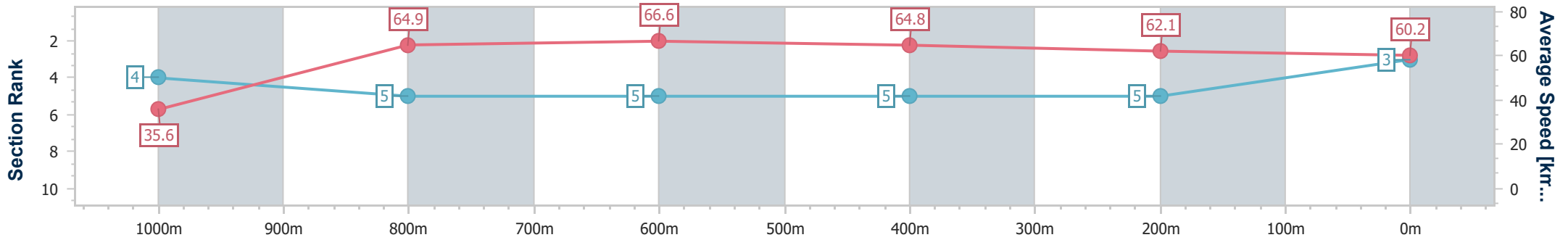
Race 7: Coastal Tipper Hire Class 1 Handicap - 1050m

26 October 2024 - 16:59

Track Rating: Synthetic, Weather: Fine, Rail Position: True



Section	Overall	1000m	800m	600m	400m	200m
Section Times	1:01.88 [3] (0:05.07)	0:56.81 [4] (0:11.16)	0:45.65 [5] (0:10.83)	0:34.82 [5] (0:11.17)	0:23.65 [5] (0:11.61)	0:12.04 [5] (0:12.04)
Average Speed [km/h]	35.6	64.9	66.6	64.8	62.1	60.2
Top Speed [km/h]	55.1	67.2	67.8	67.7	62.9	61.4
Avg. Dist. to Rail [m]	3.7	1.8	0.8	1.2	2.3	3.1
Avg. Stride Freq. [Hz]	2.0	2.5	2.4	2.4	2.3	2.3
Avg. Stride Length [m]	4.7	7.2	7.6	7.7	7.4	7.2



- [] Ranking at each section and finish
- .-.- No data available at this section
- NA No data available



Horse/Jockey Name	The Bell Jar
Final Rank	4
Fastest Section Time (Section)	0:05.16 (Overall)
Top Speed [km/h] (Section)	69.2 (1000m)
Race State	Finished



Aquis Park Gold Coast Poly QLD Professional

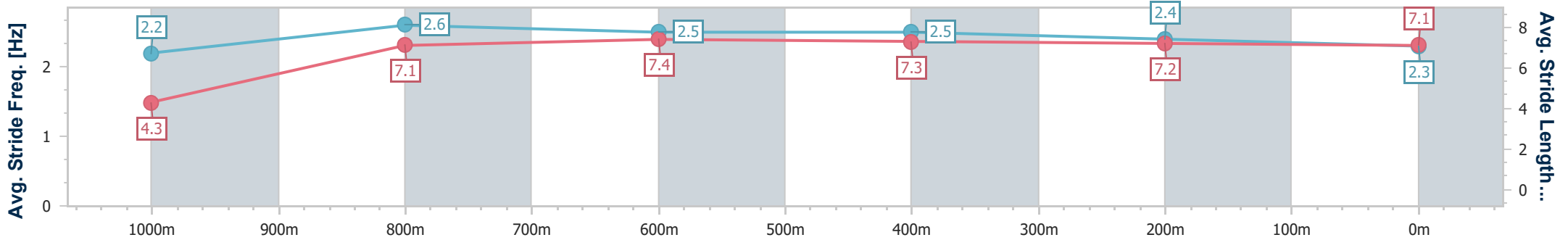
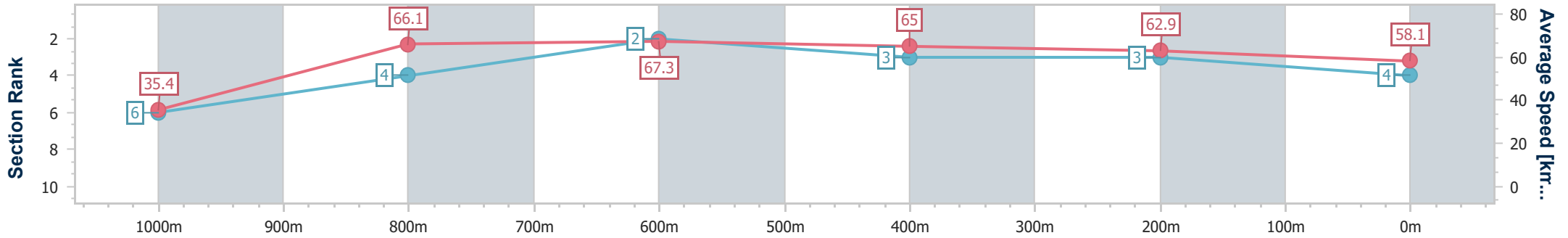
Race 7: Coastal Tipper Hire Class 1 Handicap - 1050m

26 October 2024 - 16:59

Track Rating: Synthetic, Weather: Fine, Rail Position: True



Section	Overall	1000m	800m	600m	400m	200m
Section Times	1:02.07 [4] (0:05.16)	0:56.91 [6] (0:10.92)	0:45.99 [4] (0:10.77)	0:35.22 [2] (0:11.29)	0:23.93 [3] (0:11.54)	0:12.39 [3] (0:12.39)
Average Speed [km/h]	35.4	66.1	67.3	65.0	62.9	58.1
Top Speed [km/h]	56.6	69.2	69.1	66.5	64.1	61.0
Avg. Dist. to Rail [m]	3.4	2.4	1.1	3.6	6.1	6.0
Avg. Stride Freq. [Hz]	2.2	2.6	2.5	2.5	2.4	2.3
Avg. Stride Length [m]	4.3	7.1	7.4	7.3	7.2	7.1



- [] Ranking at each section and finish
- .-.- No data available at this section
- NA No data available



Horse/Jockey Name	Bun In The Oven
Final Rank	5
Fastest Section Time (Section)	0:05.20 (Overall)
Top Speed [km/h] (Section)	69.3 (800m)
Race State	Finished



Aquis Park Gold Coast Poly QLD Professional

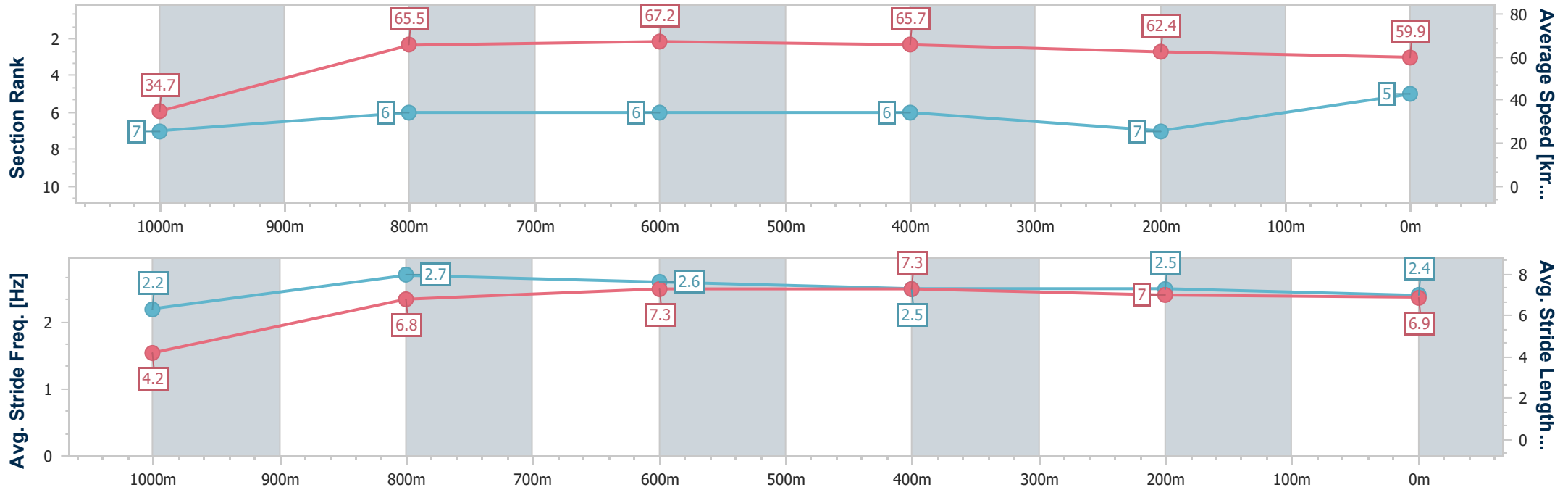
Race 7: Coastal Tipper Hire Class 1 Handicap - 1050m

26 October 2024 - 16:59

Track Rating: Synthetic, Weather: Fine, Rail Position: True



Section	Overall	1000m	800m	600m	400m	200m
Section Times	1:02.10 [5] (0:05.20)	0:56.90 [7] (0:11.09)	0:45.81 [6] (0:10.91)	0:34.90 [6] (0:11.13)	0:23.77 [6] (0:11.70)	0:12.07 [7] (0:12.07)
Average Speed [km/h]	34.7	65.5	67.2	65.7	62.4	59.9
Top Speed [km/h]	55.3	69.3	69.3	67.7	63.7	61.7
Avg. Dist. to Rail [m]	6.4	4.3	3.2	3.5	6.8	7.2
Avg. Stride Freq. [Hz]	2.2	2.7	2.6	2.5	2.5	2.4
Avg. Stride Length [m]	4.2	6.8	7.3	7.3	7.0	6.9



- [] Ranking at each section and finish
- .-.- No data available at this section
- NA No data available



Horse/Jockey Name	Archers Reign
Final Rank	6
Fastest Section Time (Section)	0:04.99 (Overall)
Top Speed [km/h] (Section)	69.2 (1000m)
Race State	Finished



Aquis Park Gold Coast Poly QLD Professional

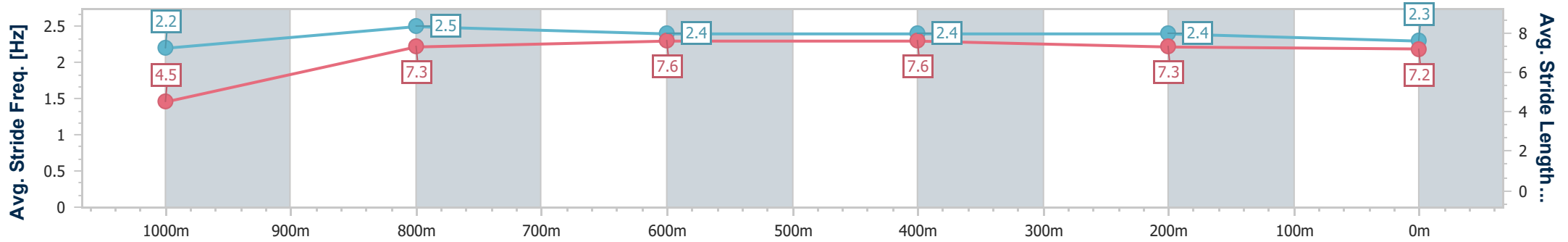
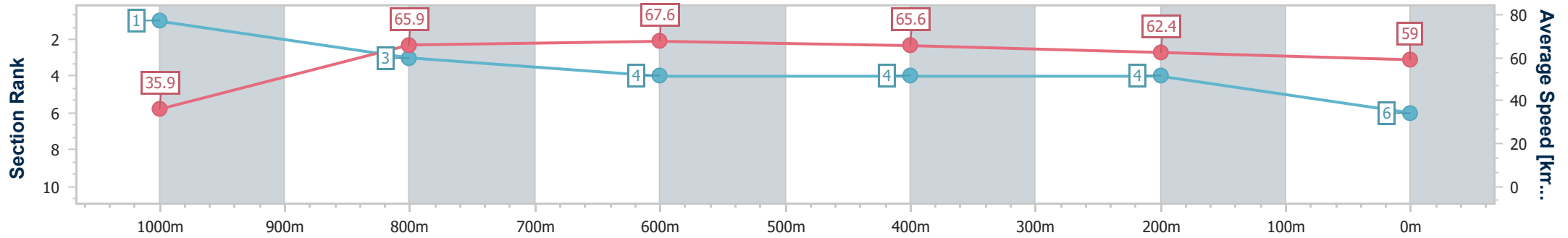
Race 7: Coastal Tipper Hire Class 1 Handicap - 1050m

26 October 2024 - 16:59

Track Rating: Synthetic, Weather: Fine, Rail Position: True



Section	Overall	1000m	800m	600m	400m	200m
Section Times	1:02.10 [6] (0:04.99)	0:57.11 [1] (0:11.08)	0:46.03 [3] (0:10.91)	0:35.12 [4] (0:11.19)	0:23.93 [4] (0:11.64)	0:12.29 [4] (0:12.29)
Average Speed [km/h]	35.9	65.9	67.6	65.6	62.4	59.0
Top Speed [km/h]	56.0	69.2	68.8	67.3	64.0	60.5
Avg. Dist. to Rail [m]	7.5	5.7	4.1	4.1	6.1	7.2
Avg. Stride Freq. [Hz]	2.2	2.5	2.4	2.4	2.4	2.3
Avg. Stride Length [m]	4.5	7.3	7.6	7.6	7.3	7.2



- [] Ranking at each section and finish
- .-.- No data available at this section
- NA No data available



Horse/Jockey Name	South Boambee
Final Rank	7
Fastest Section Time (Section)	0:05.50 (Overall)
Top Speed [km/h] (Section)	70.0 (800m)
Race State	Finished



Aquis Park Gold Coast Poly QLD Professional

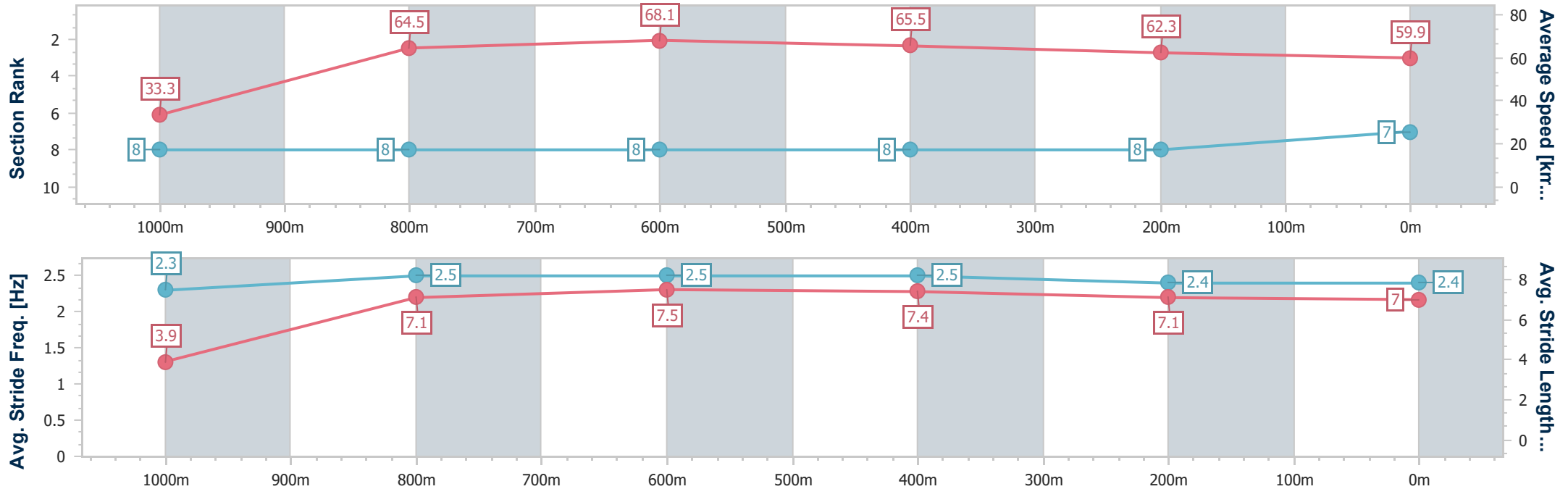
Race 7: Coastal Tipper Hire Class 1 Handicap - 1050m

26 October 2024 - 16:59

Track Rating: Synthetic, Weather: Fine, Rail Position: True



Section	Overall	1000m	800m	600m	400m	200m
Section Times	1:02.31 [7] (0:05.50)	0:56.81 [8] (0:11.19)	0:45.62 [8] (0:10.66)	0:34.96 [8] (0:11.17)	0:23.79 [8] (0:11.69)	0:12.10 [8] (0:12.10)
Average Speed [km/h]	33.3	64.5	68.1	65.5	62.3	59.9
Top Speed [km/h]	51.1	69.8	70.0	67.3	63.7	61.4
Avg. Dist. to Rail [m]	5.7	3.1	1.4	3.2	5.7	7.7
Avg. Stride Freq. [Hz]	2.3	2.5	2.5	2.5	2.4	2.4
Avg. Stride Length [m]	3.9	7.1	7.5	7.4	7.1	7.0



- [] Ranking at each section and finish
- .-.- No data available at this section
- NA No data available



Horse/Jockey Name	Sambuca
Final Rank	8
Fastest Section Time (Section)	0:05.16 (Overall)
Top Speed [km/h] (Section)	67.8 (1000m)
Race State	Finished



Aquis Park Gold Coast Poly QLD Professional

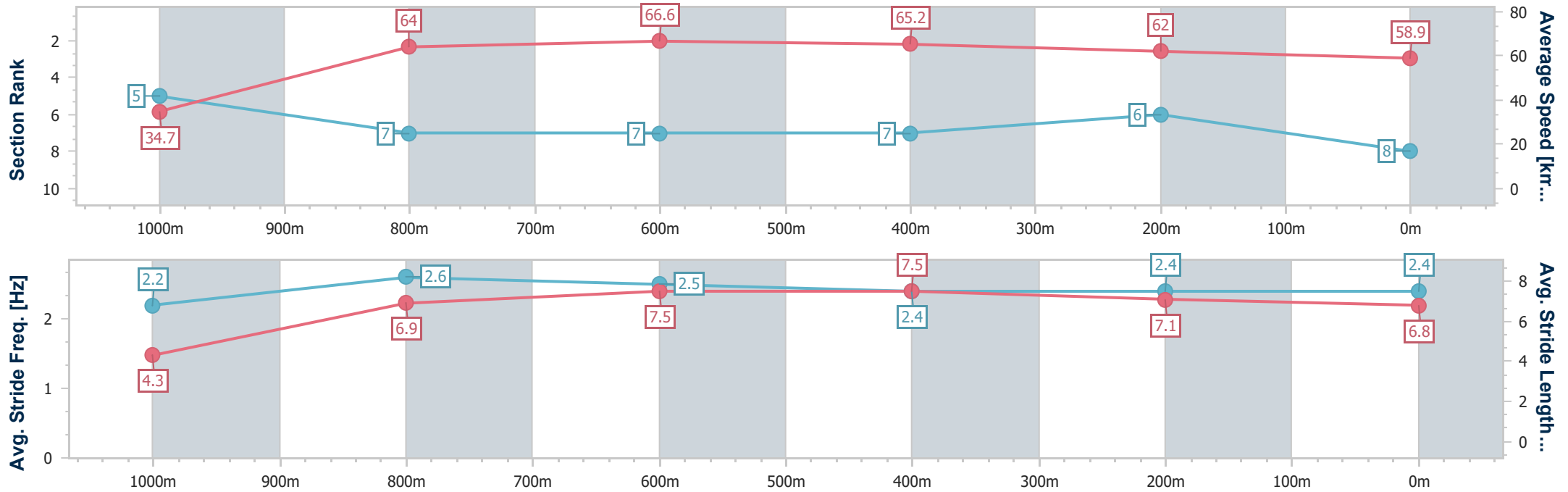
Race 7: Coastal Tipper Hire Class 1 Handicap - 1050m

26 October 2024 - 16:59

Track Rating: Synthetic, Weather: Fine, Rail Position: True



Section	Overall	1000m	800m	600m	400m	200m
Section Times	1:02.31 [8] (0:05.16)	0:57.15 [5] (0:11.28)	0:45.87 [7] (0:10.87)	0:35.00 [7] (0:11.08)	0:23.92 [7] (0:11.61)	0:12.31 [6] (0:12.31)
Average Speed [km/h]	34.7	64.0	66.6	65.2	62.0	58.9
Top Speed [km/h]	53.9	67.8	67.4	66.9	62.6	60.9
Avg. Dist. to Rail [m]	5.7	3.1	0.9	0.5	0.8	1.8
Avg. Stride Freq. [Hz]	2.2	2.6	2.5	2.4	2.4	2.4
Avg. Stride Length [m]	4.3	6.9	7.5	7.5	7.1	6.8



- [] Ranking at each section and finish
- .-.- No data available at this section
- NA No data available