



Sunshine Coast QLD Professional

Race 1: TAB QTIS Three-Years-Old BM65 Handicap - 1400m

25 October 2024 - 17:52



Track Rating: Soft 5, Weather: Fine, Rail Position: True

Section		Overall	1200m	1000m	800m	600m	400m	Last 600m				
Field Times		1:25.42 (0:13.78)	1:11.64 (0:11.38)	1:00.26 (0:11.93)	0:48.33 (0:12.31)	0:36.02 (0:12.06)	0:23.96 (0:11.94)	0:36.02				
Rank	TAB Horse/Jockey	Barrier	Top Speed [km/h]	Fastest Section	Distance Travelled [m]							
1	1 ITALIAN RIVIERA Jasper Franklin	2	64.0 1200m	0:11.44 1200m	1:25.42 [1] (0:14.20)	1:11.22 [5] (0:11.44)	0:59.78 [5] (0:12.05)	0:47.73 [5] (0:12.10)	0:35.63 [4] (0:11.92)	0:23.71 [3] (0:11.80)	0:35.63	
2	3 CHAMIERRO Martin Harley	3	63.9 400m	0:11.49 400m	1:25.51 [2] (0:13.95)	1:11.56 [4] (0:11.56)	1:00.00 [4] (0:12.08)	0:47.92 [4] (0:12.29)	0:35.63 [5] (0:12.03)	0:23.60 [4] (0:11.49)	0:35.63	+6
3	2 CHAPARRAL CHASE Kyle Wilson-Taylor	1	64.9 Overall	0:11.42 1200m	1:25.93 [3] (0:13.83)	1:12.10 [2] (0:11.42)	1:00.68 [2] (0:11.98)	0:48.70 [2] (0:12.21)	0:36.49 [2] (0:12.20)	0:24.29 [2] (0:11.78)	0:36.49	+7
4	5 PIERATA'S GEM Samantha Collett	5	64.4 Overall	0:11.54 1200m	1:26.12 [4] (0:14.22)	1:11.90 [6] (0:11.54)	1:00.36 [6] (0:12.05)	0:48.31 [6] (0:12.17)	0:36.14 [6] (0:11.93)	0:24.21 [4] (0:11.73)	0:36.14	+5
5	6 VICTORY STATEMENT Nikita Beriman	4	63.8 1200m	0:11.38 1200m	1:26.46 [5] (0:13.78)	1:12.68 [1] (0:11.38)	1:01.30 [1] (0:11.93)	0:49.37 [1] (0:12.31)	0:37.06 [1] (0:12.06)	0:25.00 [1] (0:12.11)	0:37.06	+3
6	7 LLEWELLYN BAY Dale Smith	6	65.0 1200m	0:11.38 1200m	1:29.04 [6] (0:13.88)	1:15.16 [3] (0:11.38)	1:03.78 [3] (0:12.06)	0:51.72 [3] (0:12.30)	0:39.42 [3] (0:12.47)	0:26.95 [6] (0:12.68)	0:39.42	+8

Scratched: Italian Dancer (#4)

[] Ranking at each section and finish
 -:-:- No data available at this section
 NA No data available

SCN Saddle cloth number
 DNF Did not finish
 DNT Did not track



Sunshine Coast QLD Professional
Race 1: TAB QTIS Three-Years-Old BM65 Handicap - 1400m
 25 October 2024 - 17:52



Track Rating: Soft 5, Weather: Fine, Rail Position: True

Section							200m			Last 600m
Field Times							0:12.02 (0:12.02)			0:36.02
Rank	TAB	Horse/Jockey	Barrier	Top Speed [km/h]	Fastest Section	Margin			Distance Travelled [m]	
1	1	ITALIAN RIVIERA Jasper Franklin	2	64.0 1200m	0:11.44 1200m	0:11.91 [3] (0:11.91)	1:25.42			0:35.63
2	3	CHAMIERRO Martin Harley	3	63.9 400m	0:11.49 400m	0:12.11 [1] (0:12.11)	0.4L			0:35.63 +6
3	2	CHAPARRAL CHASE Kyle Wilson-Taylor	1	64.9 Overall	0:11.42 1200m	0:12.51 [2] (0:12.51)	2.7L			0:36.49 +7
4	5	PIERATA'S GEM Samantha Collett	5	64.4 Overall	0:11.54 1200m	0:12.48 [5] (0:12.48)	3.7L			0:36.14 +5
5	6	VICTORY STATEMENT Nikita Beriman	4	63.8 1200m	0:11.38 1200m	0:12.89 [4] (0:12.89)	5.5L			0:37.06 +3
6	7	LLEWELLYN BAY Dale Smith	6	65.0 1200m	0:11.38 1200m	0:14.27 [6] (0:14.27)	20.5L			0:39.42 +8

Scratched: Italian Dancer (#4)

[] Ranking at each section and finish
 -:-:- No data available at this section
 NA No data available

SCN Saddle cloth number
 DNF Did not finish
 DNT Did not track



Horse/Jockey Name	Italian Riviera
Final Rank	1
Fastest Section Time (Section)	0:11.44 (1200m)
Top Speed [km/h] (Section)	64.0 (1200m)
Race State	Finished



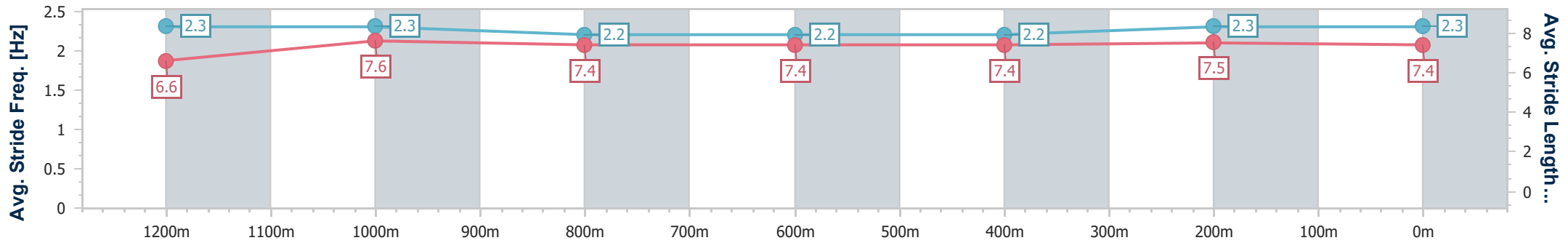
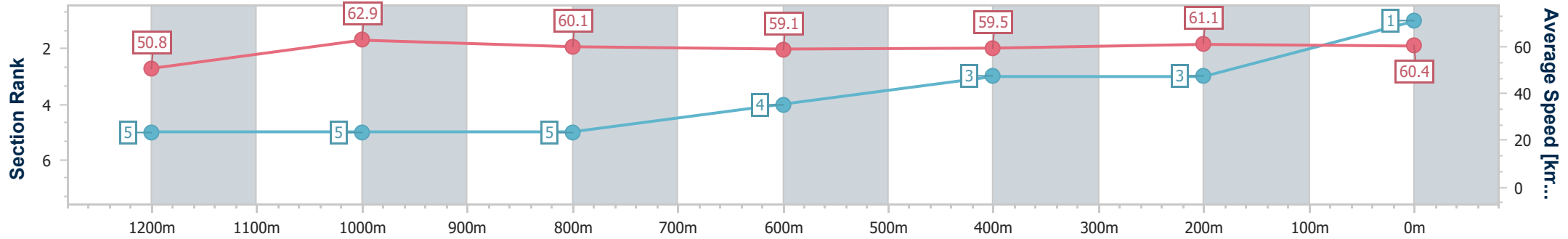
Sunshine Coast QLD Professional
Race 1: TAB QTIS Three-Years-Old BM65 Handicap - 1400m



25 October 2024 - 17:52

Track Rating: Soft 5, Weather: Fine, Rail Position: True

Section	Overall	1200m	1000m	800m	600m	400m	200m
Section Times	1:25.42 [1] (0:14.20)	1:11.22 [5] (0:11.44)	0:59.78 [5] (0:12.05)	0:47.73 [5] (0:12.10)	0:35.63 [4] (0:11.92)	0:23.71 [3] (0:11.80)	0:11.91 [3] (0:11.91)
Average Speed [km/h]	50.8	62.9	60.1	59.1	59.5	61.1	60.4
Top Speed [km/h]	63.6	64.0	61.3	60.4	60.5	62.5	61.9
Avg. Dist. to Rail [m]	5.7	2.5	2.3	1.2	2.1	1.0	4.5
Avg. Stride Freq. [Hz]	2.3	2.3	2.2	2.2	2.2	2.3	2.3
Avg. Stride Length [m]	6.6	7.6	7.4	7.4	7.4	7.5	7.4



- [] Ranking at each section and finish
- .-.- No data available at this section
- NA No data available



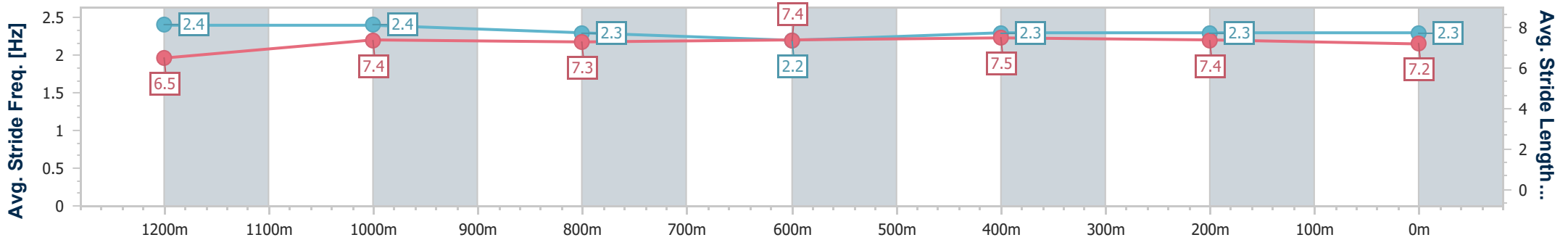
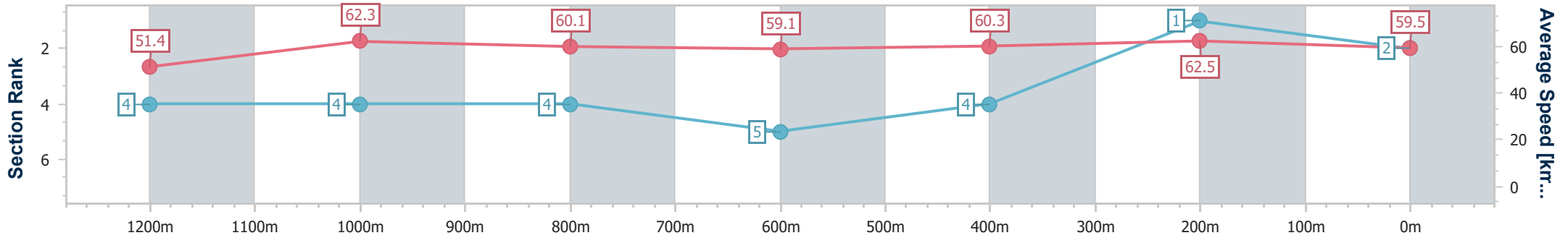
Horse/Jockey Name	Chamierro
Final Rank	2
Fastest Section Time (Section)	0:11.49 (400m)
Top Speed [km/h] (Section)	63.9 (400m)
Race State	Finished



Sunshine Coast QLD Professional
 Race 1: TAB QTIS Three-Years-Old BM65 Handicap - 1400m
 25 October 2024 - 17:52
 Track Rating: Soft 5, Weather: Fine, Rail Position: True



Section	Overall	1200m	1000m	800m	600m	400m	200m
Section Times	1:25.51 [2] (0:13.95)	1:11.56 [4] (0:11.56)	1:00.00 [4] (0:12.08)	0:47.92 [4] (0:12.29)	0:35.63 [5] (0:12.03)	0:23.60 [4] (0:11.49)	0:12.11 [1] (0:12.11)
Average Speed [km/h]	51.4	62.3	60.1	59.1	60.3	62.5	59.5
Top Speed [km/h]	63.4	63.5	61.4	61.0	62.0	63.9	61.6
Avg. Dist. to Rail [m]	6.8	4.6	4.1	1.9	0.7	3.1	4.9
Avg. Stride Freq. [Hz]	2.4	2.4	2.3	2.2	2.3	2.3	2.3
Avg. Stride Length [m]	6.5	7.4	7.3	7.4	7.5	7.4	7.2



- [] Ranking at each section and finish
- .-.- No data available at this section
- NA No data available



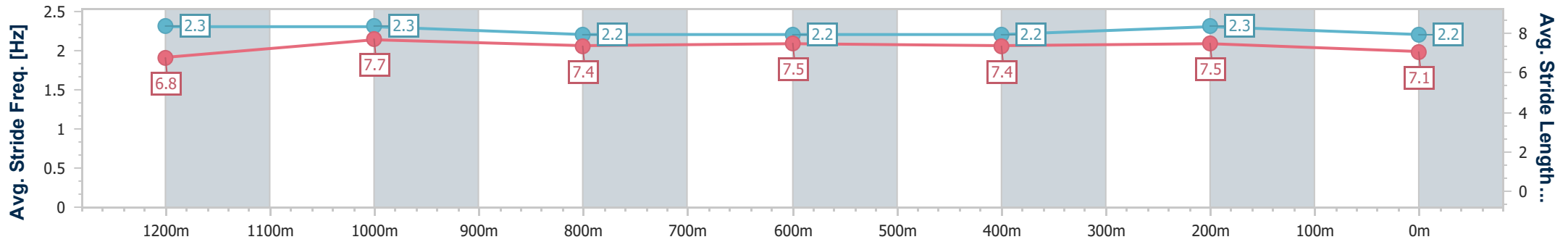
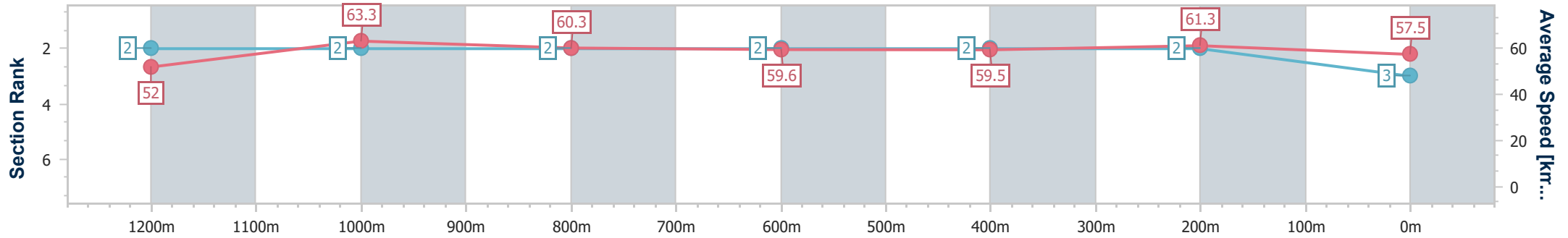
Horse/Jockey Name	Chaparral Chase
Final Rank	3
Fastest Section Time (Section)	0:11.42 (1200m)
Top Speed [km/h] (Section)	64.9 (Overall)
Race State	Finished



Sunshine Coast QLD Professional
 Race 1: TAB QTIS Three-Years-Old BM65 Handicap - 1400m
 25 October 2024 - 17:52
 Track Rating: Soft 5, Weather: Fine, Rail Position: True



Section	Overall	1200m	1000m	800m	600m	400m	200m
Section Times	1:25.93 [3] (0:13.83)	1:12.10 [2] (0:11.42)	1:00.68 [2] (0:11.98)	0:48.70 [2] (0:12.21)	0:36.49 [2] (0:12.20)	0:24.29 [2] (0:11.78)	0:12.51 [2] (0:12.51)
Average Speed [km/h]	52.0	63.3	60.3	59.6	59.5	61.3	57.5
Top Speed [km/h]	64.9	64.7	62.1	60.8	60.4	61.9	60.6
Avg. Dist. to Rail [m]	5.2	3.0	2.8	1.6	1.5	3.6	5.8
Avg. Stride Freq. [Hz]	2.3	2.3	2.2	2.2	2.2	2.3	2.2
Avg. Stride Length [m]	6.8	7.7	7.4	7.5	7.4	7.5	7.1



- [] Ranking at each section and finish
- .-.- No data available at this section
- NA No data available



Horse/Jockey Name	Pierata's Gem
Final Rank	4
Fastest Section Time (Section)	0:11.54 (1200m)
Top Speed [km/h] (Section)	64.4 (Overall)
Race State	Finished



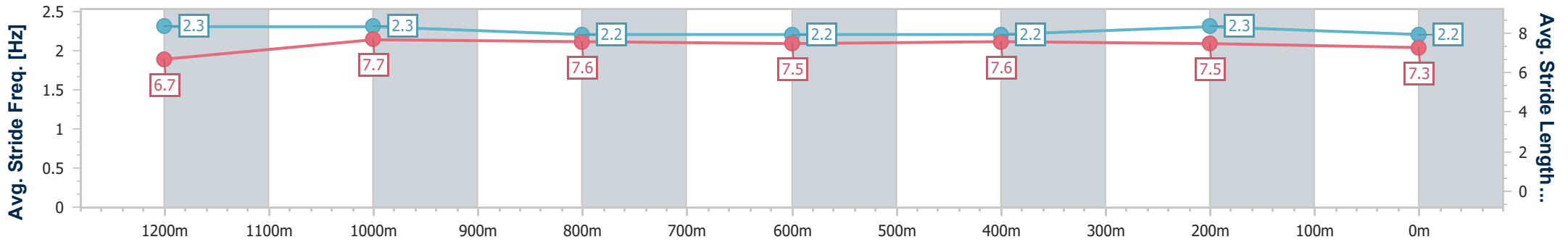
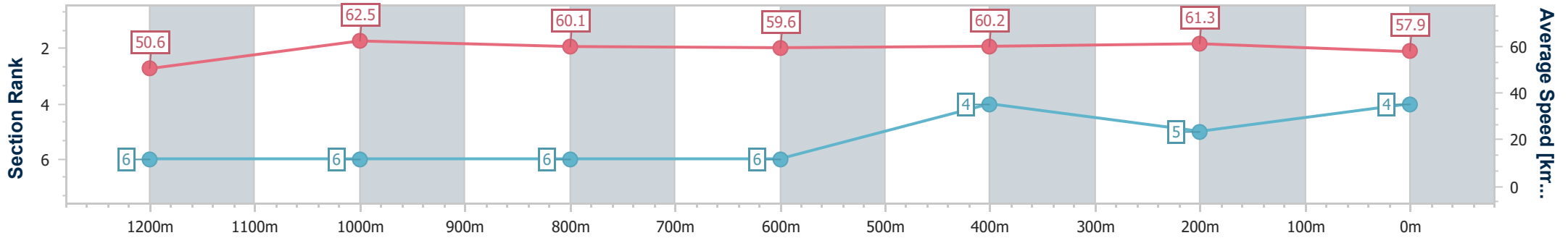
Sunshine Coast QLD Professional
Race 1: TAB QTIS Three-Years-Old BM65 Handicap - 1400m



25 October 2024 - 17:52

Track Rating: Soft 5, Weather: Fine, Rail Position: True

Section	Overall	1200m	1000m	800m	600m	400m	200m
Section Times	1:26.12 [4] (0:14.22)	1:11.90 [6] (0:11.54)	1:00.36 [6] (0:12.05)	0:48.31 [6] (0:12.17)	0:36.14 [6] (0:11.93)	0:24.21 [4] (0:11.73)	0:12.48 [5] (0:12.48)
Average Speed [km/h]	50.6	62.5	60.1	59.6	60.2	61.3	57.9
Top Speed [km/h]	64.4	63.9	61.3	60.9	61.3	62.2	60.4
Avg. Dist. to Rail [m]	8.6	4.6	3.4	0.9	0.9	4.1	7.5
Avg. Stride Freq. [Hz]	2.3	2.3	2.2	2.2	2.2	2.3	2.2
Avg. Stride Length [m]	6.7	7.7	7.6	7.5	7.6	7.5	7.3



- [] Ranking at each section and finish
- .-.- No data available at this section
- NA No data available



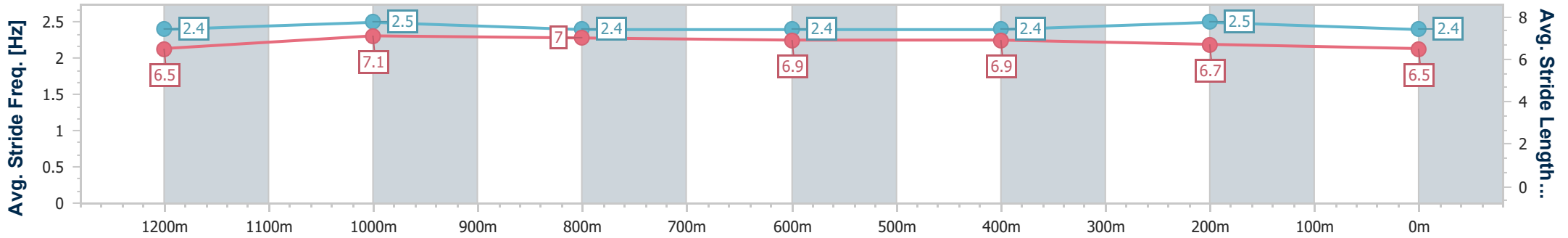
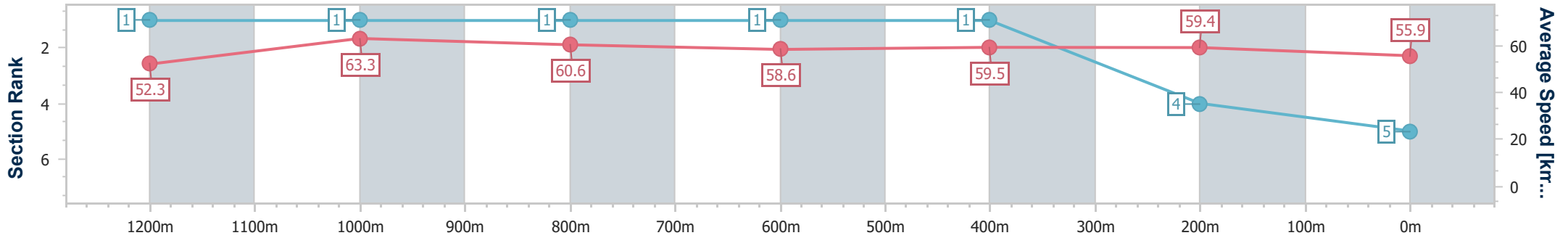
Horse/Jockey Name	Victory Statement
Final Rank	5
Fastest Section Time (Section)	0:11.38 (1200m)
Top Speed [km/h] (Section)	63.8 (1200m)
Race State	Finished



Sunshine Coast QLD Professional
 Race 1: TAB QTIS Three-Years-Old BM65 Handicap - 1400m
 25 October 2024 - 17:52
 Track Rating: Soft 5, Weather: Fine, Rail Position: True



Section	Overall	1200m	1000m	800m	600m	400m	200m
Section Times	1:26.46 [5] (0:13.78)	1:12.68 [1] (0:11.38)	1:01.30 [1] (0:11.93)	0:49.37 [1] (0:12.31)	0:37.06 [1] (0:12.06)	0:25.00 [1] (0:12.11)	0:12.89 [4] (0:12.89)
Average Speed [km/h]	52.3	63.3	60.6	58.6	59.5	59.4	55.9
Top Speed [km/h]	63.1	63.8	62.4	60.0	60.8	60.9	57.7
Avg. Dist. to Rail [m]	6.7	2.8	1.4	0.8	0.5	2.1	3.4
Avg. Stride Freq. [Hz]	2.4	2.5	2.4	2.4	2.4	2.5	2.4
Avg. Stride Length [m]	6.5	7.1	7.0	6.9	6.9	6.7	6.5



- [] Ranking at each section and finish
- .-.- No data available at this section
- NA No data available



Horse/Jockey Name	Llewellyn Bay
Final Rank	6
Fastest Section Time (Section)	0:11.38 (1200m)
Top Speed [km/h] (Section)	65.0 (1200m)
Race State	Finished



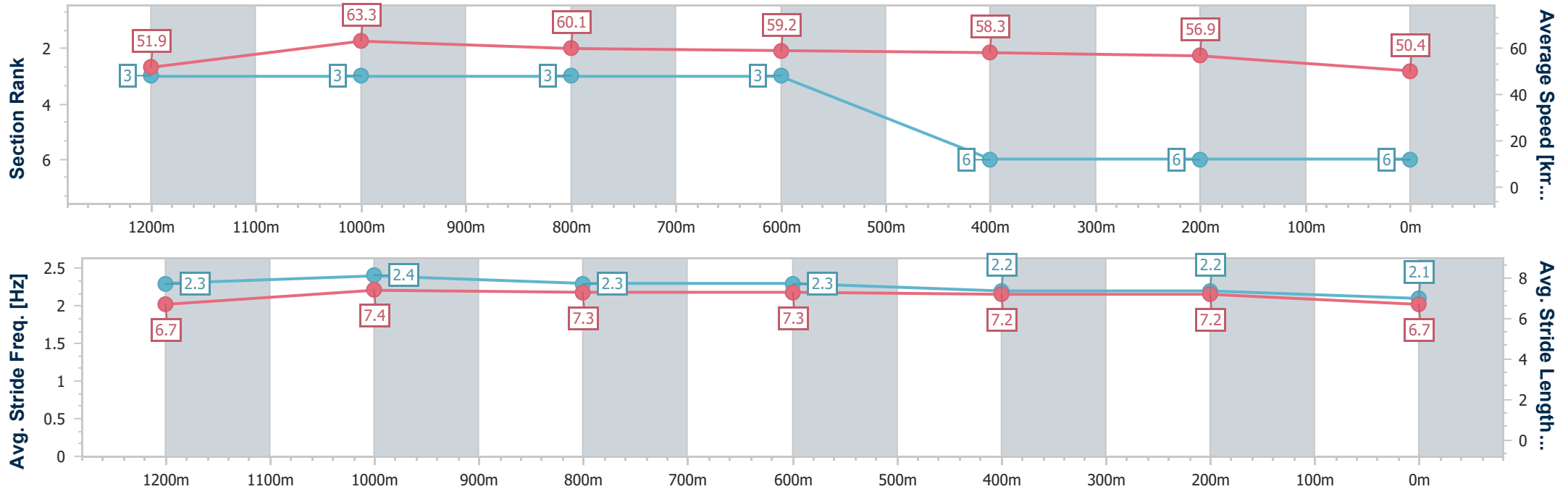
Sunshine Coast QLD Professional
Race 1: TAB QTIS Three-Years-Old BM65 Handicap - 1400m



25 October 2024 - 17:52

Track Rating: Soft 5, Weather: Fine, Rail Position: True

Section	Overall	1200m	1000m	800m	600m	400m	200m
Section Times	1:29.04 [6] (0:13.88)	1:15.16 [3] (0:11.38)	1:03.78 [3] (0:12.06)	0:51.72 [3] (0:12.30)	0:39.42 [3] (0:12.47)	0:26.95 [6] (0:12.68)	0:14.27 [6] (0:14.27)
Average Speed [km/h]	51.9	63.3	60.1	59.2	58.3	56.9	50.4
Top Speed [km/h]	64.1	65.0	61.4	59.7	59.5	58.0	54.6
Avg. Dist. to Rail [m]	9.2	5.0	4.1	1.9	1.6	3.8	2.4
Avg. Stride Freq. [Hz]	2.3	2.4	2.3	2.3	2.2	2.2	2.1
Avg. Stride Length [m]	6.7	7.4	7.3	7.3	7.2	7.2	6.7



- [] Ranking at each section and finish
- .-.- No data available at this section
- NA No data available