



Sunshine Coast QLD Professional
Race 1: TAB QTIS Three-Years-Old BM65 Handicap - 1400m
 25 October 2024 - 17:52



Track Rating: Soft 5, Weather: Fine, Rail Position: True

Section		Overall	1200m	1000m	800m	600m	400m	Last 600m				
Field Times		1:25.42 (0:13.78)	1:11.64 (0:11.38)	1:00.26 (0:11.93)	0:48.33 (0:12.31)	0:36.02 (0:12.06)	0:23.96 (0:11.94)	0:36.02				
Rank	TAB Horse/Jockey	Barrier	Top Speed [km/h]	Fastest Section	Distance Travelled [m]							
1	1 ITALIAN RIVIERA Jasper Franklin	2	64.0 1200m	0:11.44 1200m	1:25.42 [1] (0:14.20)	1:11.22 [5] (0:11.44)	0:59.78 [5] (0:12.05)	0:47.73 [5] (0:12.10)	0:35.63 [4] (0:11.92)	0:23.71 [3] (0:11.80)	0:35.63	
2	3 CHAMIERRO Martin Harley	3	63.9 400m	0:11.49 400m	1:25.51 [2] (0:13.95)	1:11.56 [4] (0:11.56)	1:00.00 [4] (0:12.08)	0:47.92 [4] (0:12.29)	0:35.63 [5] (0:12.03)	0:23.60 [4] (0:11.49)	0:35.63	+6
3	2 CHAPARRAL CHASE Kyle Wilson-Taylor	1	64.9 Overall	0:11.42 1200m	1:25.93 [3] (0:13.83)	1:12.10 [2] (0:11.42)	1:00.68 [2] (0:11.98)	0:48.70 [2] (0:12.21)	0:36.49 [2] (0:12.20)	0:24.29 [2] (0:11.78)	0:36.49	+7
4	5 PIERATA'S GEM Samantha Collett	5	64.4 Overall	0:11.54 1200m	1:26.12 [4] (0:14.22)	1:11.90 [6] (0:11.54)	1:00.36 [6] (0:12.05)	0:48.31 [6] (0:12.17)	0:36.14 [6] (0:11.93)	0:24.21 [4] (0:11.73)	0:36.14	+5
5	6 VICTORY STATEMENT Nikita Beriman	4	63.8 1200m	0:11.38 1200m	1:26.46 [5] (0:13.78)	1:12.68 [1] (0:11.38)	1:01.30 [1] (0:11.93)	0:49.37 [1] (0:12.31)	0:37.06 [1] (0:12.06)	0:25.00 [1] (0:12.11)	0:37.06	+3
6	7 LLEWELLYN BAY Dale Smith	6	65.0 1200m	0:11.38 1200m	1:29.04 [6] (0:13.88)	1:15.16 [3] (0:11.38)	1:03.78 [3] (0:12.06)	0:51.72 [3] (0:12.30)	0:39.42 [3] (0:12.47)	0:26.95 [6] (0:12.68)	0:39.42	+8

Scratched: Italian Dancer (#4)

[] Ranking at each section and finish
 -:-:- No data available at this section
 NA No data available

SCN Saddle cloth number
 DNF Did not finish
 DNT Did not track



Sunshine Coast QLD Professional
Race 1: TAB QTIS Three-Years-Old BM65 Handicap - 1400m
 25 October 2024 - 17:52



Track Rating: Soft 5, Weather: Fine, Rail Position: True

Section				200m				Last 600m	
Field Times				0:12.02 (0:12.02)				0:36.02	
Rank	TAB	Horse/Jockey	Barrier	Top Speed [km/h]	Fastest Section	Margin			Distance Travelled [m]
1	1	ITALIAN RIVIERA Jasper Franklin	2	64.0 1200m	0:11.44 1200m	0:11.91 [3] (0:11.91)	1:25.42		0:35.63
2	3	CHAMIERRO Martin Harley	3	63.9 400m	0:11.49 400m	0:12.11 [1] (0:12.11)	0.4L		0:35.63 +6
3	2	CHAPARRAL CHASE Kyle Wilson-Taylor	1	64.9 Overall	0:11.42 1200m	0:12.51 [2] (0:12.51)	2.7L		0:36.49 +7
4	5	PIERATA'S GEM Samantha Collett	5	64.4 Overall	0:11.54 1200m	0:12.48 [5] (0:12.48)	3.7L		0:36.14 +5
5	6	VICTORY STATEMENT Nikita Beriman	4	63.8 1200m	0:11.38 1200m	0:12.89 [4] (0:12.89)	5.5L		0:37.06 +3
6	7	LLEWELLYN BAY Dale Smith	6	65.0 1200m	0:11.38 1200m	0:14.27 [6] (0:14.27)	20.5L		0:39.42 +8

Scratched: Italian Dancer (#4)

[] Ranking at each section and finish
 -:-:- No data available at this section
 NA No data available

SCN Saddle cloth number
 DNF Did not finish
 DNT Did not track



Horse/Jockey Name	Italian Riviera
Final Rank	1
Fastest Section Time (Section)	0:11.44 (1200m)
Top Speed [km/h] (Section)	64.0 (1200m)
Race State	Finished



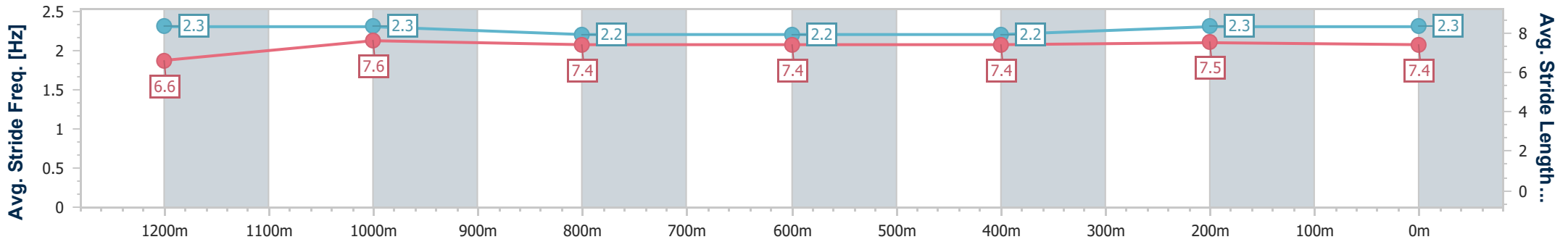
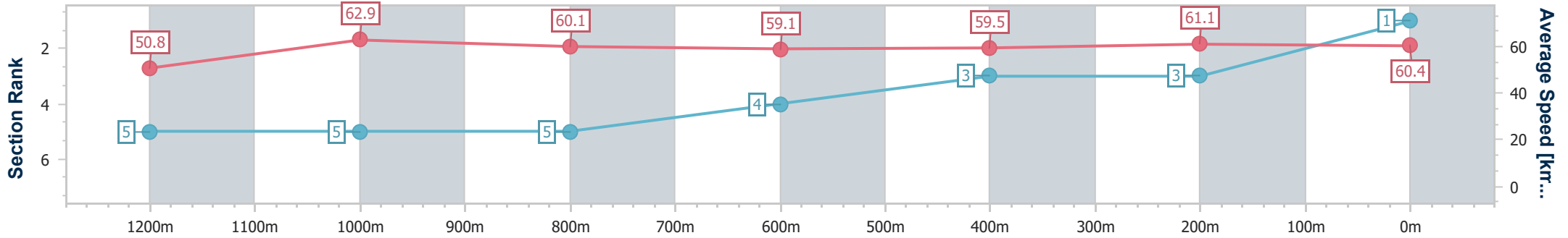
Sunshine Coast QLD Professional
Race 1: TAB QTIS Three-Years-Old BM65 Handicap - 1400m



25 October 2024 - 17:52

Track Rating: Soft 5, Weather: Fine, Rail Position: True

Section	Overall	1200m	1000m	800m	600m	400m	200m
Section Times	1:25.42 [1] (0:14.20)	1:11.22 [5] (0:11.44)	0:59.78 [5] (0:12.05)	0:47.73 [5] (0:12.10)	0:35.63 [4] (0:11.92)	0:23.71 [3] (0:11.80)	0:11.91 [3] (0:11.91)
Average Speed [km/h]	50.8	62.9	60.1	59.1	59.5	61.1	60.4
Top Speed [km/h]	63.6	64.0	61.3	60.4	60.5	62.5	61.9
Avg. Dist. to Rail [m]	5.7	2.5	2.3	1.2	2.1	1.0	4.5
Avg. Stride Freq. [Hz]	2.3	2.3	2.2	2.2	2.2	2.3	2.3
Avg. Stride Length [m]	6.6	7.6	7.4	7.4	7.4	7.5	7.4



- [] Ranking at each section and finish
- .-.- No data available at this section
- NA No data available



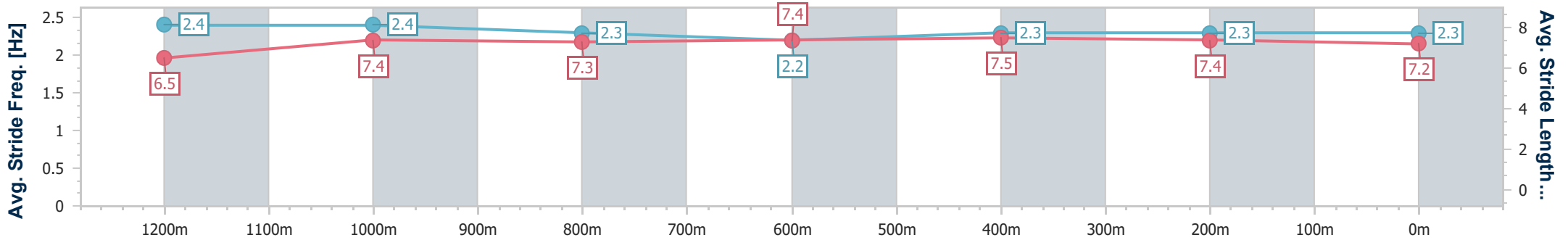
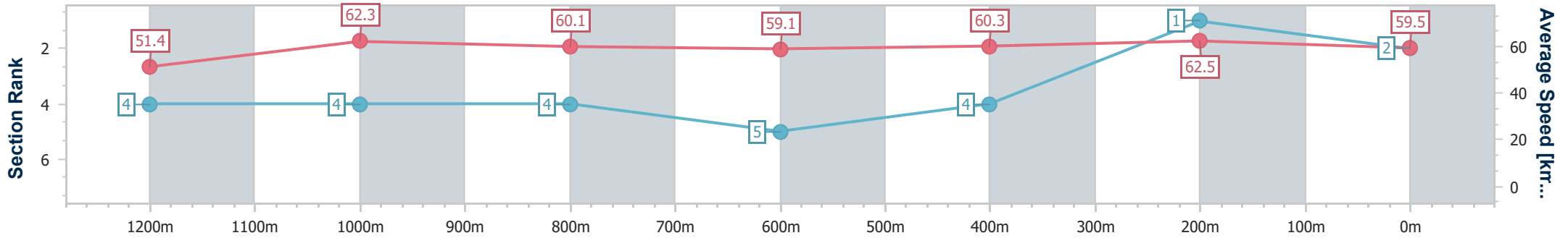
Horse/Jockey Name	Chamierro
Final Rank	2
Fastest Section Time (Section)	0:11.49 (400m)
Top Speed [km/h] (Section)	63.9 (400m)
Race State	Finished



Sunshine Coast QLD Professional
 Race 1: TAB QTIS Three-Years-Old BM65 Handicap - 1400m
 25 October 2024 - 17:52
 Track Rating: Soft 5, Weather: Fine, Rail Position: True



Section	Overall	1200m	1000m	800m	600m	400m	200m
Section Times	1:25.51 [2] (0:13.95)	1:11.56 [4] (0:11.56)	1:00.00 [4] (0:12.08)	0:47.92 [4] (0:12.29)	0:35.63 [5] (0:12.03)	0:23.60 [4] (0:11.49)	0:12.11 [1] (0:12.11)
Average Speed [km/h]	51.4	62.3	60.1	59.1	60.3	62.5	59.5
Top Speed [km/h]	63.4	63.5	61.4	61.0	62.0	63.9	61.6
Avg. Dist. to Rail [m]	6.8	4.6	4.1	1.9	0.7	3.1	4.9
Avg. Stride Freq. [Hz]	2.4	2.4	2.3	2.2	2.3	2.3	2.3
Avg. Stride Length [m]	6.5	7.4	7.3	7.4	7.5	7.4	7.2



- [] Ranking at each section and finish
- .-.- No data available at this section
- NA No data available



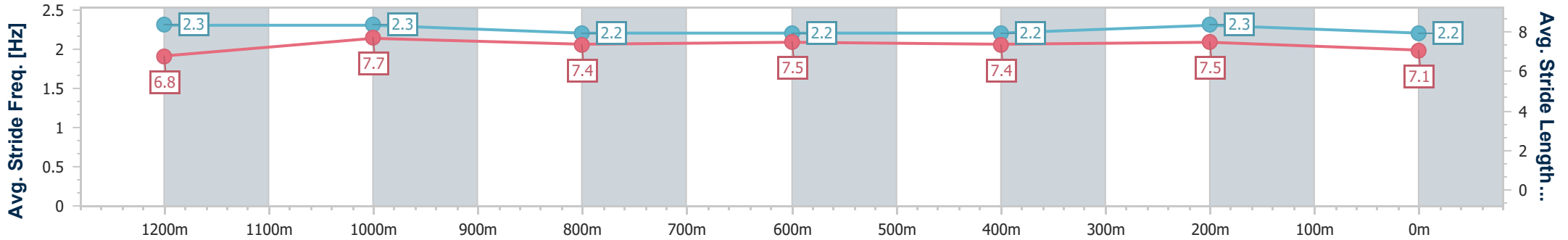
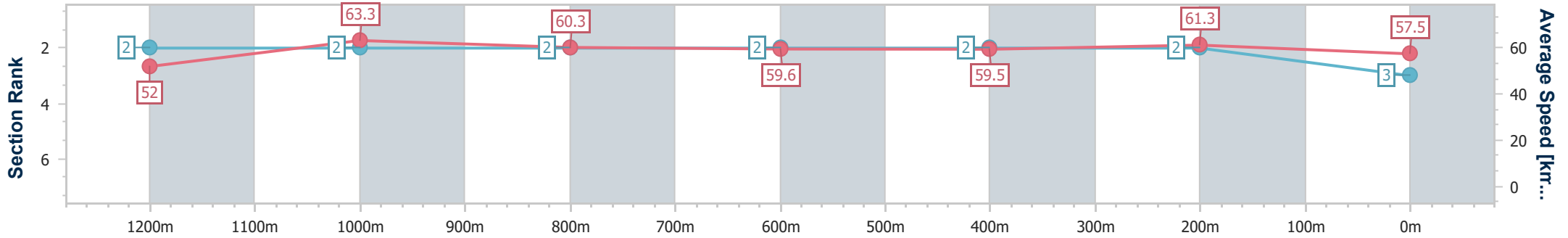
Horse/Jockey Name	Chaparral Chase
Final Rank	3
Fastest Section Time (Section)	0:11.42 (1200m)
Top Speed [km/h] (Section)	64.9 (Overall)
Race State	Finished



Sunshine Coast QLD Professional
 Race 1: TAB QTIS Three-Years-Old BM65 Handicap - 1400m
 25 October 2024 - 17:52
 Track Rating: Soft 5, Weather: Fine, Rail Position: True



Section	Overall	1200m	1000m	800m	600m	400m	200m
Section Times	1:25.93 [3] (0:13.83)	1:12.10 [2] (0:11.42)	1:00.68 [2] (0:11.98)	0:48.70 [2] (0:12.21)	0:36.49 [2] (0:12.20)	0:24.29 [2] (0:11.78)	0:12.51 [2] (0:12.51)
Average Speed [km/h]	52.0	63.3	60.3	59.6	59.5	61.3	57.5
Top Speed [km/h]	64.9	64.7	62.1	60.8	60.4	61.9	60.6
Avg. Dist. to Rail [m]	5.2	3.0	2.8	1.6	1.5	3.6	5.8
Avg. Stride Freq. [Hz]	2.3	2.3	2.2	2.2	2.2	2.3	2.2
Avg. Stride Length [m]	6.8	7.7	7.4	7.5	7.4	7.5	7.1



- [] Ranking at each section and finish
- .-.- No data available at this section
- NA No data available



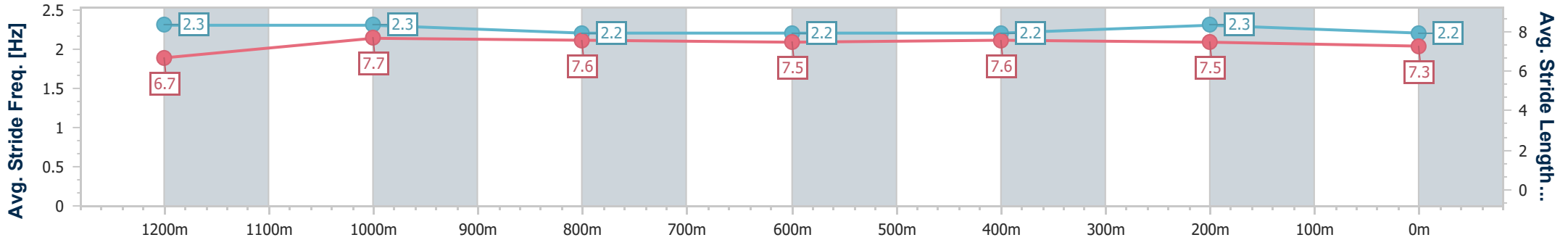
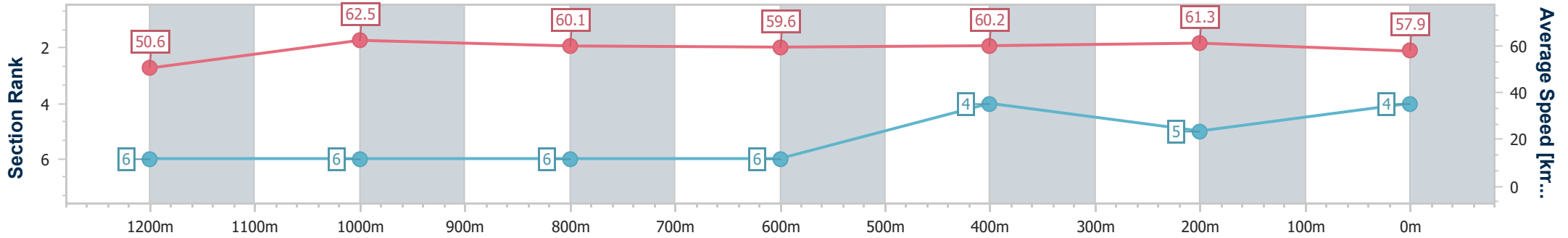
Horse/Jockey Name	Pierata's Gem
Final Rank	4
Fastest Section Time (Section)	0:11.54 (1200m)
Top Speed [km/h] (Section)	64.4 (Overall)
Race State	Finished



Sunshine Coast QLD Professional
 Race 1: TAB QTIS Three-Years-Old BM65 Handicap - 1400m
 25 October 2024 - 17:52
 Track Rating: Soft 5, Weather: Fine, Rail Position: True



Section	Overall	1200m	1000m	800m	600m	400m	200m
Section Times	1:26.12 [4] (0:14.22)	1:11.90 [6] (0:11.54)	1:00.36 [6] (0:12.05)	0:48.31 [6] (0:12.17)	0:36.14 [6] (0:11.93)	0:24.21 [4] (0:11.73)	0:12.48 [5] (0:12.48)
Average Speed [km/h]	50.6	62.5	60.1	59.6	60.2	61.3	57.9
Top Speed [km/h]	64.4	63.9	61.3	60.9	61.3	62.2	60.4
Avg. Dist. to Rail [m]	8.6	4.6	3.4	0.9	0.9	4.1	7.5
Avg. Stride Freq. [Hz]	2.3	2.3	2.2	2.2	2.2	2.3	2.2
Avg. Stride Length [m]	6.7	7.7	7.6	7.5	7.6	7.5	7.3



- [] Ranking at each section and finish
- .-.- No data available at this section
- NA No data available



Horse/Jockey Name	Victory Statement
Final Rank	5
Fastest Section Time (Section)	0:11.38 (1200m)
Top Speed [km/h] (Section)	63.8 (1200m)
Race State	Finished



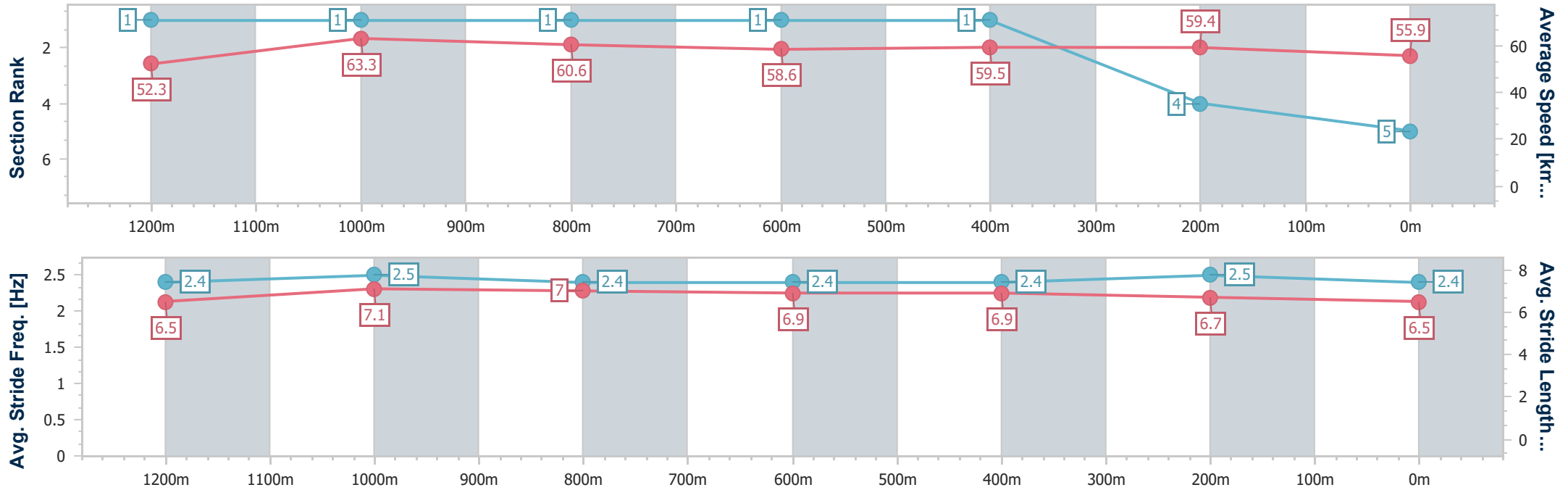
Sunshine Coast QLD Professional
Race 1: TAB QTIS Three-Years-Old BM65 Handicap - 1400m



25 October 2024 - 17:52

Track Rating: Soft 5, Weather: Fine, Rail Position: True

Section	Overall	1200m	1000m	800m	600m	400m	200m
Section Times	1:26.46 [5] (0:13.78)	1:12.68 [1] (0:11.38)	1:01.30 [1] (0:11.93)	0:49.37 [1] (0:12.31)	0:37.06 [1] (0:12.06)	0:25.00 [1] (0:12.11)	0:12.89 [4] (0:12.89)
Average Speed [km/h]	52.3	63.3	60.6	58.6	59.5	59.4	55.9
Top Speed [km/h]	63.1	63.8	62.4	60.0	60.8	60.9	57.7
Avg. Dist. to Rail [m]	6.7	2.8	1.4	0.8	0.5	2.1	3.4
Avg. Stride Freq. [Hz]	2.4	2.5	2.4	2.4	2.4	2.5	2.4
Avg. Stride Length [m]	6.5	7.1	7.0	6.9	6.9	6.7	6.5



- [] Ranking at each section and finish
- .-.- No data available at this section
- NA No data available



Horse/Jockey Name	Llewellyn Bay
Final Rank	6
Fastest Section Time (Section)	0:11.38 (1200m)
Top Speed [km/h] (Section)	65.0 (1200m)
Race State	Finished



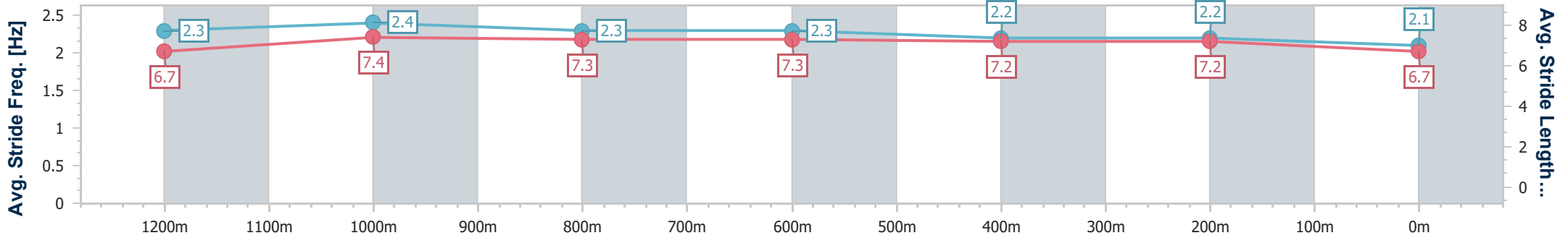
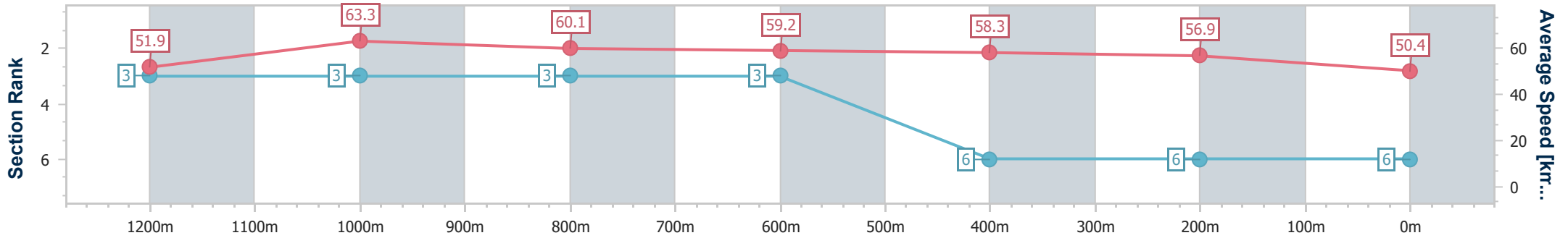
Sunshine Coast QLD Professional
Race 1: TAB QTIS Three-Years-Old BM65 Handicap - 1400m



25 October 2024 - 17:52

Track Rating: Soft 5, Weather: Fine, Rail Position: True

Section	Overall	1200m	1000m	800m	600m	400m	200m
Section Times	1:29.04 [6] (0:13.88)	1:15.16 [3] (0:11.38)	1:03.78 [3] (0:12.06)	0:51.72 [3] (0:12.30)	0:39.42 [3] (0:12.47)	0:26.95 [6] (0:12.68)	0:14.27 [6] (0:14.27)
Average Speed [km/h]	51.9	63.3	60.1	59.2	58.3	56.9	50.4
Top Speed [km/h]	64.1	65.0	61.4	59.7	59.5	58.0	54.6
Avg. Dist. to Rail [m]	9.2	5.0	4.1	1.9	1.6	3.8	2.4
Avg. Stride Freq. [Hz]	2.3	2.4	2.3	2.3	2.2	2.2	2.1
Avg. Stride Length [m]	6.7	7.4	7.3	7.3	7.2	7.2	6.7



- [] Ranking at each section and finish
- .-.- No data available at this section
- NA No data available



Sunshine Coast QLD Professional

Race 2: Bold Design Kitchens Maiden Plate - 1600m



25 October 2024 - 18:21

Track Rating: Soft 5, Weather: Fine, Rail Position: True

Section		Overall	1400m	1200m	1000m	800m	600m	400m	Last 600m				
Field Times		1:39.99 (0:13.82)	1:26.17 (0:11.42)	1:14.75 (0:11.86)	1:02.89 (0:12.75)	0:50.14 (0:13.17)	0:36.97 (0:12.63)	0:24.34 (0:12.05)	0:36.97				
Rank	TAB Horse/Jockey	Barrier	Top Speed [km/h]	Fastest Section									Distance Travelled [m]
1	4 LIKA WRECKIN' BALL Robbie Dolan	2	64.0 1400m	0:11.53 1400m	1:39.99 [1] (0:14.26)	1:25.73 [6] (0:11.53)	1:14.20 [5] (0:12.00)	1:02.20 [5] (0:12.89)	0:49.31 [7] (0:13.06)	0:36.25 [7] (0:12.47)	0:23.78 [5] (0:11.76)	0:36.25	
2	2 JUNGLE JET Ron Stewart	4	65.3 Overall	0:11.54 1400m	1:40.12 [2] (0:13.94)	1:26.18 [4] (0:11.54)	1:14.64 [3] (0:11.99)	1:02.65 [4] (0:12.81)	0:49.84 [3] (0:13.04)	0:36.80 [3] (0:12.53)	0:24.27 [3] (0:11.90)	0:36.80	+5
3	7 PAUL EDWARD Boris Thornton	8	64.5 1400m	0:11.66 1400m	1:40.60 [3] (0:14.16)	1:26.44 [5] (0:11.66)	1:14.78 [6] (0:12.02)	1:02.76 [6] (0:12.74)	0:50.02 [5] (0:13.09)	0:36.93 [6] (0:12.31)	0:24.62 [4] (0:11.91)	0:36.93	+6
4	3 KHANT QUIT Justin Stanley	6	65.6 Overall	0:11.39 1400m	1:40.60 [4] (0:13.85)	1:26.75 [2] (0:11.39)	1:15.36 [2] (0:11.86)	1:03.50 [1] (0:12.75)	0:50.75 [1] (0:13.17)	0:37.58 [1] (0:12.63)	0:24.95 [1] (0:12.05)	0:37.58	+1
5	6 PAPAL WARS Kyle Wilson-Taylor	5	64.6 Overall	0:11.58 1400m	1:40.70 [5] (0:13.94)	1:26.76 [3] (0:11.58)	1:15.18 [4] (0:11.83)	1:03.35 [2] (0:12.72)	0:50.63 [2] (0:13.07)	0:37.56 [2] (0:12.61)	0:24.95 [2] (0:12.19)	0:37.56	+4
6	1 ADVERTISE Chris Taylor	3	63.8 Overall	0:11.60 1400m	1:41.53 [6] (0:14.37)	1:27.16 [7] (0:11.60)	1:15.56 [7] (0:11.98)	1:03.58 [7] (0:12.67)	0:50.91 [6] (0:13.05)	0:37.86 [5] (0:12.60)	0:25.26 [6] (0:12.08)	0:37.86	+7
7	5 LORD EDDY Brodie Moffat	1	66.1 Overall	0:11.42 1400m	1:44.10 [7] (0:13.82)	1:30.28 [1] (0:11.42)	1:18.86 [1] (0:12.13)	1:06.73 [3] (0:12.91)	0:53.82 [4] (0:13.23)	0:40.59 [4] (0:12.76)	0:27.83 [7] (0:13.15)	0:40.59	-4

Scratched: Trapeze Torque (#8)

[] Ranking at each section and finish
 -:-:- No data available at this section
 NA No data available

SCN Saddle cloth number
 DNF Did not finish
 DNT Did not track



Sunshine Coast QLD Professional
Race 2: Bold Design Kitchens Maiden Plate - 1600m
 25 October 2024 - 18:21



Track Rating: Soft 5, Weather: Fine, Rail Position: True

Section							200m			Last 600m
Field Times							0:12.29			0:36.97
							(0:12.29)			
Rank	TAB	Horse/Jockey	Barrier	Top Speed [km/h]	Fastest Section	Margin				Distance Travelled [m]
1	4	LIKA WRECKIN' BALL Robbie Dolan	2	64.0 1400m	0:11.53 1400m	0:12.02 [5] (0:12.02)	1:39.99			0:36.25
2	2	JUNGLE JET Ron Stewart	4	65.3 Overall	0:11.54 1400m	0:12.37 [2] (0:12.37)	0.8L			0:36.80 +5
3	7	PAUL EDWARD Boris Thornton	8	64.5 1400m	0:11.66 1400m	0:12.71 [3] (0:12.71)	3.6L			0:36.93 +6
4	3	KHANT QUIT Justin Stanley	6	65.6 Overall	0:11.39 1400m	0:12.90 [1] (0:12.90)	3.7L			0:37.58 +1
5	6	PAPAL WARS Kyle Wilson-Taylor	5	64.6 Overall	0:11.58 1400m	0:12.76 [4] (0:12.76)	4.1L			0:37.56 +4
6	1	ADVERTISE Chris Taylor	3	63.8 Overall	0:11.60 1400m	0:13.18 [6] (0:13.18)	8.9L			0:37.86 +7
7	5	LORD EDDY Brodie Moffat	1	66.1 Overall	0:11.42 1400m	0:14.68 [7] (0:14.68)	23.9L			0:40.59 -4

Scratched: Trapeze Torque (#8)

[] Ranking at each section and finish
 -:-:- No data available at this section
 NA No data available

SCN Saddle cloth number
 DNF Did not finish
 DNT Did not track



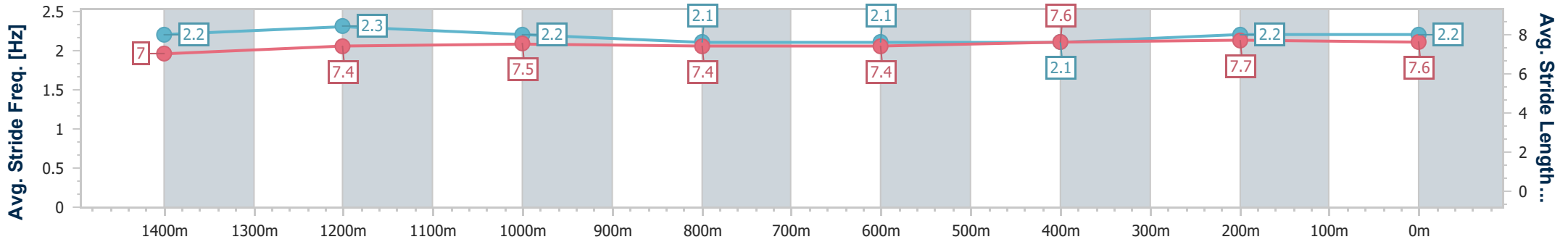
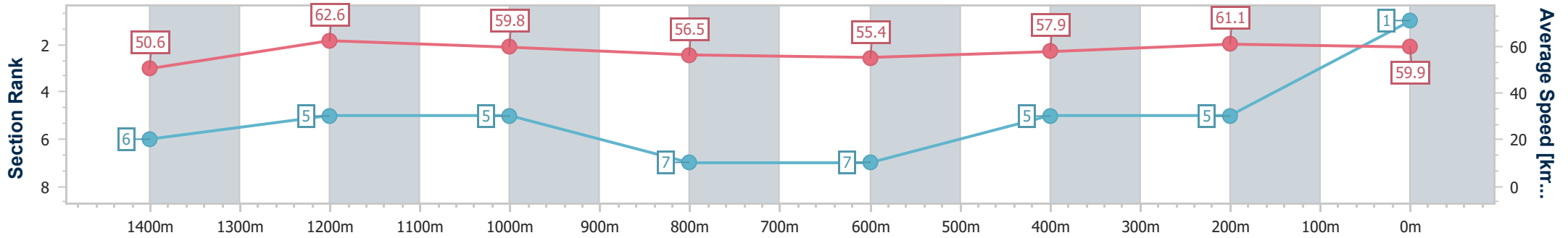
Horse/Jockey Name	Lika Wreckin' Ball
Final Rank	1
Fastest Section Time (Section)	0:11.53 (1400m)
Top Speed [km/h] (Section)	64.0 (1400m)
Race State	Finished



Sunshine Coast QLD Professional
 Race 2: Bold Design Kitchens Maiden Plate - 1600m
 25 October 2024 - 18:21
 Track Rating: Soft 5, Weather: Fine, Rail Position: True



Section	Overall	1400m	1200m	1000m	800m	600m	400m	200m
Section Times	1:39.99 [1] (0:14.26)	1:25.73 [6] (0:11.53)	1:14.20 [5] (0:12.00)	1:02.20 [5] (0:12.89)	0:49.31 [7] (0:13.06)	0:36.25 [7] (0:12.47)	0:23.78 [5] (0:11.76)	0:12.02 [5] (0:12.02)
Average Speed [km/h]	50.6	62.6	59.8	56.5	55.4	57.9	61.1	59.9
Top Speed [km/h]	63.4	64.0	61.8	61.6	56.8	59.7	62.9	62.2
Avg. Dist. to Rail [m]	5.3	2.4	2.4	2.1	1.0	0.3	2.4	4.3
Avg. Stride Freq. [Hz]	2.2	2.3	2.2	2.1	2.1	2.1	2.2	2.2
Avg. Stride Length [m]	7.0	7.4	7.5	7.4	7.4	7.6	7.7	7.6



- [] Ranking at each section and finish
- .-.- No data available at this section
- NA No data available



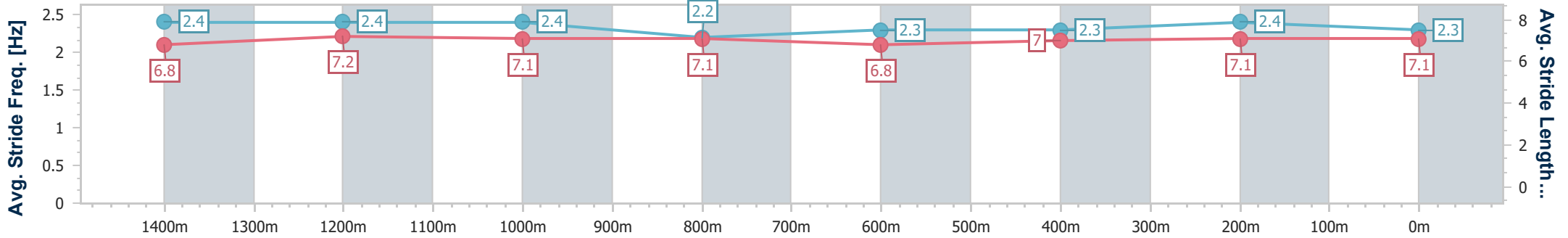
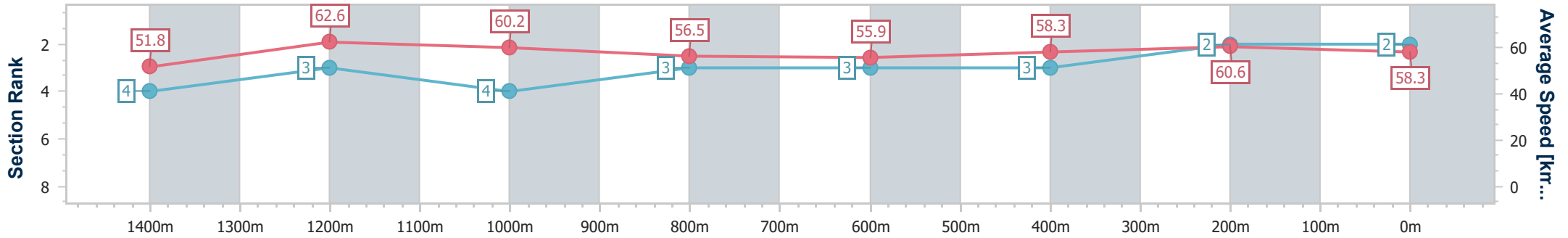
Horse/Jockey Name	Jungle Jet
Final Rank	2
Fastest Section Time (Section)	0:11.54 (1400m)
Top Speed [km/h] (Section)	65.3 (Overall)
Race State	Finished



Sunshine Coast QLD Professional
 Race 2: Bold Design Kitchens Maiden Plate - 1600m
 25 October 2024 - 18:21
 Track Rating: Soft 5, Weather: Fine, Rail Position: True



Section	Overall	1400m	1200m	1000m	800m	600m	400m	200m
Section Times	1:40.12 [2] (0:13.94)	1:26.18 [4] (0:11.54)	1:14.64 [3] (0:11.99)	1:02.65 [4] (0:12.81)	0:49.84 [3] (0:13.04)	0:36.80 [3] (0:12.53)	0:24.27 [3] (0:11.90)	0:12.37 [2] (0:12.37)
Average Speed [km/h]	51.8	62.6	60.2	56.5	55.9	58.3	60.6	58.3
Top Speed [km/h]	65.3	64.7	62.5	57.7	57.1	59.5	61.5	59.6
Avg. Dist. to Rail [m]	6.3	2.6	2.3	1.8	2.3	2.5	7.2	7.4
Avg. Stride Freq. [Hz]	2.4	2.4	2.4	2.2	2.3	2.3	2.4	2.3
Avg. Stride Length [m]	6.8	7.2	7.1	7.1	6.8	7.0	7.1	7.1



- [] Ranking at each section and finish
- .-.- No data available at this section
- NA No data available



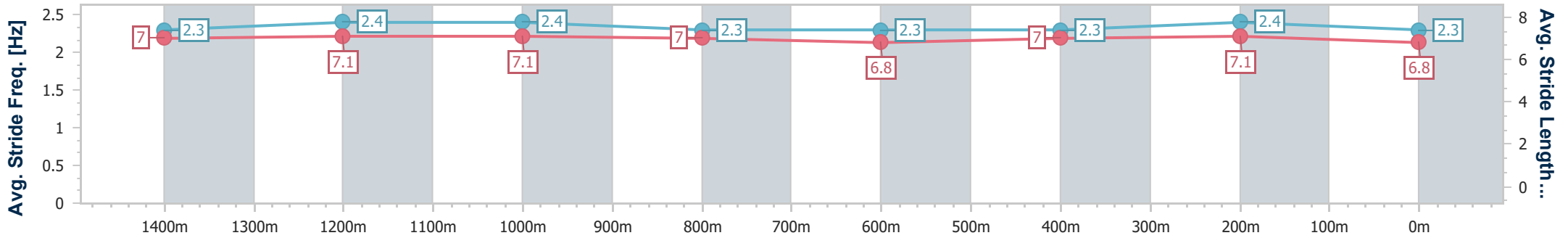
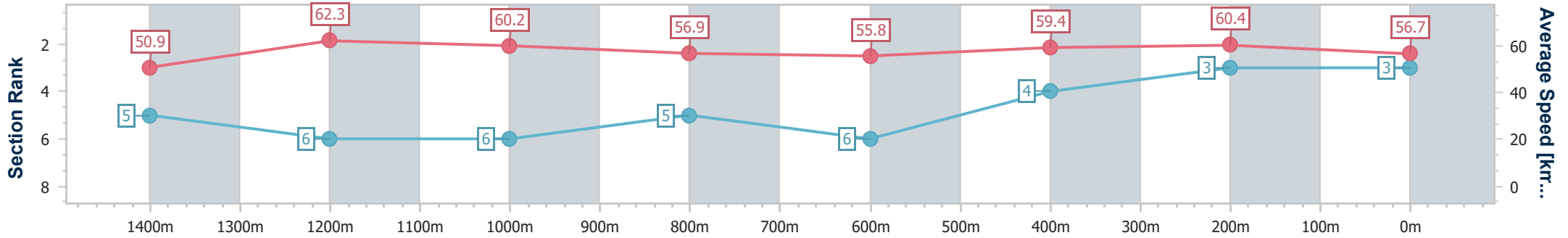
Horse/Jockey Name	Paul Edward
Final Rank	3
Fastest Section Time (Section)	0:11.66 (1400m)
Top Speed [km/h] (Section)	64.5 (1400m)
Race State	Finished



Sunshine Coast QLD Professional
 Race 2: Bold Design Kitchens Maiden Plate - 1600m
 25 October 2024 - 18:21
 Track Rating: Soft 5, Weather: Fine, Rail Position: True



Section	Overall	1400m	1200m	1000m	800m	600m	400m	200m
Section Times	1:40.60 [3] (0:14.16)	1:26.44 [5] (0:11.66)	1:14.78 [6] (0:12.02)	1:02.76 [6] (0:12.74)	0:50.02 [5] (0:13.09)	0:36.93 [6] (0:12.31)	0:24.62 [4] (0:11.91)	0:12.71 [3] (0:12.71)
Average Speed [km/h]	50.9	62.3	60.2	56.9	55.8	59.4	60.4	56.7
Top Speed [km/h]	63.8	64.5	60.9	58.6	57.9	61.1	61.6	59.2
Avg. Dist. to Rail [m]	10.9	4.1	3.5	3.6	2.5	2.2	7.9	9.0
Avg. Stride Freq. [Hz]	2.3	2.4	2.4	2.3	2.3	2.3	2.4	2.3
Avg. Stride Length [m]	7.0	7.1	7.1	7.0	6.8	7.0	7.1	6.8



- [] Ranking at each section and finish
- .-.- No data available at this section
- NA No data available



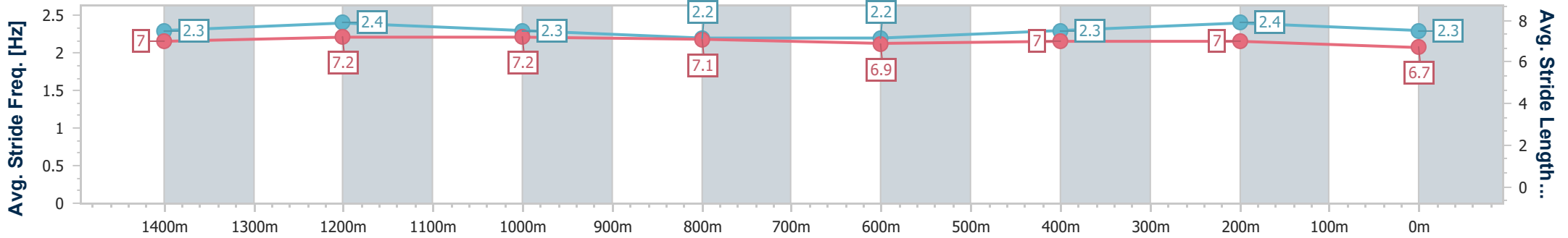
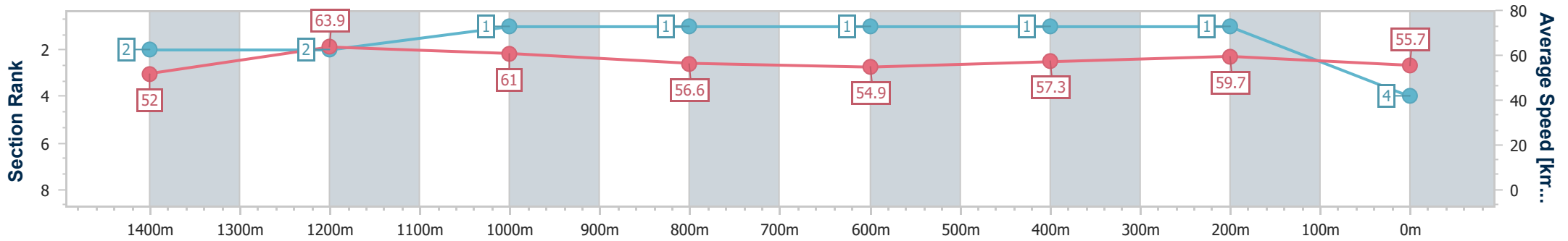
Horse/Jockey Name	Khant Quit
Final Rank	4
Fastest Section Time (Section)	0:11.39 (1400m)
Top Speed [km/h] (Section)	65.6 (Overall)
Race State	Finished



Sunshine Coast QLD Professional
 Race 2: Bold Design Kitchens Maiden Plate - 1600m
 25 October 2024 - 18:21
 Track Rating: Soft 5, Weather: Fine, Rail Position: True



Section	Overall	1400m	1200m	1000m	800m	600m	400m	200m
Section Times	1:40.60 [4] (0:13.85)	1:26.75 [2] (0:11.39)	1:15.36 [2] (0:11.86)	1:03.50 [1] (0:12.75)	0:50.75 [1] (0:13.17)	0:37.58 [1] (0:12.63)	0:24.95 [1] (0:12.05)	0:12.90 [1] (0:12.90)
Average Speed [km/h]	52.0	63.9	61.0	56.6	54.9	57.3	59.7	55.7
Top Speed [km/h]	65.6	65.3	63.2	59.0	56.1	59.4	60.7	58.7
Avg. Dist. to Rail [m]	10.0	5.1	3.2	2.4	1.3	0.4	1.5	3.2
Avg. Stride Freq. [Hz]	2.3	2.4	2.3	2.2	2.2	2.3	2.4	2.3
Avg. Stride Length [m]	7.0	7.2	7.2	7.1	6.9	7.0	7.0	6.7



- [] Ranking at each section and finish
- .-.- No data available at this section
- NA No data available



Horse/Jockey Name	Papal Wars
Final Rank	5
Fastest Section Time (Section)	0:11.58 (1400m)
Top Speed [km/h] (Section)	64.6 (Overall)
Race State	Finished



Sunshine Coast QLD Professional

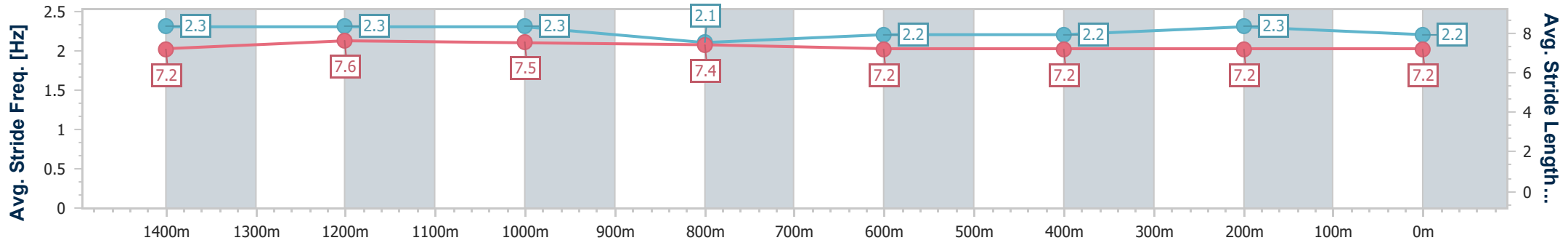
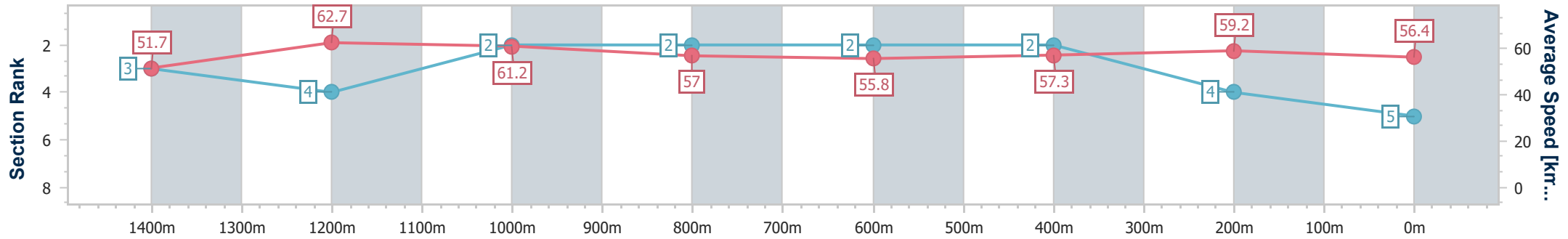
Race 2: Bold Design Kitchens Maiden Plate - 1600m



25 October 2024 - 18:21

Track Rating: Soft 5, Weather: Fine, Rail Position: True

Section	Overall	1400m	1200m	1000m	800m	600m	400m	200m
Section Times	1:40.70 [5] (0:13.94)	1:26.76 [3] (0:11.58)	1:15.18 [4] (0:11.83)	1:03.35 [2] (0:12.72)	0:50.63 [2] (0:13.07)	0:37.56 [2] (0:12.61)	0:24.95 [2] (0:12.19)	0:12.76 [4] (0:12.76)
Average Speed [km/h]	51.7	62.7	61.2	57.0	55.8	57.3	59.2	56.4
Top Speed [km/h]	64.6	63.8	63.3	58.2	56.5	59.0	59.8	58.5
Avg. Dist. to Rail [m]	7.8	3.9	3.5	3.2	2.2	1.1	5.8	7.5
Avg. Stride Freq. [Hz]	2.3	2.3	2.3	2.1	2.2	2.2	2.3	2.2
Avg. Stride Length [m]	7.2	7.6	7.5	7.4	7.2	7.2	7.2	7.2



- [] Ranking at each section and finish
- .-.- No data available at this section
- NA No data available



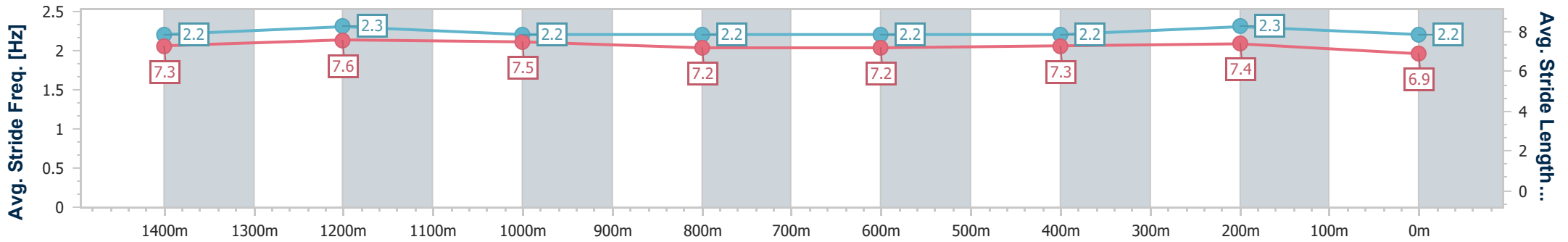
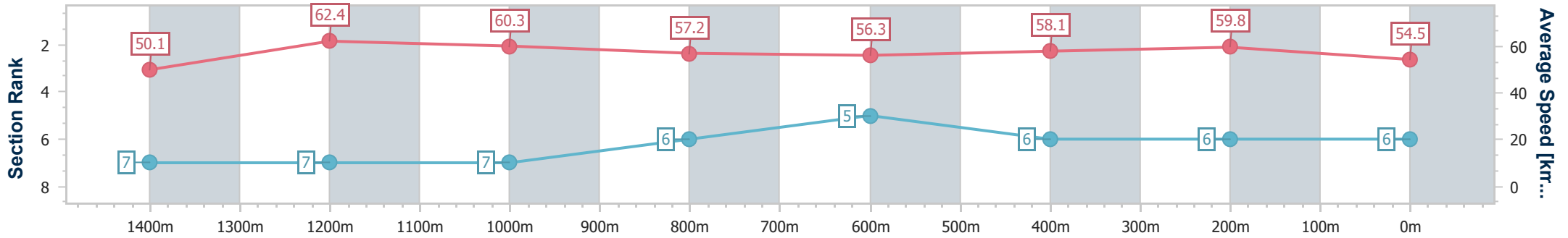
Horse/Jockey Name	Advertise
Final Rank	6
Fastest Section Time (Section)	0:11.60 (1400m)
Top Speed [km/h] (Section)	63.8 (Overall)
Race State	Finished



Sunshine Coast QLD Professional
 Race 2: Bold Design Kitchens Maiden Plate - 1600m
 25 October 2024 - 18:21
 Track Rating: Soft 5, Weather: Fine, Rail Position: True



Section	Overall	1400m	1200m	1000m	800m	600m	400m	200m
Section Times	1:41.53 [6] (0:14.37)	1:27.16 [7] (0:11.60)	1:15.56 [7] (0:11.98)	1:03.58 [7] (0:12.67)	0:50.91 [6] (0:13.05)	0:37.86 [5] (0:12.60)	0:25.26 [6] (0:12.08)	0:13.18 [6] (0:13.18)
Average Speed [km/h]	50.1	62.4	60.3	57.2	56.3	58.1	59.8	54.5
Top Speed [km/h]	63.8	63.4	61.9	58.6	58.4	60.1	61.1	57.5
Avg. Dist. to Rail [m]	7.4	3.1	2.9	2.5	3.5	3.1	9.5	11.1
Avg. Stride Freq. [Hz]	2.2	2.3	2.2	2.2	2.2	2.2	2.3	2.2
Avg. Stride Length [m]	7.3	7.6	7.5	7.2	7.2	7.3	7.4	6.9



- [] Ranking at each section and finish
- .-.- No data available at this section
- NA No data available



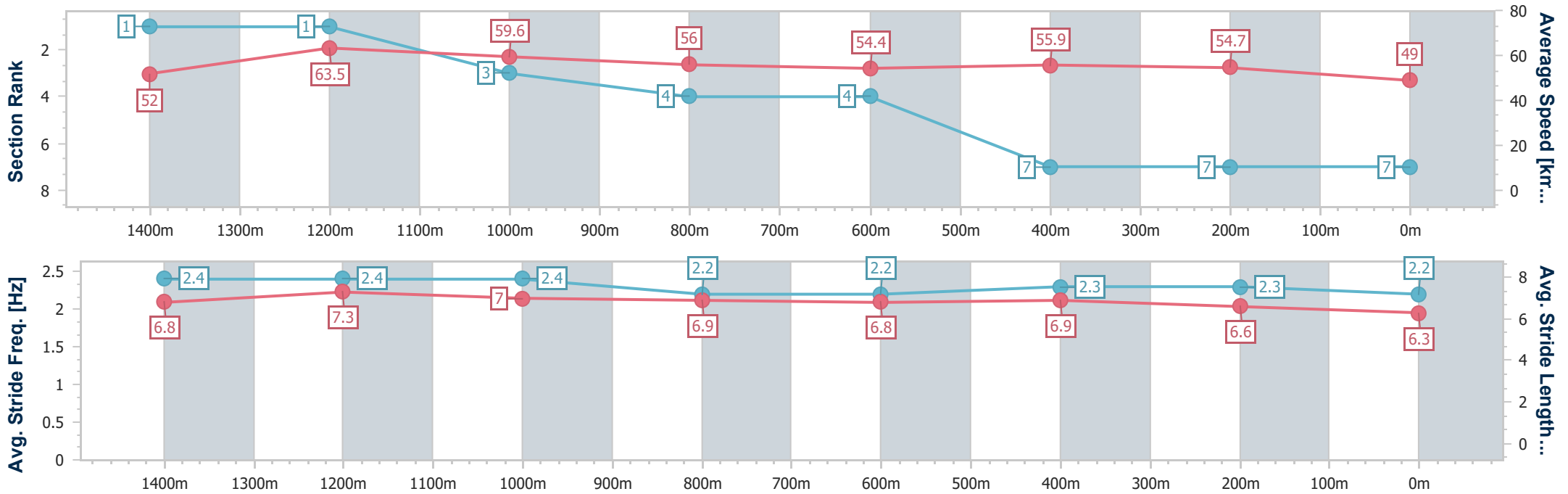
Horse/Jockey Name	Lord Eddy
Final Rank	7
Fastest Section Time (Section)	0:11.42 (1400m)
Top Speed [km/h] (Section)	66.1 (Overall)
Race State	Finished



Sunshine Coast QLD Professional
 Race 2: Bold Design Kitchens Maiden Plate - 1600m
 25 October 2024 - 18:21
 Track Rating: Soft 5, Weather: Fine, Rail Position: True



Section	Overall	1400m	1200m	1000m	800m	600m	400m	200m
Section Times	1:44.10 [7] (0:13.82)	1:30.28 [1] (0:11.42)	1:18.86 [1] (0:12.13)	1:06.73 [3] (0:12.91)	0:53.82 [4] (0:13.23)	0:40.59 [4] (0:12.76)	0:27.83 [7] (0:13.15)	0:14.68 [7] (0:14.68)
Average Speed [km/h]	52.0	63.5	59.6	56.0	54.4	55.9	54.7	49.0
Top Speed [km/h]	66.1	65.7	61.9	57.9	55.8	56.1	55.9	52.6
Avg. Dist. to Rail [m]	4.6	2.7	3.2	2.7	1.0	1.7	1.0	3.4
Avg. Stride Freq. [Hz]	2.4	2.4	2.4	2.2	2.2	2.3	2.3	2.2
Avg. Stride Length [m]	6.8	7.3	7.0	6.9	6.8	6.9	6.6	6.3



- [] Ranking at each section and finish
- .-.- No data available at this section
- NA No data available



Sunshine Coast QLD Professional

Race 3: The Branding Office QTIS Three-Years-Old Maiden Handicap - 1000m



25 October 2024 - 18:55

Track Rating: Soft 5, Weather: Fine, Rail Position: True

Section		Field Times										Last 600m	
		Overall	800m	600m	400m	200m						0:35.22	
		0:59.48 (0:13.19)	0:46.29 (0:11.07)	0:35.22 (0:11.54)	0:23.68 (0:11.70)	0:11.98 (0:11.98)							
Rank	TAB	Horse/Jockey	Barrier	Top Speed [km/h]	Fastest Section	Margin							Distance Travelled [m]
1	14	MISS MONEYPENNY Ron Stewart	2	66.9 800m	0:11.02 800m	0:59.48 [1] (0:13.88)	0:45.60 [7] (0:11.02)	0:34.58 [8] (0:11.31)	0:23.27 [6] (0:11.32)	0:11.95 [2] (0:11.95)	0:59.48	0:34.58	
2	15	SHEDRIVESABENTLEY Angela Jones	8	67.8 800m	0:10.97 800m	0:59.68 [2] (0:14.03)	0:45.65 [9] (0:10.97)	0:34.68 [9] (0:11.55)	0:23.13 [9] (0:11.33)	0:11.80 [10] (0:11.80)	1L	0:34.68	+3
3	8	SKORPIOS ISLE Jake Bayliss	9	67.6 Overall	0:11.05 800m	0:59.73 [3] (0:13.69)	0:46.04 [5] (0:11.05)	0:34.99 [5] (0:11.45)	0:23.54 [4] (0:11.38)	0:12.16 [4] (0:12.16)	1.2L	0:34.99	+5
4	5	MONFARETTO Morgan Butler	18	68.1 800m	0:10.89 800m	0:59.79 [4] (0:13.97)	0:45.82 [8] (0:10.89)	0:34.93 [7] (0:11.42)	0:23.51 [7] (0:11.39)	0:12.12 [6] (0:12.12)	1.4L	0:34.93	+8
5	13	MISS MERCY Cody Collis	4	67.3 800m	0:11.07 800m	0:59.88 [5] (0:13.72)	0:46.16 [6] (0:11.07)	0:35.09 [6] (0:11.56)	0:23.53 [8] (0:11.44)	0:12.09 [8] (0:12.09)	1.8L	0:35.09	+3
6	6	ROCKY REWARD Justin Stanley	7	67.5 800m	0:11.01 800m	1:00.09 [6] (0:14.50)	0:45.59 [11] (0:11.01)	0:34.58 [11] (0:11.31)	0:23.27 [11] (0:11.06)	0:12.21 [9] (0:12.21)	2.8L	0:34.58	+1
7	4	MISHANI HITMAN Georgina Cartwright	6	68.5 800m	0:11.00 800m	1:00.15 [7] (0:13.31)	0:46.84 [2] (0:11.00)	0:35.84 [2] (0:11.75)	0:24.09 [2] (0:11.44)	0:12.65 [1] (0:12.65)	3L	0:35.84	+7
8	12	KOUKLITSA Melea Castle	1	67.8 Overall	0:11.09 800m	1:00.35 [8] (0:13.48)	0:46.87 [3] (0:11.09)	0:35.78 [3] (0:11.64)	0:24.14 [5] (0:11.52)	0:12.62 [7] (0:12.62)	4L	0:35.78	+5
9	10	FULLY SUBSCRIBED Emily Lang	12	68.8 800m	0:11.07 800m	1:00.50 [9] (0:13.19)	0:47.31 [1] (0:11.07)	0:36.24 [1] (0:11.54)	0:24.70 [1] (0:11.74)	0:12.96 [3] (0:12.96)	4.8L	0:36.24	+3
10	11	KEY COMPONENT Dale Smith	3	66.8 800m	0:11.01 800m	1:00.53 [10] (0:14.24)	0:46.29 [10] (0:11.01)	0:35.28 [10] (0:11.52)	0:23.76 [10] (0:11.33)	0:12.43 [11] (0:12.43)	5L	0:35.28	+2

Scratched: Deputize (#24), Chilpur (#22), French Empire (#2), Bold Artic (#1), Irama (#19), Larado (#3), Watertight (#9), Victoire D'amour (#16), Six Of Wands (#7), Tudaya (#17), She's Got Grace (#20), Aperia



Sunshine Coast QLD Professional
Race 3: The Branding Office QTIS Three-Years-Old Maiden Handicap - 1000m
25 October 2024 - 18:55



Track Rating: Soft 5, Weather: Fine, Rail Position: True

Section		Overall	800m	600m	400m	200m	Last 600m	
Field Times		0:59.48 (0:13.19)	0:46.29 (0:11.07)	0:35.22 (0:11.54)	0:23.68 (0:11.70)	0:11.98 (0:11.98)	0:35.22	

Rank	TAB	Horse/Jockey	Barrier	Top Speed [km/h]	Fastest Section	Overall	800m	600m	400m	200m	Margin	Last 600m	Distance Travelled [m]
11	21	HEY CHARDONNAY	5	68.3	0:11.00	1:01.30 [11]	0:47.69 [4]	0:36.69 [4]	0:25.13 [3]	0:13.64 [5]	9.5L	0:36.69	+2
		Samantha Collett		800m	800m	(0:13.61)	(0:11.00)	(0:11.56)	(0:11.49)	(0:13.64)			

Scratched: Deputize (#24), Chilpur (#22), French Empire (#2), Bold Artic (#1), Irama (#19), Larado (#3), Watertight (#9), Victoire D'amour (#16), Six Of Wands (#7), Tudaya (#17), She's Got Grace (#20), Aperia

[] Ranking at each section and finish
 -:-:-:- No data available at this section
 NA No data available

SCN Saddle cloth number
 DNF Did not finish
 DNT Did not track



Horse/Jockey Name	Miss Money Penny
Final Rank	1
Fastest Section Time (Section)	0:11.02 (800m)
Top Speed [km/h] (Section)	66.9 (800m)
Race State	Finished



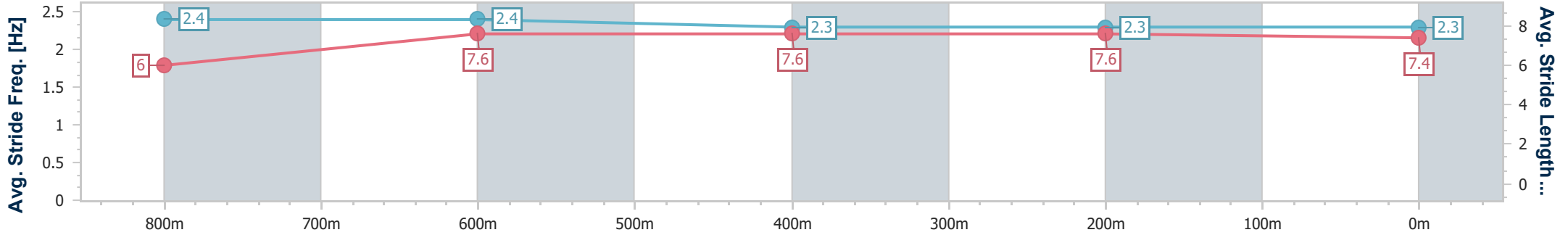
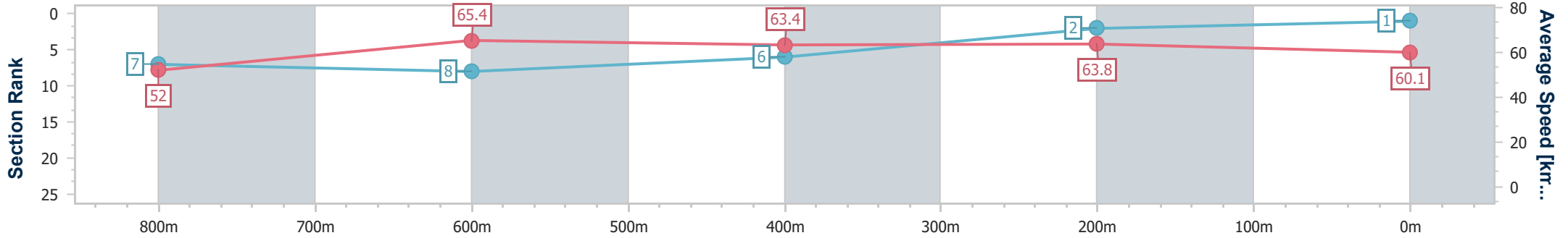
Sunshine Coast QLD Professional
Race 3: The Branding Office QTIS Three-Years-Old Maiden Handicap - 1000m



25 October 2024 - 18:55

Track Rating: Soft 5, Weather: Fine, Rail Position: True

Section	Overall	800m	600m	400m	200m
Section Times	0:59.48 [1] (0:13.88)	0:45.60 [7] (0:11.02)	0:34.58 [8] (0:11.31)	0:23.27 [6] (0:11.32)	0:11.95 [2] (0:11.95)
Average Speed [km/h]	52.0	65.4	63.4	63.8	60.1
Top Speed [km/h]	65.9	66.9	66.0	64.6	62.9
Avg. Dist. to Rail [m]	3.6	1.2	0.6	1.8	3.5
Avg. Stride Freq. [Hz]	2.4	2.4	2.3	2.3	2.3
Avg. Stride Length [m]	6.0	7.6	7.6	7.6	7.4



- [] Ranking at each section and finish
- .-.- No data available at this section
- NA No data available



Horse/Jockey Name	Shedrivesabentley
Final Rank	2
Fastest Section Time (Section)	0:10.97 (800m)
Top Speed [km/h] (Section)	67.8 (800m)
Race State	Finished



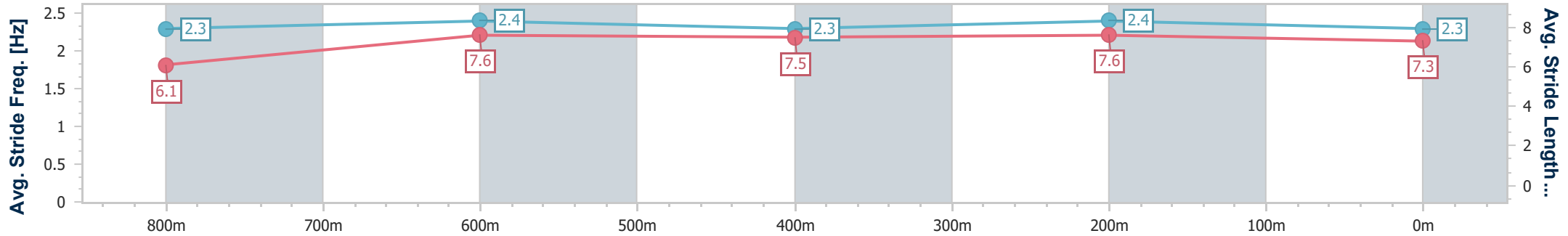
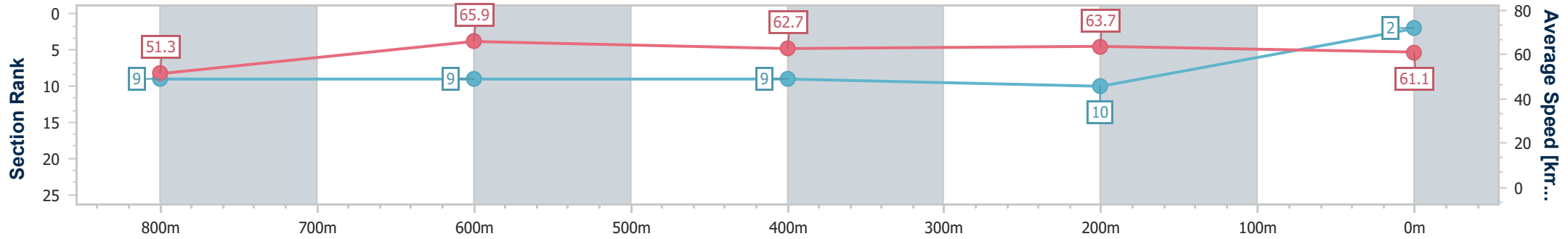
Sunshine Coast QLD Professional
Race 3: The Branding Office QTIS Three-Years-Old Maiden Handicap - 1000m



25 October 2024 - 18:55

Track Rating: Soft 5, Weather: Fine, Rail Position: True

Section	Overall	800m	600m	400m	200m
Section Times	0:59.68 [2] (0:14.03)	0:45.65 [9] (0:10.97)	0:34.68 [9] (0:11.55)	0:23.13 [9] (0:11.33)	0:11.80 [10] (0:11.80)
Average Speed [km/h]	51.3	65.9	62.7	63.7	61.1
Top Speed [km/h]	67.2	67.8	64.4	65.1	63.0
Avg. Dist. to Rail [m]	7.4	2.2	0.6	6.5	10.7
Avg. Stride Freq. [Hz]	2.3	2.4	2.3	2.4	2.3
Avg. Stride Length [m]	6.1	7.6	7.5	7.6	7.3



- [] Ranking at each section and finish
- .-.- No data available at this section
- NA No data available



Horse/Jockey Name	Skorpios Isle
Final Rank	3
Fastest Section Time (Section)	0:11.05 (800m)
Top Speed [km/h] (Section)	67.6 (Overall)
Race State	Finished



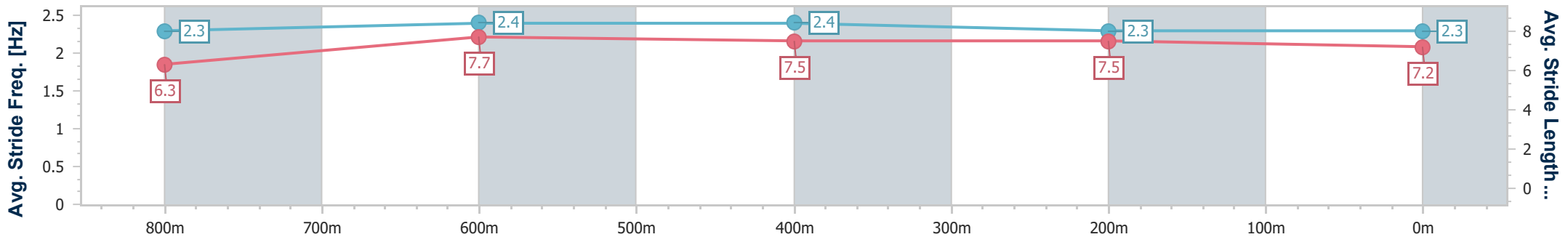
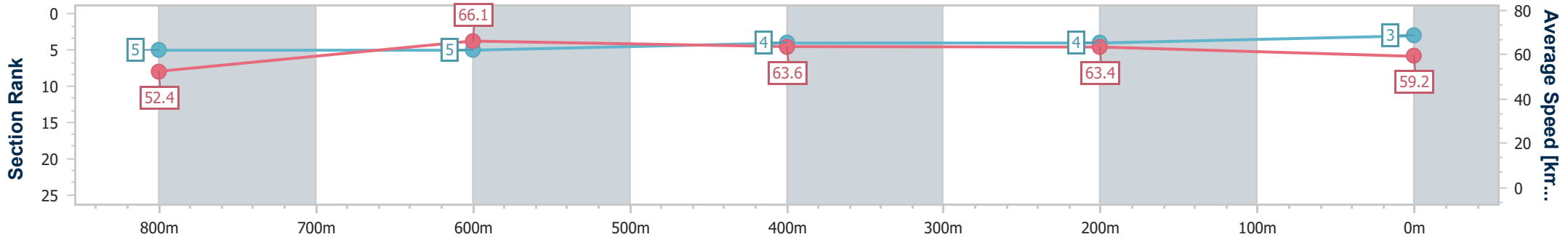
Sunshine Coast QLD Professional
Race 3: The Branding Office QTIS Three-Years-Old Maiden Handicap - 1000m



25 October 2024 - 18:55

Track Rating: Soft 5, Weather: Fine, Rail Position: True

Section	Overall	800m	600m	400m	200m
Section Times	0:59.73 [3] (0:13.69)	0:46.04 [5] (0:11.05)	0:34.99 [5] (0:11.45)	0:23.54 [4] (0:11.38)	0:12.16 [4] (0:12.16)
Average Speed [km/h]	52.4	66.1	63.6	63.4	59.2
Top Speed [km/h]	67.6	67.4	65.1	64.3	62.7
Avg. Dist. to Rail [m]	9.0	3.8	1.6	5.2	7.2
Avg. Stride Freq. [Hz]	2.3	2.4	2.4	2.3	2.3
Avg. Stride Length [m]	6.3	7.7	7.5	7.5	7.2



- [] Ranking at each section and finish
- .-.- No data available at this section
- NA No data available



Horse/Jockey Name	Monfaretto
Final Rank	4
Fastest Section Time (Section)	0:10.89 (800m)
Top Speed [km/h] (Section)	68.1 (800m)
Race State	Finished



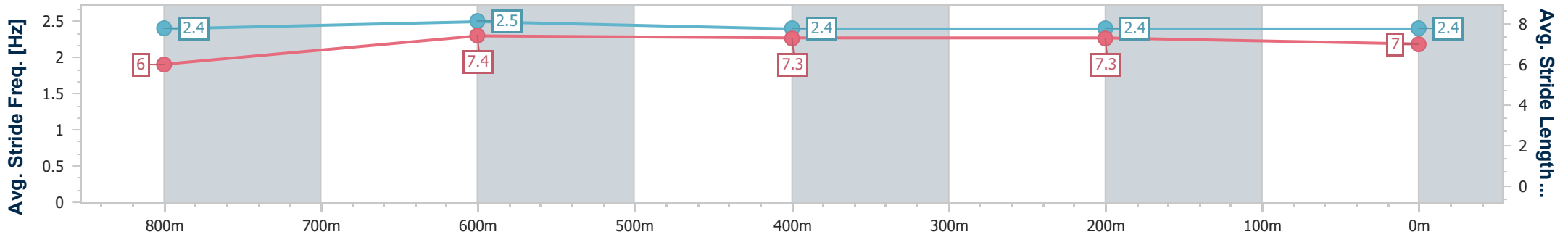
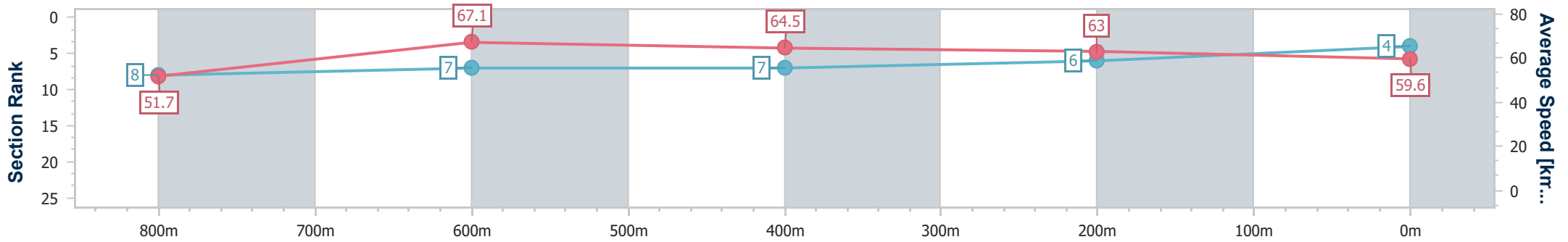
Sunshine Coast QLD Professional
 Race 3: The Branding Office QTIS Three-Years-Old Maiden Handicap - 1000m



25 October 2024 - 18:55

Track Rating: Soft 5, Weather: Fine, Rail Position: True

Section	Overall	800m	600m	400m	200m
Section Times	0:59.79 [4] (0:13.97)	0:45.82 [8] (0:10.89)	0:34.93 [7] (0:11.42)	0:23.51 [7] (0:11.39)	0:12.12 [6] (0:12.12)
Average Speed [km/h]	51.7	67.1	64.5	63.0	59.6
Top Speed [km/h]	68.1	68.1	65.7	64.0	62.8
Avg. Dist. to Rail [m]	10.4	3.9	3.4	9.7	11.0
Avg. Stride Freq. [Hz]	2.4	2.5	2.4	2.4	2.4
Avg. Stride Length [m]	6.0	7.4	7.3	7.3	7.0



- [] Ranking at each section and finish
- .-.- No data available at this section
- NA No data available



Horse/Jockey Name	Miss Mercy
Final Rank	5
Fastest Section Time (Section)	0:11.07 (800m)
Top Speed [km/h] (Section)	67.3 (800m)
Race State	Finished



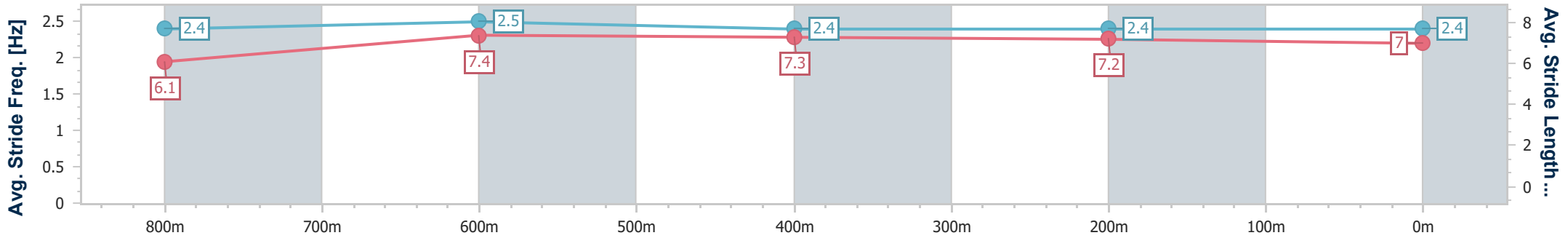
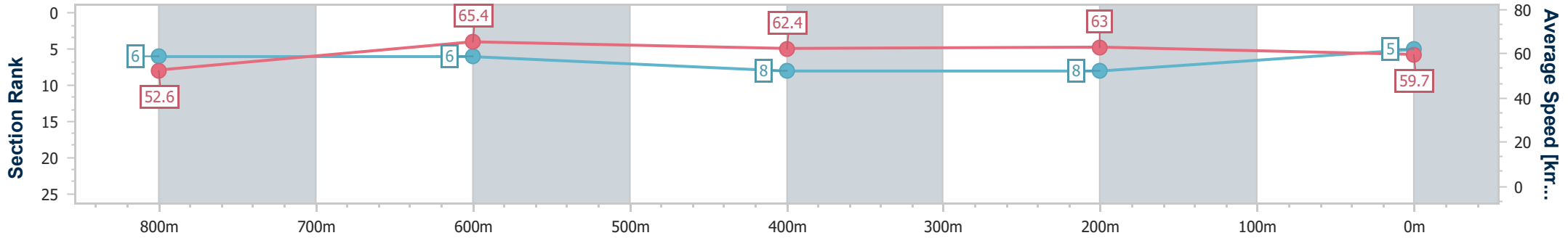
Sunshine Coast QLD Professional
 Race 3: The Branding Office QTIS Three-Years-Old Maiden Handicap - 1000m



25 October 2024 - 18:55

Track Rating: Soft 5, Weather: Fine, Rail Position: True

Section	Overall	800m	600m	400m	200m
Section Times	0:59.88 [5] (0:13.72)	0:46.16 [6] (0:11.07)	0:35.09 [6] (0:11.56)	0:23.53 [8] (0:11.44)	0:12.09 [8] (0:12.09)
Average Speed [km/h]	52.6	65.4	62.4	63.0	59.7
Top Speed [km/h]	66.8	67.3	64.7	64.4	62.5
Avg. Dist. to Rail [m]	5.0	2.0	0.6	5.0	8.1
Avg. Stride Freq. [Hz]	2.4	2.5	2.4	2.4	2.4
Avg. Stride Length [m]	6.1	7.4	7.3	7.2	7.0



- [] Ranking at each section and finish
- .-.- No data available at this section
- NA No data available



Horse/Jockey Name	Rocky Reward
Final Rank	6
Fastest Section Time (Section)	0:11.01 (800m)
Top Speed [km/h] (Section)	67.5 (800m)
Race State	Finished



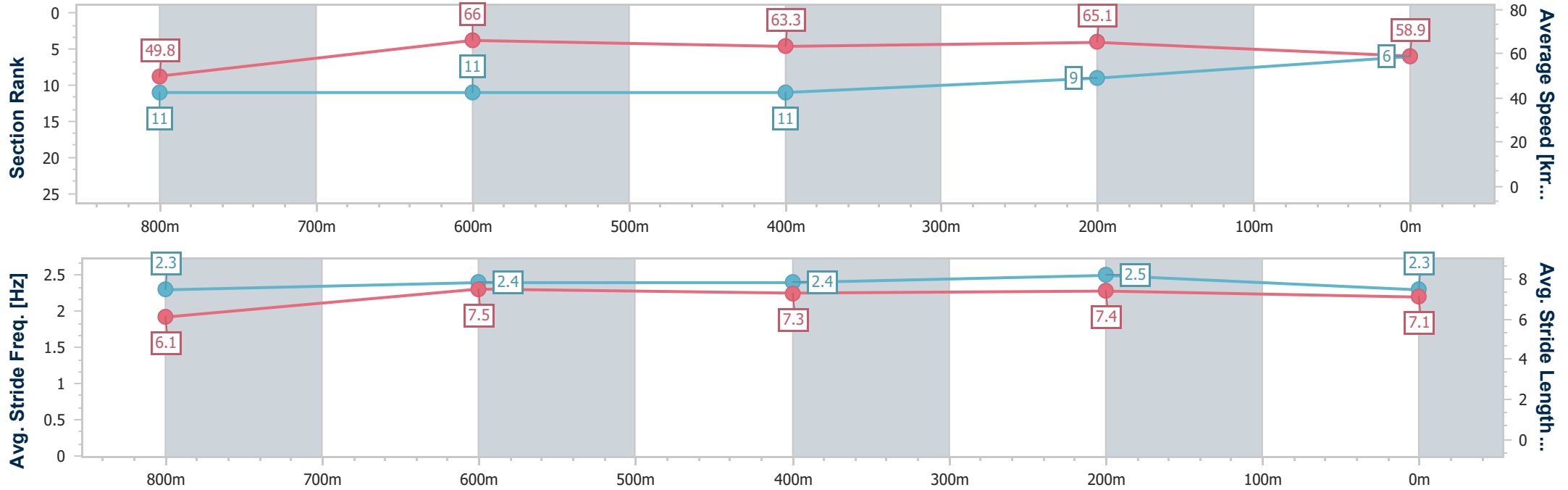
Sunshine Coast QLD Professional
 Race 3: The Branding Office QTIS Three-Years-Old Maiden Handicap - 1000m



25 October 2024 - 18:55

Track Rating: Soft 5, Weather: Fine, Rail Position: True

Section	Overall	800m	600m	400m	200m
Section Times	1:00.09 [6] (0:14.50)	0:45.59 [11] (0:11.01)	0:34.58 [11] (0:11.31)	0:23.27 [11] (0:11.06)	0:12.21 [9] (0:12.21)
Average Speed [km/h]	49.8	66.0	63.3	65.1	58.9
Top Speed [km/h]	65.1	67.5	64.5	66.1	63.2
Avg. Dist. to Rail [m]	7.0	3.4	1.0	1.8	2.1
Avg. Stride Freq. [Hz]	2.3	2.4	2.4	2.5	2.3
Avg. Stride Length [m]	6.1	7.5	7.3	7.4	7.1



- [] Ranking at each section and finish
- .-.- No data available at this section
- NA No data available



Horse/Jockey Name	Mishani Hitman
Final Rank	7
Fastest Section Time (Section)	0:11.00 (800m)
Top Speed [km/h] (Section)	68.5 (800m)
Race State	Finished



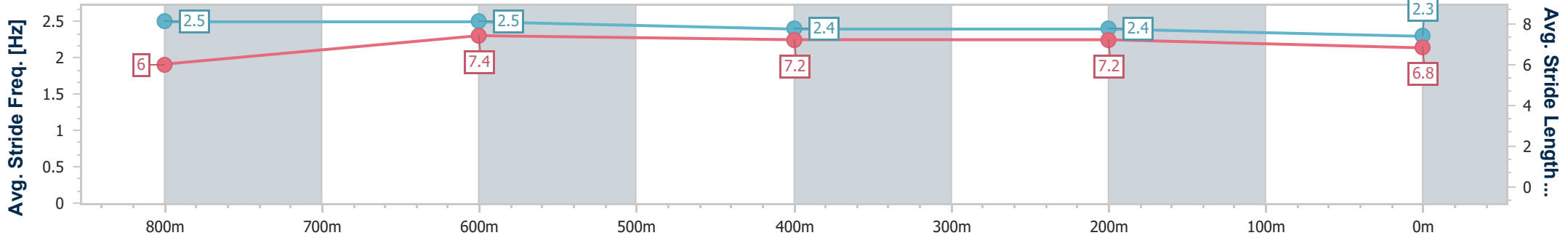
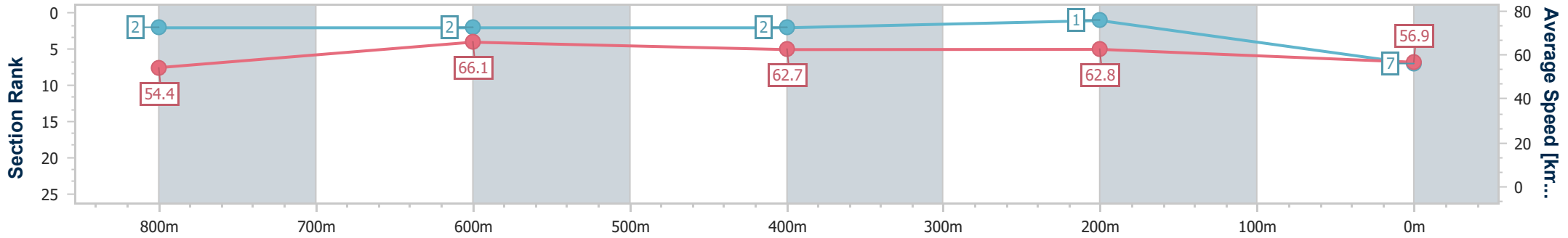
Sunshine Coast QLD Professional
Race 3: The Branding Office QTIS Three-Years-Old Maiden Handicap - 1000m



25 October 2024 - 18:55

Track Rating: Soft 5, Weather: Fine, Rail Position: True

Section	Overall	800m	600m	400m	200m
Section Times	1:00.15 [7] (0:13.31)	0:46.84 [2] (0:11.00)	0:35.84 [2] (0:11.75)	0:24.09 [2] (0:11.44)	0:12.65 [1] (0:12.65)
Average Speed [km/h]	54.4	66.1	62.7	62.8	56.9
Top Speed [km/h]	68.1	68.5	64.1	65.0	60.1
Avg. Dist. to Rail [m]	6.7	3.0	3.4	5.7	5.7
Avg. Stride Freq. [Hz]	2.5	2.5	2.4	2.4	2.3
Avg. Stride Length [m]	6.0	7.4	7.2	7.2	6.8



- [] Ranking at each section and finish
- .-.- No data available at this section
- NA No data available



Horse/Jockey Name	Kouklitsa
Final Rank	8
Fastest Section Time (Section)	0:11.09 (800m)
Top Speed [km/h] (Section)	67.8 (Overall)
Race State	Finished



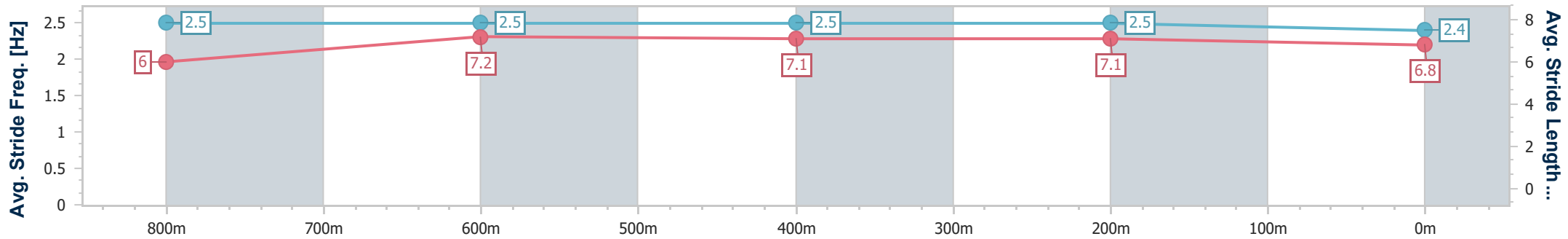
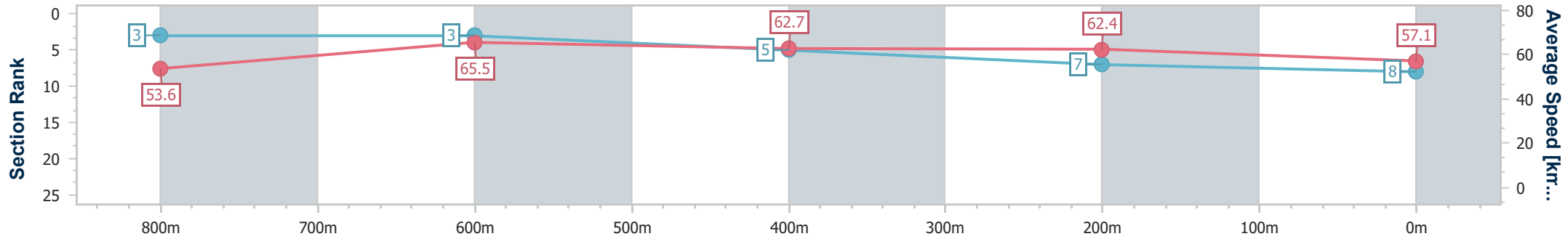
Sunshine Coast QLD Professional
Race 3: The Branding Office QTIS Three-Years-Old Maiden Handicap - 1000m



25 October 2024 - 18:55

Track Rating: Soft 5, Weather: Fine, Rail Position: True

Section	Overall	800m	600m	400m	200m
Section Times	1:00.35 [8] (0:13.48)	0:46.87 [3] (0:11.09)	0:35.78 [3] (0:11.64)	0:24.14 [5] (0:11.52)	0:12.62 [7] (0:12.62)
Average Speed [km/h]	53.6	65.5	62.7	62.4	57.1
Top Speed [km/h]	67.8	67.5	63.7	63.6	60.5
Avg. Dist. to Rail [m]	0.9	2.1	2.3	3.4	1.0
Avg. Stride Freq. [Hz]	2.5	2.5	2.5	2.5	2.4
Avg. Stride Length [m]	6.0	7.2	7.1	7.1	6.8



- [] Ranking at each section and finish
- .-.- No data available at this section
- NA No data available



Horse/Jockey Name	Fully Subscribed
Final Rank	9
Fastest Section Time (Section)	0:11.07 (800m)
Top Speed [km/h] (Section)	68.8 (800m)
Race State	Finished



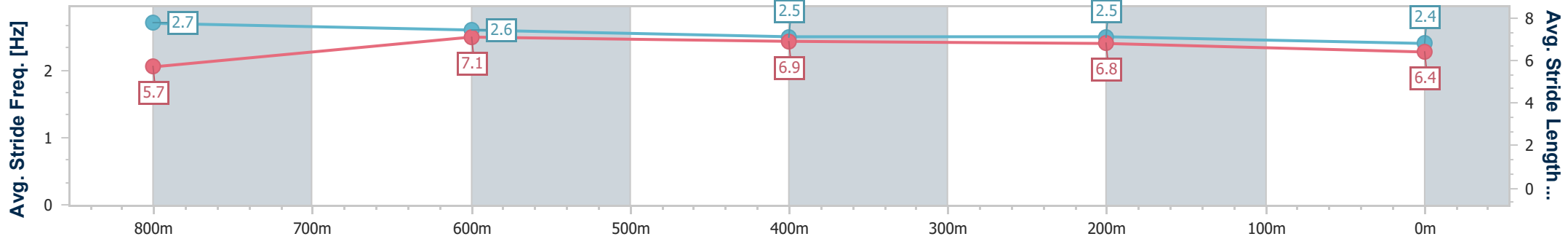
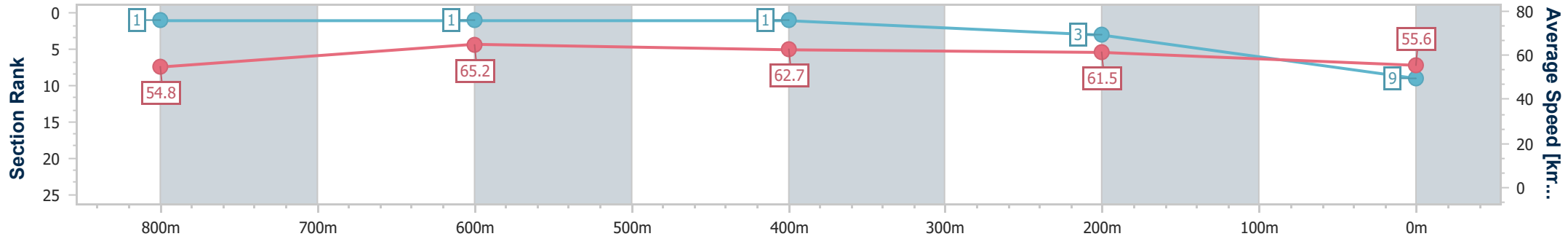
Sunshine Coast QLD Professional
 Race 3: The Branding Office QTIS Three-Years-Old Maiden Handicap - 1000m



25 October 2024 - 18:55

Track Rating: Soft 5, Weather: Fine, Rail Position: True

Section	Overall	800m	600m	400m	200m
Section Times	1:00.50 [9] (0:13.19)	0:47.31 [1] (0:11.07)	0:36.24 [1] (0:11.54)	0:24.70 [1] (0:11.74)	0:12.96 [3] (0:12.96)
Average Speed [km/h]	54.8	65.2	62.7	61.5	55.6
Top Speed [km/h]	68.7	68.8	64.7	63.5	59.2
Avg. Dist. to Rail [m]	9.2	1.6	1.4	4.8	5.4
Avg. Stride Freq. [Hz]	2.7	2.6	2.5	2.5	2.4
Avg. Stride Length [m]	5.7	7.1	6.9	6.8	6.4



- [] Ranking at each section and finish
- .-.- No data available at this section
- NA No data available



Horse/Jockey Name	Key Component
Final Rank	10
Fastest Section Time (Section)	0:11.01 (800m)
Top Speed [km/h] (Section)	66.8 (800m)
Race State	Finished



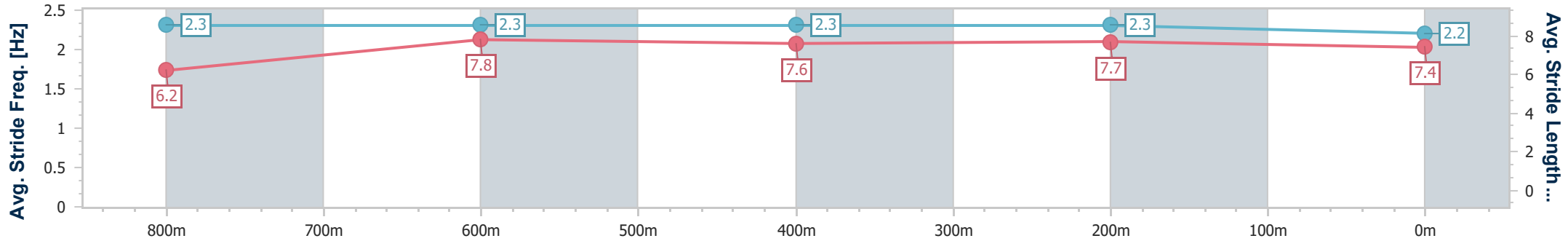
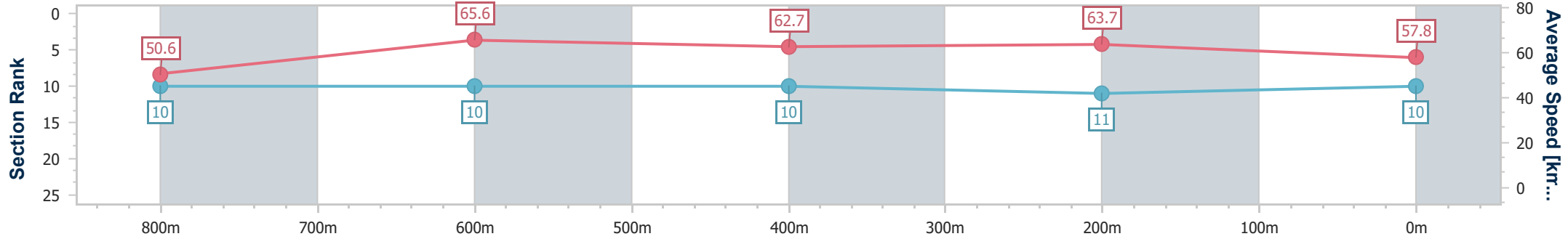
Sunshine Coast QLD Professional
Race 3: The Branding Office QTIS Three-Years-Old Maiden Handicap - 1000m



25 October 2024 - 18:55

Track Rating: Soft 5, Weather: Fine, Rail Position: True

Section	Overall	800m	600m	400m	200m
Section Times	1:00.53 [10] (0:14.24)	0:46.29 [10] (0:11.01)	0:35.28 [10] (0:11.52)	0:23.76 [10] (0:11.33)	0:12.43 [11] (0:12.43)
Average Speed [km/h]	50.6	65.6	62.7	63.7	57.8
Top Speed [km/h]	64.7	66.8	64.7	64.4	61.9
Avg. Dist. to Rail [m]	4.3	1.6	0.9	3.1	5.9
Avg. Stride Freq. [Hz]	2.3	2.3	2.3	2.3	2.2
Avg. Stride Length [m]	6.2	7.8	7.6	7.7	7.4



- [] Ranking at each section and finish
- .-.- No data available at this section
- NA No data available



Horse/Jockey Name	Hey Chardonnay
Final Rank	11
Fastest Section Time (Section)	0:11.00 (800m)
Top Speed [km/h] (Section)	68.3 (800m)
Race State	Finished



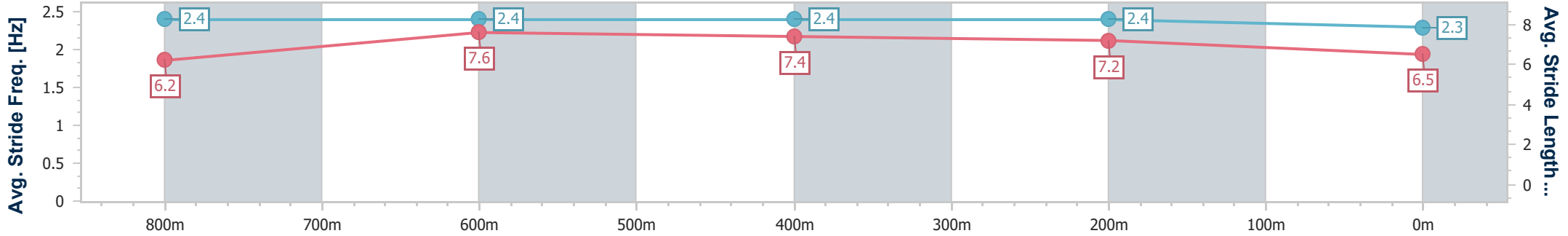
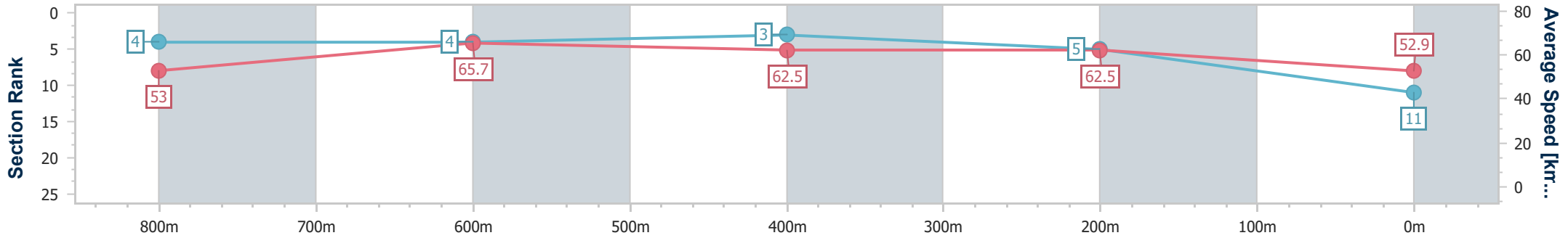
Sunshine Coast QLD Professional
Race 3: The Branding Office QTIS Three-Years-Old Maiden Handicap - 1000m



25 October 2024 - 18:55

Track Rating: Soft 5, Weather: Fine, Rail Position: True

Section	Overall	800m	600m	400m	200m
Section Times	1:01.30 [11] (0:13.61)	0:47.69 [4] (0:11.00)	0:36.69 [4] (0:11.56)	0:25.13 [3] (0:11.49)	0:13.64 [5] (0:13.64)
Average Speed [km/h]	53.0	65.7	62.5	62.5	52.9
Top Speed [km/h]	66.2	68.3	63.8	63.8	60.9
Avg. Dist. to Rail [m]	5.6	1.5	0.7	3.8	6.4
Avg. Stride Freq. [Hz]	2.4	2.4	2.4	2.4	2.3
Avg. Stride Length [m]	6.2	7.6	7.4	7.2	6.5



- [] Ranking at each section and finish
- .-.- No data available at this section
- NA No data available



Sunshine Coast QLD Professional

Race 4: Cotton Tree Meats BM62 Handicap - 1000m



25 October 2024 - 19:25

Track Rating: Soft 5, Weather: Fine, Rail Position: True

Section												Last 600m	
Field Times												0:34.89	
		Overall	800m	600m	400m	200m							
		0:58.84 (0:13.09)	0:45.75 (0:10.86)	0:34.89 (0:11.19)	0:23.70 (0:11.30)	0:12.40 (0:12.40)							
Rank	TAB	Horse/Jockey	Barrier	Top Speed [km/h]	Fastest Section						Margin		Distance Travelled [m]
1	5	THE FIXER Jake Bayliss	6	69.1 800m	0:10.76 800m	0:58.84 [1] (0:13.40)	0:45.44 [3] (0:10.76)	0:34.68 [3] (0:11.23)	0:23.45 [3] (0:11.23)	0:12.22 [2] (0:12.22)	0:58.84	0:34.68	
2	10	PLATINUM LIES Nikita Beriman	4	68.5 800m	0:10.86 800m	0:58.90 [2] (0:13.09)	0:45.81 [1] (0:10.86)	0:34.95 [1] (0:11.19)	0:23.76 [1] (0:11.30)	0:12.46 [1] (0:12.46)	0.3L	0:34.95	-1
3	2	QUADE Emily Lang	2	68.3 800m	0:10.79 800m	0:59.05 [3] (0:13.43)	0:45.62 [4] (0:10.79)	0:34.83 [4] (0:11.20)	0:23.63 [5] (0:11.23)	0:12.40 [3] (0:12.40)	1.1L	0:34.83	-3
4	13	PRETTY LITTLE LASS Sean Cormack	14	69.0 800m	0:10.73 800m	0:59.15 [4] (0:13.89)	0:45.26 [9] (0:10.73)	0:34.53 [9] (0:11.06)	0:23.47 [8] (0:11.25)	0:12.22 [7] (0:12.22)	1.6L	0:34.53	-5
5	4	MR ENCORE Justin Stanley	5	69.8 800m	0:10.87 800m	0:59.29 [5] (0:13.28)	0:46.01 [2] (0:10.87)	0:35.14 [2] (0:11.06)	0:24.08 [2] (0:11.48)	0:12.60 [4] (0:12.60)	2.4L	0:35.14	-5
6	7	BONDED AFFAIR Kyle Wilson-Taylor	12	69.4 800m	0:10.87 800m	0:59.30 [6] (0:13.53)	0:45.77 [6] (0:10.87)	0:34.90 [7] (0:11.15)	0:23.75 [6] (0:11.28)	0:12.47 [5] (0:12.47)	2.5L	0:34.90	+4
7	15	GALLERY MASTER Erin Molloy	1	68.1 800m	0:10.75 800m	0:59.35 [7] (0:13.49)	0:45.86 [5] (0:10.75)	0:35.11 [5] (0:11.15)	0:23.96 [3] (0:11.45)	0:12.51 [6] (0:12.51)	2.7L	0:35.11	-3
8	14	REVITUP CHARLIE Shania Willis	11	68.6 800m	0:10.82 800m	0:59.36 [8] (0:13.57)	0:45.79 [7] (0:10.82)	0:34.97 [6] (0:11.27)	0:23.70 [7] (0:11.27)	0:12.43 [8] (0:12.43)	2.8L	0:34.97	+1
9	8	ASHANKO Jasper Franklin	3	67.7 800m	0:10.94 800m	0:59.68 [9] (0:13.59)	0:46.09 [8] (0:10.94)	0:35.15 [8] (0:11.15)	0:24.00 [9] (0:11.40)	0:12.60 [9] (0:12.60)	4.6L	0:35.15	-5

Scratched: Surreal Ascot (#9), Mio Sorrento (#3), Prince Of Sooview (#6), Scribble (#12), Phantom Spirit (#1), Cosmic Fire (#11)

[] Ranking at each section and finish
 -:-:- No data available at this section
 NA No data available

SCN Saddle cloth number
 DNF Did not finish
 DNT Did not track



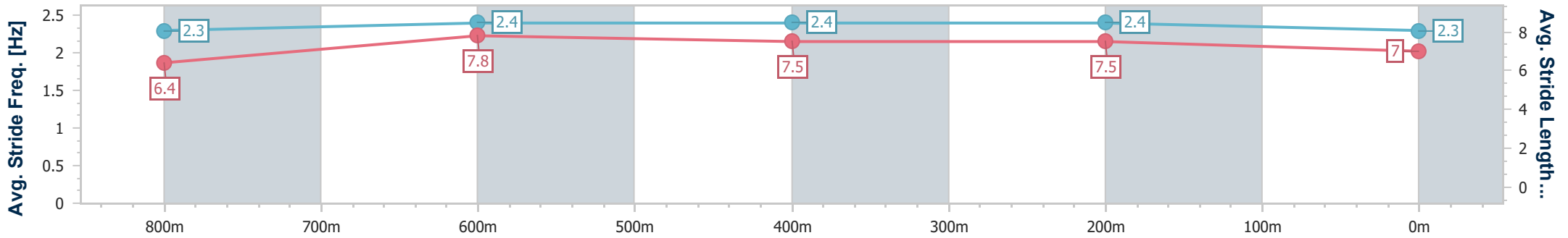
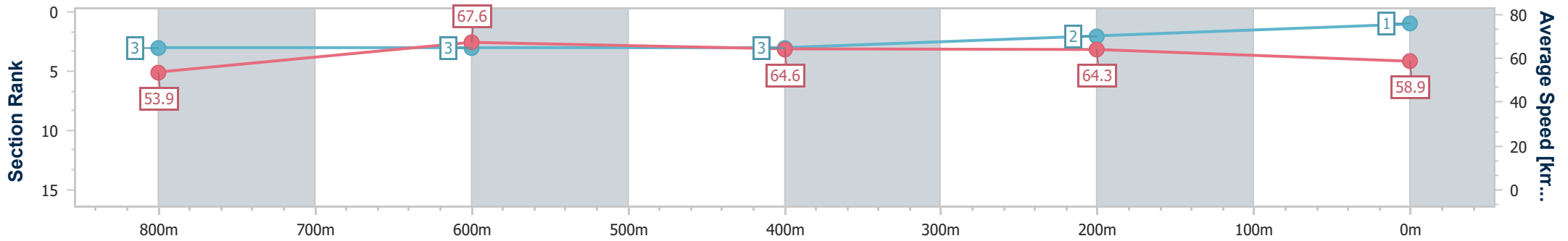
Horse/Jockey Name	The Fixer
Final Rank	1
Fastest Section Time (Section)	0:10.76 (800m)
Top Speed [km/h] (Section)	69.1 (800m)
Race State	Finished



Sunshine Coast QLD Professional
 Race 4: Cotton Tree Meats BM62 Handicap - 1000m
 25 October 2024 - 19:25
 Track Rating: Soft 5, Weather: Fine, Rail Position: True



Section	Overall	800m	600m	400m	200m
Section Times	0:58.84 [1] (0:13.40)	0:45.44 [3] (0:10.76)	0:34.68 [3] (0:11.23)	0:23.45 [3] (0:11.23)	0:12.22 [2] (0:12.22)
Average Speed [km/h]	53.9	67.6	64.6	64.3	58.9
Top Speed [km/h]	67.6	69.1	66.4	65.1	62.3
Avg. Dist. to Rail [m]	6.7	3.4	1.8	5.4	5.6
Avg. Stride Freq. [Hz]	2.3	2.4	2.4	2.4	2.3
Avg. Stride Length [m]	6.4	7.8	7.5	7.5	7.0



- [] Ranking at each section and finish
- .-.- No data available at this section
- NA No data available



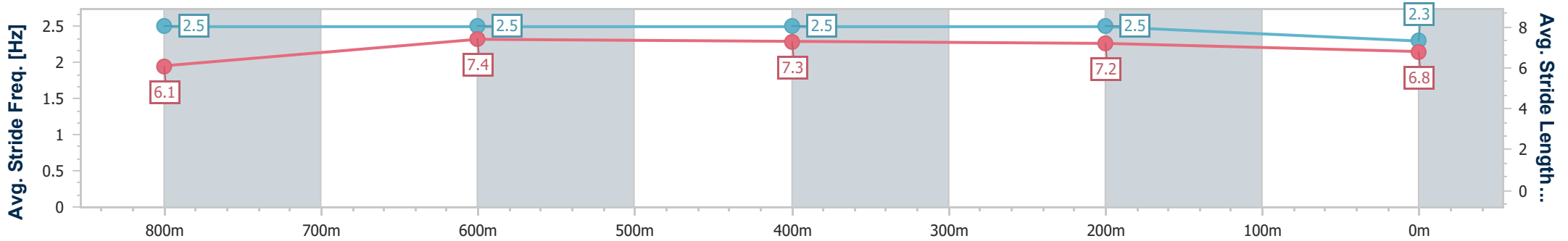
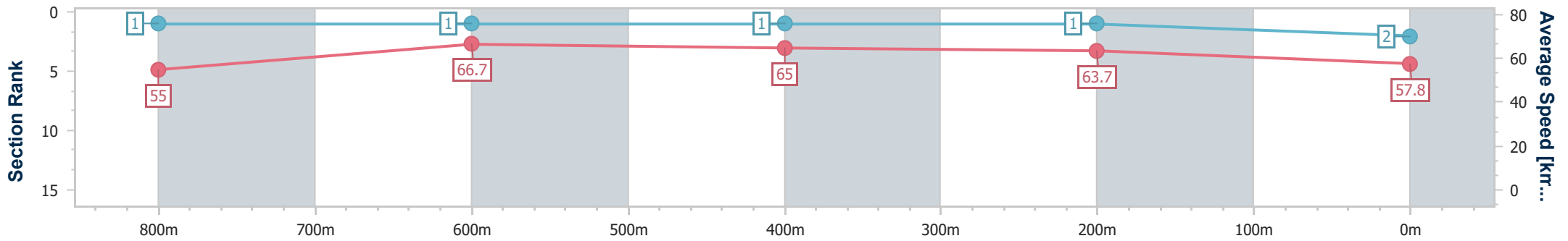
Horse/Jockey Name	Platinum Lies
Final Rank	2
Fastest Section Time (Section)	0:10.86 (800m)
Top Speed [km/h] (Section)	68.5 (800m)
Race State	Finished



Sunshine Coast QLD Professional
 Race 4: Cotton Tree Meats BM62 Handicap - 1000m
 25 October 2024 - 19:25
 Track Rating: Soft 5, Weather: Fine, Rail Position: True



Section	Overall	800m	600m	400m	200m
Section Times	0:58.90 [2] (0:13.09)	0:45.81 [1] (0:10.86)	0:34.95 [1] (0:11.19)	0:23.76 [1] (0:11.30)	0:12.46 [1] (0:12.46)
Average Speed [km/h]	55.0	66.7	65.0	63.7	57.8
Top Speed [km/h]	68.3	68.5	65.4	65.1	61.5
Avg. Dist. to Rail [m]	5.1	2.3	2.0	2.8	4.3
Avg. Stride Freq. [Hz]	2.5	2.5	2.5	2.5	2.3
Avg. Stride Length [m]	6.1	7.4	7.3	7.2	6.8



- [] Ranking at each section and finish
- .-.- No data available at this section
- NA No data available



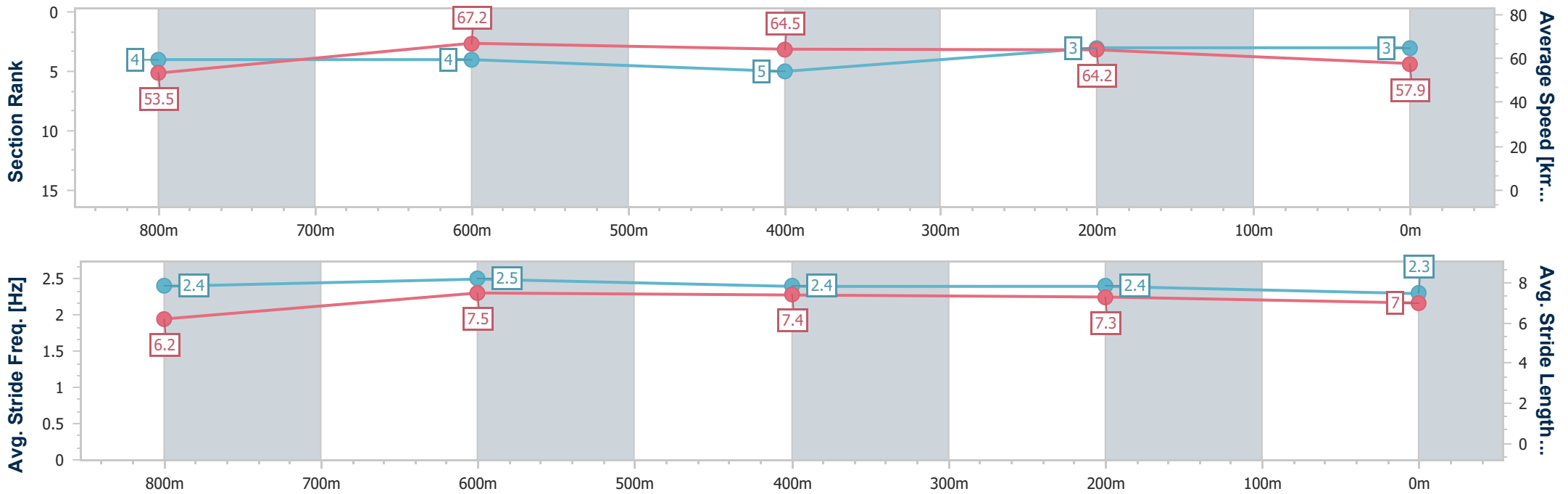
Horse/Jockey Name	Quade
Final Rank	3
Fastest Section Time (Section)	0:10.79 (800m)
Top Speed [km/h] (Section)	68.3 (800m)
Race State	Finished



Sunshine Coast QLD Professional
 Race 4: Cotton Tree Meats BM62 Handicap - 1000m
 25 October 2024 - 19:25
 Track Rating: Soft 5, Weather: Fine, Rail Position: True



Section	Overall	800m	600m	400m	200m
Section Times	0:59.05 [3] (0:13.43)	0:45.62 [4] (0:10.79)	0:34.83 [4] (0:11.20)	0:23.63 [5] (0:11.23)	0:12.40 [3] (0:12.40)
Average Speed [km/h]	53.5	67.2	64.5	64.2	57.9
Top Speed [km/h]	67.6	68.3	66.8	65.4	61.7
Avg. Dist. to Rail [m]	4.7	2.2	0.8	1.7	2.8
Avg. Stride Freq. [Hz]	2.4	2.5	2.4	2.4	2.3
Avg. Stride Length [m]	6.2	7.5	7.4	7.3	7.0



- [] Ranking at each section and finish
- .-.- No data available at this section
- NA No data available



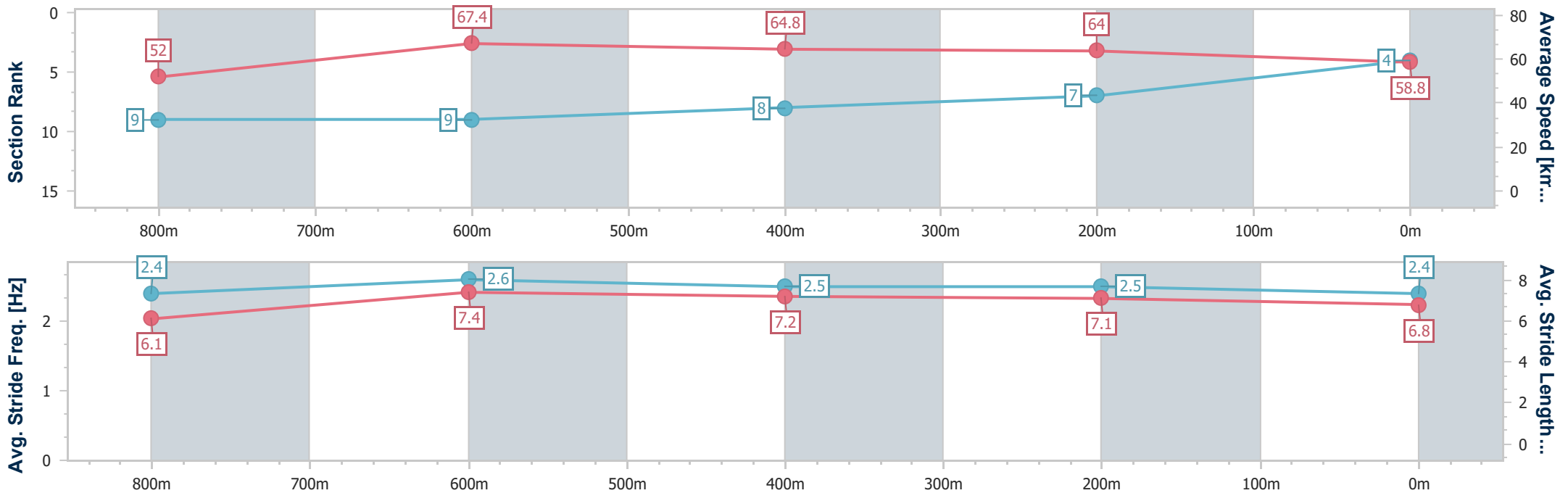
Horse/Jockey Name	Pretty Little Lass
Final Rank	4
Fastest Section Time (Section)	0:10.73 (800m)
Top Speed [km/h] (Section)	69.0 (800m)
Race State	Finished



Sunshine Coast QLD Professional
 Race 4: Cotton Tree Meats BM62 Handicap - 1000m
 25 October 2024 - 19:25
 Track Rating: Soft 5, Weather: Fine, Rail Position: True



Section	Overall	800m	600m	400m	200m
Section Times	0:59.15 [4] (0:13.89)	0:45.26 [9] (0:10.73)	0:34.53 [9] (0:11.06)	0:23.47 [8] (0:11.25)	0:12.22 [7] (0:12.22)
Average Speed [km/h]	52.0	67.4	64.8	64.0	58.8
Top Speed [km/h]	68.6	69.0	66.7	64.7	61.6
Avg. Dist. to Rail [m]	8.3	1.5	1.4	0.7	0.7
Avg. Stride Freq. [Hz]	2.4	2.6	2.5	2.5	2.4
Avg. Stride Length [m]	6.1	7.4	7.2	7.1	6.8



- [] Ranking at each section and finish
- .-.- No data available at this section
- NA No data available



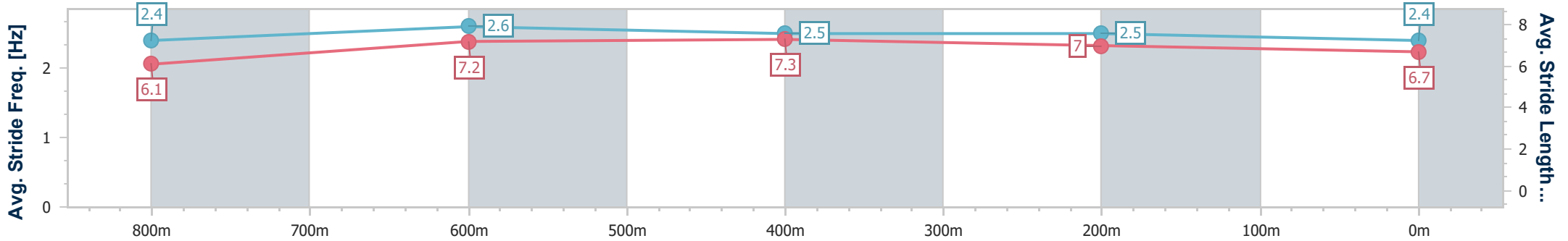
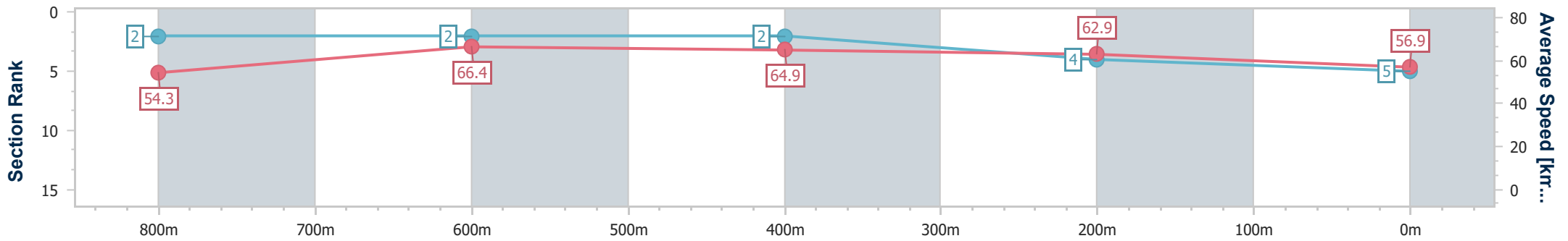
Horse/Jockey Name	Mr Encore
Final Rank	5
Fastest Section Time (Section)	0:10.87 (800m)
Top Speed [km/h] (Section)	69.8 (800m)
Race State	Finished



Sunshine Coast QLD Professional
 Race 4: Cotton Tree Meats BM62 Handicap - 1000m
 25 October 2024 - 19:25
 Track Rating: Soft 5, Weather: Fine, Rail Position: True



Section	Overall	800m	600m	400m	200m
Section Times	0:59.29 [5] (0:13.28)	0:46.01 [2] (0:10.87)	0:35.14 [2] (0:11.06)	0:24.08 [2] (0:11.48)	0:12.60 [4] (0:12.60)
Average Speed [km/h]	54.3	66.4	64.9	62.9	56.9
Top Speed [km/h]	69.4	69.8	65.7	64.9	61.5
Avg. Dist. to Rail [m]	6.1	1.9	0.6	2.6	4.5
Avg. Stride Freq. [Hz]	2.4	2.6	2.5	2.5	2.4
Avg. Stride Length [m]	6.1	7.2	7.3	7.0	6.7



- [] Ranking at each section and finish
- .-.- No data available at this section
- NA No data available



Horse/Jockey Name	Bonded Affair
Final Rank	6
Fastest Section Time (Section)	0:10.87 (800m)
Top Speed [km/h] (Section)	69.4 (800m)
Race State	Finished



Sunshine Coast QLD Professional

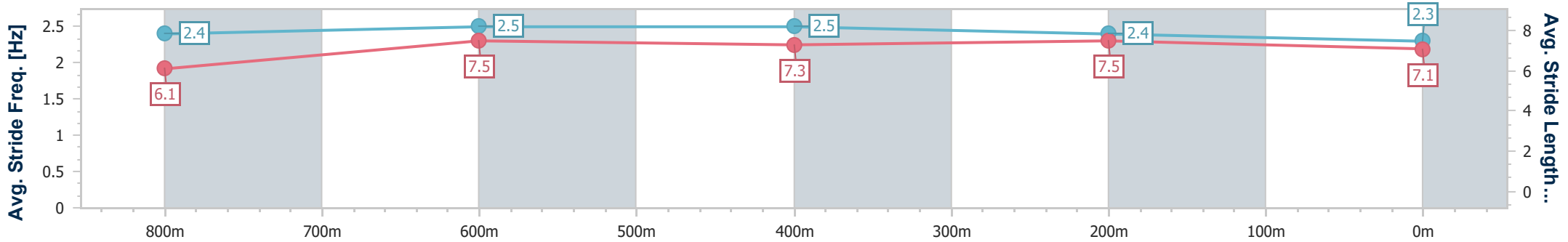
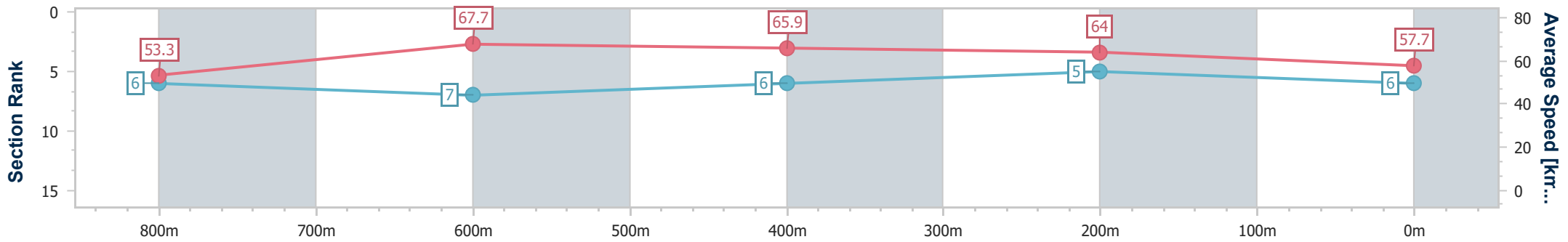
Race 4: Cotton Tree Meats BM62 Handicap - 1000m



25 October 2024 - 19:25

Track Rating: Soft 5, Weather: Fine, Rail Position: True

Section	Overall	800m	600m	400m	200m
Section Times	0:59.30 [6] (0:13.53)	0:45.77 [6] (0:10.87)	0:34.90 [7] (0:11.15)	0:23.75 [6] (0:11.28)	0:12.47 [5] (0:12.47)
Average Speed [km/h]	53.3	67.7	65.9	64.0	57.7
Top Speed [km/h]	69.4	69.4	66.6	65.9	61.1
Avg. Dist. to Rail [m]	8.7	5.2	3.7	5.3	6.6
Avg. Stride Freq. [Hz]	2.4	2.5	2.5	2.4	2.3
Avg. Stride Length [m]	6.1	7.5	7.3	7.5	7.1



- [] Ranking at each section and finish
- .-.- No data available at this section
- NA No data available



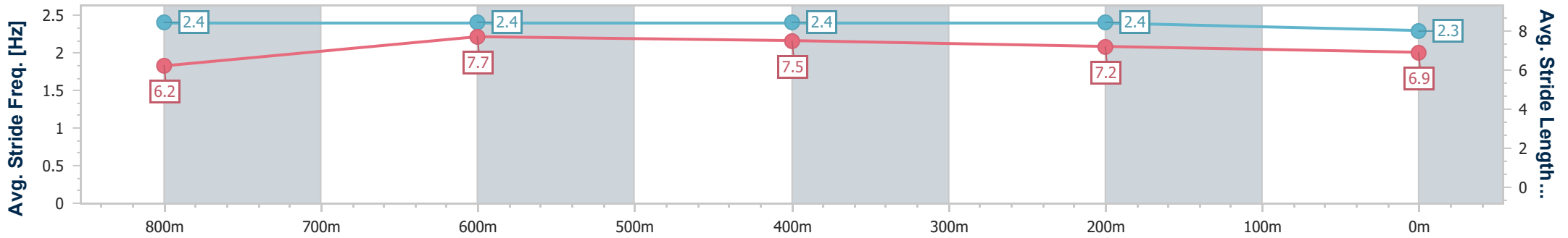
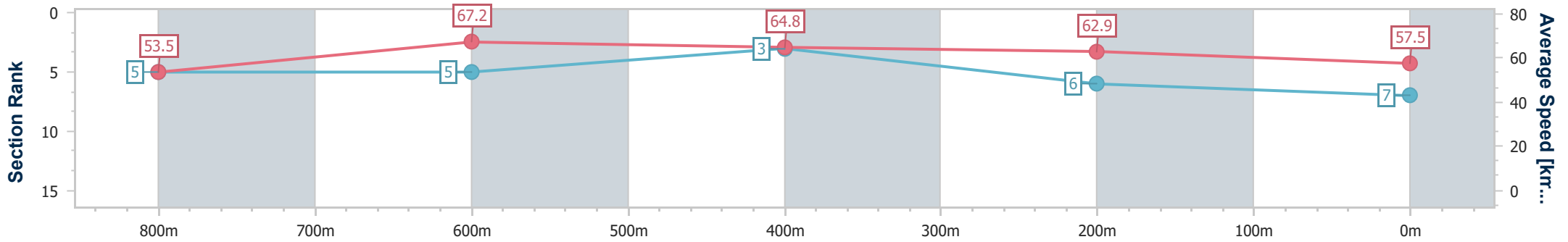
Horse/Jockey Name	Gallery Master
Final Rank	7
Fastest Section Time (Section)	0:10.75 (800m)
Top Speed [km/h] (Section)	68.1 (800m)
Race State	Finished



Sunshine Coast QLD Professional
 Race 4: Cotton Tree Meats BM62 Handicap - 1000m
 25 October 2024 - 19:25
 Track Rating: Soft 5, Weather: Fine, Rail Position: True



Section	Overall	800m	600m	400m	200m
Section Times	0:59.35 [7] (0:13.49)	0:45.86 [5] (0:10.75)	0:35.11 [5] (0:11.15)	0:23.96 [3] (0:11.45)	0:12.51 [6] (0:12.51)
Average Speed [km/h]	53.5	67.2	64.8	62.9	57.5
Top Speed [km/h]	67.2	68.1	66.6	64.2	61.6
Avg. Dist. to Rail [m]	3.2	1.8	0.6	0.5	0.2
Avg. Stride Freq. [Hz]	2.4	2.4	2.4	2.4	2.3
Avg. Stride Length [m]	6.2	7.7	7.5	7.2	6.9



- [] Ranking at each section and finish
- .-.- No data available at this section
- NA No data available



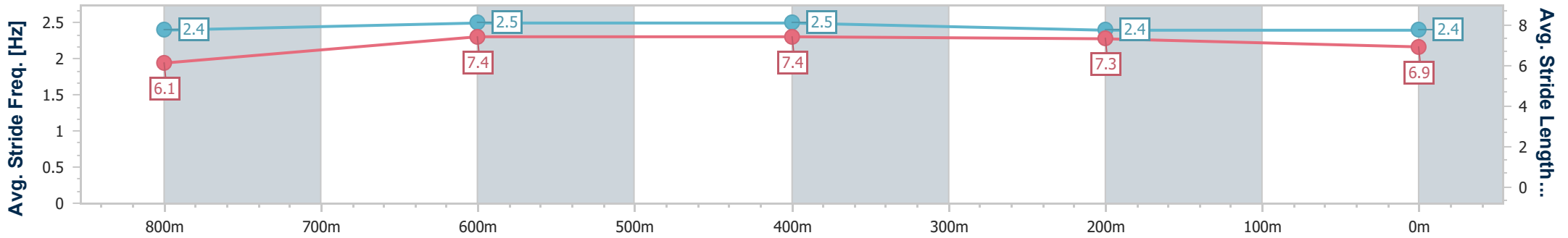
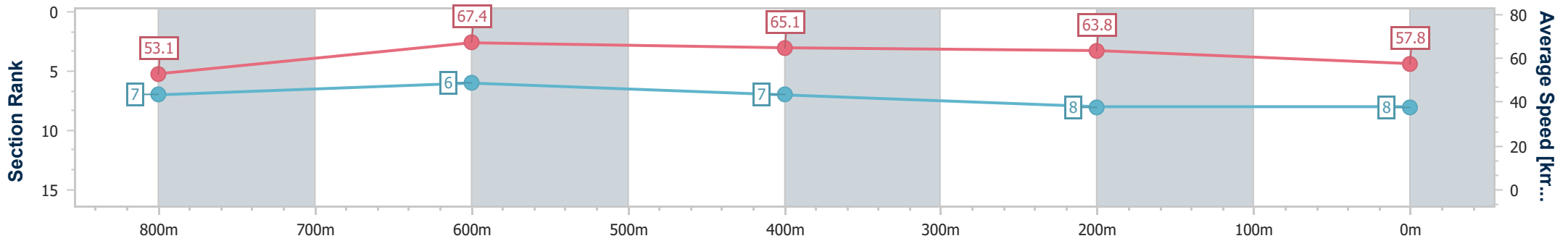
Horse/Jockey Name	Revitup Charlie
Final Rank	8
Fastest Section Time (Section)	0:10.82 (800m)
Top Speed [km/h] (Section)	68.6 (800m)
Race State	Finished



Sunshine Coast QLD Professional
 Race 4: Cotton Tree Meats BM62 Handicap - 1000m
 25 October 2024 - 19:25
 Track Rating: Soft 5, Weather: Fine, Rail Position: True



Section	Overall	800m	600m	400m	200m
Section Times	0:59.36 [8] (0:13.57)	0:45.79 [7] (0:10.82)	0:34.97 [6] (0:11.27)	0:23.70 [7] (0:11.27)	0:12.43 [8] (0:12.43)
Average Speed [km/h]	53.1	67.4	65.1	63.8	57.8
Top Speed [km/h]	67.3	68.6	67.0	65.5	61.6
Avg. Dist. to Rail [m]	7.7	4.1	2.7	5.2	4.8
Avg. Stride Freq. [Hz]	2.4	2.5	2.5	2.4	2.4
Avg. Stride Length [m]	6.1	7.4	7.4	7.3	6.9



- [] Ranking at each section and finish
- .-.- No data available at this section
- NA No data available



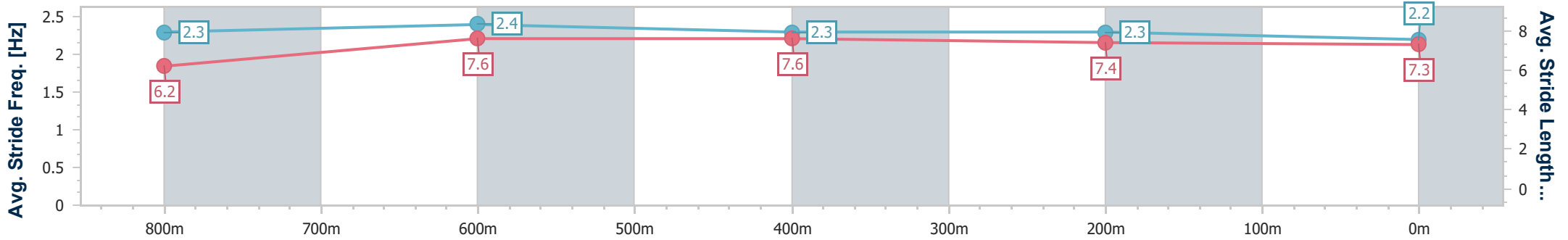
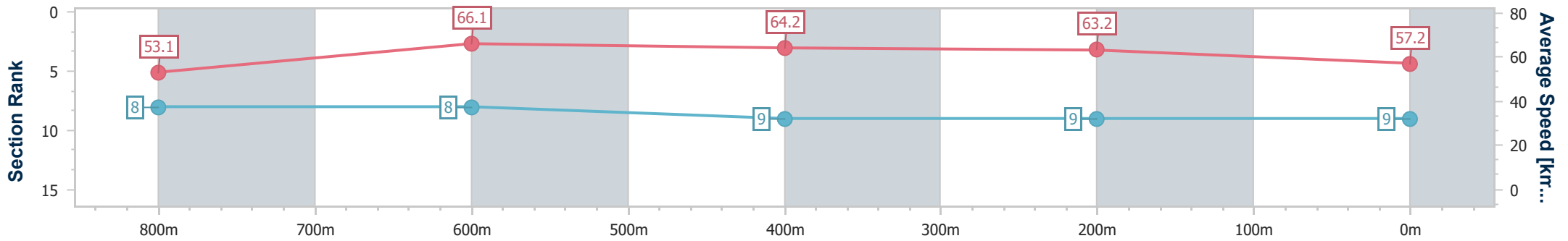
Horse/Jockey Name	Ashanko
Final Rank	9
Fastest Section Time (Section)	0:10.94 (800m)
Top Speed [km/h] (Section)	67.7 (800m)
Race State	Finished



Sunshine Coast QLD Professional
 Race 4: Cotton Tree Meats BM62 Handicap - 1000m
 25 October 2024 - 19:25
 Track Rating: Soft 5, Weather: Fine, Rail Position: True



Section	Overall	800m	600m	400m	200m
Section Times	0:59.68 [9] (0:13.59)	0:46.09 [8] (0:10.94)	0:35.15 [8] (0:11.15)	0:24.00 [9] (0:11.40)	0:12.60 [9] (0:12.60)
Average Speed [km/h]	53.1	66.1	64.2	63.2	57.2
Top Speed [km/h]	66.5	67.7	66.4	65.0	60.9
Avg. Dist. to Rail [m]	5.0	1.9	0.9	0.5	1.6
Avg. Stride Freq. [Hz]	2.3	2.4	2.3	2.3	2.2
Avg. Stride Length [m]	6.2	7.6	7.6	7.4	7.3



- [] Ranking at each section and finish
- .-.- No data available at this section
- NA No data available



Sunshine Coast QLD Professional

Race 5: Customised Car Finance Class 2 Handicap - 1800m



25 October 2024 - 20:00

Track Rating: Soft 5, Weather: Fine, Rail Position: True

Section		Overall	1600m	1400m	1200m	1000m	800m	600m	Last 600m				
Field Times		1:51.61 (0:13.79)	1:37.82 (0:11.16)	1:26.66 (0:11.57)	1:15.09 (0:12.45)	1:02.64 (0:12.68)	0:49.96 (0:12.50)	0:37.46 (0:12.04)	0:37.46				
Rank	TAB Horse/Jockey	Barrier	Top Speed [km/h]	Fastest Section									Distance Travelled [m]
1	8 WANDA'S OUTLAW Ron Stewart	8	65.0 1600m	0:11.55 1600m	1:51.61 [1] (0:14.02)	1:37.59 [5] (0:11.55)	1:26.04 [6] (0:12.08)	1:13.96 [7] (0:12.38)	1:01.58 [7] (0:12.68)	0:48.90 [7] (0:12.34)	0:36.56 [7] (0:11.93)	0:36.56	
2	10 HEREDITARY Angela Jones	6	65.6 1600m	0:11.42 1600m	1:51.67 [2] (0:14.35)	1:37.32 [8] (0:11.42)	1:25.90 [8] (0:11.65)	1:14.25 [6] (0:12.27)	1:01.98 [5] (0:12.70)	0:49.28 [5] (0:12.42)	0:36.86 [5] (0:11.89)	0:36.86	-7
3	5 LEGER CHASE Kyle Wilson-Taylor	11	64.7 1600m	0:11.58 1600m	1:51.72 [3] (0:14.18)	1:37.54 [7] (0:11.58)	1:25.96 [7] (0:12.26)	1:13.70 [9] (0:12.32)	1:01.38 [9] (0:12.69)	0:48.69 [9] (0:12.27)	0:36.42 [9] (0:11.95)	0:36.42	+3
4	3 ACES UP Samantha Collett	10	68.2 Overall	0:11.09 1600m	1:51.77 [4] (0:13.86)	1:37.91 [3] (0:11.09)	1:26.82 [1] (0:11.57)	1:15.25 [1] (0:12.45)	1:02.80 [1] (0:12.68)	0:50.12 [1] (0:12.50)	0:37.62 [1] (0:12.04)	0:37.62	-6
5	4 GOLD PRINCE Robbie Dolan	7	63.8 1600m	0:11.71 1600m	1:51.82 [5] (0:14.72)	1:37.10 [11] (0:11.71)	1:25.39 [11] (0:12.00)	1:13.39 [11] (0:12.17)	1:01.22 [11] (0:12.74)	0:48.48 [11] (0:12.39)	0:36.09 [11] (0:11.81)	0:36.09	-3
6	2 PARIS AFFAIR Sean Cormack	4	65.0 1600m	0:11.36 1600m	1:52.05 [6] (0:14.15)	1:37.90 [6] (0:11.36)	1:26.54 [5] (0:11.84)	1:14.70 [5] (0:12.39)	1:02.31 [6] (0:12.65)	0:49.66 [6] (0:12.42)	0:37.24 [6] (0:11.88)	0:37.24	-3
7	12 THE LOVE OF MARY Mark Du Plessis	5	64.3 1600m	0:11.49 1600m	1:52.27 [7] (0:14.59)	1:37.68 [10] (0:11.49)	1:26.19 [9] (0:11.85)	1:14.34 [8] (0:12.24)	1:02.10 [8] (0:12.63)	0:49.47 [8] (0:12.43)	0:37.04 [8] (0:11.78)	0:37.04	-6
8	7 LISSARO Jason Taylor	12	63.9 1600m	0:11.62 1600m	1:52.34 [8] (0:14.51)	1:37.83 [9] (0:11.62)	1:26.21 [10] (0:12.04)	1:14.17 [10] (0:12.27)	1:01.90 [10] (0:12.63)	0:49.27 [10] (0:12.37)	0:36.90 [10] (0:11.86)	0:36.90	-4
9	11 CASH ARTIST Shania Willis	1	65.5 1600m	0:11.27 1600m	1:52.76 [9] (0:13.95)	1:38.81 [4] (0:11.27)	1:27.54 [4] (0:11.82)	1:15.72 [4] (0:12.37)	1:03.35 [3] (0:12.67)	0:50.68 [3] (0:12.52)	0:38.16 [4] (0:11.99)	0:38.16	-10
10	1 LOYALTY COUNTS Landan Sykes	3	67.3 1600m	0:11.20 1600m	1:53.07 [10] (0:13.79)	1:39.28 [1] (0:11.20)	1:28.08 [2] (0:11.72)	1:16.36 [2] (0:12.50)	1:03.86 [2] (0:12.66)	0:51.20 [2] (0:12.41)	0:38.79 [2] (0:12.17)	0:38.79	-3

Scratched: Wayfarer's Way (#9)

[] Ranking at each section and finish
 -:-:- No data available at this section
 NA No data available

SCN Saddle cloth number
 DNF Did not finish
 DNT Did not track



Sunshine Coast QLD Professional
Race 5: Customised Car Finance Class 2 Handicap - 1800m
25 October 2024 - 20:00



Track Rating: Soft 5, Weather: Fine, Rail Position: True

Section		Overall	1600m	1400m	1200m	1000m	800m	600m	Last 600m				
Field Times		1:51.61 (0:13.79)	1:37.82 (0:11.16)	1:26.66 (0:11.57)	1:15.09 (0:12.45)	1:02.64 (0:12.68)	0:49.96 (0:12.50)	0:37.46 (0:12.04)	0:37.46				
Rank	TAB Horse/Jockey	Barrier	Top Speed [km/h]	Fastest Section					Distance Travelled [m]				
11	6 SILVER PEARL Georgina Cartwright	2	65.7 1600m	0:11.36 1600m	1:53.15 [11] (0:13.83)	1:39.32 [2] (0:11.36)	1:27.96 [3] (0:11.81)	1:16.15 [3] (0:12.44)	1:03.71 [4] (0:12.66)	0:51.05 [4] (0:12.34)	0:38.71 [3] (0:12.09)	0:38.71	-1

Scratched: Wayfarer's Way (#9)

[] Ranking at each section and finish
 -:-:- No data available at this section
 NA No data available

SCN Saddle cloth number
 DNF Did not finish
 DNT Did not track



Sunshine Coast QLD Professional
Race 5: Customised Car Finance Class 2 Handicap - 1800m
25 October 2024 - 20:00



Track Rating: Soft 5, Weather: Fine, Rail Position: True

Section				400m	200m			Last 600m		
Field Times				0:25.42 (0:12.30)	0:13.12 (0:13.12)			0:37.46		
Rank	TAB	Horse/Jockey	Barrier	Top Speed [km/h]	Fastest Section	Margin				Distance Travelled [m]
1	8	WANDA'S OUTLAW Ron Stewart	8	65.0 1600m	0:11.55 1600m	0:24.63 [7] (0:11.93)	0:12.70 [4] (0:12.70)	1:51.61	0:36.56	
2	10	HEREDITARY Angela Jones	6	65.6 1600m	0:11.42 1600m	0:24.97 [6] (0:12.08)	0:12.89 [2] (0:12.89)	0.2L	0:36.86	-7
3	5	LEGER CHASE Kyle Wilson-Taylor	11	64.7 1600m	0:11.58 1600m	0:24.47 [9] (0:11.91)	0:12.56 [7] (0:12.56)	0.4L	0:36.42	+3
4	3	ACES UP Samantha Collett	10	68.2 Overall	0:11.09 1600m	0:25.58 [1] (0:12.30)	0:13.28 [1] (0:13.28)	0.6L	0:37.62	-6
5	4	GOLD PRINCE Robbie Dolan	7	63.8 1600m	0:11.71 1600m	0:24.28 [11] (0:11.91)	0:12.37 [11] (0:12.37)	0.8L	0:36.09	-3
6	2	PARIS AFFAIR Sean Cormack	4	65.0 1600m	0:11.36 1600m	0:25.36 [5] (0:12.20)	0:13.16 [3] (0:13.16)	2.1L	0:37.24	-3
7	12	THE LOVE OF MARY Mark Du Plessis	5	64.3 1600m	0:11.49 1600m	0:25.26 [8] (0:12.17)	0:13.09 [9] (0:13.09)	3.4L	0:37.04	-6
8	7	LISSARO Jason Taylor	12	63.9 1600m	0:11.62 1600m	0:25.04 [10] (0:12.07)	0:12.97 [10] (0:12.97)	3.7L	0:36.90	-4
9	11	CASH ARTIST Shania Willis	1	65.5 1600m	0:11.27 1600m	0:26.17 [4] (0:12.50)	0:13.67 [5] (0:13.67)	6L	0:38.16	-10
10	1	LOYALTY COUNTS Landan Sykes	3	67.3 1600m	0:11.20 1600m	0:26.62 [2] (0:12.72)	0:13.90 [8] (0:13.90)	7.8L	0:38.79	-3

Scratched: Wayfarer's Way (#9)

[] Ranking at each section and finish
 -:-:- No data available at this section
 NA No data available

SCN Saddle cloth number
 DNF Did not finish
 DNT Did not track



Sunshine Coast QLD Professional

Race 5: Customised Car Finance Class 2 Handicap - 1800m



25 October 2024 - 20:00

Track Rating: Soft 5, Weather: Fine, Rail Position: True

Section	400m		200m		Last 600m					
Field Times	0:25.42 (0:12.30)		0:13.12 (0:13.12)		0:37.46					
Rank	TAB	Horse/Jockey	Barrier	Top Speed [km/h]	Fastest Section	Margin	Distance Travelled [m]			
11	6	SILVER PEARL	2	65.7	0:11.36	0:26.62 [3]	0:14.01 [6]	8.1L	0:38.71	-1
		Georgina Cartwright		1600m	1600m	(0:12.61)	(0:14.01)			

Scratched: Wayfarer's Way (#9)

[] Ranking at each section and finish
 -:-:-:- No data available at this section
 NA No data available

SCN Saddle cloth number
 DNF Did not finish
 DNT Did not track



Horse/Jockey Name	Wanda's Outlaw
Final Rank	1
Fastest Section Time (Section)	0:11.55 (1600m)
Top Speed [km/h] (Section)	65.0 (1600m)
Race State	Finished



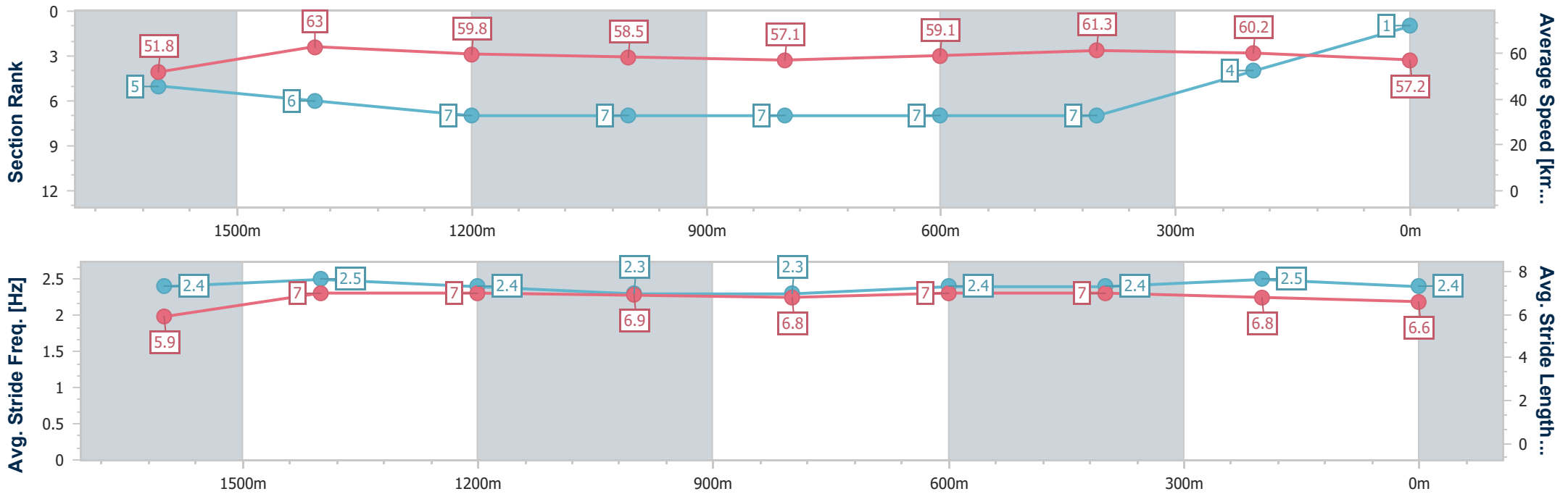
Sunshine Coast QLD Professional
Race 5: Customised Car Finance Class 2 Handicap - 1800m



25 October 2024 - 20:00

Track Rating: Soft 5, Weather: Fine, Rail Position: True

Section	Overall	1600m	1400m	1200m	1000m	800m	600m	400m	200m				
Section Times	1:51.61 [1] (0:14.02)	1:37.59 [5] (0:11.55)	1:26.04 [6] (0:12.08)	1:13.96 [7] (0:12.38)	1:01.58 [7] (0:12.68)	0:48.90 [7] (0:12.34)	0:36.56 [7] (0:11.93)	0:24.63 [7] (0:11.93)	0:12.70 [4] (0:12.70)				
Average Speed [km/h]	51.8	63.0	59.8	58.5	57.1	59.1	61.3	60.2	57.2				
Top Speed [km/h]	64.8	65.0	61.3	60.1	58.1	61.3	62.1	61.1	59.7				
Avg. Dist. to Rail [m]	9.6	2.8	2.9	3.4	3.1	2.3	2.1	5.6	6.7				
Avg. Stride Freq. [Hz]	2.4	2.5	2.4	2.3	2.3	2.4	2.4	2.5	2.4				
Avg. Stride Length [m]	5.9	7.0	7.0	6.9	6.8	7.0	7.0	6.8	6.6				



- [] Ranking at each section and finish
- .-.- No data available at this section
- NA No data available



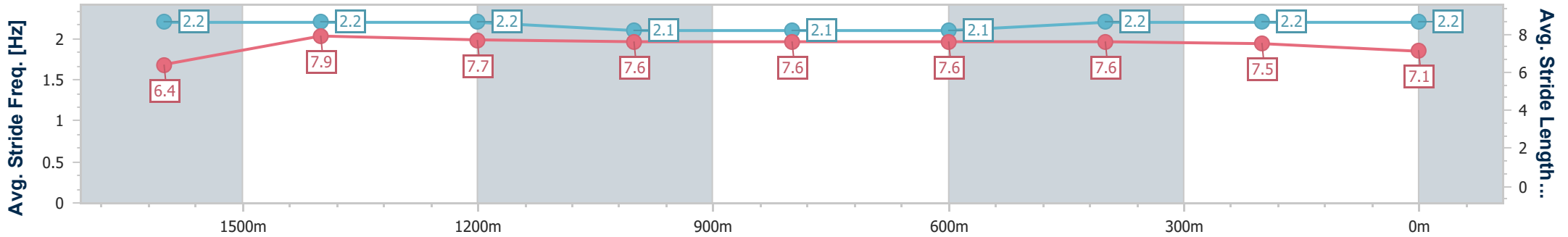
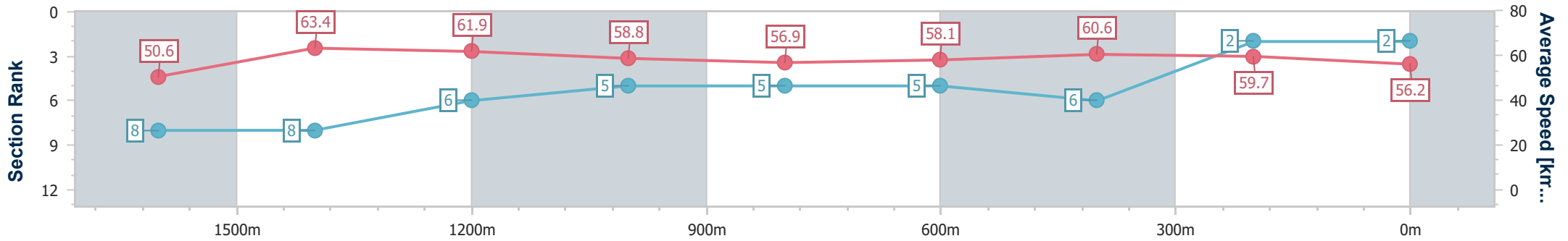
Horse/Jockey Name	Hereditary
Final Rank	2
Fastest Section Time (Section)	0:11.42 (1600m)
Top Speed [km/h] (Section)	65.6 (1600m)
Race State	Finished



Sunshine Coast QLD Professional
 Race 5: Customised Car Finance Class 2 Handicap - 1800m
 25 October 2024 - 20:00
 Track Rating: Soft 5, Weather: Fine, Rail Position: True



Section	Overall	1600m	1400m	1200m	1000m	800m	600m	400m	200m				
Section Times	1:51.67 [2] (0:14.35)	1:37.32 [8] (0:11.42)	1:25.90 [8] (0:11.65)	1:14.25 [6] (0:12.27)	1:01.98 [5] (0:12.70)	0:49.28 [5] (0:12.42)	0:36.86 [5] (0:11.89)	0:24.97 [6] (0:12.08)	0:12.89 [2] (0:12.89)				
Average Speed [km/h]	50.6	63.4	61.9	58.8	56.9	58.1	60.6	59.7	56.2				
Top Speed [km/h]	63.2	65.6	63.9	61.0	57.4	60.4	62.3	60.9	59.2				
Avg. Dist. to Rail [m]	7.5	2.0	1.6	1.7	1.7	0.6	0.6	1.6	3.2				
Avg. Stride Freq. [Hz]	2.2	2.2	2.2	2.1	2.1	2.1	2.2	2.2	2.2				
Avg. Stride Length [m]	6.4	7.9	7.7	7.6	7.6	7.6	7.6	7.5	7.1				



- [] Ranking at each section and finish
- .-.- No data available at this section
- NA No data available



Horse/Jockey Name	Leger Chase
Final Rank	3
Fastest Section Time (Section)	0:11.58 (1600m)
Top Speed [km/h] (Section)	64.7 (1600m)
Race State	Finished



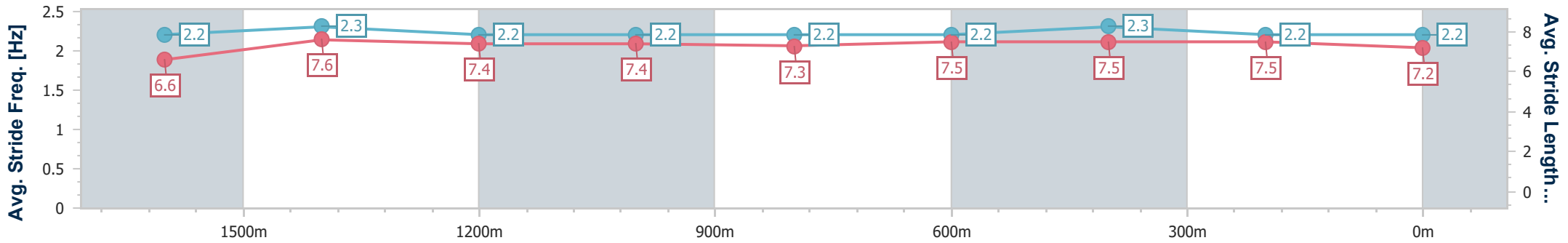
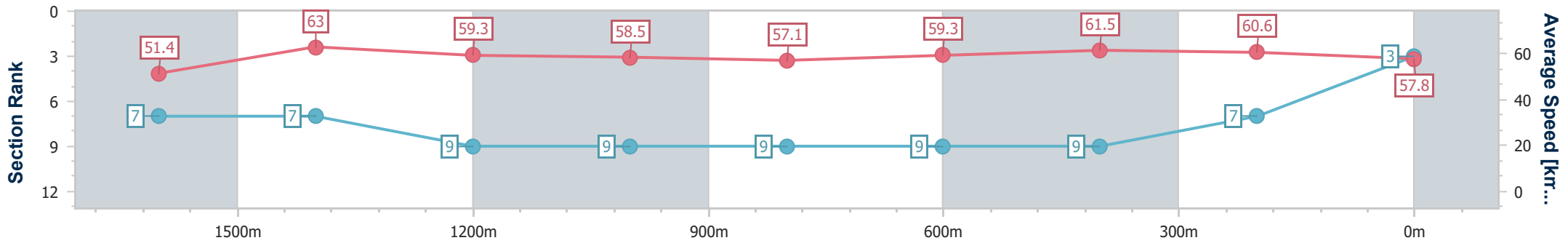
Sunshine Coast QLD Professional
Race 5: Customised Car Finance Class 2 Handicap - 1800m



25 October 2024 - 20:00

Track Rating: Soft 5, Weather: Fine, Rail Position: True

Section	Overall	1600m	1400m	1200m	1000m	800m	600m	400m	200m
Section Times	1:51.72 [3] (0:14.18)	1:37.54 [7] (0:11.58)	1:25.96 [7] (0:12.26)	1:13.70 [9] (0:12.32)	1:01.38 [9] (0:12.69)	0:48.69 [9] (0:12.27)	0:36.42 [9] (0:11.95)	0:24.47 [9] (0:11.91)	0:12.56 [7] (0:12.56)
Average Speed [km/h]	51.4	63.0	59.3	58.5	57.1	59.3	61.5	60.6	57.8
Top Speed [km/h]	64.0	64.7	60.6	60.3	58.3	61.5	62.4	62.0	59.7
Avg. Dist. to Rail [m]	11.8	3.7	3.5	3.4	3.1	1.7	3.7	7.9	7.7
Avg. Stride Freq. [Hz]	2.2	2.3	2.2	2.2	2.2	2.2	2.3	2.2	2.2
Avg. Stride Length [m]	6.6	7.6	7.4	7.4	7.3	7.5	7.5	7.5	7.2



- [] Ranking at each section and finish
- .-.- No data available at this section
- NA No data available



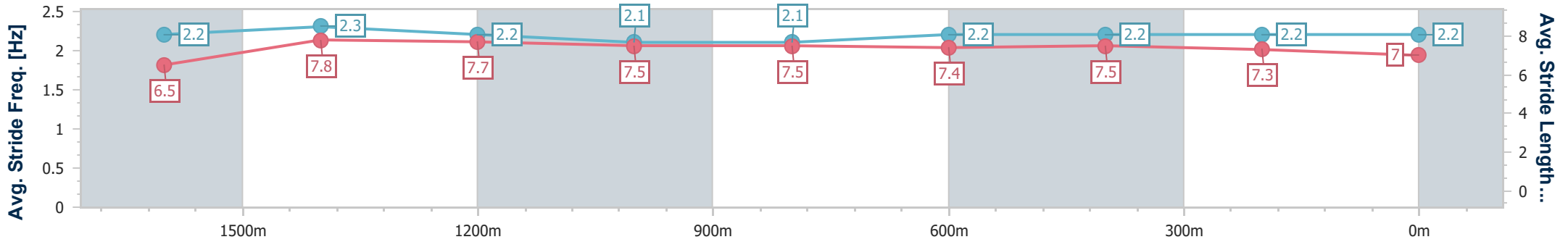
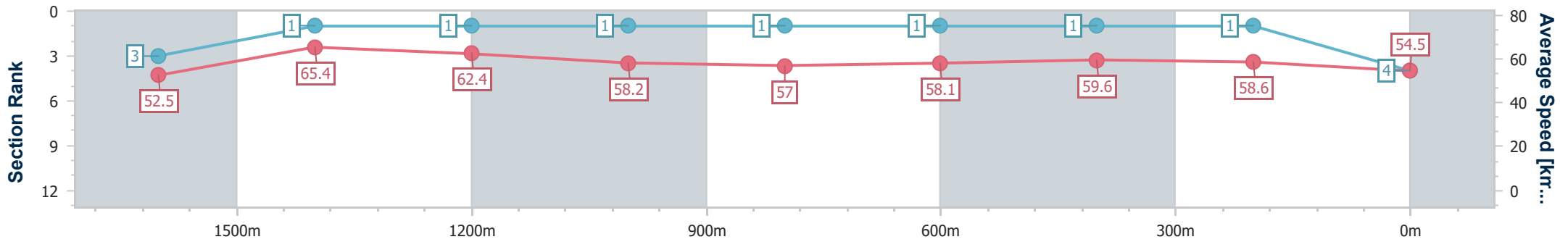
Horse/Jockey Name	Aces Up
Final Rank	4
Fastest Section Time (Section)	0:11.09 (1600m)
Top Speed [km/h] (Section)	68.2 (Overall)
Race State	Finished



Sunshine Coast QLD Professional
 Race 5: Customised Car Finance Class 2 Handicap - 1800m
 25 October 2024 - 20:00
 Track Rating: Soft 5, Weather: Fine, Rail Position: True



Section	Overall	1600m	1400m	1200m	1000m	800m	600m	400m	200m			
Section Times	1:51.77 [4] (0:13.86)	1:37.91 [3] (0:11.09)	1:26.82 [1] (0:11.57)	1:15.25 [1] (0:12.45)	1:02.80 [1] (0:12.68)	0:50.12 [1] (0:12.50)	0:37.62 [1] (0:12.04)	0:25.58 [1] (0:12.30)	0:13.28 [1] (0:13.28)			
Average Speed [km/h]	52.5	65.4	62.4	58.2	57.0	58.1	59.6	58.6	54.5			
Top Speed [km/h]	68.2	67.7	65.8	59.7	57.8	59.7	60.1	60.1	56.7			
Avg. Dist. to Rail [m]	10.6	1.8	2.5	2.7	2.6	1.4	0.9	1.2	0.6			
Avg. Stride Freq. [Hz]	2.2	2.3	2.2	2.1	2.1	2.2	2.2	2.2	2.2			
Avg. Stride Length [m]	6.5	7.8	7.7	7.5	7.5	7.4	7.5	7.3	7.0			



- [] Ranking at each section and finish
- .-.- No data available at this section
- NA No data available



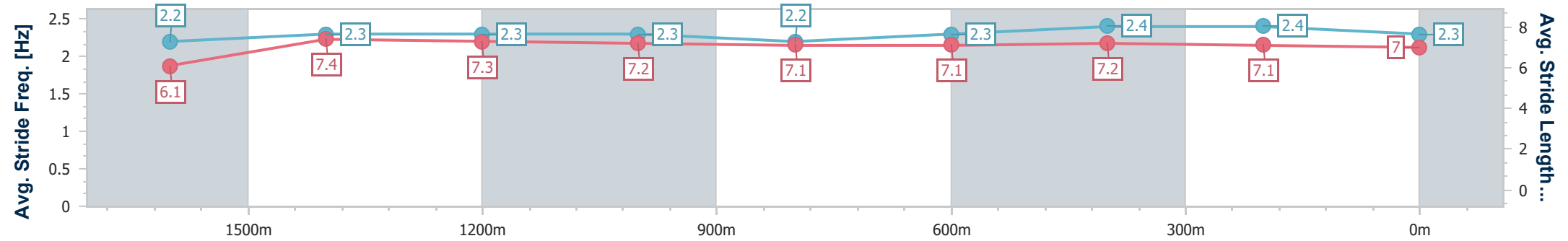
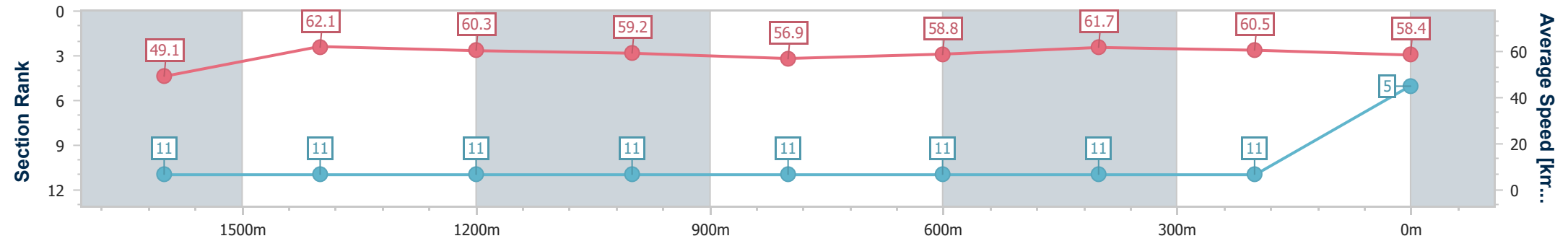
Horse/Jockey Name	Gold Prince
Final Rank	5
Fastest Section Time (Section)	0:11.71 (1600m)
Top Speed [km/h] (Section)	63.8 (1600m)
Race State	Finished



Sunshine Coast QLD Professional
 Race 5: Customised Car Finance Class 2 Handicap - 1800m
 25 October 2024 - 20:00
 Track Rating: Soft 5, Weather: Fine, Rail Position: True



Section	Overall	1600m	1400m	1200m	1000m	800m	600m	400m	200m			
Section Times	1:51.82 [5] (0:14.72)	1:37.10 [11] (0:11.71)	1:25.39 [11] (0:12.00)	1:13.39 [11] (0:12.17)	1:01.22 [11] (0:12.74)	0:48.48 [11] (0:12.39)	0:36.09 [11] (0:11.81)	0:24.28 [11] (0:11.91)	0:12.37 [11] (0:12.37)			
Average Speed [km/h]	49.1	62.1	60.3	59.2	56.9	58.8	61.7	60.5	58.4			
Top Speed [km/h]	62.4	63.8	62.9	61.5	58.7	61.2	62.7	62.3	60.1			
Avg. Dist. to Rail [m]	8.3	2.1	1.7	2.6	2.6	1.8	2.3	8.2	10.4			
Avg. Stride Freq. [Hz]	2.2	2.3	2.3	2.3	2.2	2.3	2.4	2.4	2.3			
Avg. Stride Length [m]	6.1	7.4	7.3	7.2	7.1	7.1	7.2	7.1	7.0			



- [] Ranking at each section and finish
- .-.- No data available at this section
- NA No data available



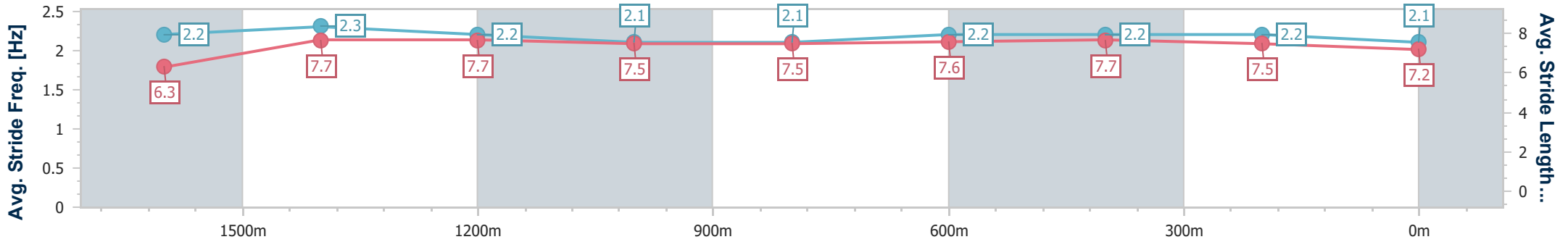
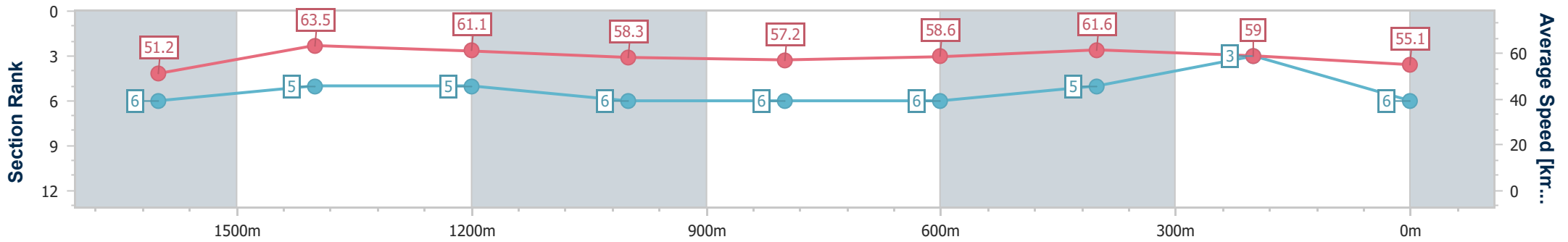
Horse/Jockey Name	Paris Affair
Final Rank	6
Fastest Section Time (Section)	0:11.36 (1600m)
Top Speed [km/h] (Section)	65.0 (1600m)
Race State	Finished



Sunshine Coast QLD Professional
 Race 5: Customised Car Finance Class 2 Handicap - 1800m
 25 October 2024 - 20:00
 Track Rating: Soft 5, Weather: Fine, Rail Position: True



Section	Overall	1600m	1400m	1200m	1000m	800m	600m	400m	200m			
Section Times	1:52.05 [6] (0:14.15)	1:37.90 [6] (0:11.36)	1:26.54 [5] (0:11.84)	1:14.70 [5] (0:12.39)	1:02.31 [6] (0:12.65)	0:49.66 [6] (0:12.42)	0:37.24 [6] (0:11.88)	0:25.36 [5] (0:12.20)	0:13.16 [3] (0:13.16)			
Average Speed [km/h]	51.2	63.5	61.1	58.3	57.2	58.6	61.6	59.0	55.1			
Top Speed [km/h]	64.2	65.0	62.2	59.6	58.1	61.3	62.6	60.9	57.6			
Avg. Dist. to Rail [m]	6.3	1.4	2.2	2.7	2.8	1.7	2.7	5.3	4.7			
Avg. Stride Freq. [Hz]	2.2	2.3	2.2	2.1	2.1	2.2	2.2	2.2	2.1			
Avg. Stride Length [m]	6.3	7.7	7.7	7.5	7.5	7.6	7.7	7.5	7.2			



- [] Ranking at each section and finish
- .-.- No data available at this section
- NA No data available



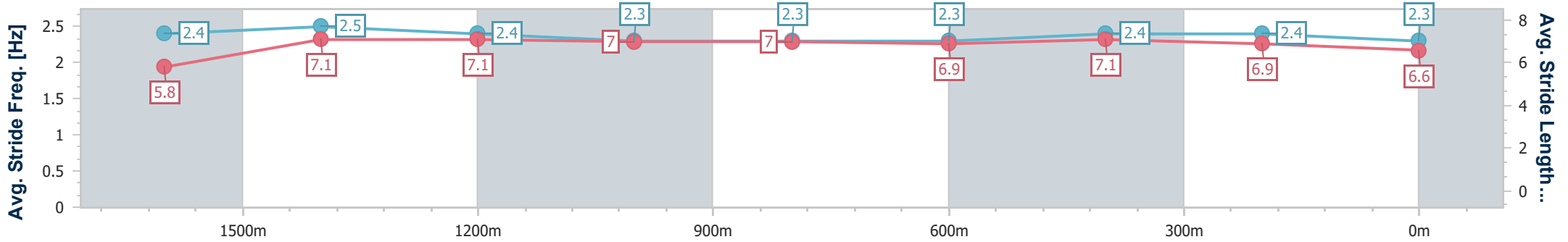
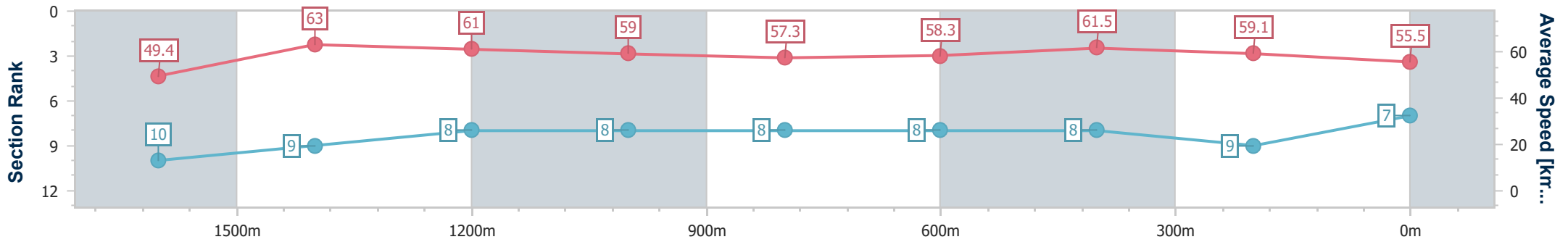
Horse/Jockey Name	The Love Of Mary
Final Rank	7
Fastest Section Time (Section)	0:11.49 (1600m)
Top Speed [km/h] (Section)	64.3 (1600m)
Race State	Finished



Sunshine Coast QLD Professional
 Race 5: Customised Car Finance Class 2 Handicap - 1800m
 25 October 2024 - 20:00
 Track Rating: Soft 5, Weather: Fine, Rail Position: True



Section	Overall	1600m	1400m	1200m	1000m	800m	600m	400m	200m				
Section Times	1:52.27 [7] (0:14.59)	1:37.68 [10] (0:11.49)	1:26.19 [9] (0:11.85)	1:14.34 [8] (0:12.24)	1:02.10 [8] (0:12.63)	0:49.47 [8] (0:12.43)	0:37.04 [8] (0:11.78)	0:25.26 [8] (0:12.17)	0:13.09 [9] (0:13.09)				
Average Speed [km/h]	49.4	63.0	61.0	59.0	57.3	58.3	61.5	59.1	55.5				
Top Speed [km/h]	63.2	64.3	63.6	60.6	57.5	60.3	63.0	60.7	57.9				
Avg. Dist. to Rail [m]	5.9	1.7	2.2	2.2	2.1	0.9	0.9	6.9	6.9				
Avg. Stride Freq. [Hz]	2.4	2.5	2.4	2.3	2.3	2.3	2.4	2.4	2.3				
Avg. Stride Length [m]	5.8	7.1	7.1	7.0	7.0	6.9	7.1	6.9	6.6				



- [] Ranking at each section and finish
- .-.- No data available at this section
- NA No data available



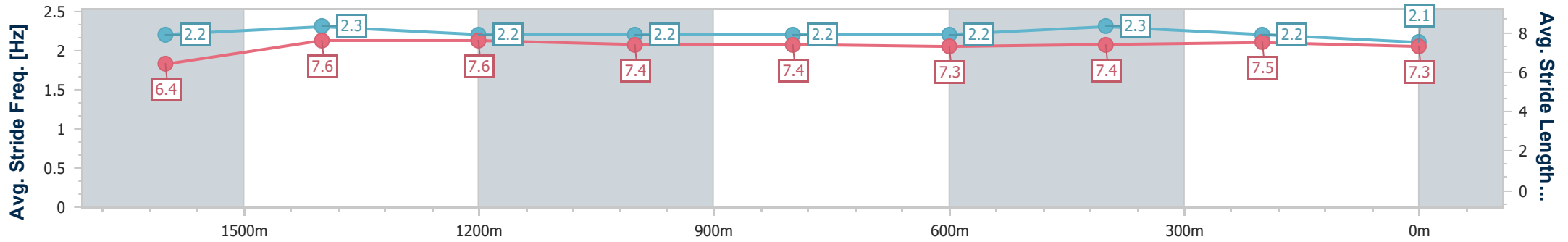
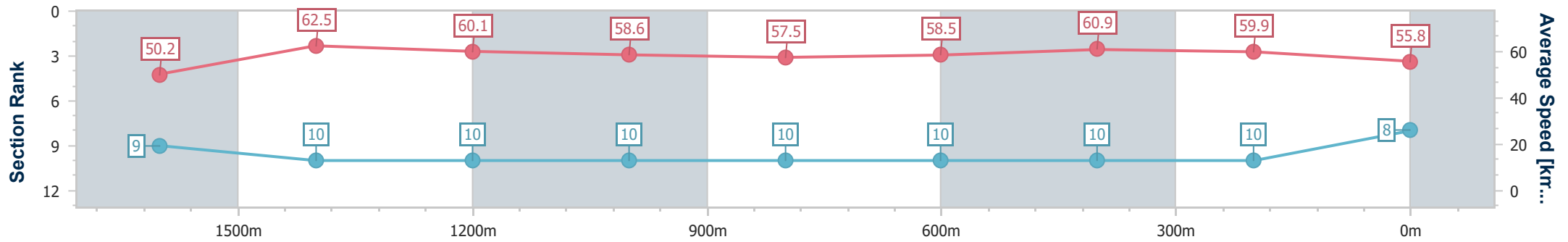
Horse/Jockey Name	Lissaro
Final Rank	8
Fastest Section Time (Section)	0:11.62 (1600m)
Top Speed [km/h] (Section)	63.9 (1600m)
Race State	Finished



Sunshine Coast QLD Professional
 Race 5: Customised Car Finance Class 2 Handicap - 1800m
 25 October 2024 - 20:00
 Track Rating: Soft 5, Weather: Fine, Rail Position: True



Section	Overall	1600m	1400m	1200m	1000m	800m	600m	400m	200m
Section Times	1:52.34 [8] (0:14.51)	1:37.83 [9] (0:11.62)	1:26.21 [10] (0:12.04)	1:14.17 [10] (0:12.27)	1:01.90 [10] (0:12.63)	0:49.27 [10] (0:12.37)	0:36.90 [10] (0:11.86)	0:25.04 [10] (0:12.07)	0:12.97 [10] (0:12.97)
Average Speed [km/h]	50.2	62.5	60.1	58.6	57.5	58.5	60.9	59.9	55.8
Top Speed [km/h]	63.0	63.9	63.5	59.8	58.2	61.0	61.6	60.7	58.9
Avg. Dist. to Rail [m]	11.5	2.8	2.4	2.2	2.0	1.3	0.8	5.1	8.0
Avg. Stride Freq. [Hz]	2.2	2.3	2.2	2.2	2.2	2.2	2.3	2.2	2.1
Avg. Stride Length [m]	6.4	7.6	7.6	7.4	7.4	7.3	7.4	7.5	7.3



- [] Ranking at each section and finish
- .-.- No data available at this section
- NA No data available



Horse/Jockey Name	Cash Artist
Final Rank	9
Fastest Section Time (Section)	0:11.27 (1600m)
Top Speed [km/h] (Section)	65.5 (1600m)
Race State	Finished



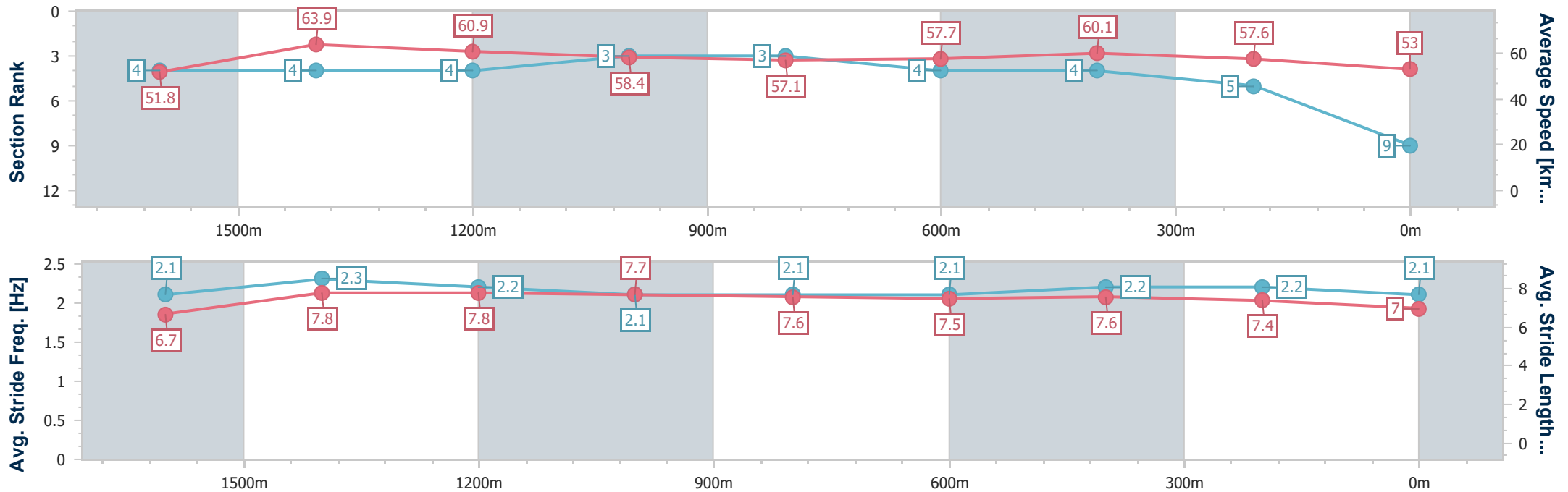
Sunshine Coast QLD Professional
Race 5: Customised Car Finance Class 2 Handicap - 1800m



25 October 2024 - 20:00

Track Rating: Soft 5, Weather: Fine, Rail Position: True

Section	Overall	1600m	1400m	1200m	1000m	800m	600m	400m	200m			
Section Times	1:52.76 [9] (0:13.95)	1:38.81 [4] (0:11.27)	1:27.54 [4] (0:11.82)	1:15.72 [4] (0:12.37)	1:03.35 [3] (0:12.67)	0:50.68 [3] (0:12.52)	0:38.16 [4] (0:11.99)	0:26.17 [4] (0:12.50)	0:13.67 [5] (0:13.67)			
Average Speed [km/h]	51.8	63.9	60.9	58.4	57.1	57.7	60.1	57.6	53.0			
Top Speed [km/h]	63.8	65.5	61.7	60.3	57.3	59.3	60.5	59.9	56.2			
Avg. Dist. to Rail [m]	3.8	0.7	1.2	1.7	1.6	1.0	0.2	0.7	1.7			
Avg. Stride Freq. [Hz]	2.1	2.3	2.2	2.1	2.1	2.1	2.2	2.2	2.1			
Avg. Stride Length [m]	6.7	7.8	7.8	7.7	7.6	7.5	7.6	7.4	7.0			



- [] Ranking at each section and finish
- .-.- No data available at this section
- NA No data available



Horse/Jockey Name	Loyalty Counts
Final Rank	10
Fastest Section Time (Section)	0:11.20 (1600m)
Top Speed [km/h] (Section)	67.3 (1600m)
Race State	Finished



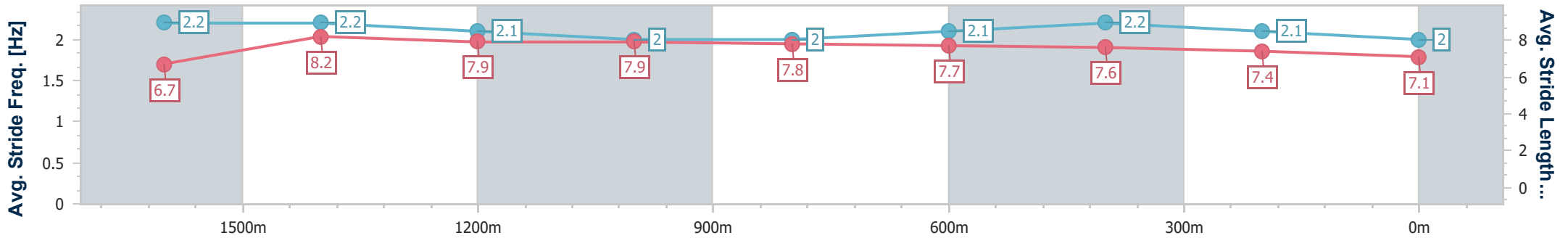
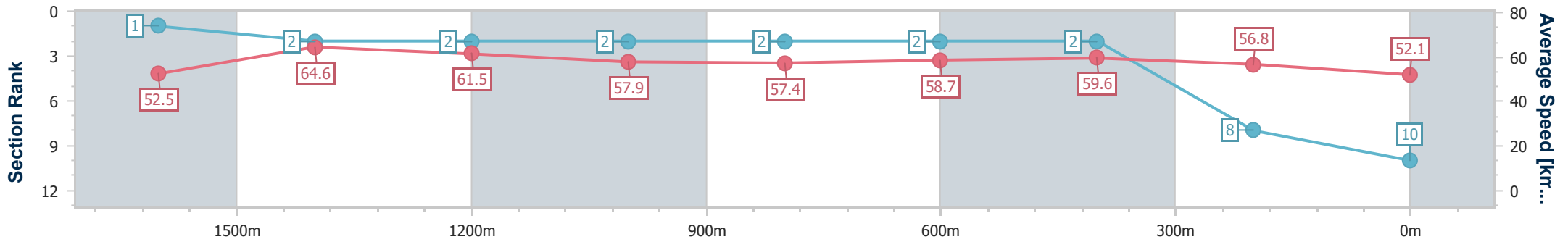
Sunshine Coast QLD Professional
Race 5: Customised Car Finance Class 2 Handicap - 1800m



25 October 2024 - 20:00

Track Rating: Soft 5, Weather: Fine, Rail Position: True

Section	Overall	1600m	1400m	1200m	1000m	800m	600m	400m	200m
Section Times	1:53.07 [10] (0:13.79)	1:39.28 [1] (0:11.20)	1:28.08 [2] (0:11.72)	1:16.36 [2] (0:12.50)	1:03.86 [2] (0:12.66)	0:51.20 [2] (0:12.41)	0:38.79 [2] (0:12.17)	0:26.62 [2] (0:12.72)	0:13.90 [8] (0:13.90)
Average Speed [km/h]	52.5	64.6	61.5	57.9	57.4	58.7	59.6	56.8	52.1
Top Speed [km/h]	66.5	67.3	63.7	60.1	57.4	60.7	61.0	58.2	54.4
Avg. Dist. to Rail [m]	6.9	1.2	1.9	3.3	3.0	2.3	1.5	3.0	3.3
Avg. Stride Freq. [Hz]	2.2	2.2	2.1	2.0	2.0	2.1	2.2	2.1	2.0
Avg. Stride Length [m]	6.7	8.2	7.9	7.9	7.8	7.7	7.6	7.4	7.1



- [] Ranking at each section and finish
- .-.- No data available at this section
- NA No data available



Horse/Jockey Name	Silver Pearl
Final Rank	11
Fastest Section Time (Section)	0:11.36 (1600m)
Top Speed [km/h] (Section)	65.7 (1600m)
Race State	Finished



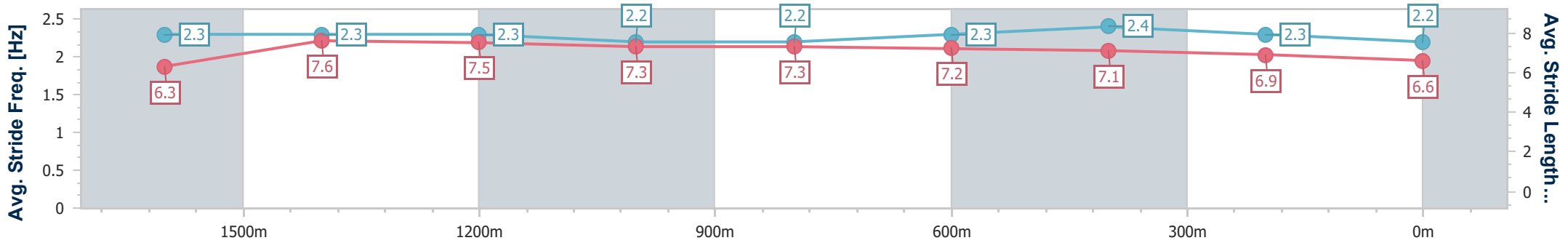
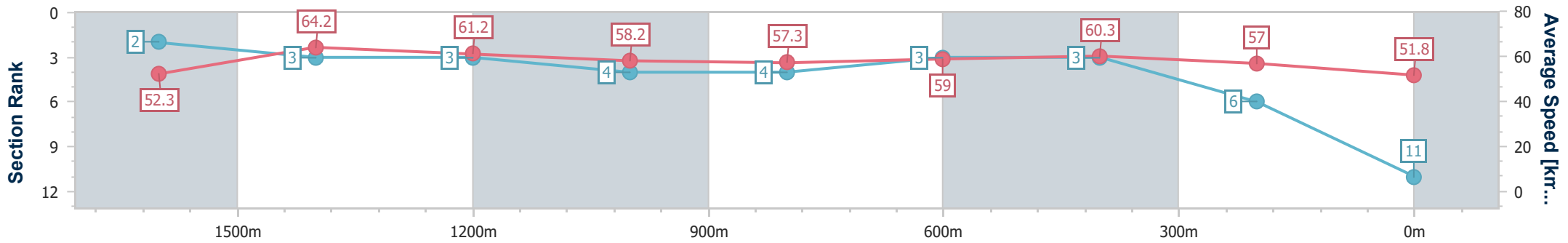
Sunshine Coast QLD Professional
Race 5: Customised Car Finance Class 2 Handicap - 1800m



25 October 2024 - 20:00

Track Rating: Soft 5, Weather: Fine, Rail Position: True

Section	Overall	1600m	1400m	1200m	1000m	800m	600m	400m	200m
Section Times	1:53.15 [11] (0:13.83)	1:39.32 [2] (0:11.36)	1:27.96 [3] (0:11.81)	1:16.15 [3] (0:12.44)	1:03.71 [4] (0:12.66)	0:51.05 [4] (0:12.34)	0:38.71 [3] (0:12.09)	0:26.62 [3] (0:12.61)	0:14.01 [6] (0:14.01)
Average Speed [km/h]	52.3	64.2	61.2	58.2	57.3	59.0	60.3	57.0	51.8
Top Speed [km/h]	63.9	65.7	62.9	60.1	57.9	61.0	61.6	59.8	54.7
Avg. Dist. to Rail [m]	5.8	3.0	3.2	3.4	3.2	2.0	1.7	2.9	3.8
Avg. Stride Freq. [Hz]	2.3	2.3	2.3	2.2	2.2	2.3	2.4	2.3	2.2
Avg. Stride Length [m]	6.3	7.6	7.5	7.3	7.3	7.2	7.1	6.9	6.6



- [] Ranking at each section and finish
- .-.- No data available at this section
- NA No data available

25 October 2024 - 20:34

Track Rating: Soft 5, Weather: Fine, Rail Position: True

Section		Field Times											
Overall	1200m	1000m	800m	600m	400m	Last 600m							
1:25.30 (0:13.70)	1:11.60 (0:10.97)	1:00.63 (0:11.52)	0:49.11 (0:12.06)	0:37.05 (0:12.04)	0:25.01 (0:12.10)	0:37.05							
Rank	TAB	Horse/Jockey	Barrier	Top Speed [km/h]	Fastest Section							Distance Travelled [m]	
1	8	CLUEDO Boris Thornton	3	64.7 1200m	0:11.33 1200m	1:25.30 [1] (0:14.31)	1:10.99 [9] (0:11.33)	0:59.66 [8] (0:11.73)	0:47.93 [9] (0:11.88)	0:36.05 [9] (0:11.78)	0:24.27 [8] (0:11.62)	0:36.05	
2	1	HOOKS Nikita Beriman	11	66.5 1200m	0:10.97 1200m	1:25.56 [2] (0:13.70)	1:11.86 [1] (0:10.97)	1:00.89 [1] (0:11.52)	0:49.37 [1] (0:12.06)	0:37.31 [1] (0:12.04)	0:25.27 [1] (0:12.10)	0:37.31	+3
3	10	PIREONTI Cejay Graham	7	65.1 1200m	0:11.43 1200m	1:25.74 [3] (0:14.31)	1:11.43 [10] (0:11.43)	1:00.00 [9] (0:11.48)	0:48.52 [8] (0:11.86)	0:36.66 [8] (0:12.10)	0:24.56 [9] (0:11.90)	0:36.66	+3
4	13	BOLD TYRANT Georgina Cartwright	1	65.0 Overall	0:11.28 1200m	1:25.77 [4] (0:14.04)	1:11.73 [7] (0:11.28)	1:00.45 [7] (0:11.47)	0:48.98 [6] (0:12.00)	0:36.98 [6] (0:11.92)	0:25.06 [4] (0:12.14)	0:36.98	+3
5	15	EL KABONG Jason Taylor	12	64.1 1200m	0:11.44 1200m	1:25.84 [5] (0:14.55)	1:11.29 [11] (0:11.44)	0:59.85 [11] (0:11.58)	0:48.27 [11] (0:11.90)	0:36.37 [11] (0:11.96)	0:24.41 [12] (0:11.86)	0:36.37	+9
6	4	HE'S ESSENTIAL Cody Collis	14	67.1 1200m	0:10.94 1200m	1:25.91 [6] (0:13.79)	1:12.12 [2] (0:10.94)	1:01.18 [2] (0:11.71)	0:49.47 [2] (0:12.05)	0:37.42 [2] (0:12.05)	0:25.37 [3] (0:12.33)	0:37.42	+2
7	9	DECEMBER DIAMOND Robbie Dolan	2	65.0 1200m	0:11.17 1200m	1:25.92 [7] (0:13.99)	1:11.93 [6] (0:11.17)	1:00.76 [5] (0:11.50)	0:49.26 [5] (0:11.91)	0:37.35 [3] (0:11.93)	0:25.42 [2] (0:12.25)	0:37.35	+0
8	3	GULF OF SAROS Minonette Kennedy	4	64.3 1200m	0:11.46 1200m	1:26.02 [8] (0:14.65)	1:11.37 [12] (0:11.46)	0:59.91 [12] (0:11.58)	0:48.33 [12] (0:11.83)	0:36.50 [12] (0:11.95)	0:24.55 [13] (0:11.97)	0:36.50	+2
9	12	MAXIE TAP Justin Stanley	5	65.7 Overall	0:11.28 1200m	1:26.17 [9] (0:13.98)	1:12.19 [5] (0:11.28)	1:00.91 [6] (0:11.61)	0:49.30 [7] (0:12.08)	0:37.22 [7] (0:11.99)	0:25.23 [6] (0:12.23)	0:37.22	+2
10	5	HAYSIRI Karl Zechner	13	66.2 Overall	0:11.23 1200m	1:26.36 [10] (0:15.10)	1:11.26 [13] (0:11.23)	1:00.03 [13] (0:11.45)	0:48.58 [13] (0:11.85)	0:36.73 [13] (0:11.77)	0:24.96 [11] (0:11.90)	0:36.73	+5

Scratched: Claudius (#17), All About Lewis (#14), Must Be The Money (#16), March As One (#6)



Sunshine Coast QLD Professional
Race 6: Ben Liddell Constructions 0 - 58 Handicap - 1400m
25 October 2024 - 20:34



Track Rating: Soft 5, Weather: Fine, Rail Position: True

Section		Overall	1200m	1000m	800m	600m	400m	Last 600m				
Field Times		1:25.30 (0:13.70)	1:11.60 (0:10.97)	1:00.63 (0:11.52)	0:49.11 (0:12.06)	0:37.05 (0:12.04)	0:25.01 (0:12.10)	0:37.05				
Rank	TAB Horse/Jockey	Barrier	Top Speed [km/h]	Fastest Section	Distance Travelled [m]							
11	2 LUMIERE Jasper Franklin	15	64.2 1200m	0:11.51 1200m	1:26.51 [11] (0:14.31)	1:12.20 [8] (0:11.51)	1:00.69 [10] (0:11.59)	0:49.10 [10] (0:11.98)	0:37.12 [10] (0:11.83)	0:25.29 [10] (0:12.17)	0:37.12	+1
12	11 SING A RAINBOW Erin Molloy	17	66.1 1200m	0:11.04 1200m	1:26.62 [12] (0:13.97)	1:12.65 [4] (0:11.04)	1:01.61 [4] (0:11.56)	0:50.05 [3] (0:12.06)	0:37.99 [4] (0:12.34)	0:25.65 [7] (0:12.35)	0:37.99	+9
13	7 CRYPTO CURRENCY Morgan Butler	6	65.7 1200m	0:11.14 1200m	1:27.10 [13] (0:13.86)	1:13.24 [3] (0:11.14)	1:02.10 [3] (0:11.61)	0:50.49 [4] (0:12.11)	0:38.38 [5] (0:12.14)	0:26.24 [5] (0:12.40)	0:38.38	+5

Scratched: Claudius (#17), All About Lewis (#14), Must Be The Money (#16), March As One (#6)

[] Ranking at each section and finish
 -:-:- No data available at this section
 NA No data available

SCN Saddle cloth number
 DNF Did not finish
 DNT Did not track



Sunshine Coast QLD Professional
Race 6: Ben Liddell Constructions 0 - 58 Handicap - 1400m
 25 October 2024 - 20:34



Track Rating: Soft 5, Weather: Fine, Rail Position: True

Section							200m			Last 600m
Field Times							0:12.91			0:37.05
							(0:12.91)			
Rank	TAB	Horse/Jockey	Barrier	Top Speed [km/h]	Fastest Section	Margin			Distance Travelled [m]	
1	8	CLUEDO Boris Thornton	3	64.7 1200m	0:11.33 1200m	0:12.65 [2] (0:12.65)	1:25.30		0:36.05	
2	1	HOOKS Nikita Beriman	11	66.5 1200m	0:10.97 1200m	0:13.17 [1] (0:13.17)	1.5L		0:37.31 +3	
3	10	PIREONTI Cejay Graham	7	65.1 1200m	0:11.43 1200m	0:12.66 [6] (0:12.66)	2.5L		0:36.66 +3	
4	13	BOLD TYRANT Georgina Cartwright	1	65.0 Overall	0:11.28 1200m	0:12.92 [4] (0:12.92)	2.7L		0:36.98 +3	
5	15	EL KABONG Jason Taylor	12	64.1 1200m	0:11.44 1200m	0:12.55 [9] (0:12.55)	3L		0:36.37 +9	
6	4	HE'S ESSENTIAL Cody Collis	14	67.1 1200m	0:10.94 1200m	0:13.04 [5] (0:13.04)	3.3L		0:37.42 +2	
7	9	DECEMBER DIAMOND Robbie Dolan	2	65.0 1200m	0:11.17 1200m	0:13.17 [3] (0:13.17)	3.4L		0:37.35 +0	
8	3	GULF OF SAROS Minonette Kennedy	4	64.3 1200m	0:11.46 1200m	0:12.58 [13] (0:12.58)	3.8L		0:36.50 +2	
9	12	MAXIE TAP Justin Stanley	5	65.7 Overall	0:11.28 1200m	0:13.00 [7] (0:13.00)	4.6L		0:37.22 +2	
10	5	HAYSIRI Karl Zechner	13	66.2 Overall	0:11.23 1200m	0:13.06 [10] (0:13.06)	5.6L		0:36.73 +5	

Scratched: Claudius (#17), All About Lewis (#14), Must Be The Money (#16), March As One (#6)

[] Ranking at each section and finish
 -:-:- No data available at this section
 NA No data available

SCN Saddle cloth number
 DNF Did not finish
 DNT Did not track



Sunshine Coast QLD Professional
Race 6: Ben Liddell Constructions 0 - 58 Handicap - 1400m
 25 October 2024 - 20:34



Track Rating: Soft 5, Weather: Fine, Rail Position: True

Section				200m				Last 600m	
Field Times				0:12.91 (0:12.91)				0:37.05	
Rank	TAB	Horse/Jockey	Barrier	Top Speed [km/h]	Fastest Section	Margin			Distance Travelled [m]
11	2	LUMIERE Jasper Franklin	15	64.2 1200m	0:11.51 1200m	0:13.12 [12] (0:13.12)	6.4L		0:37.12 +1
12	11	SING A RAINBOW Erin Molloy	17	66.1 1200m	0:11.04 1200m	0:13.30 [11] (0:13.30)	6.9L		0:37.99 +9
13	7	CRYPTO CURRENCY Morgan Butler	6	65.7 1200m	0:11.14 1200m	0:13.84 [8] (0:13.84)	9.7L		0:38.38 +5

Scratched: Claudius (#17), All About Lewis (#14), Must Be The Money (#16), March As One (#6)

[] Ranking at each section and finish
 -:-:-:- No data available at this section
 NA No data available

SCN Saddle cloth number
 DNF Did not finish
 DNT Did not track



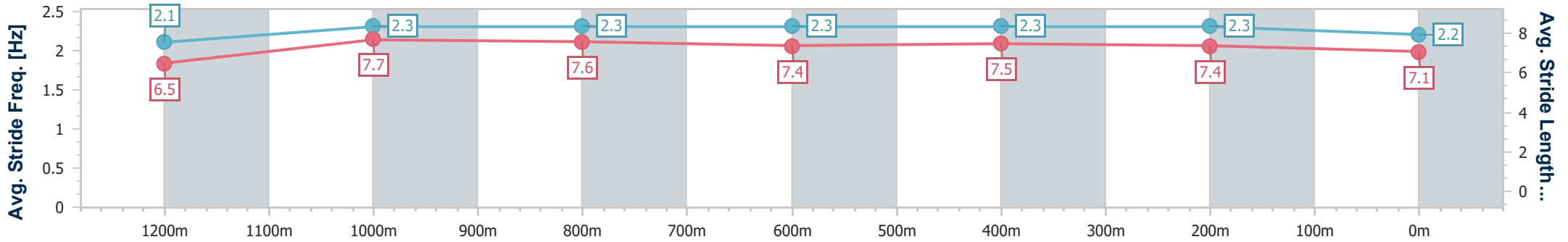
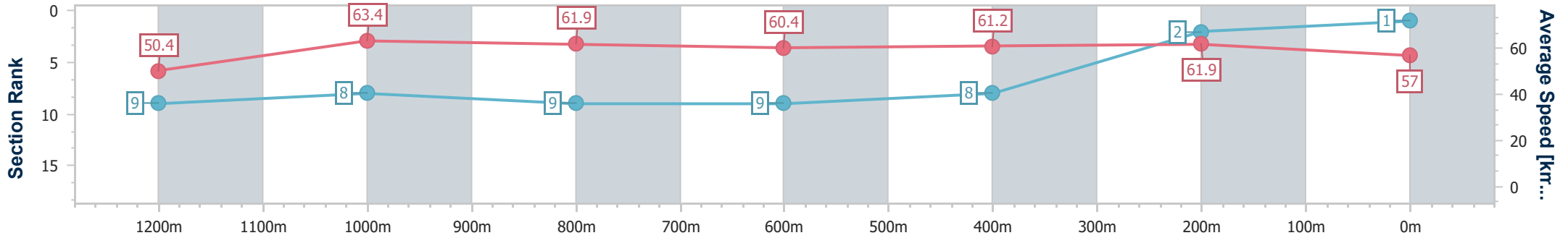
Horse/Jockey Name	Cluedo
Final Rank	1
Fastest Section Time (Section)	0:11.33 (1200m)
Top Speed [km/h] (Section)	64.7 (1200m)
Race State	Finished



Sunshine Coast QLD Professional
 Race 6: Ben Liddell Constructions 0 - 58 Handicap - 1400m
 25 October 2024 - 20:34
 Track Rating: Soft 5, Weather: Fine, Rail Position: True



Section	Overall	1200m	1000m	800m	600m	400m	200m
Section Times	1:25.30 [1] (0:14.31)	1:10.99 [9] (0:11.33)	0:59.66 [8] (0:11.73)	0:47.93 [9] (0:11.88)	0:36.05 [9] (0:11.78)	0:24.27 [8] (0:11.62)	0:12.65 [2] (0:12.65)
Average Speed [km/h]	50.4	63.4	61.9	60.4	61.2	61.9	57.0
Top Speed [km/h]	63.0	64.7	63.3	61.7	62.5	63.7	59.9
Avg. Dist. to Rail [m]	8.8	4.0	3.3	0.4	0.5	5.0	6.9
Avg. Stride Freq. [Hz]	2.1	2.3	2.3	2.3	2.3	2.3	2.2
Avg. Stride Length [m]	6.5	7.7	7.6	7.4	7.5	7.4	7.1



- [] Ranking at each section and finish
- .-.- No data available at this section
- NA No data available



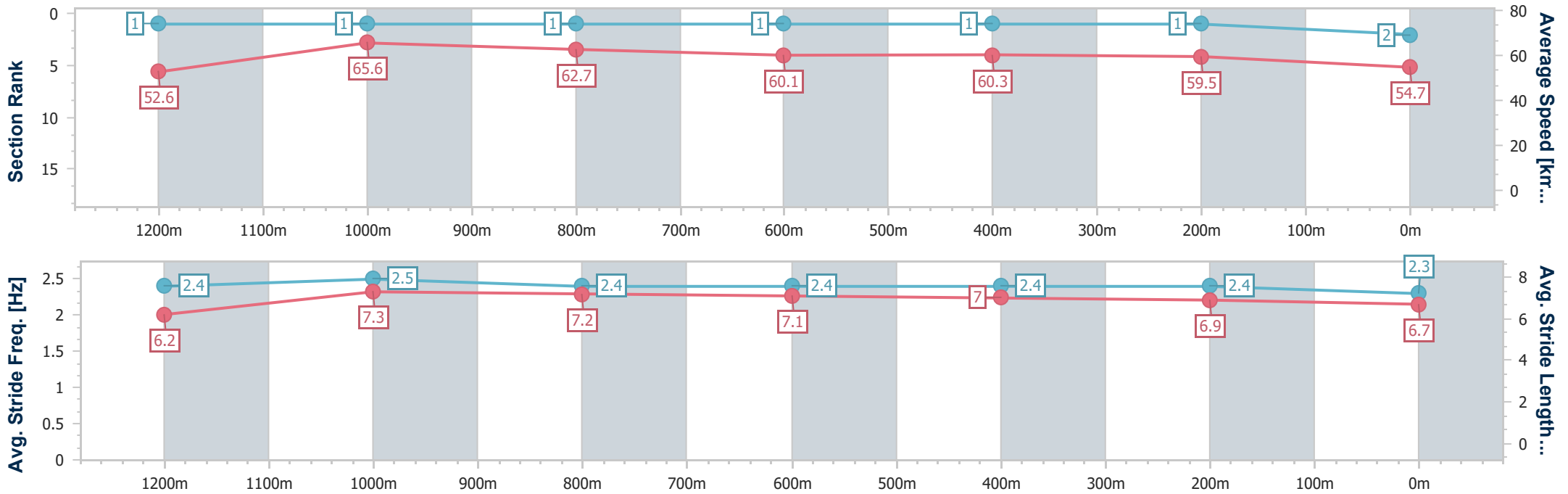
Horse/Jockey Name	Hooks
Final Rank	2
Fastest Section Time (Section)	0:10.97 (1200m)
Top Speed [km/h] (Section)	66.5 (1200m)
Race State	Finished



Sunshine Coast QLD Professional
 Race 6: Ben Liddell Constructions 0 - 58 Handicap - 1400m
 25 October 2024 - 20:34
 Track Rating: Soft 5, Weather: Fine, Rail Position: True



Section	Overall	1200m	1000m	800m	600m	400m	200m
Section Times	1:25.56 [2] (0:13.70)	1:11.86 [1] (0:10.97)	1:00.89 [1] (0:11.52)	0:49.37 [1] (0:12.06)	0:37.31 [1] (0:12.04)	0:25.27 [1] (0:12.10)	0:13.17 [1] (0:13.17)
Average Speed [km/h]	52.6	65.6	62.7	60.1	60.3	59.5	54.7
Top Speed [km/h]	66.4	66.5	65.2	60.7	61.7	60.7	57.6
Avg. Dist. to Rail [m]	12.4	3.0	1.7	1.0	1.1	3.7	5.2
Avg. Stride Freq. [Hz]	2.4	2.5	2.4	2.4	2.4	2.4	2.3
Avg. Stride Length [m]	6.2	7.3	7.2	7.1	7.0	6.9	6.7



- [] Ranking at each section and finish
- .-.- No data available at this section
- NA No data available



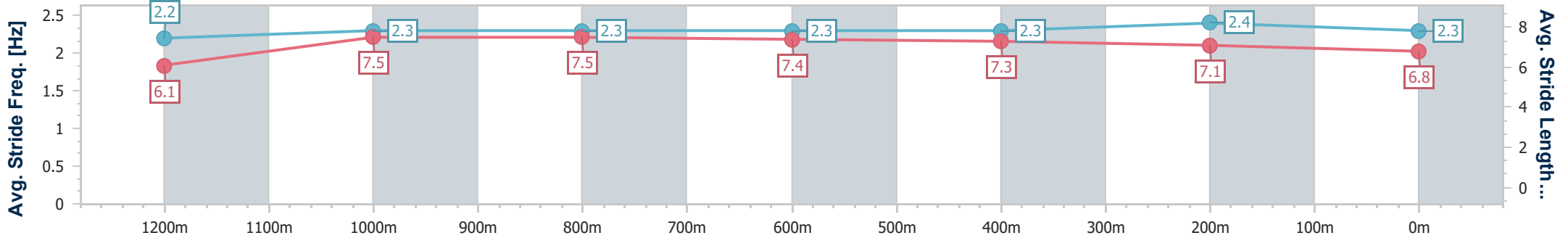
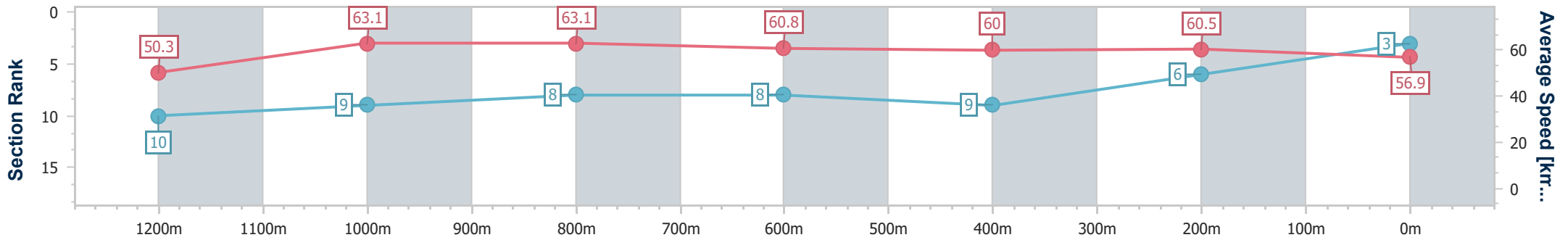
Horse/Jockey Name	Pireonti
Final Rank	3
Fastest Section Time (Section)	0:11.43 (1200m)
Top Speed [km/h] (Section)	65.1 (1200m)
Race State	Finished



Sunshine Coast QLD Professional
 Race 6: Ben Liddell Constructions 0 - 58 Handicap - 1400m
 25 October 2024 - 20:34
 Track Rating: Soft 5, Weather: Fine, Rail Position: True



Section	Overall	1200m	1000m	800m	600m	400m	200m
Section Times	1:25.74 [3] (0:14.31)	1:11.43 [10] (0:11.43)	1:00.00 [9] (0:11.48)	0:48.52 [8] (0:11.86)	0:36.66 [8] (0:12.10)	0:24.56 [9] (0:11.90)	0:12.66 [6] (0:12.66)
Average Speed [km/h]	50.3	63.1	63.1	60.8	60.0	60.5	56.9
Top Speed [km/h]	63.2	65.1	65.0	62.0	61.1	61.6	59.2
Avg. Dist. to Rail [m]	10.1	3.0	1.4	0.7	1.3	2.3	2.2
Avg. Stride Freq. [Hz]	2.2	2.3	2.3	2.3	2.3	2.4	2.3
Avg. Stride Length [m]	6.1	7.5	7.5	7.4	7.3	7.1	6.8



- [] Ranking at each section and finish
- .-.- No data available at this section
- NA No data available



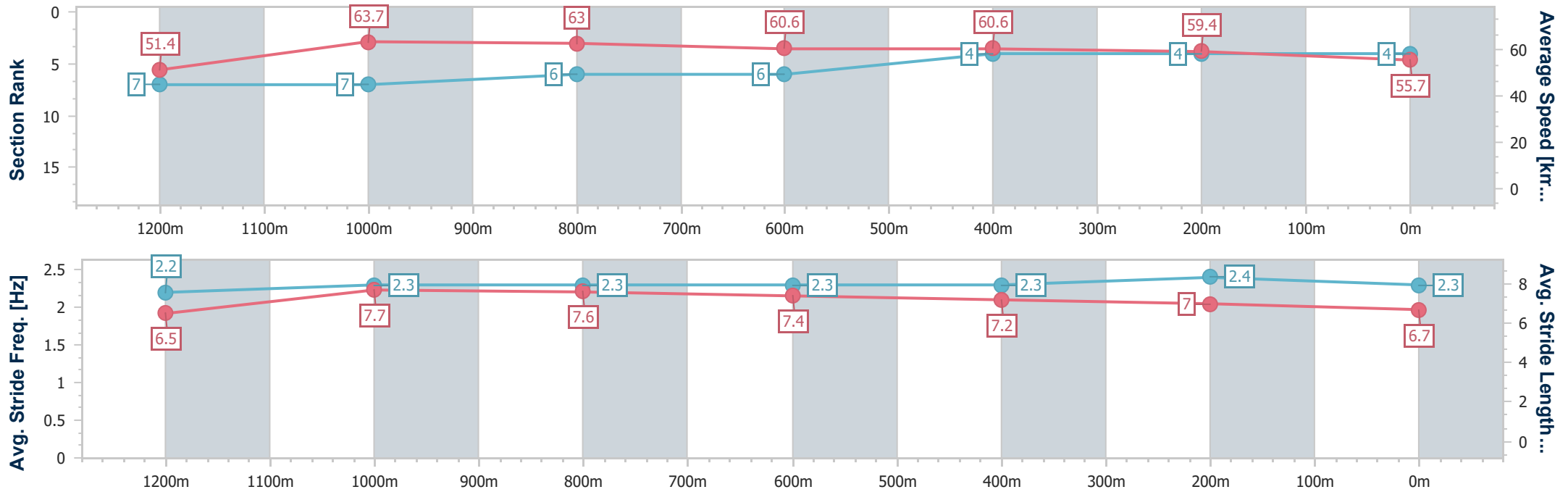
Horse/Jockey Name	Bold Tyrant
Final Rank	4
Fastest Section Time (Section)	0:11.28 (1200m)
Top Speed [km/h] (Section)	65.0 (Overall)
Race State	Finished



Sunshine Coast QLD Professional
 Race 6: Ben Liddell Constructions 0 - 58 Handicap - 1400m
 25 October 2024 - 20:34
 Track Rating: Soft 5, Weather: Fine, Rail Position: True



Section	Overall	1200m	1000m	800m	600m	400m	200m
Section Times	1:25.77 [4] (0:14.04)	1:11.73 [7] (0:11.28)	1:00.45 [7] (0:11.47)	0:48.98 [6] (0:12.00)	0:36.98 [6] (0:11.92)	0:25.06 [4] (0:12.14)	0:12.92 [4] (0:12.92)
Average Speed [km/h]	51.4	63.7	63.0	60.6	60.6	59.4	55.7
Top Speed [km/h]	65.0	64.7	64.1	61.4	61.0	60.3	58.3
Avg. Dist. to Rail [m]	5.3	2.2	2.2	1.6	0.6	1.6	2.9
Avg. Stride Freq. [Hz]	2.2	2.3	2.3	2.3	2.3	2.4	2.3
Avg. Stride Length [m]	6.5	7.7	7.6	7.4	7.2	7.0	6.7



- [] Ranking at each section and finish
- .-.- No data available at this section
- NA No data available



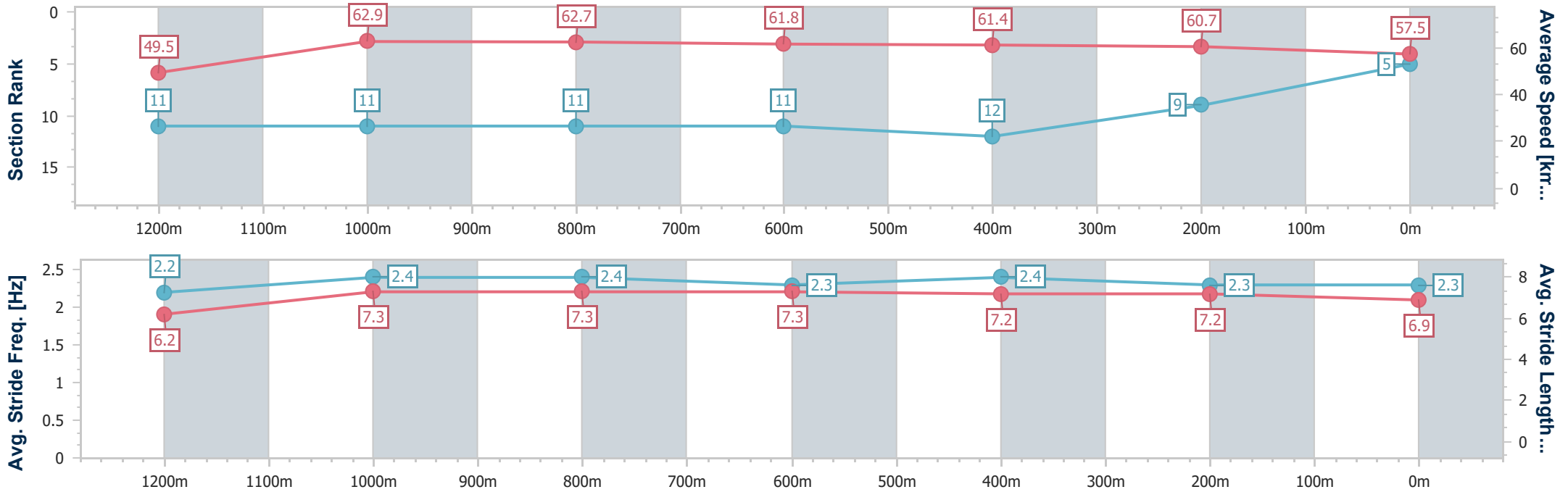
Horse/Jockey Name	El Kabong
Final Rank	5
Fastest Section Time (Section)	0:11.44 (1200m)
Top Speed [km/h] (Section)	64.1 (1200m)
Race State	Finished



Sunshine Coast QLD Professional
 Race 6: Ben Liddell Constructions 0 - 58 Handicap - 1400m
 25 October 2024 - 20:34
 Track Rating: Soft 5, Weather: Fine, Rail Position: True



Section	Overall	1200m	1000m	800m	600m	400m	200m
Section Times	1:25.84 [5] (0:14.55)	1:11.29 [11] (0:11.44)	0:59.85 [11] (0:11.58)	0:48.27 [11] (0:11.90)	0:36.37 [11] (0:11.96)	0:24.41 [12] (0:11.86)	0:12.55 [9] (0:12.55)
Average Speed [km/h]	49.5	62.9	62.7	61.8	61.4	60.7	57.5
Top Speed [km/h]	63.5	64.1	64.0	62.6	62.8	61.4	60.0
Avg. Dist. to Rail [m]	12.1	5.1	4.1	2.9	3.5	8.8	9.3
Avg. Stride Freq. [Hz]	2.2	2.4	2.4	2.3	2.4	2.3	2.3
Avg. Stride Length [m]	6.2	7.3	7.3	7.3	7.2	7.2	6.9



- [] Ranking at each section and finish
- .-.- No data available at this section
- NA No data available



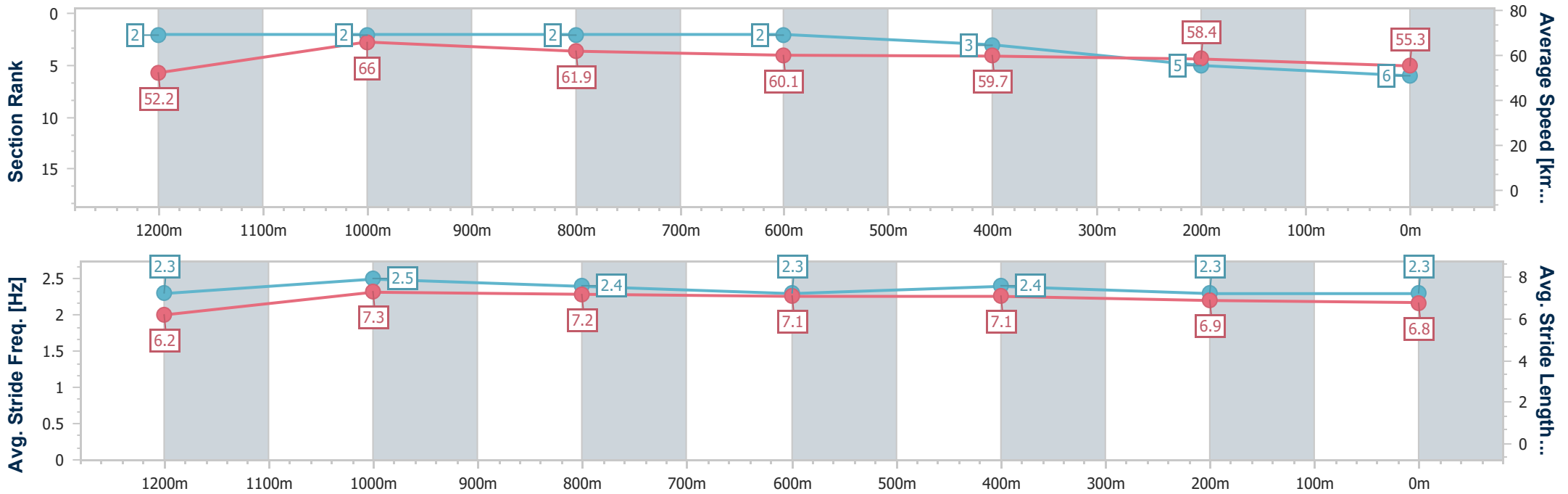
Horse/Jockey Name	He's Essential
Final Rank	6
Fastest Section Time (Section)	0:10.94 (1200m)
Top Speed [km/h] (Section)	67.1 (1200m)
Race State	Finished



Sunshine Coast QLD Professional
 Race 6: Ben Liddell Constructions 0 - 58 Handicap - 1400m
 25 October 2024 - 20:34
 Track Rating: Soft 5, Weather: Fine, Rail Position: True



Section	Overall	1200m	1000m	800m	600m	400m	200m
Section Times	1:25.91 [6] (0:13.79)	1:12.12 [2] (0:10.94)	1:01.18 [2] (0:11.71)	0:49.47 [2] (0:12.05)	0:37.42 [2] (0:12.05)	0:25.37 [3] (0:12.33)	0:13.04 [5] (0:13.04)
Average Speed [km/h]	52.2	66.0	61.9	60.1	59.7	58.4	55.3
Top Speed [km/h]	66.0	67.1	63.8	61.6	61.1	59.4	57.4
Avg. Dist. to Rail [m]	14.2	4.7	3.4	0.9	0.4	3.9	6.5
Avg. Stride Freq. [Hz]	2.3	2.5	2.4	2.3	2.4	2.3	2.3
Avg. Stride Length [m]	6.2	7.3	7.2	7.1	7.1	6.9	6.8



- [] Ranking at each section and finish
- .-.- No data available at this section
- NA No data available



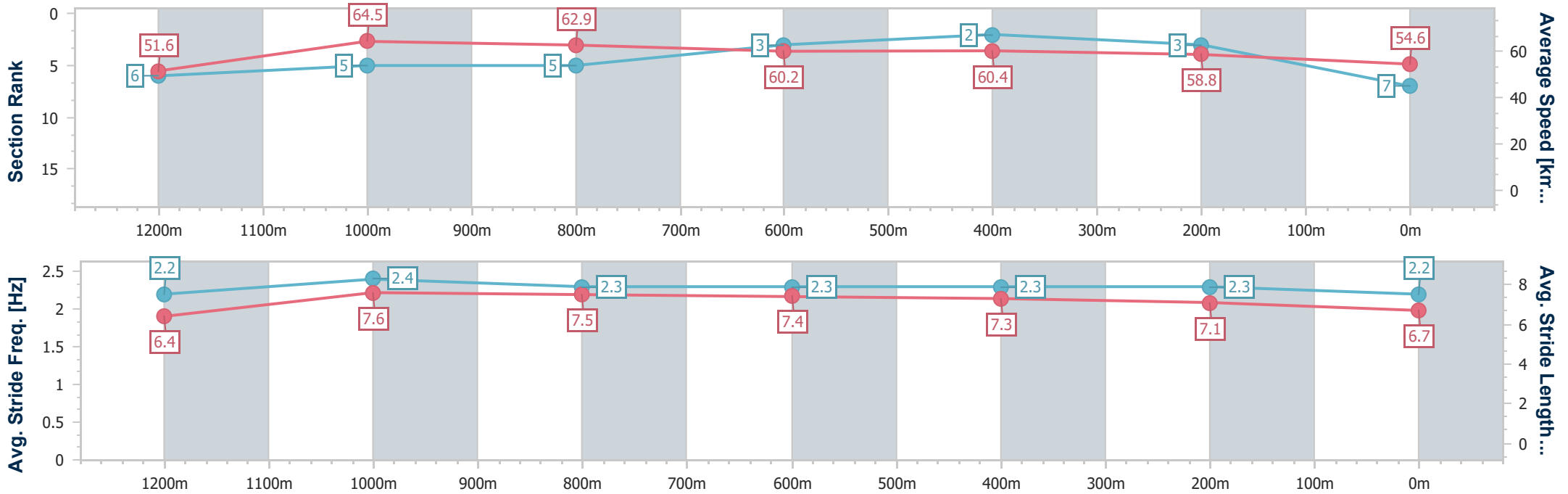
Horse/Jockey Name	December Diamond
Final Rank	7
Fastest Section Time (Section)	0:11.17 (1200m)
Top Speed [km/h] (Section)	65.0 (1200m)
Race State	Finished



Sunshine Coast QLD Professional
 Race 6: Ben Liddell Constructions 0 - 58 Handicap - 1400m
 25 October 2024 - 20:34
 Track Rating: Soft 5, Weather: Fine, Rail Position: True



Section	Overall	1200m	1000m	800m	600m	400m	200m
Section Times	1:25.92 [7] (0:13.99)	1:11.93 [6] (0:11.17)	1:00.76 [5] (0:11.50)	0:49.26 [5] (0:11.91)	0:37.35 [3] (0:11.93)	0:25.42 [2] (0:12.25)	0:13.17 [3] (0:13.17)
Average Speed [km/h]	51.6	64.5	62.9	60.2	60.4	58.8	54.6
Top Speed [km/h]	64.9	65.0	64.5	61.3	60.8	60.0	56.7
Avg. Dist. to Rail [m]	5.7	1.8	1.6	0.6	0.5	2.9	5.0
Avg. Stride Freq. [Hz]	2.2	2.4	2.3	2.3	2.3	2.3	2.2
Avg. Stride Length [m]	6.4	7.6	7.5	7.4	7.3	7.1	6.7



- [] Ranking at each section and finish
- .-.- No data available at this section
- NA No data available



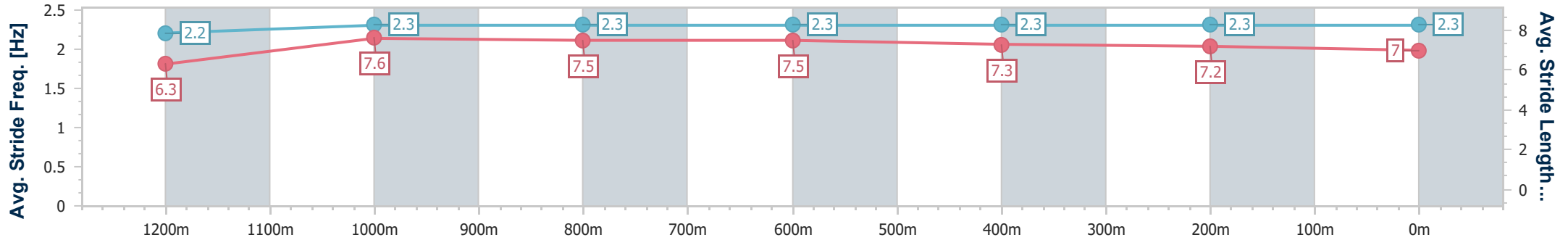
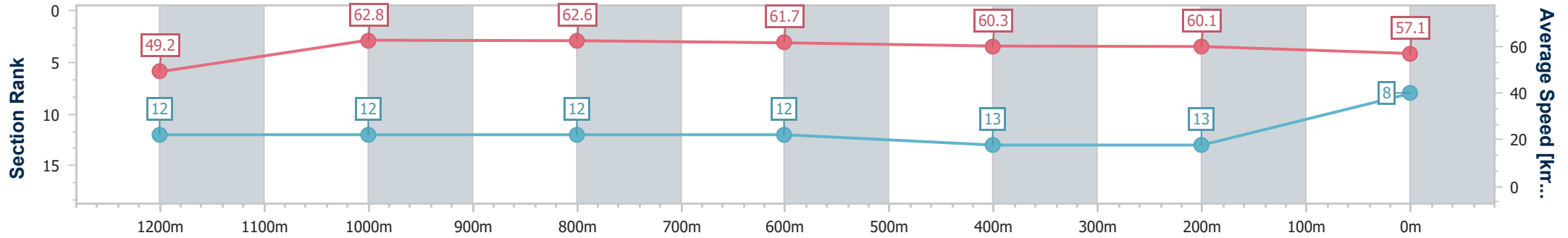
Horse/Jockey Name	Gulf Of Saros
Final Rank	8
Fastest Section Time (Section)	0:11.46 (1200m)
Top Speed [km/h] (Section)	64.3 (1200m)
Race State	Finished



Sunshine Coast QLD Professional
 Race 6: Ben Liddell Constructions 0 - 58 Handicap - 1400m
 25 October 2024 - 20:34
 Track Rating: Soft 5, Weather: Fine, Rail Position: True



Section	Overall	1200m	1000m	800m	600m	400m	200m
Section Times	1:26.02 [8] (0:14.65)	1:11.37 [12] (0:11.46)	0:59.91 [12] (0:11.58)	0:48.33 [12] (0:11.83)	0:36.50 [12] (0:11.95)	0:24.55 [13] (0:11.97)	0:12.58 [13] (0:12.58)
Average Speed [km/h]	49.2	62.8	62.6	61.7	60.3	60.1	57.1
Top Speed [km/h]	63.8	64.3	63.4	62.7	61.6	61.5	58.8
Avg. Dist. to Rail [m]	8.0	3.8	3.1	2.0	0.2	0.3	0.7
Avg. Stride Freq. [Hz]	2.2	2.3	2.3	2.3	2.3	2.3	2.3
Avg. Stride Length [m]	6.3	7.6	7.5	7.5	7.3	7.2	7.0



- [] Ranking at each section and finish
- .-.- No data available at this section
- NA No data available



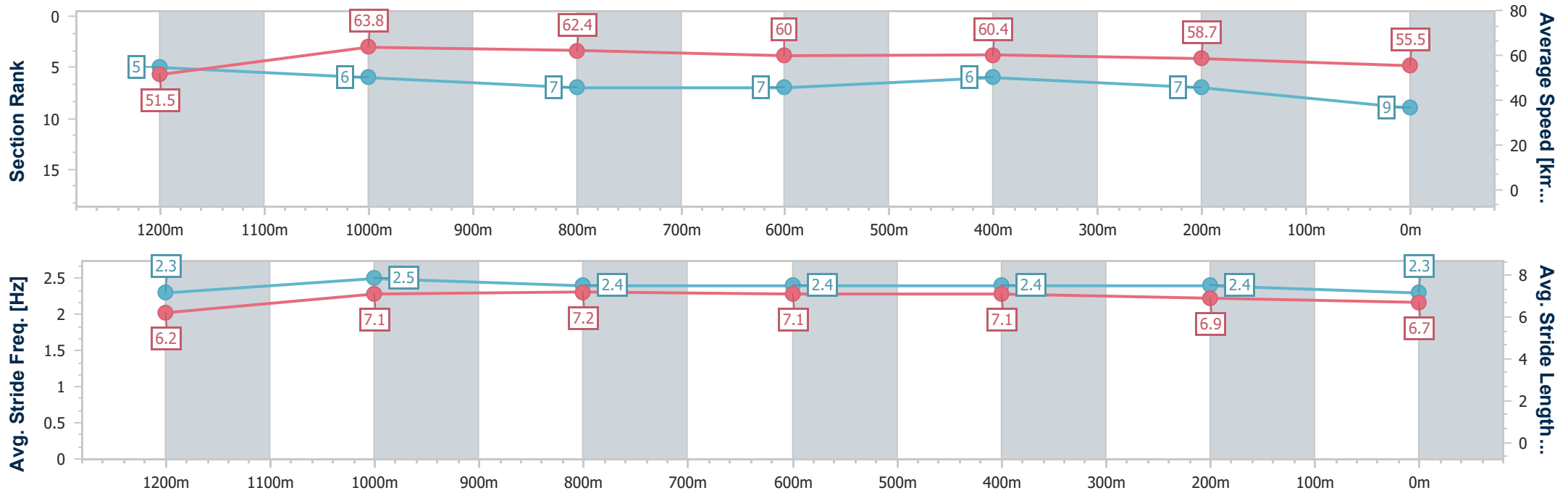
Horse/Jockey Name	Maxie Tap
Final Rank	9
Fastest Section Time (Section)	0:11.28 (1200m)
Top Speed [km/h] (Section)	65.7 (Overall)
Race State	Finished



Sunshine Coast QLD Professional
 Race 6: Ben Liddell Constructions 0 - 58 Handicap - 1400m
 25 October 2024 - 20:34
 Track Rating: Soft 5, Weather: Fine, Rail Position: True



Section	Overall	1200m	1000m	800m	600m	400m	200m
Section Times	1:26.17 [9] (0:13.98)	1:12.19 [5] (0:11.28)	1:00.91 [6] (0:11.61)	0:49.30 [7] (0:12.08)	0:37.22 [7] (0:11.99)	0:25.23 [6] (0:12.23)	0:13.00 [7] (0:13.00)
Average Speed [km/h]	51.5	63.8	62.4	60.0	60.4	58.7	55.5
Top Speed [km/h]	65.7	65.3	64.1	61.5	61.0	60.5	57.6
Avg. Dist. to Rail [m]	7.9	3.0	2.5	1.4	0.6	2.3	3.4
Avg. Stride Freq. [Hz]	2.3	2.5	2.4	2.4	2.4	2.4	2.3
Avg. Stride Length [m]	6.2	7.1	7.2	7.1	7.1	6.9	6.7



- [] Ranking at each section and finish
- .-.- No data available at this section
- NA No data available



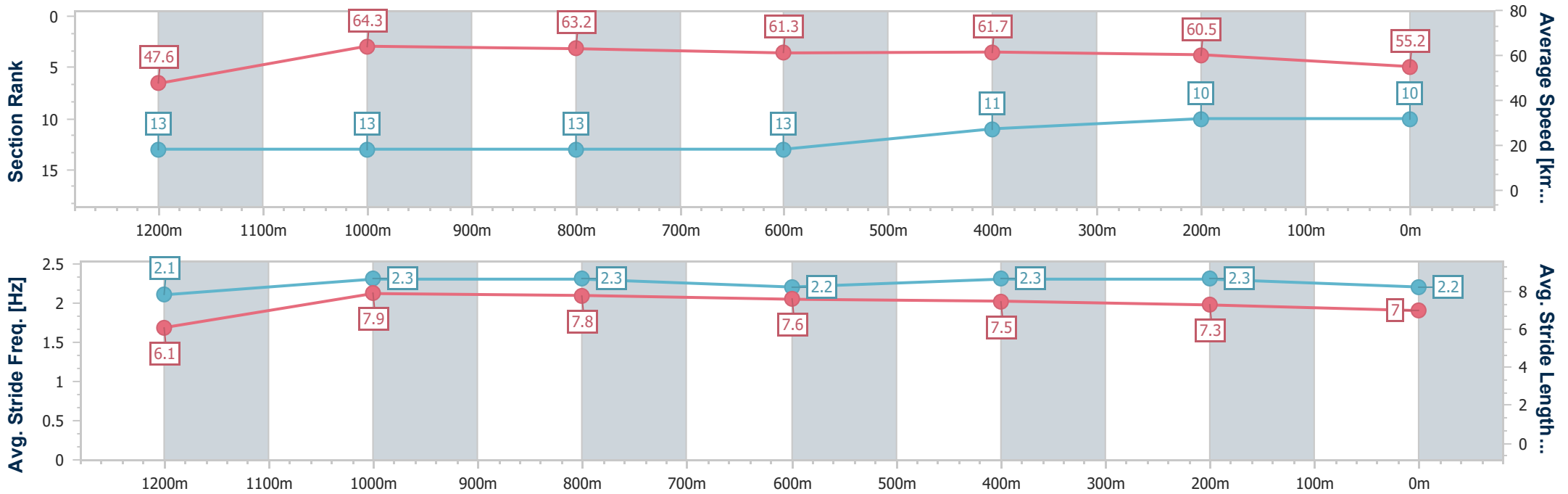
Horse/Jockey Name	Haysiri
Final Rank	10
Fastest Section Time (Section)	0:11.23 (1200m)
Top Speed [km/h] (Section)	66.2 (Overall)
Race State	Finished



Sunshine Coast QLD Professional
 Race 6: Ben Liddell Constructions 0 - 58 Handicap - 1400m
 25 October 2024 - 20:34
 Track Rating: Soft 5, Weather: Fine, Rail Position: True



Section	Overall	1200m	1000m	800m	600m	400m	200m
Section Times	1:26.36 [10] (0:15.10)	1:11.26 [13] (0:11.23)	1:00.03 [13] (0:11.45)	0:48.58 [13] (0:11.85)	0:36.73 [13] (0:11.77)	0:24.96 [11] (0:11.90)	0:13.06 [10] (0:13.06)
Average Speed [km/h]	47.6	64.3	63.2	61.3	61.7	60.5	55.2
Top Speed [km/h]	66.2	66.1	63.7	62.6	63.3	61.6	58.7
Avg. Dist. to Rail [m]	10.4	4.2	3.8	1.4	1.6	6.8	7.8
Avg. Stride Freq. [Hz]	2.1	2.3	2.3	2.2	2.3	2.3	2.2
Avg. Stride Length [m]	6.1	7.9	7.8	7.6	7.5	7.3	7.0



- [] Ranking at each section and finish
- .-.- No data available at this section
- NA No data available



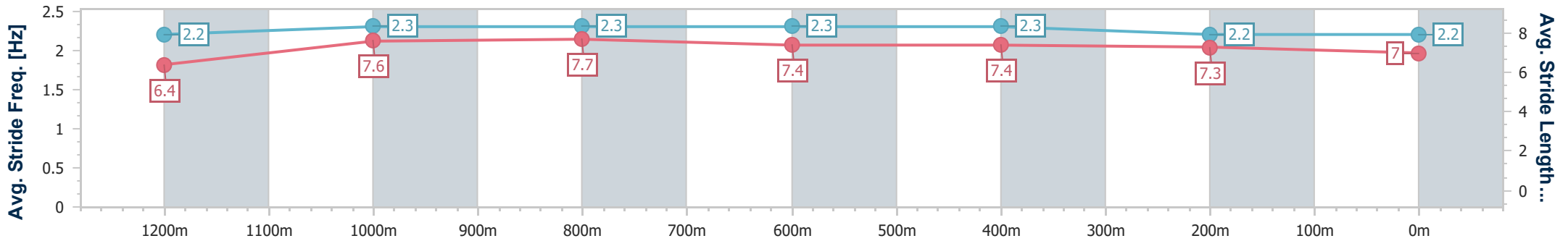
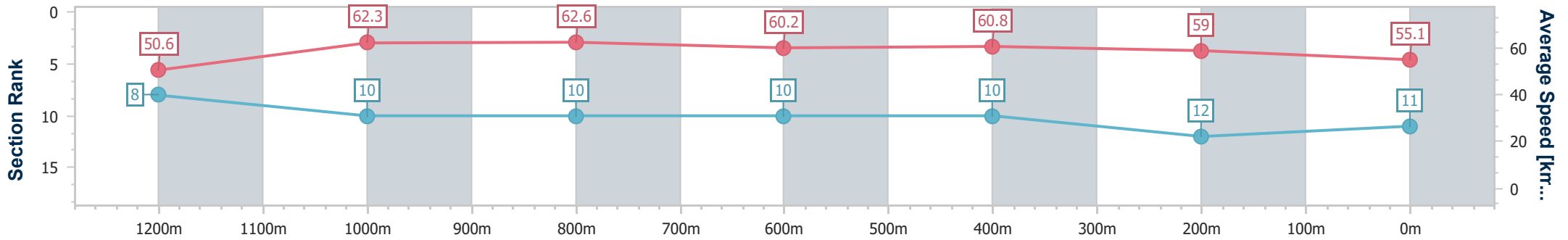
Horse/Jockey Name	Lumiere
Final Rank	11
Fastest Section Time (Section)	0:11.51 (1200m)
Top Speed [km/h] (Section)	64.2 (1200m)
Race State	Finished



Sunshine Coast QLD Professional
 Race 6: Ben Liddell Constructions 0 - 58 Handicap - 1400m
 25 October 2024 - 20:34
 Track Rating: Soft 5, Weather: Fine, Rail Position: True



Section	Overall	1200m	1000m	800m	600m	400m	200m
Section Times	1:26.51 [11] (0:14.31)	1:12.20 [8] (0:11.51)	1:00.69 [10] (0:11.59)	0:49.10 [10] (0:11.98)	0:37.12 [10] (0:11.83)	0:25.29 [10] (0:12.17)	0:13.12 [12] (0:13.12)
Average Speed [km/h]	50.6	62.3	62.6	60.2	60.8	59.0	55.1
Top Speed [km/h]	62.7	64.2	64.1	61.2	62.1	60.5	57.8
Avg. Dist. to Rail [m]	14.5	4.9	3.1	0.8	0.7	3.8	6.2
Avg. Stride Freq. [Hz]	2.2	2.3	2.3	2.3	2.3	2.2	2.2
Avg. Stride Length [m]	6.4	7.6	7.7	7.4	7.4	7.3	7.0



- [] Ranking at each section and finish
- .-.- No data available at this section
- NA No data available



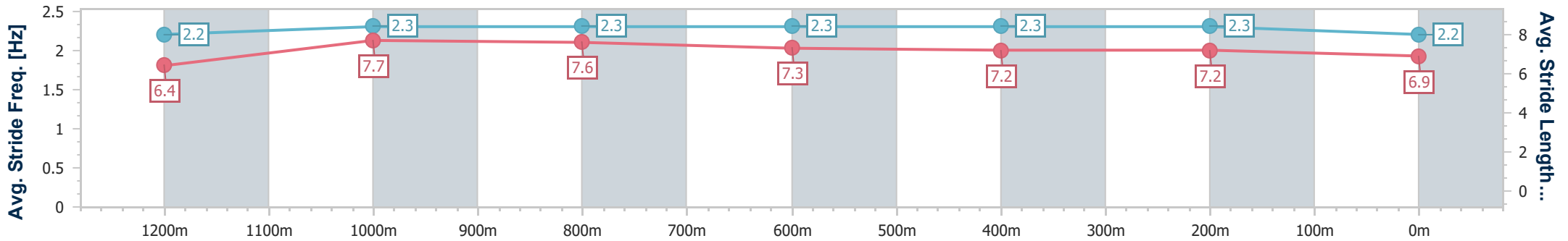
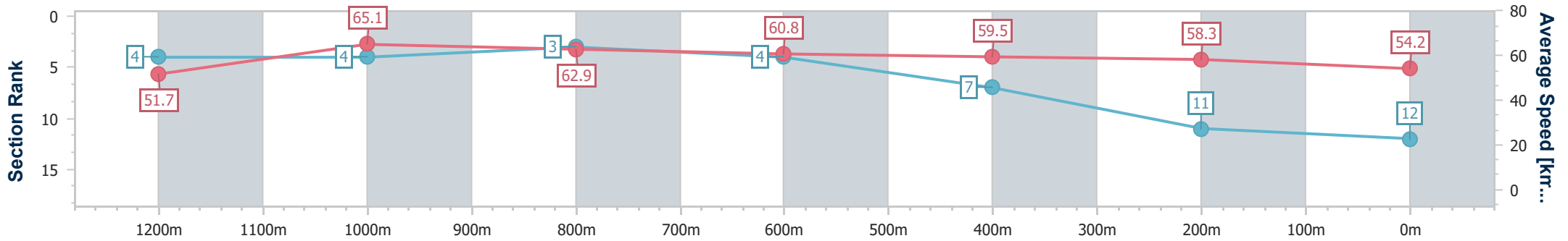
Horse/Jockey Name	Sing A Rainbow
Final Rank	12
Fastest Section Time (Section)	0:11.04 (1200m)
Top Speed [km/h] (Section)	66.1 (1200m)
Race State	Finished



Sunshine Coast QLD Professional
 Race 6: Ben Liddell Constructions 0 - 58 Handicap - 1400m
 25 October 2024 - 20:34
 Track Rating: Soft 5, Weather: Fine, Rail Position: True



Section	Overall	1200m	1000m	800m	600m	400m	200m
Section Times	1:26.62 [12] (0:13.97)	1:12.65 [4] (0:11.04)	1:01.61 [4] (0:11.56)	0:50.05 [3] (0:12.06)	0:37.99 [4] (0:12.34)	0:25.65 [7] (0:12.35)	0:13.30 [11] (0:13.30)
Average Speed [km/h]	51.7	65.1	62.9	60.8	59.5	58.3	54.2
Top Speed [km/h]	65.9	66.1	64.9	61.7	60.6	59.0	57.1
Avg. Dist. to Rail [m]	16.2	6.1	4.7	3.3	3.0	7.0	7.7
Avg. Stride Freq. [Hz]	2.2	2.3	2.3	2.3	2.3	2.3	2.2
Avg. Stride Length [m]	6.4	7.7	7.6	7.3	7.2	7.2	6.9



- [] Ranking at each section and finish
- .-.- No data available at this section
- NA No data available



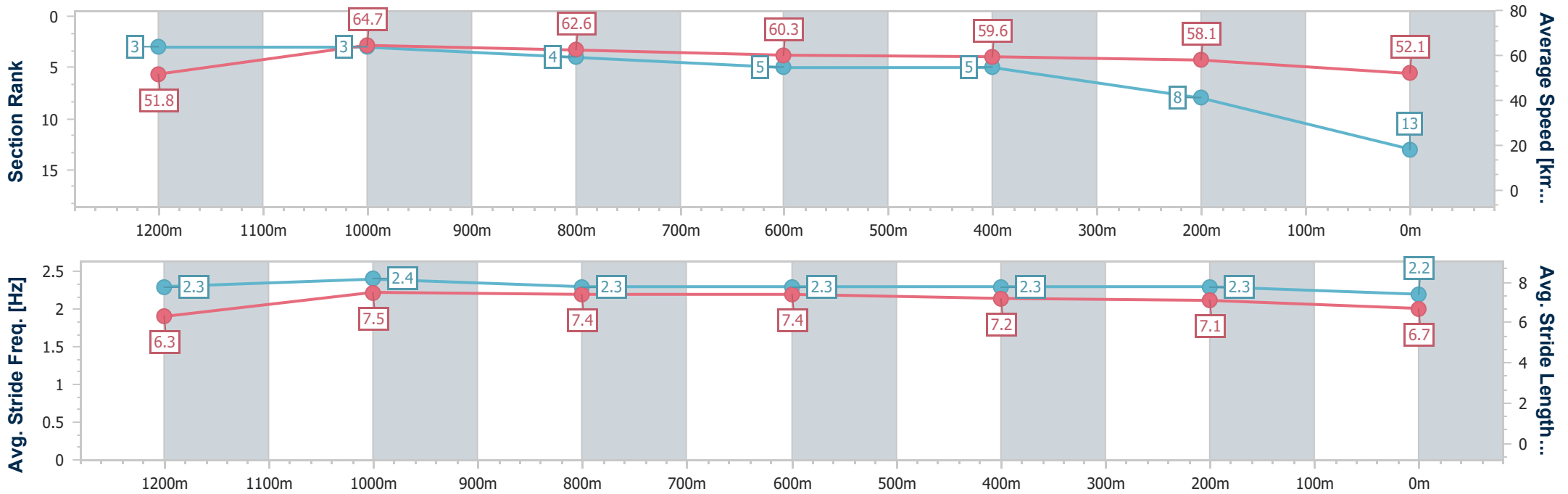
Horse/Jockey Name	Crypto Currency
Final Rank	13
Fastest Section Time (Section)	0:11.14 (1200m)
Top Speed [km/h] (Section)	65.7 (1200m)
Race State	Finished



Sunshine Coast QLD Professional
 Race 6: Ben Liddell Constructions 0 - 58 Handicap - 1400m
 25 October 2024 - 20:34
 Track Rating: Soft 5, Weather: Fine, Rail Position: True



Section	Overall	1200m	1000m	800m	600m	400m	200m
Section Times	1:27.10 [13] (0:13.86)	1:13.24 [3] (0:11.14)	1:02.10 [3] (0:11.61)	0:50.49 [4] (0:12.11)	0:38.38 [5] (0:12.14)	0:26.24 [5] (0:12.40)	0:13.84 [8] (0:13.84)
Average Speed [km/h]	51.8	64.7	62.6	60.3	59.6	58.1	52.1
Top Speed [km/h]	65.4	65.7	65.0	61.2	60.5	59.3	56.7
Avg. Dist. to Rail [m]	9.6	4.8	3.8	2.2	1.5	4.6	3.7
Avg. Stride Freq. [Hz]	2.3	2.4	2.3	2.3	2.3	2.3	2.2
Avg. Stride Length [m]	6.3	7.5	7.4	7.4	7.2	7.1	6.7



- [] Ranking at each section and finish
- .-.- No data available at this section
- NA No data available



Sunshine Coast QLD Professional

Race 7: Cellar Maintenance Australia Class 1 Handicap - 1200m

25 October 2024 - 21:04



Track Rating: Soft 5, Weather: Fine, Rail Position: True

Section		Overall	1000m	800m	600m	400m	200m	Last 600m						
Field Times		1:13.28 (0:13.94)	0:59.34 (0:11.40)	0:47.94 (0:12.31)	0:35.63 (0:12.10)	0:23.53 (0:11.45)	0:12.08 (0:12.08)	0:35.63						
Rank	TAB Horse/Jockey	Barrier	Top Speed [km/h]	Fastest Section										
													Margin	Distance Travelled [m]
1	1 NO NAME FRANK Georgina Cartwright	10	64.4 400m	0:11.39 400m	1:13.28 [1] (0:13.97)	0:59.31 [2] (0:11.54)	0:47.77 [2] (0:12.22)	0:35.55 [2] (0:12.08)	0:23.47 [2] (0:11.39)	0:12.08 [1] (0:12.08)	1:13.28	0:35.55		
2	8 SCRIBBLE Nikita Beriman	3	63.7 400m	0:11.44 400m	1:13.41 [2] (0:14.05)	0:59.36 [3] (0:11.65)	0:47.71 [3] (0:12.20)	0:35.51 [3] (0:11.95)	0:23.56 [3] (0:11.44)	0:12.12 [2] (0:12.12)	0.5L	0:35.51	-5	
3	4 CHANGE THE DEEL Cody Collis	4	63.8 400m	0:11.42 400m	1:13.46 [3] (0:14.42)	0:59.04 [6] (0:11.82)	0:47.22 [7] (0:12.16)	0:35.06 [7] (0:11.81)	0:23.25 [6] (0:11.42)	0:11.83 [6] (0:11.83)	0.7L	0:35.06	-5	
4	5 NEW HAMPSHIRE Kyle Wilson-Taylor	1	63.9 400m	0:11.46 400m	1:13.53 [4] (0:14.34)	0:59.19 [5] (0:11.60)	0:47.59 [5] (0:12.20)	0:35.39 [5] (0:11.89)	0:23.50 [4] (0:11.46)	0:12.04 [4] (0:12.04)	1L	0:35.39	-3	
5	3 LONE FORCE Angela Jones	13	65.2 400m	0:11.22 400m	1:13.69 [5] (0:14.51)	0:59.18 [7] (0:11.70)	0:47.48 [6] (0:12.23)	0:35.25 [9] (0:12.03)	0:23.22 [9] (0:11.22)	0:12.00 [8] (0:12.00)	1.8L	0:35.25	+1	
6	6 PRADO Karl Zechner	2	64.8 Overall	0:11.39 400m	1:13.70 [6] (0:14.72)	0:58.98 [8] (0:11.52)	0:47.46 [8] (0:12.18)	0:35.28 [8] (0:11.83)	0:23.45 [7] (0:11.39)	0:12.06 [7] (0:12.06)	1.9L	0:35.28	-4	
7	10 MISS BACALL Sean Cormack	11	64.7 400m	0:11.48 400m	1:13.98 [7] (0:14.28)	0:59.70 [4] (0:11.56)	0:48.14 [4] (0:12.24)	0:35.90 [4] (0:11.98)	0:23.92 [5] (0:11.48)	0:12.44 [5] (0:12.44)	3.4L	0:35.90	-1	
8	7 CRUMPETS Mark Du Plessis	6	65.8 1000m	0:11.40 1000m	1:14.08 [8] (0:13.94)	1:00.14 [1] (0:11.40)	0:48.74 [1] (0:12.31)	0:36.43 [1] (0:12.10)	0:24.33 [1] (0:11.62)	0:12.71 [3] (0:12.71)	3.9L	0:36.43	+1	
9	13 CLAUDIUS Samantha Collett	12	63.5 400m	0:11.60 400m	1:14.21 [9] (0:14.73)	0:59.48 [9] (0:11.71)	0:47.77 [9] (0:11.94)	0:35.83 [6] (0:11.95)	0:23.88 [8] (0:11.60)	0:12.28 [9] (0:12.28)	4.7L	0:35.83	+3	

Scratched: Revitup Charlie (#11), Gallery Master (#12), Darling Heart (#9), Ashanko (#2)

[] Ranking at each section and finish
 -:-:- No data available at this section
 NA No data available

SCN Saddle cloth number
 DNF Did not finish
 DNT Did not track



Horse/Jockey Name	No Name Frank
Final Rank	1
Fastest Section Time (Section)	0:11.39 (400m)
Top Speed [km/h] (Section)	64.4 (400m)
Race State	Finished



Sunshine Coast QLD Professional

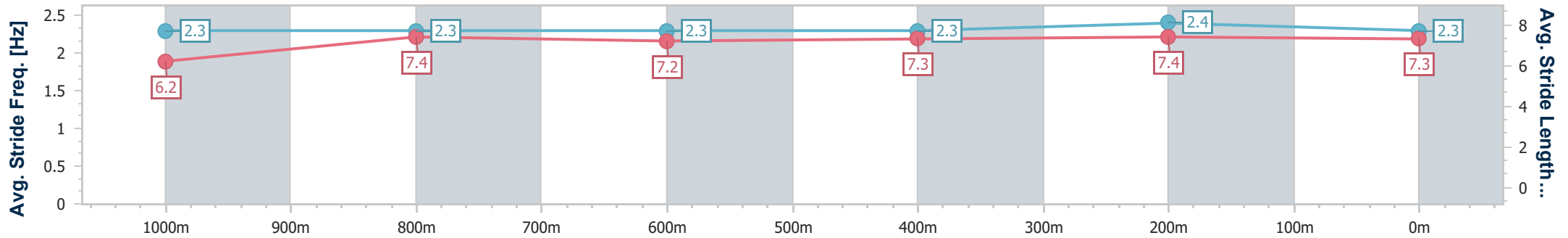
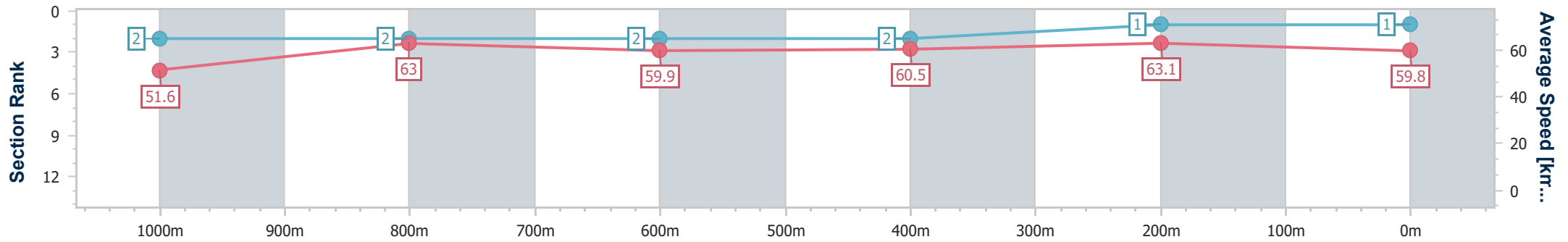
Race 7: Cellar Maintenance Australia Class 1 Handicap - 1200m



25 October 2024 - 21:04

Track Rating: Soft 5, Weather: Fine, Rail Position: True

Section	Overall	1000m	800m	600m	400m	200m
Section Times	1:13.28 [1] (0:13.97)	0:59.31 [2] (0:11.54)	0:47.77 [2] (0:12.22)	0:35.55 [2] (0:12.08)	0:23.47 [2] (0:11.39)	0:12.08 [1] (0:12.08)
Average Speed [km/h]	51.6	63.0	59.9	60.5	63.1	59.8
Top Speed [km/h]	63.4	64.4	61.0	62.0	64.4	62.1
Avg. Dist. to Rail [m]	6.9	4.7	3.0	2.4	5.2	5.4
Avg. Stride Freq. [Hz]	2.3	2.3	2.3	2.3	2.4	2.3
Avg. Stride Length [m]	6.2	7.4	7.2	7.3	7.4	7.3



- [] Ranking at each section and finish
- .-.- No data available at this section
- NA No data available



Horse/Jockey Name	Scribble
Final Rank	2
Fastest Section Time (Section)	0:11.44 (400m)
Top Speed [km/h] (Section)	63.7 (400m)
Race State	Finished



Sunshine Coast QLD Professional

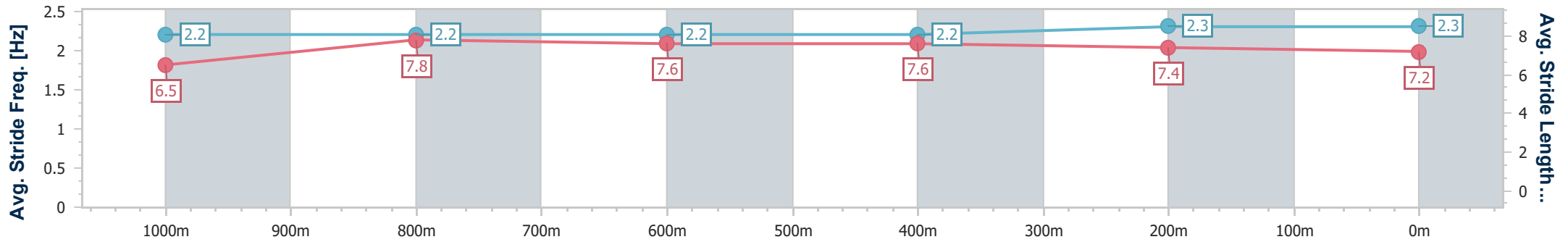
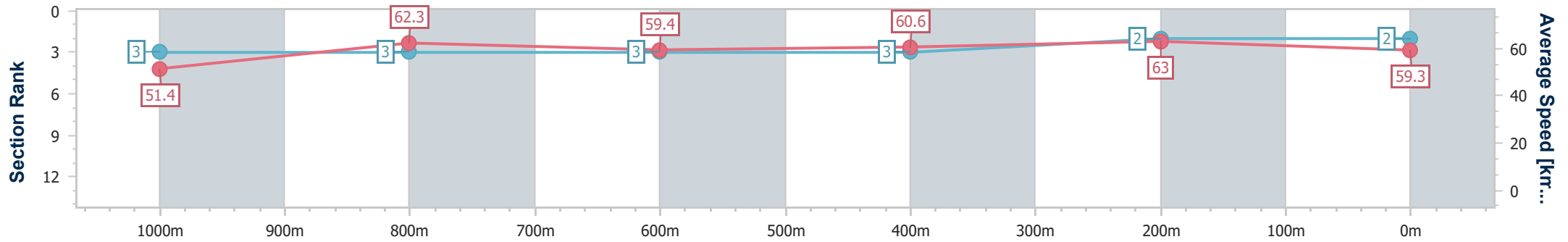
Race 7: Cellar Maintenance Australia Class 1 Handicap - 1200m



25 October 2024 - 21:04

Track Rating: Soft 5, Weather: Fine, Rail Position: True

Section	Overall	1000m	800m	600m	400m	200m
Section Times	1:13.41 [2] (0:14.05)	0:59.36 [3] (0:11.65)	0:47.71 [3] (0:12.20)	0:35.51 [3] (0:11.95)	0:23.56 [3] (0:11.44)	0:12.12 [2] (0:12.12)
Average Speed [km/h]	51.4	62.3	59.4	60.6	63.0	59.3
Top Speed [km/h]	63.3	63.2	61.1	61.7	63.7	62.8
Avg. Dist. to Rail [m]	3.8	2.6	1.5	0.6	2.7	3.6
Avg. Stride Freq. [Hz]	2.2	2.2	2.2	2.2	2.3	2.3
Avg. Stride Length [m]	6.5	7.8	7.6	7.6	7.4	7.2



- [] Ranking at each section and finish
- .-.- No data available at this section
- NA No data available



Horse/Jockey Name	Change The Deel
Final Rank	3
Fastest Section Time (Section)	0:11.42 (400m)
Top Speed [km/h] (Section)	63.8 (400m)
Race State	Finished



Sunshine Coast QLD Professional

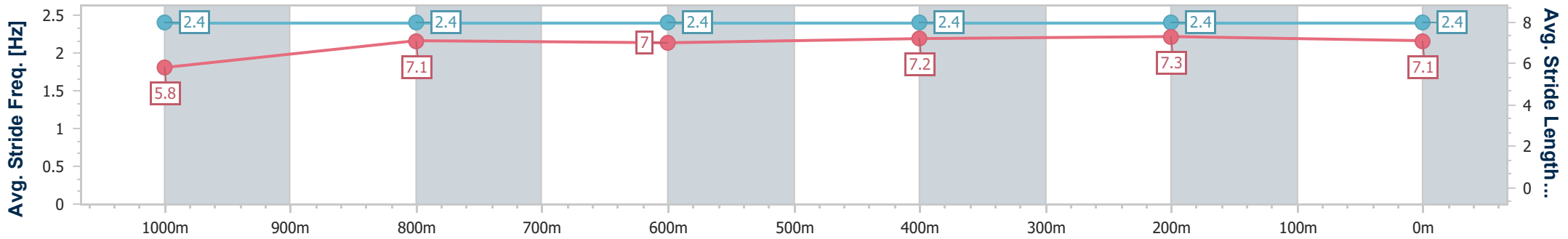
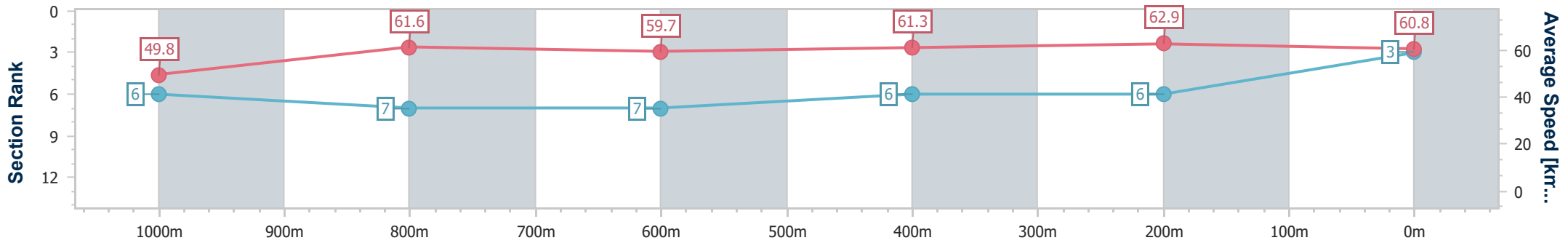
Race 7: Cellar Maintenance Australia Class 1 Handicap - 1200m



25 October 2024 - 21:04

Track Rating: Soft 5, Weather: Fine, Rail Position: True

Section	Overall	1000m	800m	600m	400m	200m
Section Times	1:13.46 [3] (0:14.42)	0:59.04 [6] (0:11.82)	0:47.22 [7] (0:12.16)	0:35.06 [7] (0:11.81)	0:23.25 [6] (0:11.42)	0:11.83 [6] (0:11.83)
Average Speed [km/h]	49.8	61.6	59.7	61.3	62.9	60.8
Top Speed [km/h]	63.0	62.6	61.7	62.6	63.8	62.7
Avg. Dist. to Rail [m]	4.8	3.7	1.6	0.6	5.5	8.0
Avg. Stride Freq. [Hz]	2.4	2.4	2.4	2.4	2.4	2.4
Avg. Stride Length [m]	5.8	7.1	7.0	7.2	7.3	7.1



- [] Ranking at each section and finish
- .-.- No data available at this section
- NA No data available



Horse/Jockey Name	New Hampshire
Final Rank	4
Fastest Section Time (Section)	0:11.46 (400m)
Top Speed [km/h] (Section)	63.9 (400m)
Race State	Finished



Sunshine Coast QLD Professional

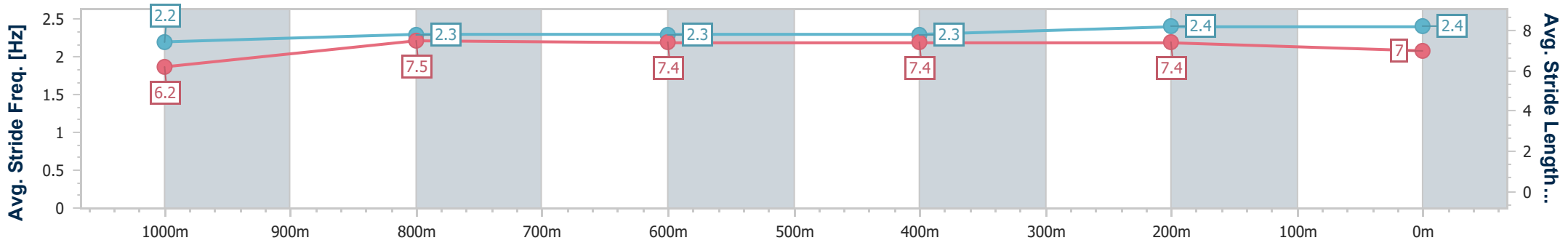
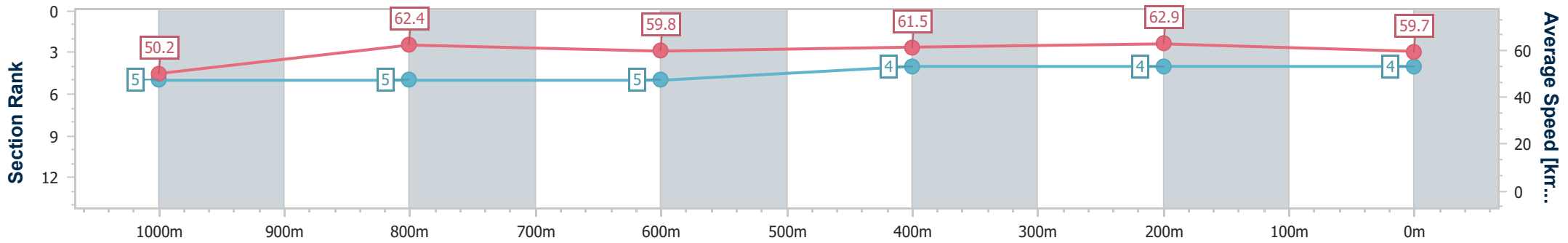
Race 7: Cellar Maintenance Australia Class 1 Handicap - 1200m



25 October 2024 - 21:04

Track Rating: Soft 5, Weather: Fine, Rail Position: True

Section	Overall	1000m	800m	600m	400m	200m
Section Times	1:13.53 [4] (0:14.34)	0:59.19 [5] (0:11.60)	0:47.59 [5] (0:12.20)	0:35.39 [5] (0:11.89)	0:23.50 [4] (0:11.46)	0:12.04 [4] (0:12.04)
Average Speed [km/h]	50.2	62.4	59.8	61.5	62.9	59.7
Top Speed [km/h]	62.5	63.2	61.6	63.7	63.9	62.3
Avg. Dist. to Rail [m]	2.2	2.4	2.2	2.3	5.2	7.2
Avg. Stride Freq. [Hz]	2.2	2.3	2.3	2.3	2.4	2.4
Avg. Stride Length [m]	6.2	7.5	7.4	7.4	7.4	7.0



- [] Ranking at each section and finish
- .-.- No data available at this section
- NA No data available



Horse/Jockey Name	Lone Force
Final Rank	5
Fastest Section Time (Section)	0:11.22 (400m)
Top Speed [km/h] (Section)	65.2 (400m)
Race State	Finished



Sunshine Coast QLD Professional

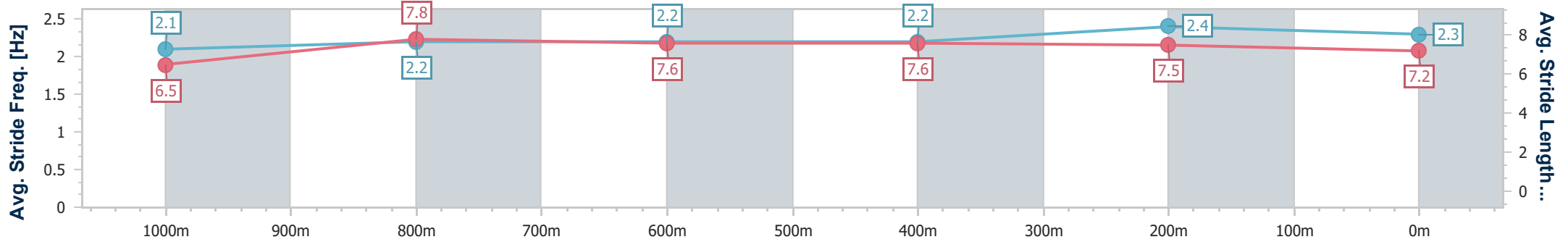
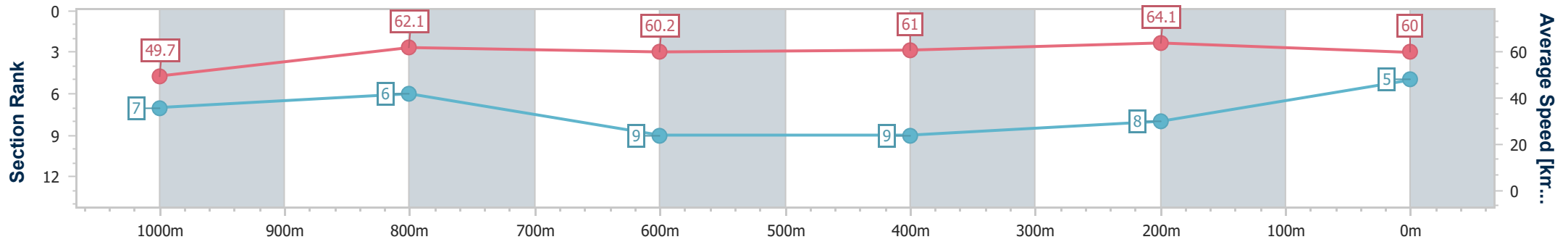
Race 7: Cellar Maintenance Australia Class 1 Handicap - 1200m



25 October 2024 - 21:04

Track Rating: Soft 5, Weather: Fine, Rail Position: True

Section	Overall	1000m	800m	600m	400m	200m
Section Times	1:13.69 [5] (0:14.51)	0:59.18 [7] (0:11.70)	0:47.48 [6] (0:12.23)	0:35.25 [9] (0:12.03)	0:23.22 [9] (0:11.22)	0:12.00 [8] (0:12.00)
Average Speed [km/h]	49.7	62.1	60.2	61.0	64.1	60.0
Top Speed [km/h]	62.2	62.8	61.1	62.2	65.2	63.0
Avg. Dist. to Rail [m]	8.4	4.3	3.3	2.8	2.8	3.0
Avg. Stride Freq. [Hz]	2.1	2.2	2.2	2.2	2.4	2.3
Avg. Stride Length [m]	6.5	7.8	7.6	7.6	7.5	7.2



- [] Ranking at each section and finish
- .-.- No data available at this section
- NA No data available



Horse/Jockey Name	Prado
Final Rank	6
Fastest Section Time (Section)	0:11.39 (400m)
Top Speed [km/h] (Section)	64.8 (Overall)
Race State	Finished



Sunshine Coast QLD Professional

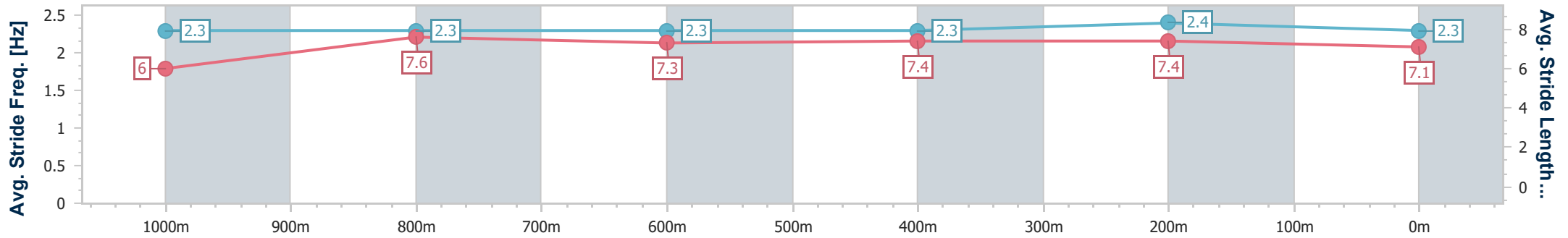
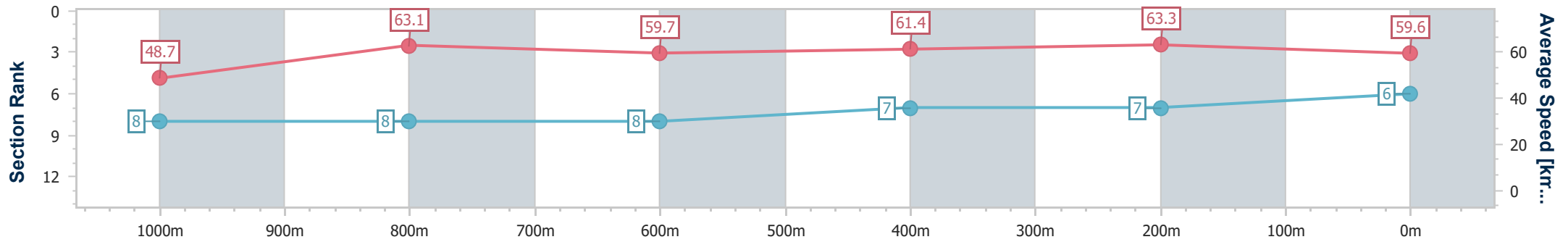
Race 7: Cellar Maintenance Australia Class 1 Handicap - 1200m



25 October 2024 - 21:04

Track Rating: Soft 5, Weather: Fine, Rail Position: True

Section	Overall	1000m	800m	600m	400m	200m
Section Times	1:13.70 [6] (0:14.72)	0:58.98 [8] (0:11.52)	0:47.46 [8] (0:12.18)	0:35.28 [8] (0:11.83)	0:23.45 [7] (0:11.39)	0:12.06 [7] (0:12.06)
Average Speed [km/h]	48.7	63.1	59.7	61.4	63.3	59.6
Top Speed [km/h]	64.8	64.6	62.1	62.4	64.2	62.6
Avg. Dist. to Rail [m]	3.6	2.5	1.9	1.8	3.6	4.4
Avg. Stride Freq. [Hz]	2.3	2.3	2.3	2.3	2.4	2.3
Avg. Stride Length [m]	6.0	7.6	7.3	7.4	7.4	7.1



- [] Ranking at each section and finish
- .-.- No data available at this section
- NA No data available



Horse/Jockey Name	Miss Bacall
Final Rank	7
Fastest Section Time (Section)	0:11.48 (400m)
Top Speed [km/h] (Section)	64.7 (400m)
Race State	Finished



Sunshine Coast QLD Professional

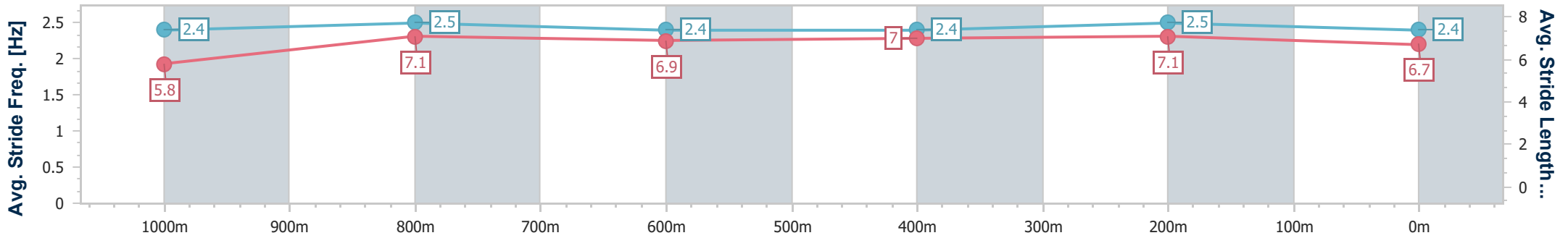
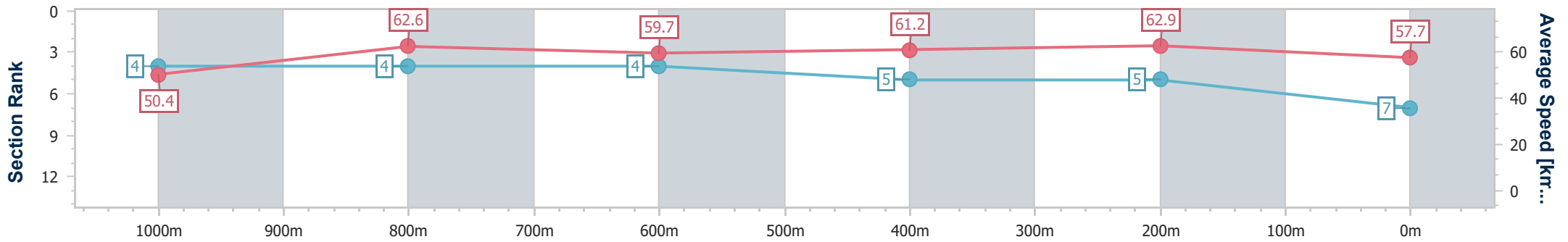
Race 7: Cellar Maintenance Australia Class 1 Handicap - 1200m



25 October 2024 - 21:04

Track Rating: Soft 5, Weather: Fine, Rail Position: True

Section	Overall	1000m	800m	600m	400m	200m
Section Times	1:13.98 [7] (0:14.28)	0:59.70 [4] (0:11.56)	0:48.14 [4] (0:12.24)	0:35.90 [4] (0:11.98)	0:23.92 [5] (0:11.48)	0:12.44 [5] (0:12.44)
Average Speed [km/h]	50.4	62.6	59.7	61.2	62.9	57.7
Top Speed [km/h]	62.5	64.2	60.8	62.2	64.7	61.7
Avg. Dist. to Rail [m]	7.2	3.2	2.3	3.1	7.6	7.8
Avg. Stride Freq. [Hz]	2.4	2.5	2.4	2.4	2.5	2.4
Avg. Stride Length [m]	5.8	7.1	6.9	7.0	7.1	6.7



- [] Ranking at each section and finish
- .-.- No data available at this section
- NA No data available



Horse/Jockey Name	Crumpets
Final Rank	8
Fastest Section Time (Section)	0:11.40 (1000m)
Top Speed [km/h] (Section)	65.8 (1000m)
Race State	Finished



Sunshine Coast QLD Professional

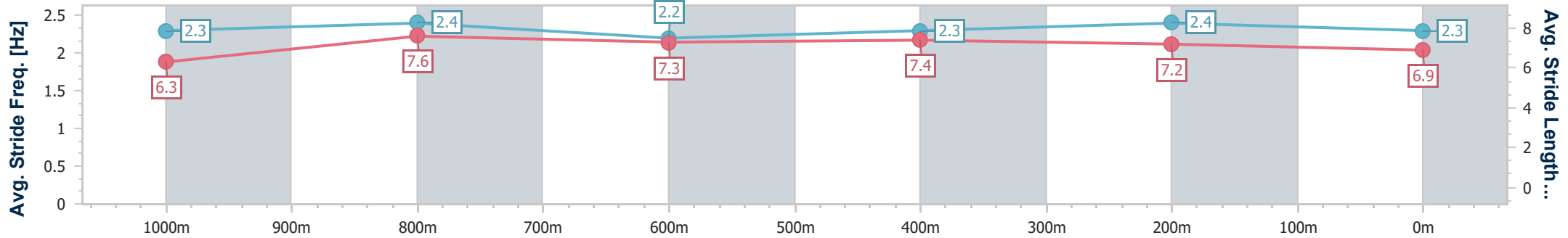
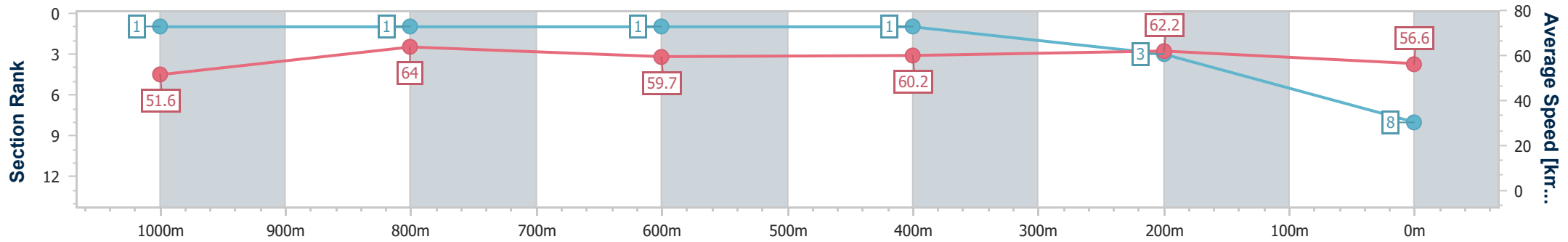
Race 7: Cellar Maintenance Australia Class 1 Handicap - 1200m



25 October 2024 - 21:04

Track Rating: Soft 5, Weather: Fine, Rail Position: True

Section	Overall	1000m	800m	600m	400m	200m
Section Times	1:14.08 [8] (0:13.94)	1:00.14 [1] (0:11.40)	0:48.74 [1] (0:12.31)	0:36.43 [1] (0:12.10)	0:24.33 [1] (0:11.62)	0:12.71 [3] (0:12.71)
Average Speed [km/h]	51.6	64.0	59.7	60.2	62.2	56.6
Top Speed [km/h]	65.6	65.8	61.5	61.8	62.8	60.7
Avg. Dist. to Rail [m]	5.5	4.8	3.6	2.3	5.3	5.8
Avg. Stride Freq. [Hz]	2.3	2.4	2.2	2.3	2.4	2.3
Avg. Stride Length [m]	6.3	7.6	7.3	7.4	7.2	6.9



- [] Ranking at each section and finish
- .-.- No data available at this section
- NA No data available



Horse/Jockey Name	Claudius
Final Rank	9
Fastest Section Time (Section)	0:11.60 (400m)
Top Speed [km/h] (Section)	63.5 (400m)
Race State	Finished



Sunshine Coast QLD Professional

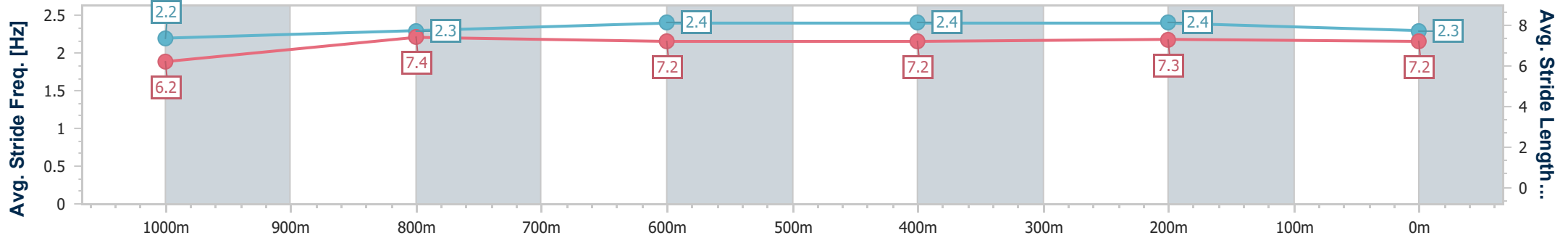
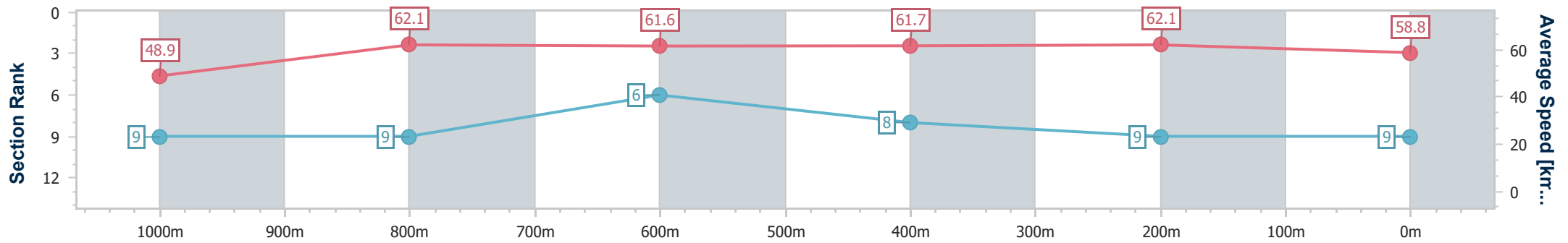
Race 7: Cellar Maintenance Australia Class 1 Handicap - 1200m



25 October 2024 - 21:04

Track Rating: Soft 5, Weather: Fine, Rail Position: True

Section	Overall	1000m	800m	600m	400m	200m
Section Times	1:14.21 [9] (0:14.73)	0:59.48 [9] (0:11.71)	0:47.77 [9] (0:11.94)	0:35.83 [6] (0:11.95)	0:23.88 [8] (0:11.60)	0:12.28 [9] (0:12.28)
Average Speed [km/h]	48.9	62.1	61.6	61.7	62.1	58.8
Top Speed [km/h]	63.0	63.0	62.9	62.9	63.5	60.8
Avg. Dist. to Rail [m]	8.2	4.8	3.8	4.2	8.0	9.1
Avg. Stride Freq. [Hz]	2.2	2.3	2.4	2.4	2.4	2.3
Avg. Stride Length [m]	6.2	7.4	7.2	7.2	7.3	7.2



- [] Ranking at each section and finish
- .-.- No data available at this section
- NA No data available