



Eagle Farm QLD Professional

Race 1: Sky Racing Maiden Handicap - 1800m

23 October 2024 - 13:33



BRISBANE
RACING CLUB

Track Rating: Good 4, Weather: Fine, Rail Position: +10m Entire

Section		Field Times											
		Overall	1600m	1400m	1200m	1000m	800m	600m	Last 600m				
		1:50.25 (0:14.07)	1:36.18 (0:11.52)	1:24.66 (0:11.66)	1:13.00 (0:11.74)	1:01.26 (0:12.35)	0:48.91 (0:12.24)	0:36.67 (0:12.21)	0:36.67				
Rank	TAB Horse/Jockey	Barrier	Top Speed [km/h]	Fastest Section									Distance Travelled [m]
1	1 VICTORY COMMAND Cody Collis	4	64.8 1600m	0:11.37 1600m	1:50.25 [1] (0:14.95)	1:35.30 [6] (0:11.37)	1:23.93 [7] (0:11.79)	1:12.14 [7] (0:11.67)	1:00.47 [6] (0:12.38)	0:48.09 [6] (0:12.02)	0:36.07 [5] (0:11.97)	0:36.07	
2	2 ARGERICH Ron Stewart	5	65.2 1600m	0:11.31 1600m	1:50.30 [2] (0:15.00)	1:35.30 [7] (0:11.31)	1:23.99 [6] (0:11.75)	1:12.24 [6] (0:11.74)	1:00.50 [7] (0:12.56)	0:47.94 [8] (0:11.90)	0:36.04 [7] (0:11.92)	0:36.04	+18
3	5 EFFIE'S JOY Angela Jones	9	65.7 1600m	0:11.23 1600m	1:50.37 [3] (0:15.24)	1:35.13 [8] (0:11.23)	1:23.90 [8] (0:11.86)	1:12.04 [8] (0:11.66)	1:00.38 [8] (0:12.51)	0:47.87 [9] (0:11.99)	0:35.88 [9] (0:11.68)	0:35.88	+10
4	9 OPTIMUS MAXIMUS Emily Lang	2	63.8 1600m	0:11.52 1600m	1:50.62 [4] (0:14.07)	1:36.55 [1] (0:11.52)	1:25.03 [1] (0:11.66)	1:13.37 [1] (0:11.85)	1:01.52 [2] (0:12.46)	0:49.06 [2] (0:12.16)	0:36.90 [2] (0:12.18)	0:36.90	+3
5	6 PRIDE OF SAVABELLA Cejay Graham	1	64.9 1600m	0:11.33 1600m	1:50.66 [5] (0:14.57)	1:36.09 [5] (0:11.33)	1:24.76 [5] (0:11.77)	1:12.99 [5] (0:11.67)	1:01.32 [3] (0:12.50)	0:48.82 [3] (0:12.06)	0:36.76 [3] (0:12.14)	0:36.76	+3
6	7 DIVINE CHARM Micheal Hellyer	6	65.3 1600m	0:11.32 1600m	1:50.94 [6] (0:15.32)	1:35.62 [9] (0:11.32)	1:24.30 [9] (0:11.79)	1:12.51 [9] (0:11.61)	1:00.90 [9] (0:12.30)	0:48.60 [7] (0:11.93)	0:36.67 [8] (0:11.96)	0:36.67	-1
7	4 FORT DENISON Noriyuki Masuda	8	64.1 1200m	0:11.45 1400m	1:51.21 [7] (0:14.23)	1:36.98 [3] (0:11.62)	1:25.36 [4] (0:11.45)	1:13.91 [2] (0:11.69)	1:02.22 [1] (0:12.35)	0:49.87 [1] (0:12.24)	0:37.63 [1] (0:12.21)	0:37.63	+5
8	3 SHARMAN PETE Kyle Wilson-Taylor	7	64.4 1600m	0:11.58 1600m	1:51.36 [8] (0:14.14)	1:37.22 [2] (0:11.58)	1:25.64 [2] (0:11.66)	1:13.98 [3] (0:11.97)	1:02.01 [4] (0:12.55)	0:49.46 [4] (0:12.12)	0:37.34 [4] (0:11.95)	0:37.34	+8
9	8 LADY DEANNE Samantha Collett	3	64.8 1600m	0:11.28 1600m	1:51.91 [9] (0:14.55)	1:37.36 [4] (0:11.28)	1:26.08 [3] (0:11.78)	1:14.30 [4] (0:11.84)	1:02.46 [5] (0:12.58)	0:49.88 [5] (0:12.21)	0:37.67 [6] (0:12.44)	0:37.67	+10

[] Ranking at each section and finish
 -:-:- No data available at this section
 NA No data available

SCN Saddle cloth number
 DNF Did not finish
 DNT Did not track



Eagle Farm QLD Professional

Race 1: Sky Racing Maiden Handicap - 1800m

23 October 2024 - 13:33



BRISBANE
RACING CLUB

Track Rating: Good 4, Weather: Fine, Rail Position: +10m Entire

Section				400m	200m			Last 600m		
Field Times				0:24.46 (0:11.98)	0:12.48 (0:12.48)			0:36.67		
Rank	TAB	Horse/Jockey	Barrier	Top Speed [km/h]	Fastest Section	Margin				Distance Travelled [m]
1	1	VICTORY COMMAND Cody Collis	4	64.8 1600m	0:11.37 1600m	0:24.10 [5] (0:11.64)	0:12.46 [2] (0:12.46)	1:50.25	0:36.07	
2	2	ARGERICH Ron Stewart	5	65.2 1600m	0:11.31 1600m	0:24.12 [7] (0:11.59)	0:12.53 [1] (0:12.53)	0.27L	0:36.04 +18	
3	5	EFFIE'S JOY Angela Jones	9	65.7 1600m	0:11.23 1600m	0:24.20 [6] (0:11.69)	0:12.51 [4] (0:12.51)	0.71L	0:35.88 +10	
4	9	OPTIMUS MAXIMUS Emily Lang	2	63.8 1600m	0:11.52 1600m	0:24.72 [2] (0:11.94)	0:12.78 [3] (0:12.78)	2.17L	0:36.90 +3	
5	6	PRIDE OF SAVABELLA Cejay Graham	1	64.9 1600m	0:11.33 1600m	0:24.62 [4] (0:11.97)	0:12.65 [5] (0:12.65)	2.43L	0:36.76 +3	
6	7	DIVINE CHARM Micheal Hellyer	6	65.3 1600m	0:11.32 1600m	0:24.71 [8] (0:12.09)	0:12.62 [8] (0:12.62)	4.04L	0:36.67 -1	
7	4	FORT DENISON Noriyuki Masuda	8	64.1 1200m	0:11.45 1400m	0:25.42 [1] (0:12.28)	0:13.14 [6] (0:13.14)	5.62L	0:37.63 +5	
8	3	SHARMAN PETE Kyle Wilson-Taylor	7	64.4 1600m	0:11.58 1600m	0:25.39 [3] (0:12.11)	0:13.28 [7] (0:13.28)	6.54L	0:37.34 +8	
9	8	LADY DEANNE Samantha Collett	3	64.8 1600m	0:11.28 1600m	0:25.23 [9] (0:12.28)	0:12.95 [9] (0:12.95)	9.77L	0:37.67 +10	



Horse/Jockey Name	Victory Command
Final Rank	1
Fastest Section Time (Section)	0:11.37 (1600m)
Top Speed [km/h] (Section)	64.8 (1600m)
Race State	Finished



Eagle Farm QLD Professional

Race 1: Sky Racing Maiden Handicap - 1800m

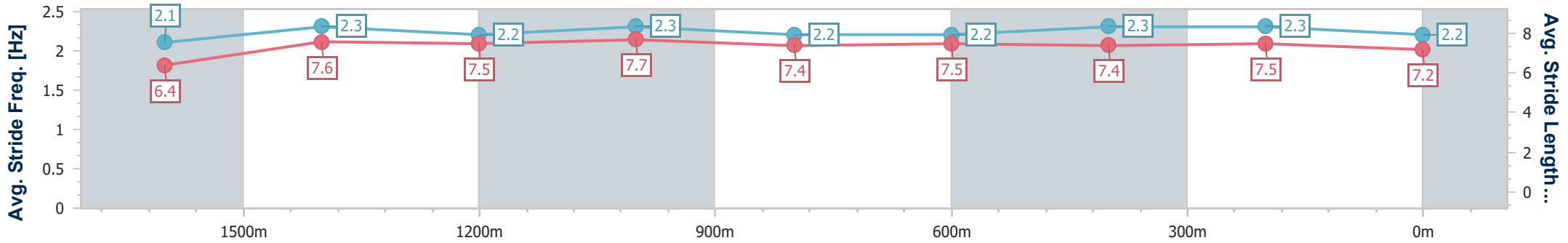
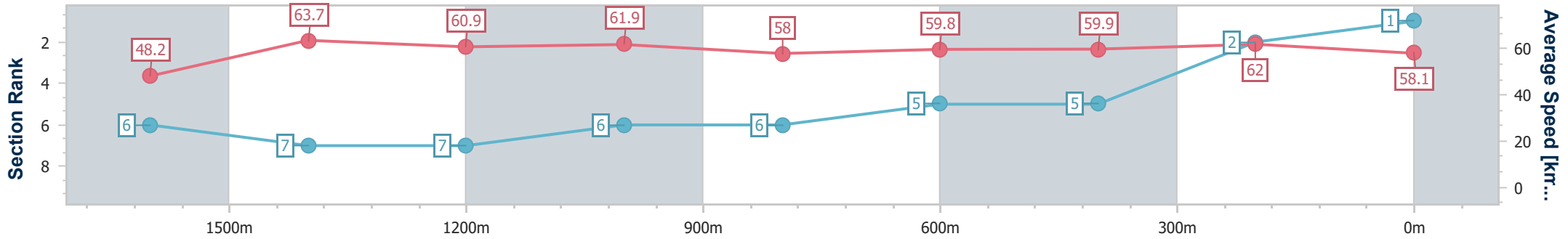
23 October 2024 - 13:33

Track Rating: Good 4, Weather: Fine, Rail Position: +10m Entire



BRISBANE RACING CLUB

Section	Overall	1600m	1400m	1200m	1000m	800m	600m	400m	200m
Section Times	1:50.25 [1] (0:14.95)	1:35.30 [6] (0:11.37)	1:23.93 [7] (0:11.79)	1:12.14 [7] (0:11.67)	1:00.47 [6] (0:12.38)	0:48.09 [6] (0:12.02)	0:36.07 [5] (0:11.97)	0:24.10 [5] (0:11.64)	0:12.46 [2] (0:12.46)
Average Speed [km/h]	48.2	63.7	60.9	61.9	58.0	59.8	59.9	62.0	58.1
Top Speed [km/h]	62.0	64.8	63.1	63.1	59.3	61.1	62.3	63.8	59.1
Avg. Dist. to Rail [m]	2.8	1.1	1.6	1.6	0.7	1.1	0.7	2.6	3.5
Avg. Stride Freq. [Hz]	2.1	2.3	2.2	2.3	2.2	2.2	2.3	2.3	2.2
Avg. Stride Length [m]	6.4	7.6	7.5	7.7	7.4	7.5	7.4	7.5	7.2



- [] Ranking at each section and finish
- .-.- No data available at this section
- NA No data available



Horse/Jockey Name	Argerich
Final Rank	2
Fastest Section Time (Section)	0:11.31 (1600m)
Top Speed [km/h] (Section)	65.2 (1600m)
Race State	Finished



Eagle Farm QLD Professional

Race 1: Sky Racing Maiden Handicap - 1800m

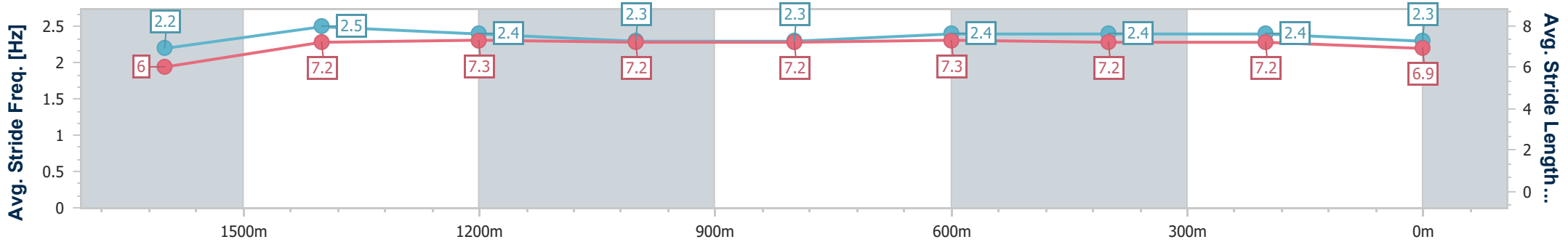
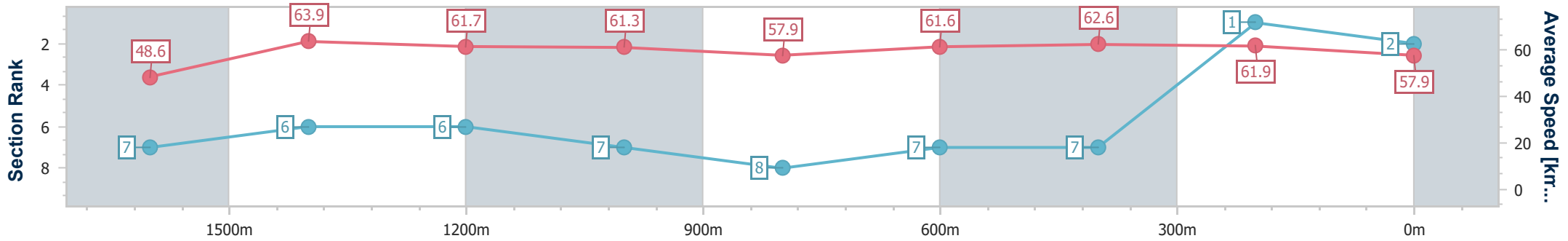
23 October 2024 - 13:33

Track Rating: Good 4, Weather: Fine, Rail Position: +10m Entire



BRISBANE RACING CLUB

Section	Overall	1600m	1400m	1200m	1000m	800m	600m	400m	200m
Section Times	1:50.30 [2] (0:15.00)	1:35.30 [7] (0:11.31)	1:23.99 [6] (0:11.75)	1:12.24 [6] (0:11.74)	1:00.50 [7] (0:12.56)	0:47.94 [8] (0:11.90)	0:36.04 [7] (0:11.92)	0:24.12 [7] (0:11.59)	0:12.53 [1] (0:12.53)
Average Speed [km/h]	48.6	63.9	61.7	61.3	57.9	61.6	62.6	61.9	57.9
Top Speed [km/h]	61.9	65.2	63.2	63.5	59.6	64.2	63.6	64.1	60.1
Avg. Dist. to Rail [m]	4.3	3.3	3.1	2.6	2.2	3.2	7.7	7.2	4.7
Avg. Stride Freq. [Hz]	2.2	2.5	2.4	2.3	2.3	2.4	2.4	2.4	2.3
Avg. Stride Length [m]	6.0	7.2	7.3	7.2	7.2	7.3	7.2	7.2	6.9



- [] Ranking at each section and finish
- .-.- No data available at this section
- NA No data available



Horse/Jockey Name	Effie's Joy
Final Rank	3
Fastest Section Time (Section)	0:11.23 (1600m)
Top Speed [km/h] (Section)	65.7 (1600m)
Race State	Finished



Eagle Farm QLD Professional

Race 1: Sky Racing Maiden Handicap - 1800m

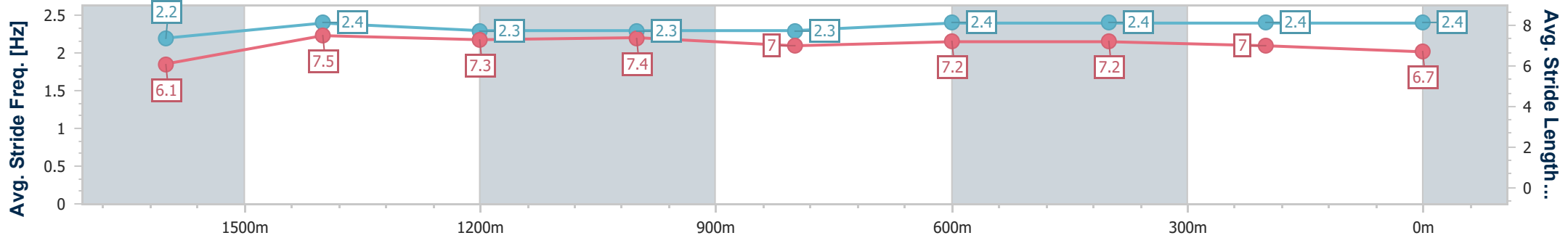
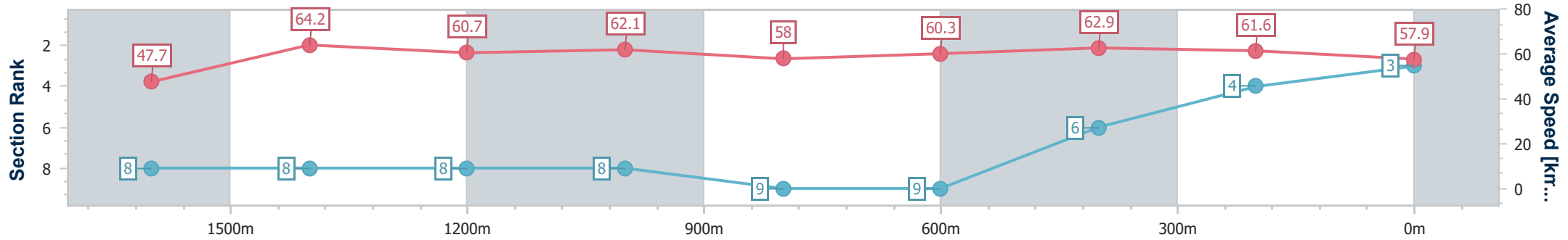
23 October 2024 - 13:33

Track Rating: Good 4, Weather: Fine, Rail Position: +10m Entire



BRISBANE RACING CLUB

Section	Overall	1600m	1400m	1200m	1000m	800m	600m	400m	200m
Section Times	1:50.37 [3] (0:15.24)	1:35.13 [8] (0:11.23)	1:23.90 [8] (0:11.86)	1:12.04 [8] (0:11.66)	1:00.38 [8] (0:12.51)	0:47.87 [9] (0:11.99)	0:35.88 [9] (0:11.68)	0:24.20 [6] (0:11.69)	0:12.51 [4] (0:12.51)
Average Speed [km/h]	47.7	64.2	60.7	62.1	58.0	60.3	62.9	61.6	57.9
Top Speed [km/h]	62.1	65.7	62.8	63.1	59.6	63.9	64.1	63.6	60.3
Avg. Dist. to Rail [m]	5.8	1.0	0.9	1.3	1.8	1.6	3.9	4.4	5.1
Avg. Stride Freq. [Hz]	2.2	2.4	2.3	2.3	2.3	2.4	2.4	2.4	2.4
Avg. Stride Length [m]	6.1	7.5	7.3	7.4	7.0	7.2	7.2	7.0	6.7



- [] Ranking at each section and finish
- .-.- No data available at this section
- NA No data available



Horse/Jockey Name	Optimus Maximus
Final Rank	4
Fastest Section Time (Section)	0:11.52 (1600m)
Top Speed [km/h] (Section)	63.8 (1600m)
Race State	Finished



Eagle Farm QLD Professional

Race 1: Sky Racing Maiden Handicap - 1800m

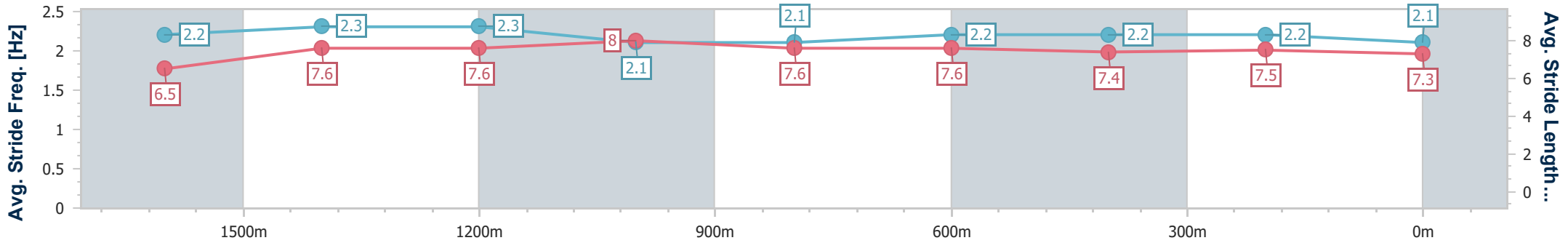
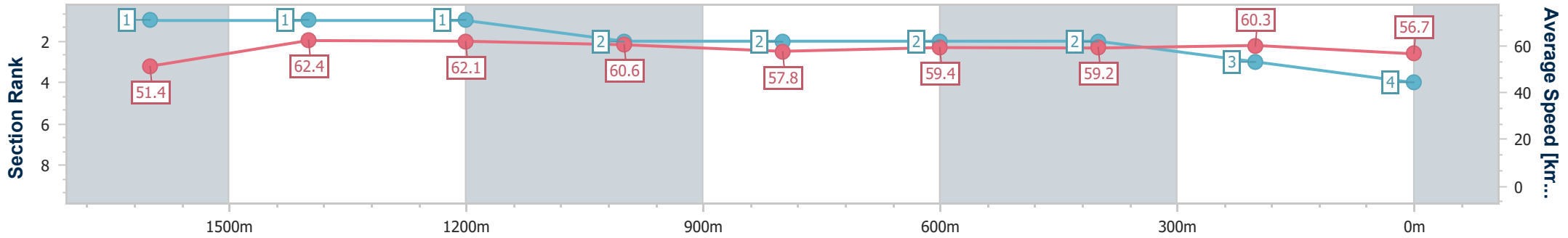
23 October 2024 - 13:33

Track Rating: Good 4, Weather: Fine, Rail Position: +10m Entire



BRISBANE RACING CLUB

Section	Overall	1600m	1400m	1200m	1000m	800m	600m	400m	200m
Section Times	1:50.62 [4] (0:14.07)	1:36.55 [1] (0:11.52)	1:25.03 [1] (0:11.66)	1:13.37 [1] (0:11.85)	1:01.52 [2] (0:12.46)	0:49.06 [2] (0:12.16)	0:36.90 [2] (0:12.18)	0:24.72 [2] (0:11.94)	0:12.78 [3] (0:12.78)
Average Speed [km/h]	51.4	62.4	62.1	60.6	57.8	59.4	59.2	60.3	56.7
Top Speed [km/h]	63.2	63.8	63.2	62.0	58.9	60.8	60.7	61.7	59.3
Avg. Dist. to Rail [m]	2.3	0.6	0.5	0.6	0.3	0.5	0.7	0.9	1.3
Avg. Stride Freq. [Hz]	2.2	2.3	2.3	2.1	2.1	2.2	2.2	2.2	2.1
Avg. Stride Length [m]	6.5	7.6	7.6	8.0	7.6	7.6	7.4	7.5	7.3



- [] Ranking at each section and finish
- .-.- No data available at this section
- NA No data available



Horse/Jockey Name	Pride Of Savabella
Final Rank	5
Fastest Section Time (Section)	0:11.33 (1600m)
Top Speed [km/h] (Section)	64.9 (1600m)
Race State	Finished



Eagle Farm QLD Professional

Race 1: Sky Racing Maiden Handicap - 1800m

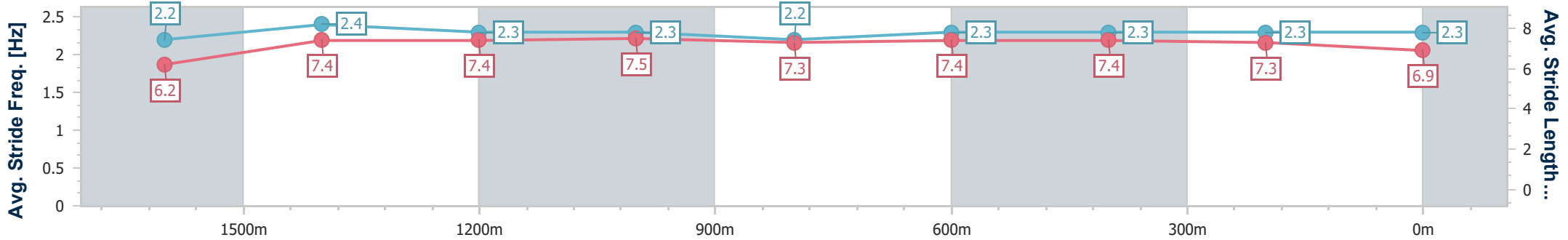
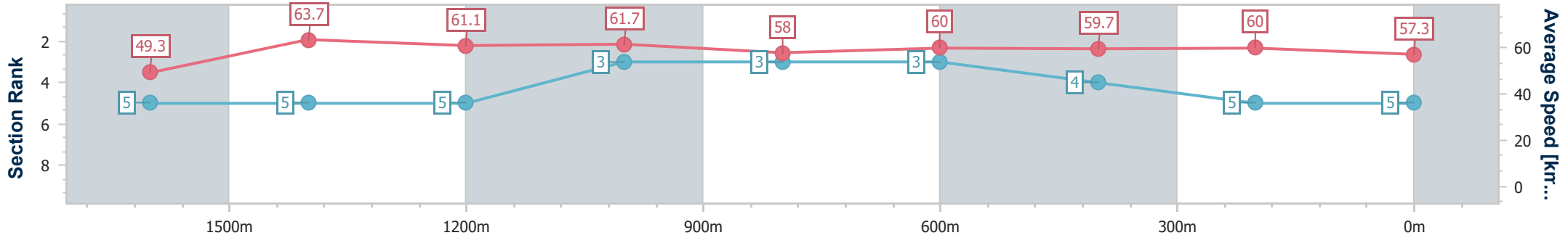
23 October 2024 - 13:33

Track Rating: Good 4, Weather: Fine, Rail Position: +10m Entire



BRISBANE RACING CLUB

Section	Overall	1600m	1400m	1200m	1000m	800m	600m	400m	200m
Section Times	1:50.66 [5] (0:14.57)	1:36.09 [5] (0:11.33)	1:24.76 [5] (0:11.77)	1:12.99 [5] (0:11.67)	1:01.32 [3] (0:12.50)	0:48.82 [3] (0:12.06)	0:36.76 [3] (0:12.14)	0:24.62 [4] (0:11.97)	0:12.65 [5] (0:12.65)
Average Speed [km/h]	49.3	63.7	61.1	61.7	58.0	60.0	59.7	60.0	57.3
Top Speed [km/h]	62.2	64.9	62.7	63.8	58.8	62.2	61.1	61.2	58.9
Avg. Dist. to Rail [m]	1.7	0.2	0.4	0.8	1.3	1.4	0.9	1.5	1.2
Avg. Stride Freq. [Hz]	2.2	2.4	2.3	2.3	2.2	2.3	2.3	2.3	2.3
Avg. Stride Length [m]	6.2	7.4	7.4	7.5	7.3	7.4	7.4	7.3	6.9



- [] Ranking at each section and finish
- .-.- No data available at this section
- NA No data available



Horse/Jockey Name	Divine Charm
Final Rank	6
Fastest Section Time (Section)	0:11.32 (1600m)
Top Speed [km/h] (Section)	65.3 (1600m)
Race State	Finished



Eagle Farm QLD Professional

Race 1: Sky Racing Maiden Handicap - 1800m

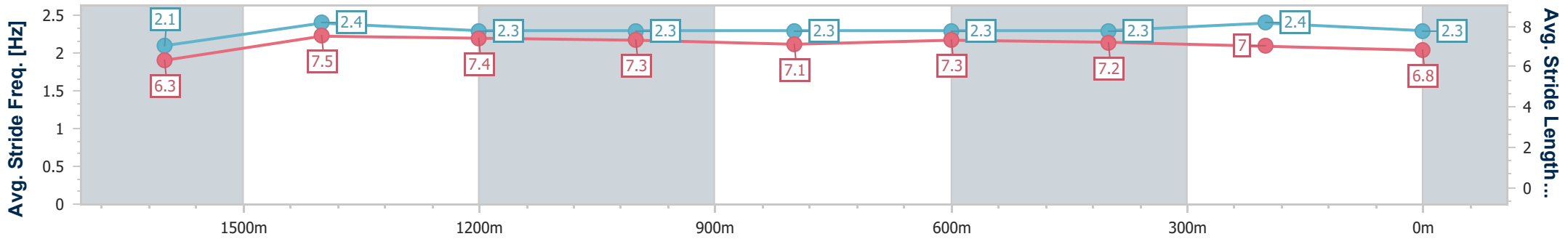
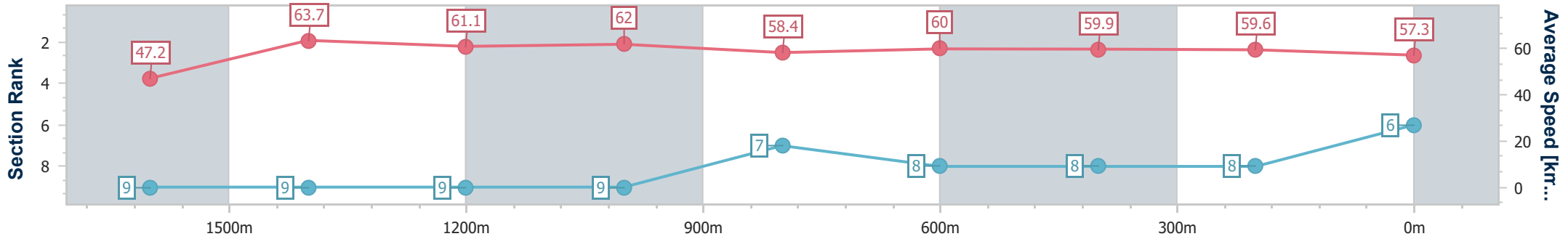
23 October 2024 - 13:33

Track Rating: Good 4, Weather: Fine, Rail Position: +10m Entire



BRISBANE RACING CLUB

Section	Overall	1600m	1400m	1200m	1000m	800m	600m	400m	200m
Section Times	1:50.94 [6] (0:15.32)	1:35.62 [9] (0:11.32)	1:24.30 [9] (0:11.79)	1:12.51 [9] (0:11.61)	1:00.90 [9] (0:12.30)	0:48.60 [7] (0:11.93)	0:36.67 [8] (0:11.96)	0:24.71 [8] (0:12.09)	0:12.62 [8] (0:12.62)
Average Speed [km/h]	47.2	63.7	61.1	62.0	58.4	60.0	59.9	59.6	57.3
Top Speed [km/h]	60.9	65.3	62.4	63.4	60.4	61.1	61.1	61.1	59.0
Avg. Dist. to Rail [m]	3.9	0.3	0.6	0.8	0.8	1.5	1.0	3.8	6.0
Avg. Stride Freq. [Hz]	2.1	2.4	2.3	2.3	2.3	2.3	2.3	2.4	2.3
Avg. Stride Length [m]	6.3	7.5	7.4	7.3	7.1	7.3	7.2	7.0	6.8



- [] Ranking at each section and finish
- .-.- No data available at this section
- NA No data available



Horse/Jockey Name	Fort Denison
Final Rank	7
Fastest Section Time (Section)	0:11.45 (1400m)
Top Speed [km/h] (Section)	64.1 (1200m)
Race State	Finished



Eagle Farm QLD Professional

Race 1: Sky Racing Maiden Handicap - 1800m

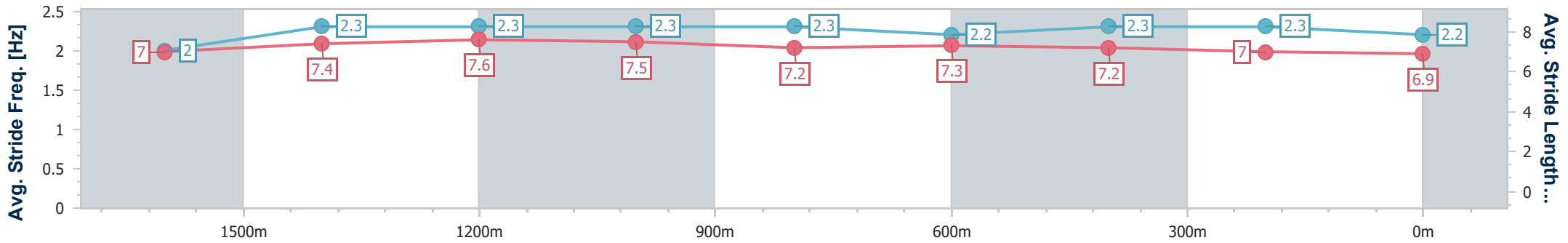
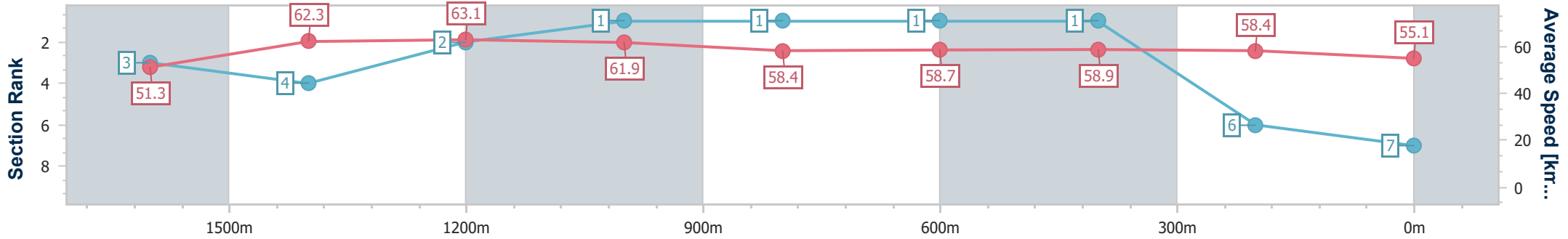
23 October 2024 - 13:33

Track Rating: Good 4, Weather: Fine, Rail Position: +10m Entire



BRISBANE RACING CLUB

Section	Overall	1600m	1400m	1200m	1000m	800m	600m	400m	200m
Section Times	1:51.21 [7] (0:14.23)	1:36.98 [3] (0:11.62)	1:25.36 [4] (0:11.45)	1:13.91 [2] (0:11.69)	1:02.22 [1] (0:12.35)	0:49.87 [1] (0:12.24)	0:37.63 [1] (0:12.21)	0:25.42 [1] (0:12.28)	0:13.14 [6] (0:13.14)
Average Speed [km/h]	51.3	62.3	63.1	61.9	58.4	58.7	58.9	58.4	55.1
Top Speed [km/h]	63.6	63.7	64.1	64.1	59.2	59.3	60.9	61.0	57.0
Avg. Dist. to Rail [m]	5.6	2.2	4.5	3.8	0.8	0.7	0.4	0.7	0.4
Avg. Stride Freq. [Hz]	2.0	2.3	2.3	2.3	2.3	2.2	2.3	2.3	2.2
Avg. Stride Length [m]	7.0	7.4	7.6	7.5	7.2	7.3	7.2	7.0	6.9



- [] Ranking at each section and finish
- .-.- No data available at this section
- NA No data available



Horse/Jockey Name	Sharman Pete
Final Rank	8
Fastest Section Time (Section)	0:11.58 (1600m)
Top Speed [km/h] (Section)	64.4 (1600m)
Race State	Finished



Eagle Farm QLD Professional

Race 1: Sky Racing Maiden Handicap - 1800m

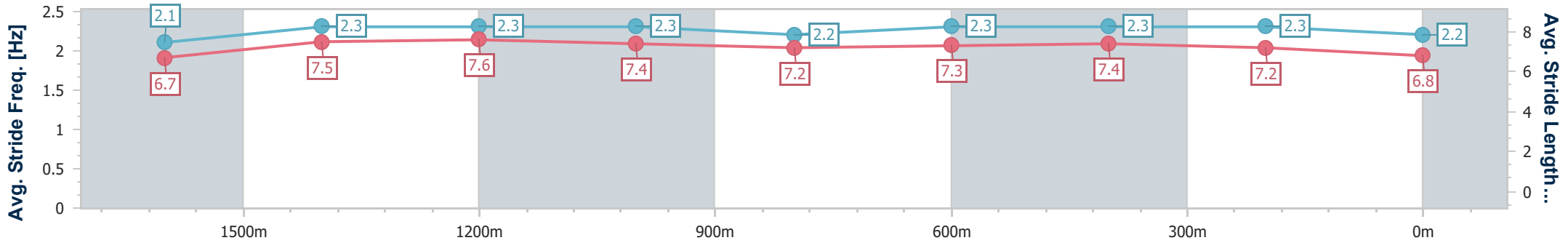
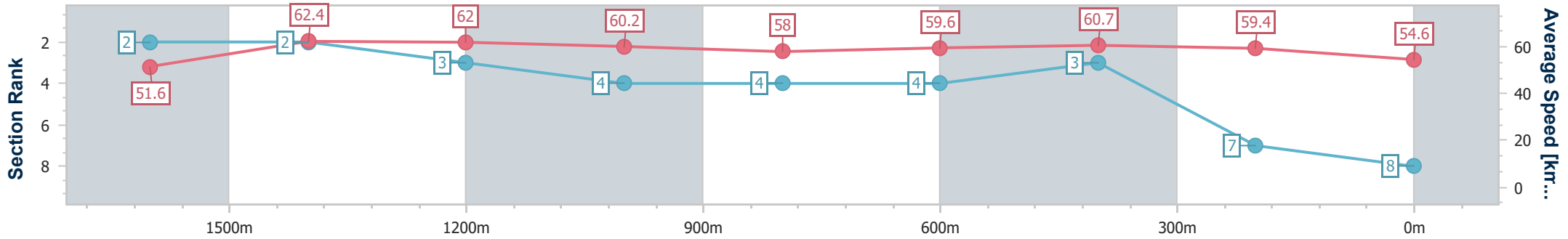
23 October 2024 - 13:33

Track Rating: Good 4, Weather: Fine, Rail Position: +10m Entire



BRISBANE RACING CLUB

Section	Overall	1600m	1400m	1200m	1000m	800m	600m	400m	200m
Section Times	1:51.36 [8] (0:14.14)	1:37.22 [2] (0:11.58)	1:25.64 [2] (0:11.66)	1:13.98 [3] (0:11.97)	1:02.01 [4] (0:12.55)	0:49.46 [4] (0:12.12)	0:37.34 [4] (0:11.95)	0:25.39 [3] (0:12.11)	0:13.28 [7] (0:13.28)
Average Speed [km/h]	51.6	62.4	62.0	60.2	58.0	59.6	60.7	59.4	54.6
Top Speed [km/h]	63.3	64.4	62.7	62.2	58.9	60.9	61.5	61.0	57.4
Avg. Dist. to Rail [m]	5.8	1.9	1.9	2.4	1.7	1.3	1.3	1.9	2.7
Avg. Stride Freq. [Hz]	2.1	2.3	2.3	2.3	2.2	2.3	2.3	2.3	2.2
Avg. Stride Length [m]	6.7	7.5	7.6	7.4	7.2	7.3	7.4	7.2	6.8



- [] Ranking at each section and finish
- .-.- No data available at this section
- NA No data available



Horse/Jockey Name	Lady Deanne
Final Rank	9
Fastest Section Time (Section)	0:11.28 (1600m)
Top Speed [km/h] (Section)	64.8 (1600m)
Race State	Finished



Eagle Farm QLD Professional

Race 1: Sky Racing Maiden Handicap - 1800m

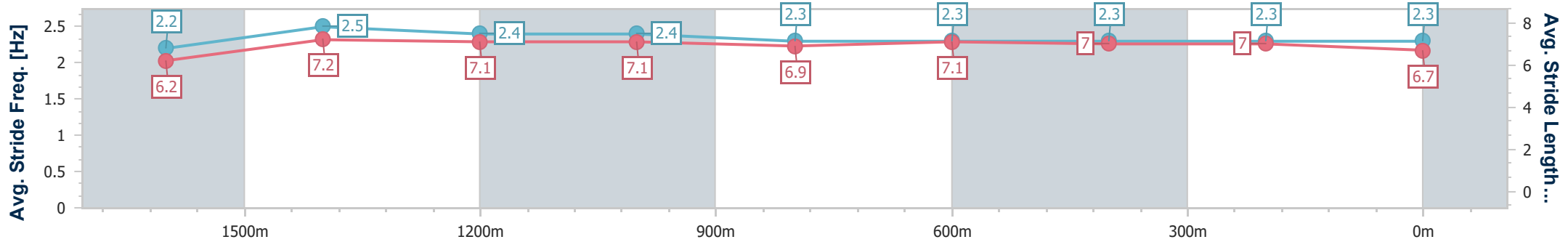
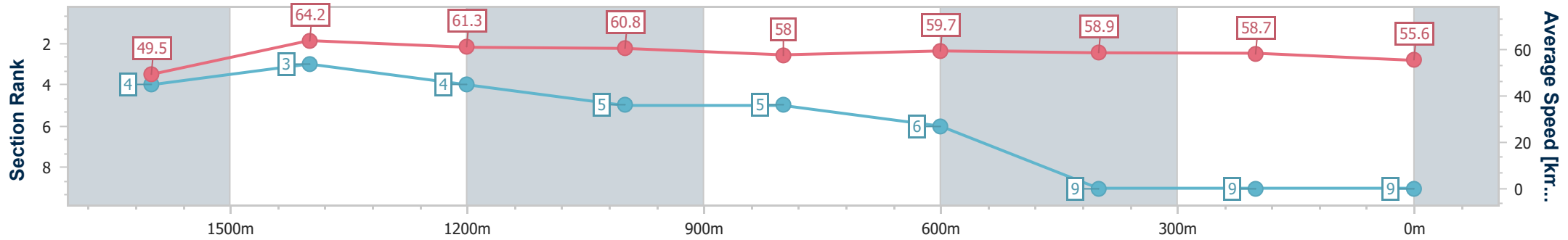
23 October 2024 - 13:33

Track Rating: Good 4, Weather: Fine, Rail Position: +10m Entire



BRISBANE RACING CLUB

Section	Overall	1600m	1400m	1200m	1000m	800m	600m	400m	200m
Section Times	1:51.91 [9] (0:14.55)	1:37.36 [4] (0:11.28)	1:26.08 [3] (0:11.78)	1:14.30 [4] (0:11.84)	1:02.46 [5] (0:12.58)	0:49.88 [5] (0:12.21)	0:37.67 [6] (0:12.44)	0:25.23 [9] (0:12.28)	0:12.95 [9] (0:12.95)
Average Speed [km/h]	49.5	64.2	61.3	60.8	58.0	59.7	58.9	58.7	55.6
Top Speed [km/h]	62.5	64.8	63.2	63.2	58.7	61.2	60.3	60.0	57.8
Avg. Dist. to Rail [m]	2.6	1.4	1.5	1.7	2.6	3.2	3.6	3.8	5.8
Avg. Stride Freq. [Hz]	2.2	2.5	2.4	2.4	2.3	2.3	2.3	2.3	2.3
Avg. Stride Length [m]	6.2	7.2	7.1	7.1	6.9	7.1	7.0	7.0	6.7



- [] Ranking at each section and finish
- .-.- No data available at this section
- NA No data available



Eagle Farm QLD Professional

Race 2: Road to Magic Millions Book Now Maiden Plate - 1400m

23 October 2024 - 14:08



BRISBANE
RACING CLUB

Track Rating: Good 4, Weather: Fine, Rail Position: +10m Entire

Section		Field Times										Last 600m
		Overall	1200m	1000m	800m	600m	400m					0:35.54
		1:23.76 (0:13.63)	1:10.13 (0:11.47)	0:58.66 (0:11.95)	0:46.71 (0:11.17)	0:35.54 (0:11.40)	0:24.14 (0:11.66)					
Rank	TAB Horse/Jockey	Barrier	Top Speed [km/h]	Fastest Section								Distance Travelled [m]
1	5 NESCAFFIER Andrew Mallyon	9	66.3 800m	0:11.20 600m	1:23.76 [1] (0:13.92)	1:09.84 [3] (0:11.59)	0:58.25 [4] (0:11.96)	0:46.29 [5] (0:11.23)	0:35.06 [4] (0:11.20)	0:23.86 [4] (0:11.48)	0:35.06	
2	6 READY FOR THE TRIP Angela Jones	5	66.5 1200m	0:11.28 600m	1:23.79 [2] (0:14.08)	1:09.71 [4] (0:11.41)	0:58.30 [3] (0:11.94)	0:46.36 [4] (0:11.37)	0:34.99 [5] (0:11.28)	0:23.71 [5] (0:11.52)	0:34.99	-4
3	8 STARSONUS James Orman	4	66.7 1200m	0:11.02 800m	1:23.94 [3] (0:14.19)	1:09.75 [5] (0:11.41)	0:58.34 [5] (0:11.65)	0:46.69 [3] (0:11.02)	0:35.67 [2] (0:11.35)	0:24.32 [1] (0:11.71)	0:35.67	+2
4	4 NAPA VALLEY Nikita Beriman	6	67.1 600m	0:11.17 600m	1:23.96 [4] (0:13.81)	1:10.15 [2] (0:11.48)	0:58.67 [2] (0:11.91)	0:46.76 [2] (0:11.26)	0:35.50 [3] (0:11.17)	0:24.33 [2] (0:11.65)	0:35.50	+0
5	9 STATE A FACT Kyle Wilson-Taylor	1	66.4 800m	0:11.11 600m	1:24.12 [5] (0:14.43)	1:09.69 [8] (0:11.35)	0:58.34 [7] (0:12.01)	0:46.33 [7] (0:11.21)	0:35.12 [7] (0:11.11)	0:24.01 [6] (0:11.48)	0:35.12	-2
6	13 SHE'S WORTH IT Michael Cahill	2	66.1 1200m	0:11.10 600m	1:24.22 [6] (0:14.76)	1:09.46 [10] (0:11.17)	0:58.29 [9] (0:11.94)	0:46.35 [9] (0:11.40)	0:34.95 [8] (0:11.10)	0:23.85 [8] (0:11.29)	0:34.95	-2
7	2 ELROY Taylor Marshall	8	66.9 400m	0:11.17 600m	1:24.41 [7] (0:14.69)	1:09.72 [9] (0:11.26)	0:58.46 [10] (0:12.05)	0:46.41 [10] (0:11.56)	0:34.85 [11] (0:11.17)	0:23.68 [10] (0:11.22)	0:34.85	+5
8	1 BEFORE THE THUNDER Dale Smith	11	66.1 Overall	0:11.29 600m	1:24.43 [8] (0:14.31)	1:10.12 [7] (0:11.46)	0:58.66 [6] (0:11.82)	0:46.84 [6] (0:11.32)	0:35.52 [6] (0:11.29)	0:24.23 [7] (0:11.66)	0:35.52	+4
9	14 WHISKEY TOWER Noel Callow	10	66.6 600m	0:11.10 600m	1:24.47 [9] (0:14.92)	1:09.55 [11] (0:11.33)	0:58.22 [11] (0:11.88)	0:46.34 [11] (0:11.42)	0:34.92 [10] (0:11.10)	0:23.82 [9] (0:11.37)	0:34.92	-1
10	12 HAS BEAN Justin Stanley	3	67.3 Overall	0:11.17 800m	1:24.50 [10] (0:13.63)	1:10.87 [1] (0:11.47)	0:59.40 [1] (0:11.95)	0:47.45 [1] (0:11.17)	0:36.28 [1] (0:11.44)	0:24.84 [3] (0:11.85)	0:36.28	+0

Scratched: Rothsphene (#7), Free As The Wind (#11), Jungle Jet (#3)

[] Ranking at each section and finish
 :--:--:-- No data available at this section
 NA No data available

SCN Saddle cloth number
 DNF Did not finish
 DNT Did not track



Eagle Farm QLD Professional

Race 2: Road to Magic Millions Book Now Maiden Plate - 1400m

23 October 2024 - 14:08



BRISBANE
RACING CLUB

Track Rating: Good 4, Weather: Fine, Rail Position: +10m Entire

Section	Overall	1200m	1000m	800m	600m	400m	Last 600m
Field Times	1:23.76 (0:13.63)	1:10.13 (0:11.47)	0:58.66 (0:11.95)	0:46.71 (0:11.17)	0:35.54 (0:11.40)	0:24.14 (0:11.66)	0:35.54

Rank	TAB	Horse/Jockey	Barrier	Top Speed [km/h]	Fastest Section	Distance Travelled [m]
11	10	FORTUNE READY Jason Taylor	7	64.8 Overall	0:11.44 800m	+2

Scratched: Rothsphene (#7), Free As The Wind (#11), Jungle Jet (#3)

[] Ranking at each section and finish
 -:-:- No data available at this section
 NA No data available

SCN Saddle cloth number
 DNF Did not finish
 DNT Did not track



Eagle Farm QLD Professional

Race 2: Road to Magic Millions Book Now Maiden Plate - 1400m

23 October 2024 - 14:08



BRISBANE
RACING CLUB

Track Rating: Good 4, Weather: Fine, Rail Position: +10m Entire

Section							200m			Last 600m
Field Times							0:12.48 (0:12.48)			0:35.54
Rank	TAB	Horse/Jockey	Barrier	Top Speed [km/h]	Fastest Section	Margin			Distance Travelled [m]	
1	5	NESCAFFIER Andrew Mallyon	9	66.3 800m	0:11.20 600m	0:12.38 [3] (0:12.38)	1:23.76		0:35.06	
2	6	READY FOR THE TRIP Angela Jones	5	66.5 1200m	0:11.28 600m	0:12.19 [6] (0:12.19)	0.19L		0:34.99 -4	
3	8	STARSONUS James Orman	4	66.7 1200m	0:11.02 800m	0:12.61 [2] (0:12.61)	1.02L		0:35.67 +2	
4	4	NAPA VALLEY Nikita Beriman	6	67.1 600m	0:11.17 600m	0:12.68 [1] (0:12.68)	1.16L		0:35.50 +0	
5	9	STATE A FACT Kyle Wilson-Taylor	1	66.4 800m	0:11.11 600m	0:12.53 [5] (0:12.53)	2.12L		0:35.12 -2	
6	13	SHE'S WORTH IT Michael Cahill	2	66.1 1200m	0:11.10 600m	0:12.56 [7] (0:12.56)	2.68L		0:34.95 -2	
7	2	ELROY Taylor Marshall	8	66.9 400m	0:11.17 600m	0:12.46 [9] (0:12.46)	3.83L		0:34.85 +5	
8	1	BEFORE THE THUNDER Dale Smith	11	66.1 Overall	0:11.29 600m	0:12.57 [8] (0:12.57)	3.92L		0:35.52 +4	
9	14	WHISKEY TOWER Noel Callow	10	66.6 600m	0:11.10 600m	0:12.45 [10] (0:12.45)	4.19L		0:34.92 -1	
10	12	HAS BEAN Justin Stanley	3	67.3 Overall	0:11.17 800m	0:12.99 [4] (0:12.99)	4.35L		0:36.28 +0	

Scratched: Rothsphene (#7), Free As The Wind (#11), Jungle Jet (#3)

Report Created: Wed 23 October 2024 14:32 GMT+ (Note: Timing is based on position data)

Page 3/15

[] Ranking at each section and finish
 -:-:- No data available at this section
 NA No data available

SCN Saddle cloth number
 DNF Did not finish
 DNT Did not track

data processed by  **TRIPLES DATA**



Eagle Farm QLD Professional

Race 2: Road to Magic Millions Book Now Maiden Plate - 1400m

23 October 2024 - 14:08



BRISBANE
RACING CLUB

Track Rating: Good 4, Weather: Fine, Rail Position: +10m Entire

Section				200m				Last 600m	
Field Times				0:12.48 (0:12.48)				0:35.54	
Rank	TAB Horse/Jockey	Barrier	Top Speed [km/h]	Fastest Section	Margin				Distance Travelled [m]
11	10 FORTUNE READY	7	64.8	0:11.44	0:15.73 [11]	30.32L		0:39.62	+2
	Jason Taylor		Overall	800m	(0:15.73)				

Scratched: Rothsphene (#7), Free As The Wind (#11), Jungle Jet (#3)

[] Ranking at each section and finish
 -:-:- No data available at this section
 NA No data available

SCN Saddle cloth number
 DNF Did not finish
 DNT Did not track



Horse/Jockey Name	Nescaffier
Final Rank	1
Fastest Section Time (Section)	0:11.20 (600m)
Top Speed [km/h] (Section)	66.3 (800m)
Race State	Finished



Eagle Farm QLD Professional
Race 2: Road to Magic Millions Book Now Maiden Plate - 1400m

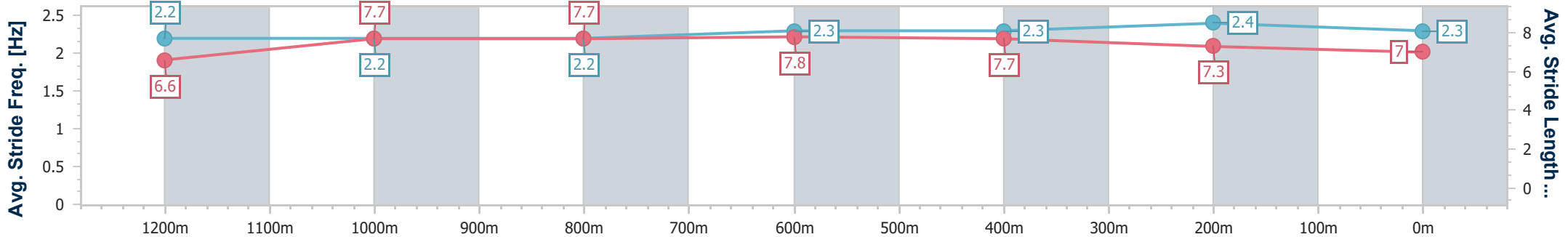
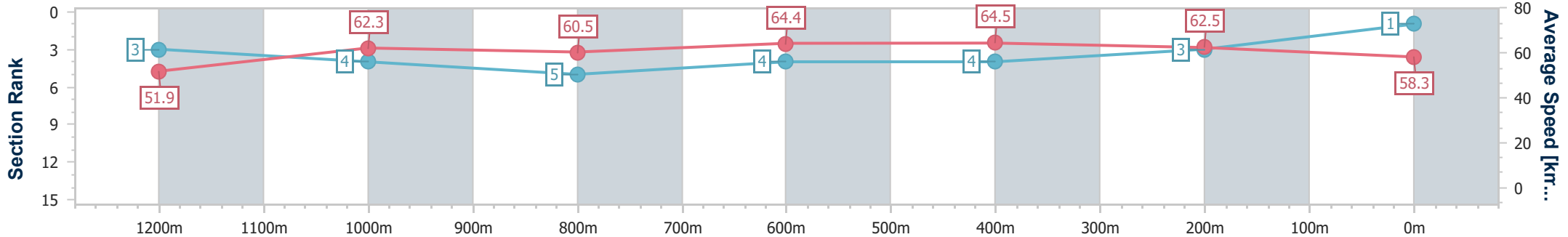
23 October 2024 - 14:08

Track Rating: Good 4, Weather: Fine, Rail Position: +10m Entire



BRISBANE RACING CLUB

Section	Overall	1200m	1000m	800m	600m	400m	200m
Section Times	1:23.76 [1] (0:13.92)	1:09.84 [3] (0:11.59)	0:58.25 [4] (0:11.96)	0:46.29 [5] (0:11.23)	0:35.06 [4] (0:11.20)	0:23.86 [4] (0:11.48)	0:12.38 [3] (0:12.38)
Average Speed [km/h]	51.9	62.3	60.5	64.4	64.5	62.5	58.3
Top Speed [km/h]	65.4	63.9	62.1	66.3	66.2	64.3	61.0
Avg. Dist. to Rail [m]	8.1	2.7	1.4	0.5	0.8	4.8	6.2
Avg. Stride Freq. [Hz]	2.2	2.2	2.2	2.3	2.3	2.4	2.3
Avg. Stride Length [m]	6.6	7.7	7.7	7.8	7.7	7.3	7.0



- [] Ranking at each section and finish
- .-.- No data available at this section
- NA No data available



Horse/Jockey Name	Ready For The Trip
Final Rank	2
Fastest Section Time (Section)	0:11.28 (600m)
Top Speed [km/h] (Section)	66.5 (1200m)
Race State	Finished



Eagle Farm QLD Professional
Race 2: Road to Magic Millions Book Now Maiden Plate - 1400m

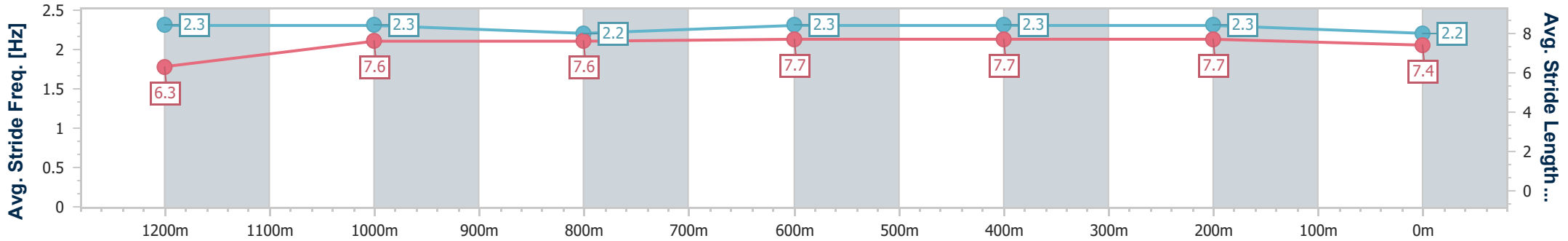
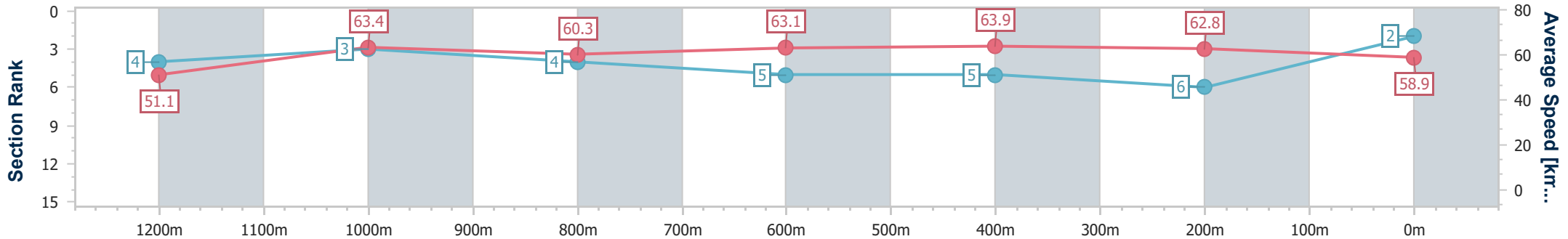
23 October 2024 - 14:08

Track Rating: Good 4, Weather: Fine, Rail Position: +10m Entire



BRISBANE RACING CLUB

Section	Overall	1200m	1000m	800m	600m	400m	200m
Section Times	1:23.79 [2] (0:14.08)	1:09.71 [4] (0:11.41)	0:58.30 [3] (0:11.94)	0:46.36 [4] (0:11.37)	0:34.99 [5] (0:11.28)	0:23.71 [5] (0:11.52)	0:12.19 [6] (0:12.19)
Average Speed [km/h]	51.1	63.4	60.3	63.1	63.9	62.8	58.9
Top Speed [km/h]	66.5	66.5	61.5	65.4	65.8	63.4	61.5
Avg. Dist. to Rail [m]	4.7	2.1	0.5	0.5	0.3	2.2	0.8
Avg. Stride Freq. [Hz]	2.3	2.3	2.2	2.3	2.3	2.3	2.2
Avg. Stride Length [m]	6.3	7.6	7.6	7.7	7.7	7.7	7.4



- [] Ranking at each section and finish
- .-.- No data available at this section
- NA No data available



Horse/Jockey Name	Starsonus
Final Rank	3
Fastest Section Time (Section)	0:11.02 (800m)
Top Speed [km/h] (Section)	66.7 (1200m)
Race State	Finished



Eagle Farm QLD Professional
Race 2: Road to Magic Millions Book Now Maiden Plate - 1400m

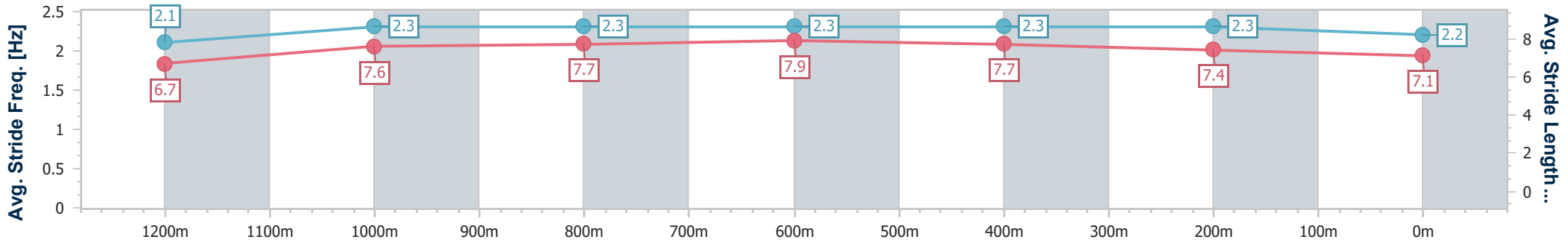
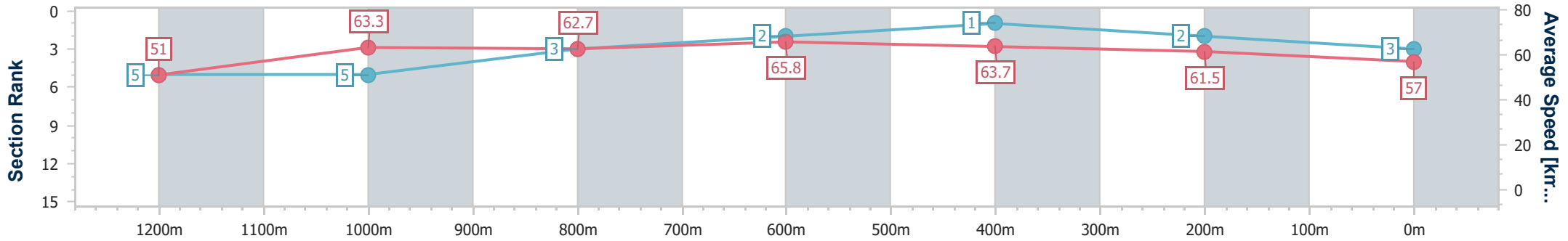
23 October 2024 - 14:08

Track Rating: Good 4, Weather: Fine, Rail Position: +10m Entire



BRISBANE RACING CLUB

Section	Overall	1200m	1000m	800m	600m	400m	200m
Section Times	1:23.94 [3] (0:14.19)	1:09.75 [5] (0:11.41)	0:58.34 [5] (0:11.65)	0:46.69 [3] (0:11.02)	0:35.67 [2] (0:11.35)	0:24.32 [1] (0:11.71)	0:12.61 [2] (0:12.61)
Average Speed [km/h]	51.0	63.3	62.7	65.8	63.7	61.5	57.0
Top Speed [km/h]	66.4	66.7	65.3	66.2	65.1	65.2	59.0
Avg. Dist. to Rail [m]	4.0	3.9	3.3	1.0	0.9	5.0	6.2
Avg. Stride Freq. [Hz]	2.1	2.3	2.3	2.3	2.3	2.3	2.2
Avg. Stride Length [m]	6.7	7.6	7.7	7.9	7.7	7.4	7.1



- [] Ranking at each section and finish
- .-.- No data available at this section
- NA No data available



Horse/Jockey Name	Napa Valley
Final Rank	4
Fastest Section Time (Section)	0:11.17 (600m)
Top Speed [km/h] (Section)	67.1 (600m)
Race State	Finished



Eagle Farm QLD Professional
Race 2: Road to Magic Millions Book Now Maiden Plate - 1400m

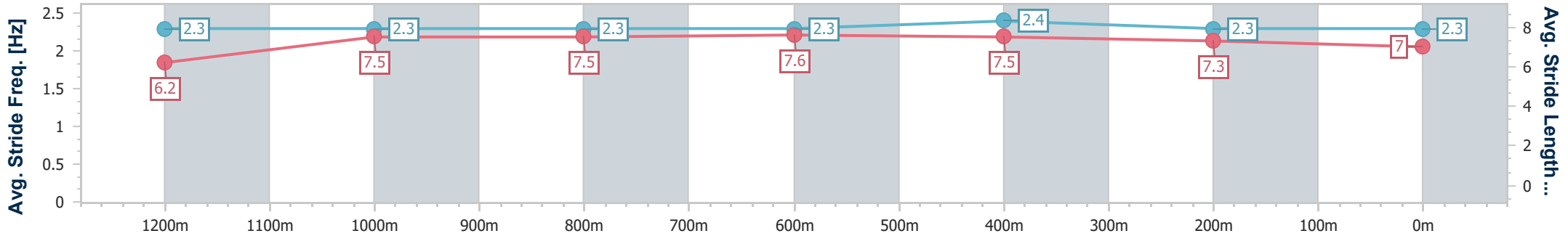
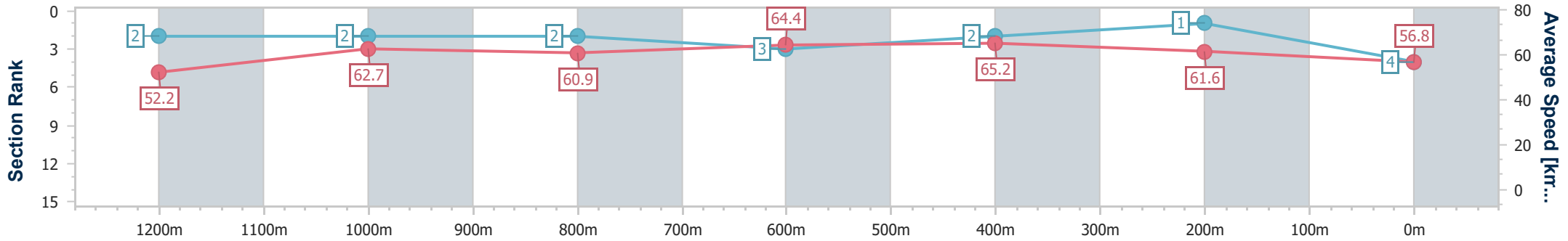
23 October 2024 - 14:08

Track Rating: Good 4, Weather: Fine, Rail Position: +10m Entire



BRISBANE RACING CLUB

Section	Overall	1200m	1000m	800m	600m	400m	200m
Section Times	1:23.96 [4] (0:13.81)	1:10.15 [2] (0:11.48)	0:58.67 [2] (0:11.91)	0:46.76 [2] (0:11.26)	0:35.50 [3] (0:11.17)	0:24.33 [2] (0:11.65)	0:12.68 [1] (0:12.68)
Average Speed [km/h]	52.2	62.7	60.9	64.4	65.2	61.6	56.8
Top Speed [km/h]	65.9	65.3	63.1	66.4	67.1	65.2	59.3
Avg. Dist. to Rail [m]	4.0	1.4	1.4	1.7	1.6	3.1	2.5
Avg. Stride Freq. [Hz]	2.3	2.3	2.3	2.3	2.4	2.3	2.3
Avg. Stride Length [m]	6.2	7.5	7.5	7.6	7.5	7.3	7.0



- [] Ranking at each section and finish
- .-.- No data available at this section
- NA No data available



Horse/Jockey Name	State A Fact
Final Rank	5
Fastest Section Time (Section)	0:11.11 (600m)
Top Speed [km/h] (Section)	66.4 (800m)
Race State	Finished



Eagle Farm QLD Professional
Race 2: Road to Magic Millions Book Now Maiden Plate - 1400m

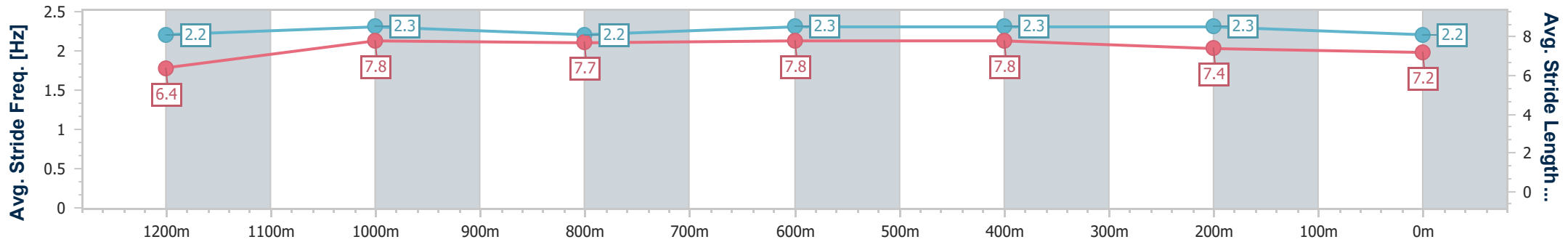
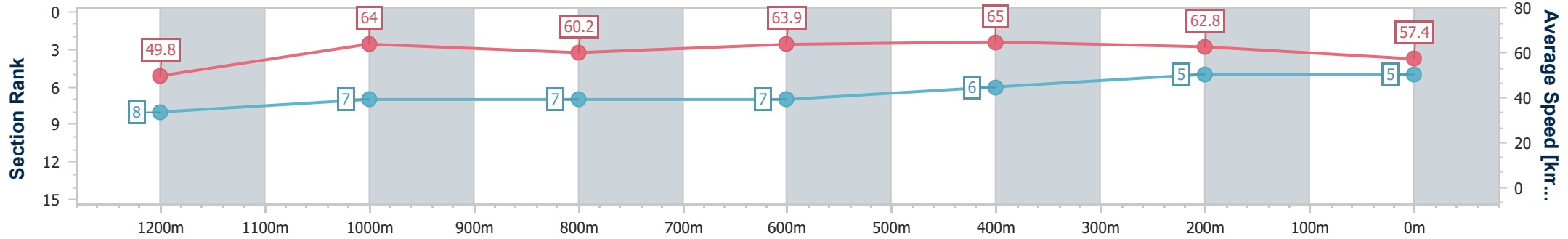
23 October 2024 - 14:08

Track Rating: Good 4, Weather: Fine, Rail Position: +10m Entire



BRISBANE RACING CLUB

Section	Overall	1200m	1000m	800m	600m	400m	200m
Section Times	1:24.12 [5] (0:14.43)	1:09.69 [8] (0:11.35)	0:58.34 [7] (0:12.01)	0:46.33 [7] (0:11.21)	0:35.12 [7] (0:11.11)	0:24.01 [6] (0:11.48)	0:12.53 [5] (0:12.53)
Average Speed [km/h]	49.8	64.0	60.2	63.9	65.0	62.8	57.4
Top Speed [km/h]	65.6	66.0	61.9	66.4	65.7	63.6	61.0
Avg. Dist. to Rail [m]	2.7	2.8	0.9	0.7	1.0	7.2	6.9
Avg. Stride Freq. [Hz]	2.2	2.3	2.2	2.3	2.3	2.3	2.2
Avg. Stride Length [m]	6.4	7.8	7.7	7.8	7.8	7.4	7.2



- [] Ranking at each section and finish
- .-.- No data available at this section
- NA No data available



Horse/Jockey Name	She's Worth It
Final Rank	6
Fastest Section Time (Section)	0:11.10 (600m)
Top Speed [km/h] (Section)	66.1 (1200m)
Race State	Finished



Eagle Farm QLD Professional
Race 2: Road to Magic Millions Book Now Maiden Plate - 1400m

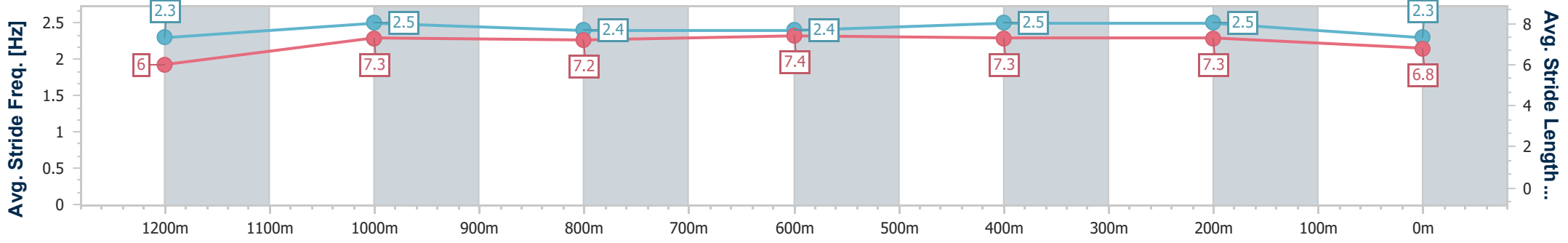
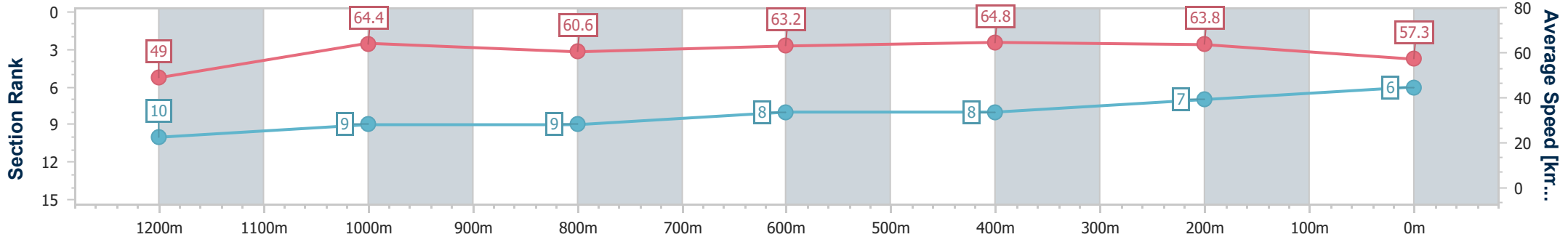
23 October 2024 - 14:08

Track Rating: Good 4, Weather: Fine, Rail Position: +10m Entire



BRISBANE RACING CLUB

Section	Overall	1200m	1000m	800m	600m	400m	200m
Section Times	1:24.22 [6] (0:14.76)	1:09.46 [10] (0:11.17)	0:58.29 [9] (0:11.94)	0:46.35 [9] (0:11.40)	0:34.95 [8] (0:11.10)	0:23.85 [8] (0:11.29)	0:12.56 [7] (0:12.56)
Average Speed [km/h]	49.0	64.4	60.6	63.2	64.8	63.8	57.3
Top Speed [km/h]	65.2	66.1	62.6	65.0	65.9	65.9	61.7
Avg. Dist. to Rail [m]	3.8	2.2	0.9	0.1	0.2	0.2	0.6
Avg. Stride Freq. [Hz]	2.3	2.5	2.4	2.4	2.5	2.5	2.3
Avg. Stride Length [m]	6.0	7.3	7.2	7.4	7.3	7.3	6.8



- [] Ranking at each section and finish
- .-.- No data available at this section
- NA No data available



Horse/Jockey Name	Elroy
Final Rank	7
Fastest Section Time (Section)	0:11.17 (600m)
Top Speed [km/h] (Section)	66.9 (400m)
Race State	Finished



Eagle Farm QLD Professional
Race 2: Road to Magic Millions Book Now Maiden Plate - 1400m

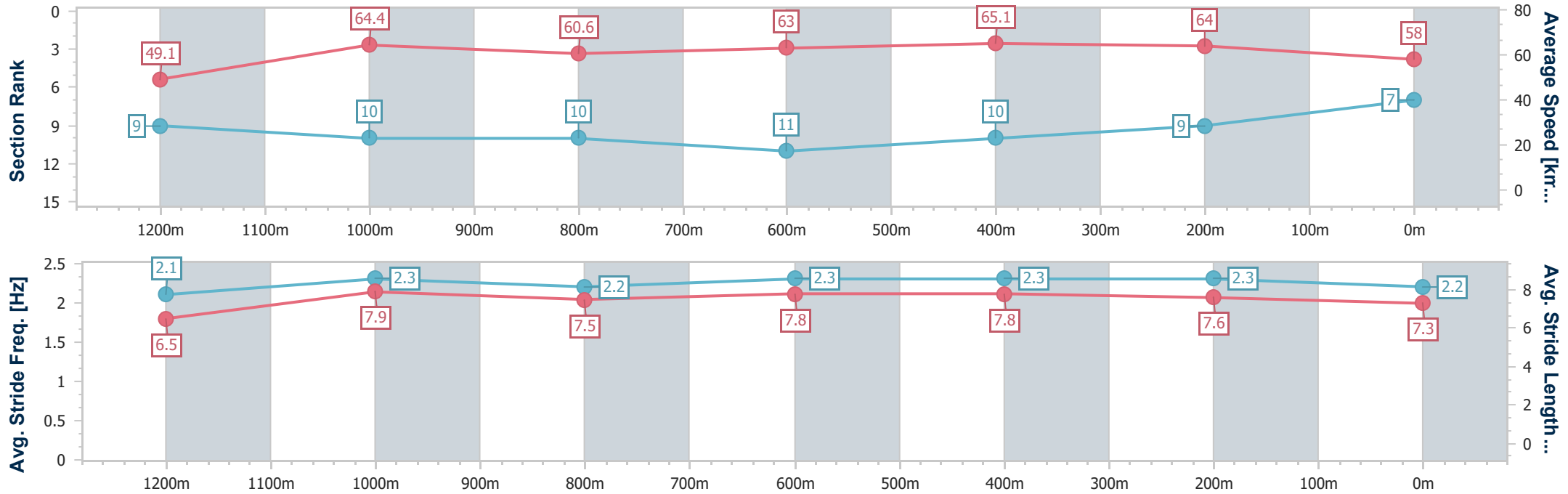
23 October 2024 - 14:08

Track Rating: Good 4, Weather: Fine, Rail Position: +10m Entire



BRISBANE RACING CLUB

Section	Overall	1200m	1000m	800m	600m	400m	200m
Section Times	1:24.41 [7] (0:14.69)	1:09.72 [9] (0:11.26)	0:58.46 [10] (0:12.05)	0:46.41 [10] (0:11.56)	0:34.85 [11] (0:11.17)	0:23.68 [10] (0:11.22)	0:12.46 [9] (0:12.46)
Average Speed [km/h]	49.1	64.4	60.6	63.0	65.1	64.0	58.0
Top Speed [km/h]	65.8	66.7	62.4	65.4	66.5	66.9	60.9
Avg. Dist. to Rail [m]	6.5	2.3	3.0	2.6	2.7	7.0	7.0
Avg. Stride Freq. [Hz]	2.1	2.3	2.2	2.3	2.3	2.3	2.2
Avg. Stride Length [m]	6.5	7.9	7.5	7.8	7.8	7.6	7.3



- [] Ranking at each section and finish
- .-.- No data available at this section
- NA No data available



Horse/Jockey Name	Before The Thunder
Final Rank	8
Fastest Section Time (Section)	0:11.29 (600m)
Top Speed [km/h] (Section)	66.1 (Overall)
Race State	Finished



Eagle Farm QLD Professional
Race 2: Road to Magic Millions Book Now Maiden Plate - 1400m

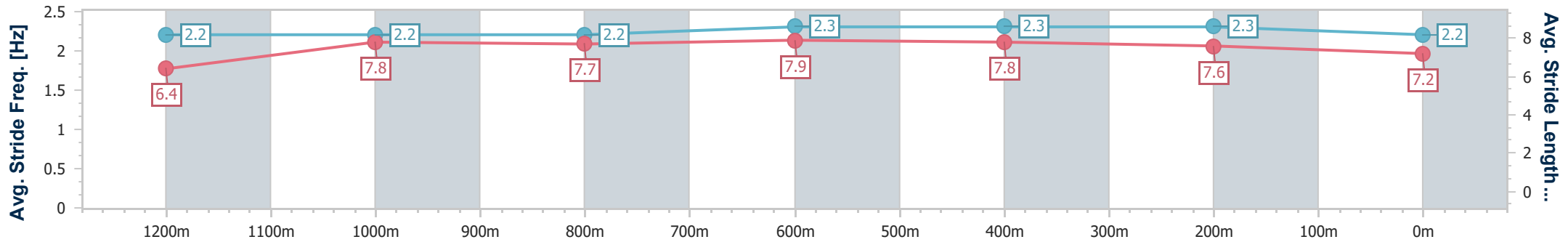
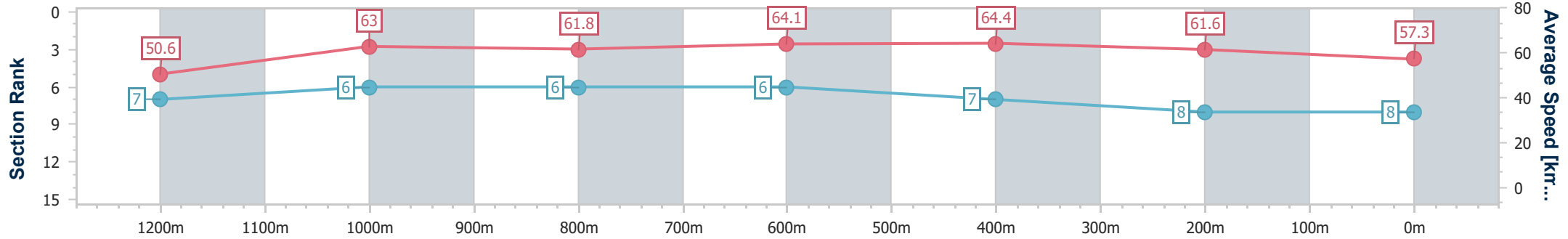
23 October 2024 - 14:08

Track Rating: Good 4, Weather: Fine, Rail Position: +10m Entire



BRISBANE RACING CLUB

Section	Overall	1200m	1000m	800m	600m	400m	200m
Section Times	1:24.43 [8] (0:14.31)	1:10.12 [7] (0:11.46)	0:58.66 [6] (0:11.82)	0:46.84 [6] (0:11.32)	0:35.52 [6] (0:11.29)	0:24.23 [7] (0:11.66)	0:12.57 [8] (0:12.57)
Average Speed [km/h]	50.6	63.0	61.8	64.1	64.4	61.6	57.3
Top Speed [km/h]	66.1	66.1	64.0	65.1	65.0	63.9	59.7
Avg. Dist. to Rail [m]	9.7	4.0	2.8	2.2	1.8	5.0	3.7
Avg. Stride Freq. [Hz]	2.2	2.2	2.2	2.3	2.3	2.3	2.2
Avg. Stride Length [m]	6.4	7.8	7.7	7.9	7.8	7.6	7.2



- [] Ranking at each section and finish
- .-.- No data available at this section
- NA No data available



Horse/Jockey Name	Whiskey Tower
Final Rank	9
Fastest Section Time (Section)	0:11.10 (600m)
Top Speed [km/h] (Section)	66.6 (600m)
Race State	Finished



Eagle Farm QLD Professional
Race 2: Road to Magic Millions Book Now Maiden Plate - 1400m

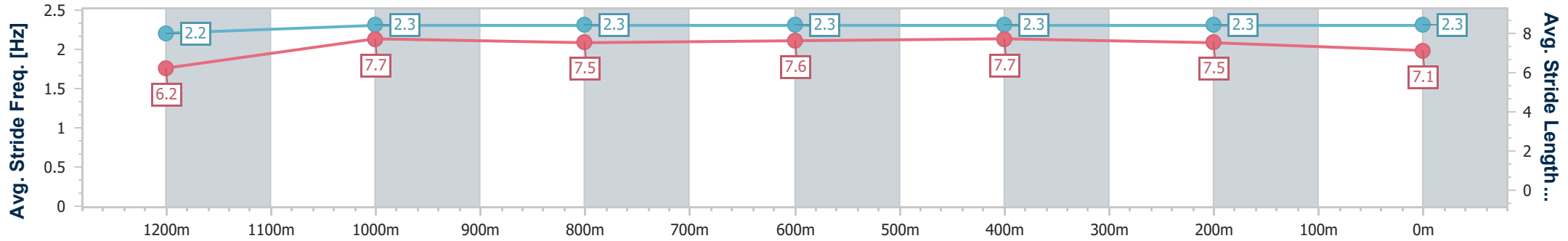
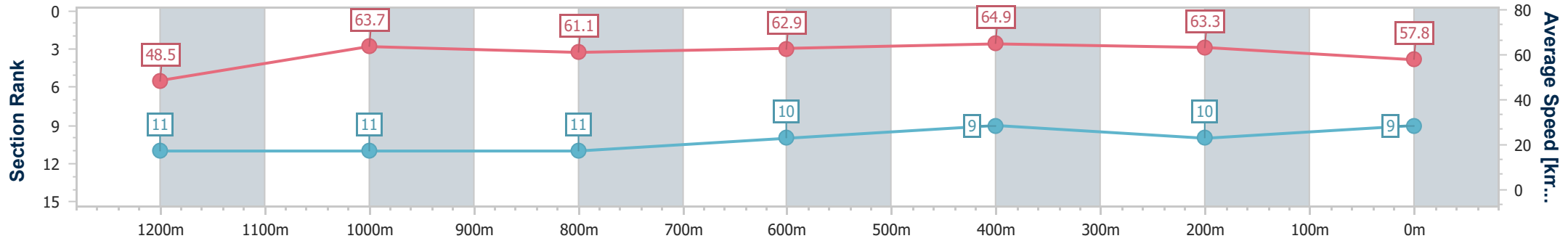
23 October 2024 - 14:08

Track Rating: Good 4, Weather: Fine, Rail Position: +10m Entire



BRISBANE RACING CLUB

Section	Overall	1200m	1000m	800m	600m	400m	200m
Section Times	1:24.47 [9] (0:14.92)	1:09.55 [11] (0:11.33)	0:58.22 [11] (0:11.88)	0:46.34 [11] (0:11.42)	0:34.92 [10] (0:11.10)	0:23.82 [9] (0:11.37)	0:12.45 [10] (0:12.45)
Average Speed [km/h]	48.5	63.7	61.1	62.9	64.9	63.3	57.8
Top Speed [km/h]	63.9	64.9	62.3	65.0	66.6	66.6	59.7
Avg. Dist. to Rail [m]	8.2	2.8	1.4	0.2	0.8	4.0	2.8
Avg. Stride Freq. [Hz]	2.2	2.3	2.3	2.3	2.3	2.3	2.3
Avg. Stride Length [m]	6.2	7.7	7.5	7.6	7.7	7.5	7.1



- [] Ranking at each section and finish
- .-.- No data available at this section
- NA No data available



Horse/Jockey Name	Has Bean
Final Rank	10
Fastest Section Time (Section)	0:11.17 (800m)
Top Speed [km/h] (Section)	67.3 (Overall)
Race State	Finished



Eagle Farm QLD Professional
Race 2: Road to Magic Millions Book Now Maiden Plate - 1400m

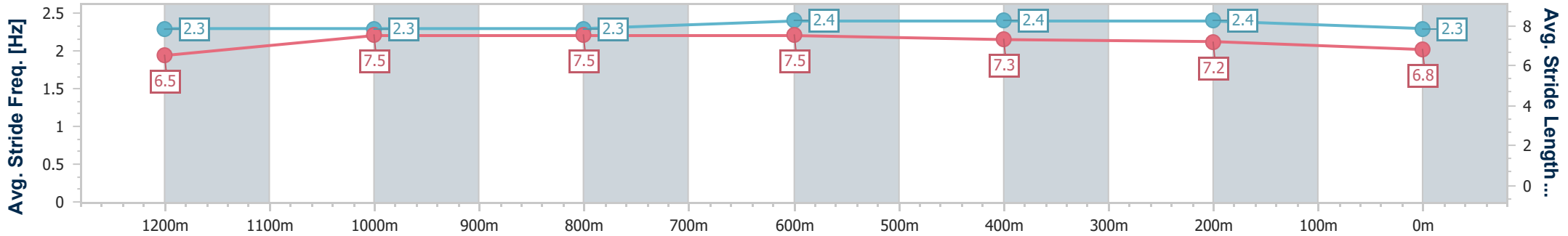
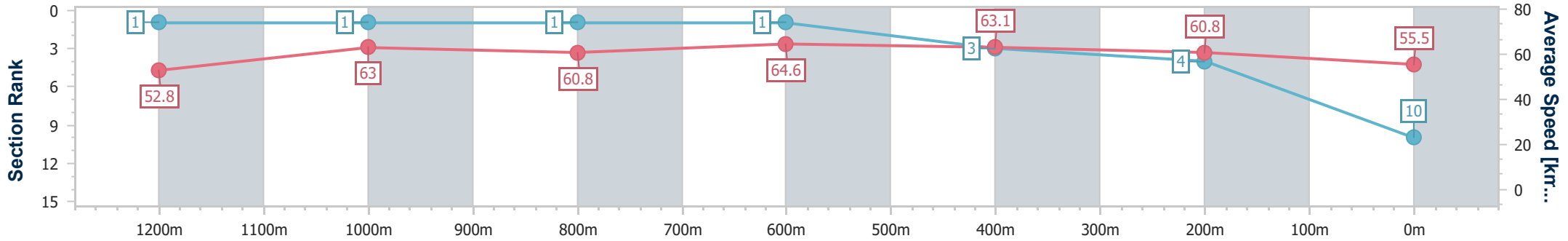
23 October 2024 - 14:08

Track Rating: Good 4, Weather: Fine, Rail Position: +10m Entire



BRISBANE RACING CLUB

Section	Overall	1200m	1000m	800m	600m	400m	200m
Section Times	1:24.50 [10] (0:13.63)	1:10.87 [1] (0:11.47)	0:59.40 [1] (0:11.95)	0:47.45 [1] (0:11.17)	0:36.28 [1] (0:11.44)	0:24.84 [3] (0:11.85)	0:12.99 [4] (0:12.99)
Average Speed [km/h]	52.8	63.0	60.8	64.6	63.1	60.8	55.5
Top Speed [km/h]	67.3	67.0	62.0	66.0	64.6	63.1	58.3
Avg. Dist. to Rail [m]	3.6	1.7	1.5	1.0	0.7	1.2	0.5
Avg. Stride Freq. [Hz]	2.3	2.3	2.3	2.4	2.4	2.4	2.3
Avg. Stride Length [m]	6.5	7.5	7.5	7.5	7.3	7.2	6.8



- [] Ranking at each section and finish
- .-.- No data available at this section
- NA No data available



Horse/Jockey Name	Fortune Ready
Final Rank	11
Fastest Section Time (Section)	0:11.44 (800m)
Top Speed [km/h] (Section)	64.8 (Overall)
Race State	Finished



Eagle Farm QLD Professional
Race 2: Road to Magic Millions Book Now Maiden Plate - 1400m

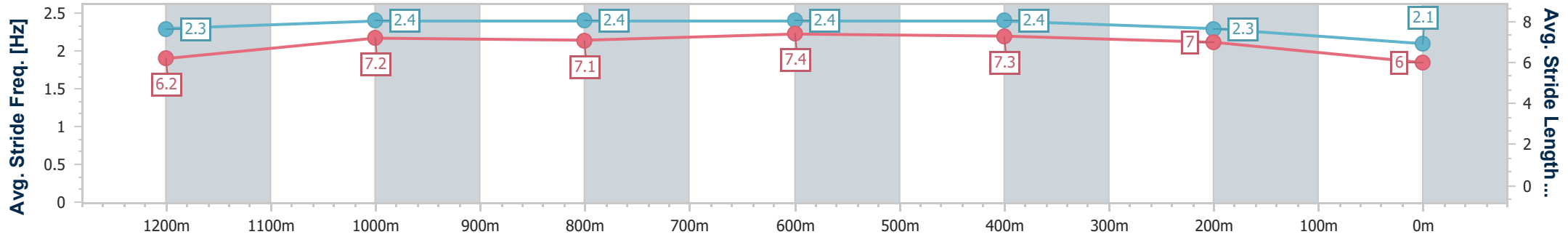
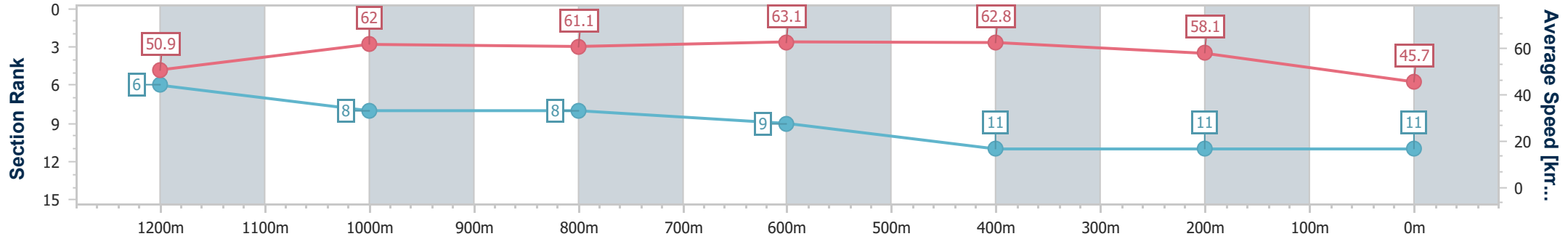
23 October 2024 - 14:08

Track Rating: Good 4, Weather: Fine, Rail Position: +10m Entire



BRISBANE RACING CLUB

Section	Overall	1200m	1000m	800m	600m	400m	200m
Section Times	1:28.92 [11] (0:14.24)	1:14.68 [6] (0:11.64)	1:03.04 [8] (0:11.98)	0:51.06 [8] (0:11.44)	0:39.62 [9] (0:11.50)	0:28.12 [11] (0:12.39)	0:15.73 [11] (0:15.73)
Average Speed [km/h]	50.9	62.0	61.1	63.1	62.8	58.1	45.7
Top Speed [km/h]	64.8	64.8	62.0	63.7	63.5	61.7	52.4
Avg. Dist. to Rail [m]	6.3	5.1	3.0	0.4	0.7	4.2	2.7
Avg. Stride Freq. [Hz]	2.3	2.4	2.4	2.4	2.4	2.3	2.1
Avg. Stride Length [m]	6.2	7.2	7.1	7.4	7.3	7.0	6.0



- [] Ranking at each section and finish
- .-.- No data available at this section
- NA No data available



Eagle Farm QLD Professional
Race 3: Empire of Japan QTIS Three-Years-Old Colts and Geldings
Maiden Plate - 1200m
23 October 2024 - 14:44



BRISBANE
RACING CLUB

Track Rating: Good 4, Weather: Fine, Rail Position: +10m Entire

Section		Overall	1000m	800m	600m	400m	200m	Last 600m					
Field Times		1:10.03 (0:13.65)	0:56.38 (0:11.07)	0:45.31 (0:11.14)	0:34.17 (0:11.20)	0:22.97 (0:11.29)	0:11.68 (0:11.68)	0:34.17					
Rank	TAB Horse/Jockey	Barrier	Top Speed [km/h]	Fastest Section							Margin	Distance Travelled [m]	
1	3 GIVE ME SPACE James Orman	6	67.8 400m	0:10.79 400m	1:10.03 [1] (0:14.03)	0:56.00 [4] (0:11.30)	0:44.70 [5] (0:11.25)	0:33.45 [4] (0:11.14)	0:22.31 [3] (0:10.79)	0:11.52 [2] (0:11.52)	1:10.03	0:33.45	
2	1 BRAZEN ACT Kyle Wilson-Taylor	7	66.3 1000m	0:11.07 1000m	1:10.84 [2] (0:13.65)	0:57.19 [1] (0:11.07)	0:46.12 [1] (0:11.14)	0:34.98 [1] (0:11.20)	0:23.78 [1] (0:11.29)	0:12.49 [1] (0:12.49)	4.75L	0:34.98	-7
3	13 TRAPEZE ALERT Martin Harley	2	67.2 1000m	0:11.10 400m	1:10.89 [3] (0:13.83)	0:57.06 [2] (0:11.22)	0:45.84 [3] (0:11.31)	0:34.53 [3] (0:11.18)	0:23.35 [2] (0:11.10)	0:12.25 [3] (0:12.25)	5.04L	0:34.53	+5
4	10 PROVANCE Noel Callow	5	67.5 400m	0:11.04 400m	1:11.10 [4] (0:14.18)	0:56.92 [6] (0:11.30)	0:45.62 [6] (0:11.32)	0:34.30 [6] (0:11.17)	0:23.13 [6] (0:11.04)	0:12.09 [4] (0:12.09)	6.25L	0:34.30	+0
5	16 READY GREY Cody Collis	8	67.0 1000m	0:11.07 1000m	1:11.19 [5] (0:13.91)	0:57.28 [3] (0:11.07)	0:46.21 [2] (0:11.35)	0:34.86 [2] (0:11.41)	0:23.45 [4] (0:11.33)	0:12.12 [5] (0:12.12)	6.81L	0:34.86	+0
6	9 PRINCE LEVI Les Tilley	3	66.4 400m	0:11.09 400m	1:11.33 [6] (0:14.49)	0:56.84 [9] (0:11.21)	0:45.63 [8] (0:11.19)	0:34.44 [7] (0:11.21)	0:23.23 [7] (0:11.09)	0:12.14 [6] (0:12.14)	7.62L	0:34.44	-6
7	6 KING BOOM Emily Lang	4	66.4 Overall	0:11.09 1000m	1:11.50 [7] (0:14.58)	0:56.92 [11] (0:11.09)	0:45.83 [7] (0:11.34)	0:34.49 [9] (0:11.24)	0:23.25 [9] (0:11.15)	0:12.10 [9] (0:12.10)	8.62L	0:34.49	-5
8	14 ZELEZNY Cejay Graham	1	65.8 1000m	0:11.14 1000m	1:11.62 [8] (0:14.16)	0:57.46 [5] (0:11.14)	0:46.32 [4] (0:11.32)	0:35.00 [5] (0:11.22)	0:23.78 [5] (0:11.45)	0:12.33 [7] (0:12.33)	9.33L	0:35.00	-3
9	4 JOPPA LANE Andrew Mallyon	9	65.6 400m	0:11.17 400m	1:11.79 [9] (0:14.29)	0:57.50 [8] (0:11.41)	0:46.09 [8] (0:11.25)	0:34.84 [8] (0:11.22)	0:23.62 [8] (0:11.17)	0:12.45 [8] (0:12.45)	10.34L	0:34.84	+1
10	7 PRAISE YOU Jag Guthmann-Chester	12	66.4 1000m	0:11.09 600m	1:11.87 [10] (0:14.71)	0:57.16 [12] (0:11.12)	0:46.04 [11] (0:11.37)	0:34.67 [10] (0:11.09)	0:23.58 [10] (0:11.26)	0:12.32 [10] (0:12.32)	10.8L	0:34.67	-3

Scratched: Superalloy (#12), Just Walter (#5), Shipping Lane (#11), Celestial Blaze (#2)

[] Ranking at each section and finish
 -:-:- No data available at this section
 NA No data available

SCN Saddle cloth number
 DNF Did not finish
 DNT Did not track



Eagle Farm QLD Professional
Race 3: Empire of Japan QTIS Three-Years-Old Colts and Geldings
Maiden Plate - 1200m
23 October 2024 - 14:44



Track Rating: Good 4, Weather: Fine, Rail Position: +10m Entire

Section		Overall	1000m	800m	600m	400m	200m	Last 600m	
Field Times		1:10.03 (0:13.65)	0:56.38 (0:11.07)	0:45.31 (0:11.14)	0:34.17 (0:11.20)	0:22.97 (0:11.29)	0:11.68 (0:11.68)	0:34.17	

Rank	TAB	Horse/Jockey	Barrier	Top Speed [km/h]	Fastest Section	Overall	1000m	800m	600m	400m	200m	Margin	Distance Travelled [m]
11	15	MAKING HISTORY Justin Stanley	11	65.7 1000m	0:11.31 600m	1:12.36 [11] (0:14.55)	0:57.81 [10] (0:11.38)	0:46.43 [12] (0:11.33)	0:35.10 [11] (0:11.31)	0:23.79 [12] (0:11.52)	0:12.27 [12] (0:12.27)	13.68L	0:35.10 +0
12	8	PRIDE OF ICE Samantha Collett	10	66.1 600m	0:11.25 600m	1:12.40 [12] (0:14.26)	0:58.14 [7] (0:11.56)	0:46.58 [10] (0:11.44)	0:35.14 [12] (0:11.25)	0:23.89 [11] (0:11.32)	0:12.57 [11] (0:12.57)	13.95L	0:35.14 +9

Scratched: Superalloy (#12), Just Walter (#5), Shipping Lane (#11), Celestial Blaze (#2)

[] Ranking at each section and finish
 -:-:-:- No data available at this section
 NA No data available

SCN Saddle cloth number
 DNF Did not finish
 DNT Did not track



Horse/Jockey Name	Give Me Space
Final Rank	1
Fastest Section Time (Section)	0:10.79 (400m)
Top Speed [km/h] (Section)	67.8 (400m)
Race State	Finished



Eagle Farm QLD Professional
Race 3: Empire of Japan QTIS Three-Years-Old Colts and Geldings Maiden Plate - 1200m

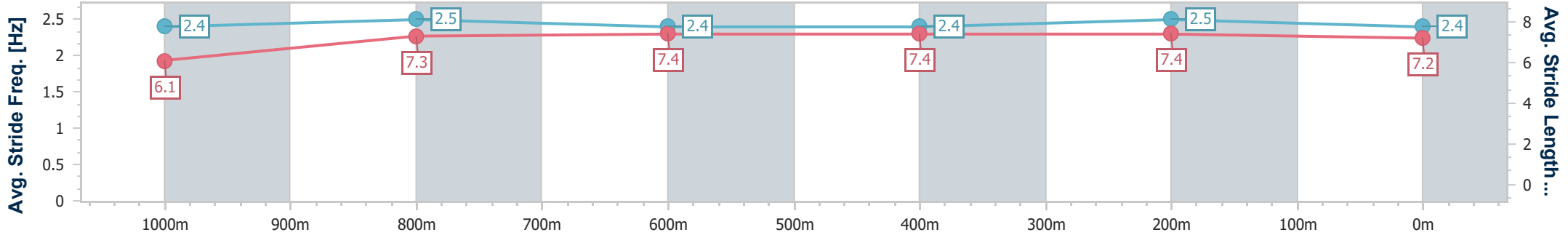
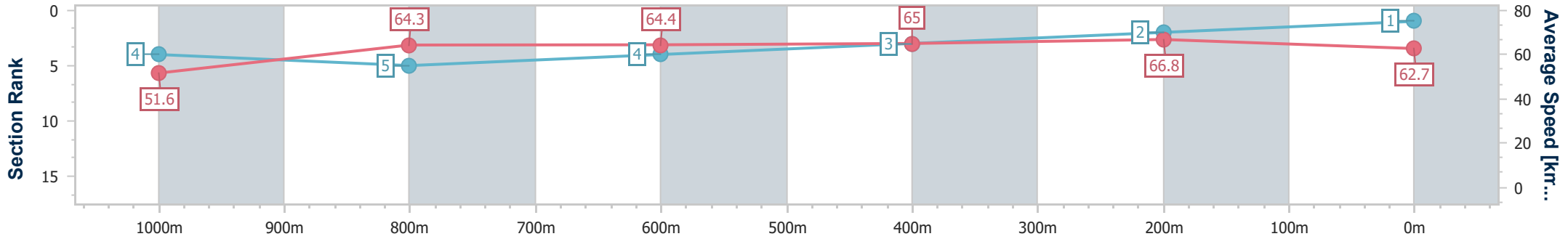
23 October 2024 - 14:44

Track Rating: Good 4, Weather: Fine, Rail Position: +10m Entire



BRISBANE RACING CLUB

Section	Overall	1000m	800m	600m	400m	200m
Section Times	1:10.03 [1] (0:14.03)	0:56.00 [4] (0:11.30)	0:44.70 [5] (0:11.25)	0:33.45 [4] (0:11.14)	0:22.31 [3] (0:10.79)	0:11.52 [2] (0:11.52)
Average Speed [km/h]	51.6	64.3	64.4	65.0	66.8	62.7
Top Speed [km/h]	66.1	65.0	65.6	67.4	67.8	64.7
Avg. Dist. to Rail [m]	4.3	1.8	1.2	2.1	4.8	4.0
Avg. Stride Freq. [Hz]	2.4	2.5	2.4	2.4	2.5	2.4
Avg. Stride Length [m]	6.1	7.3	7.4	7.4	7.4	7.2



- [] Ranking at each section and finish
- .-.- No data available at this section
- NA No data available



Horse/Jockey Name	Brazen Act
Final Rank	2
Fastest Section Time (Section)	0:11.07 (1000m)
Top Speed [km/h] (Section)	66.3 (1000m)
Race State	Finished



Eagle Farm QLD Professional
Race 3: Empire of Japan QTIS Three-Years-Old Colts and Geldings Maiden Plate - 1200m

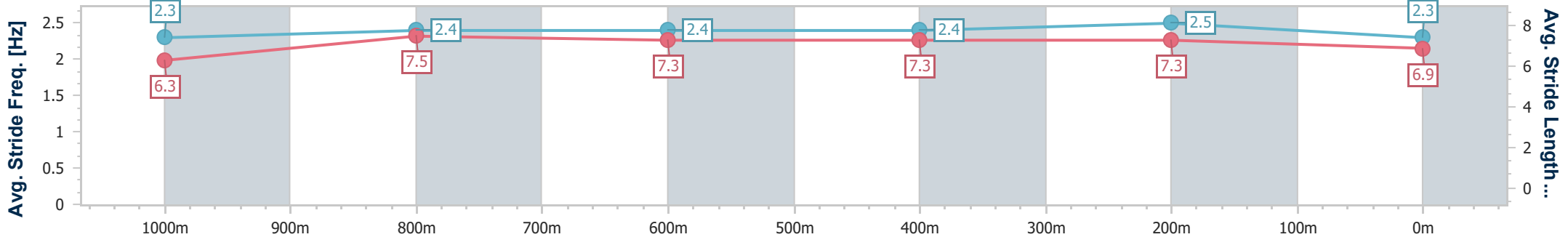
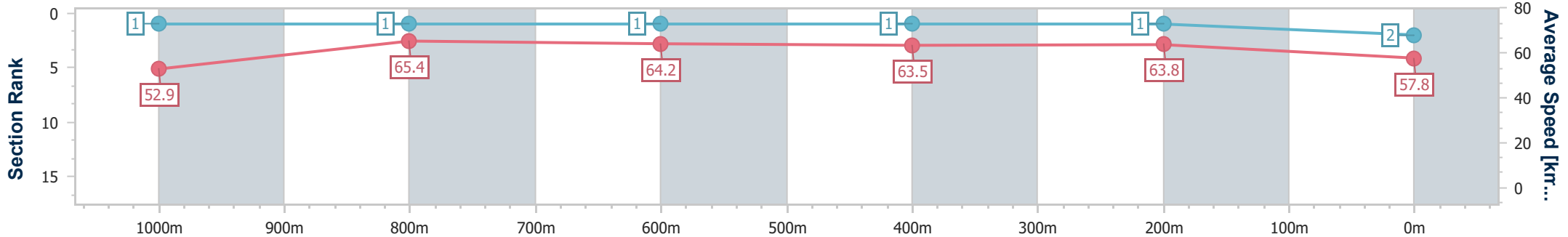
23 October 2024 - 14:44

Track Rating: Good 4, Weather: Fine, Rail Position: +10m Entire



BRISBANE RACING CLUB

Section	Overall	1000m	800m	600m	400m	200m
Section Times	1:10.84 [2] (0:13.65)	0:57.19 [1] (0:11.07)	0:46.12 [1] (0:11.14)	0:34.98 [1] (0:11.20)	0:23.78 [1] (0:11.29)	0:12.49 [1] (0:12.49)
Average Speed [km/h]	52.9	65.4	64.2	63.5	63.8	57.8
Top Speed [km/h]	65.8	66.3	65.0	64.4	64.7	61.7
Avg. Dist. to Rail [m]	5.0	0.9	0.7	2.6	1.6	0.7
Avg. Stride Freq. [Hz]	2.3	2.4	2.4	2.4	2.5	2.3
Avg. Stride Length [m]	6.3	7.5	7.3	7.3	7.3	6.9



- [] Ranking at each section and finish
- .-.- No data available at this section
- NA No data available



Horse/Jockey Name	Trapeze Alert
Final Rank	3
Fastest Section Time (Section)	0:11.10 (400m)
Top Speed [km/h] (Section)	67.2 (1000m)
Race State	Finished



Eagle Farm QLD Professional
Race 3: Empire of Japan QTIS Three-Years-Old Colts and Geldings Maiden Plate - 1200m

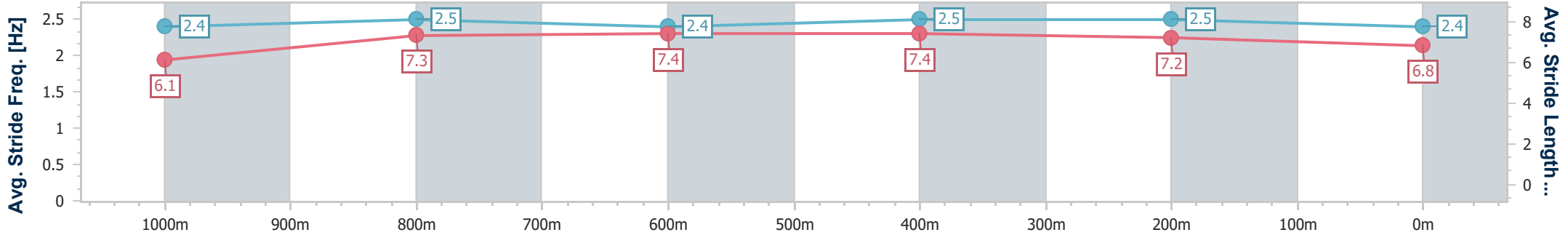
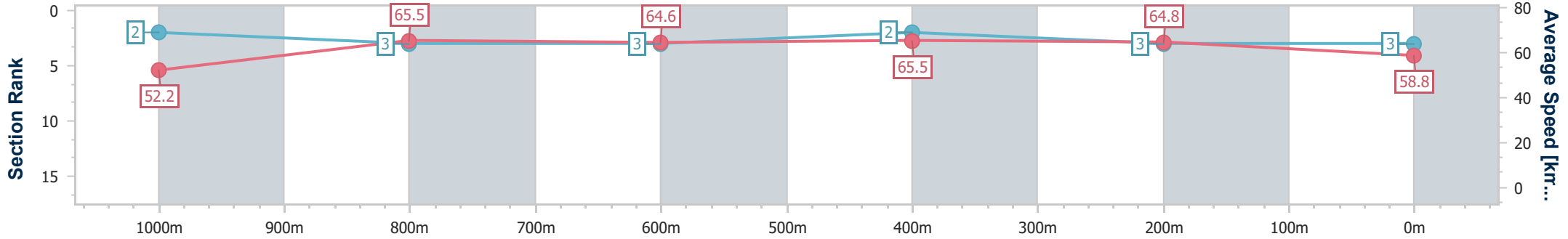
23 October 2024 - 14:44

Track Rating: Good 4, Weather: Fine, Rail Position: +10m Entire



BRISBANE RACING CLUB

Section	Overall	1000m	800m	600m	400m	200m
Section Times	1:10.89 [3] (0:13.83)	0:57.06 [2] (0:11.22)	0:45.84 [3] (0:11.31)	0:34.53 [3] (0:11.18)	0:23.35 [2] (0:11.10)	0:12.25 [3] (0:12.25)
Average Speed [km/h]	52.2	65.5	64.6	65.5	64.8	58.8
Top Speed [km/h]	66.4	67.2	66.4	66.6	66.3	62.7
Avg. Dist. to Rail [m]	2.3	3.8	4.2	2.9	3.8	3.4
Avg. Stride Freq. [Hz]	2.4	2.5	2.4	2.5	2.5	2.4
Avg. Stride Length [m]	6.1	7.3	7.4	7.4	7.2	6.8



- [] Ranking at each section and finish
- .-.- No data available at this section
- NA No data available



Horse/Jockey Name	Provance
Final Rank	4
Fastest Section Time (Section)	0:11.04 (400m)
Top Speed [km/h] (Section)	67.5 (400m)
Race State	Finished



Eagle Farm QLD Professional
Race 3: Empire of Japan QTIS Three-Years-Old Colts and Geldings Maiden Plate - 1200m

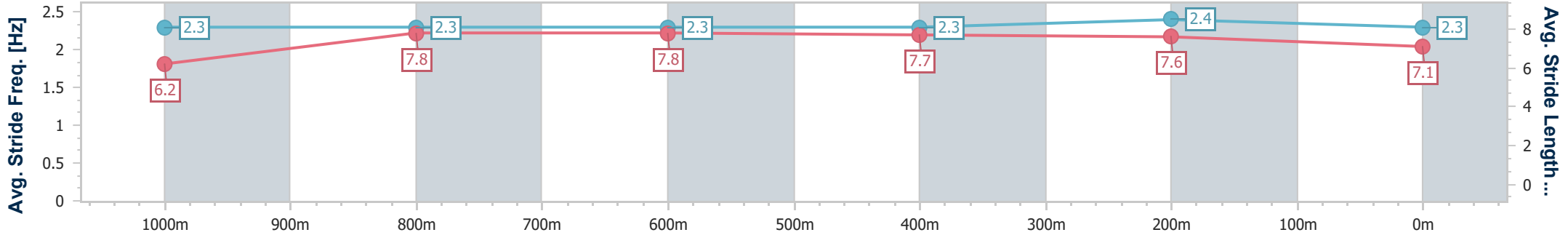
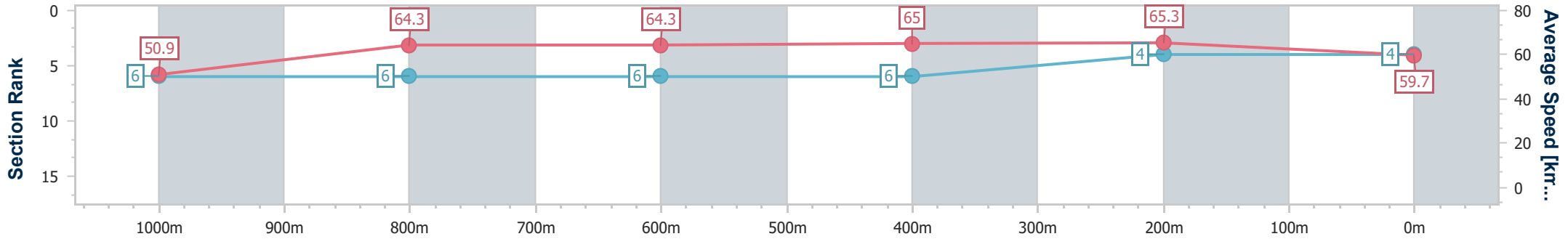
23 October 2024 - 14:44

Track Rating: Good 4, Weather: Fine, Rail Position: +10m Entire



BRISBANE RACING CLUB

Section	Overall	1000m	800m	600m	400m	200m
Section Times	1:11.10 [4] (0:14.18)	0:56.92 [6] (0:11.30)	0:45.62 [6] (0:11.32)	0:34.30 [6] (0:11.17)	0:23.13 [6] (0:11.04)	0:12.09 [4] (0:12.09)
Average Speed [km/h]	50.9	64.3	64.3	65.0	65.3	59.7
Top Speed [km/h]	64.9	65.7	64.7	66.4	67.5	62.9
Avg. Dist. to Rail [m]	2.8	2.0	2.0	2.3	5.8	4.1
Avg. Stride Freq. [Hz]	2.3	2.3	2.3	2.3	2.4	2.3
Avg. Stride Length [m]	6.2	7.8	7.8	7.7	7.6	7.1



- [] Ranking at each section and finish
- .-.- No data available at this section
- NA No data available



Horse/Jockey Name	Ready Grey
Final Rank	5
Fastest Section Time (Section)	0:11.07 (1000m)
Top Speed [km/h] (Section)	67.0 (1000m)
Race State	Finished



Eagle Farm QLD Professional
Race 3: Empire of Japan QTIS Three-Years-Old Colts and Geldings Maiden Plate - 1200m

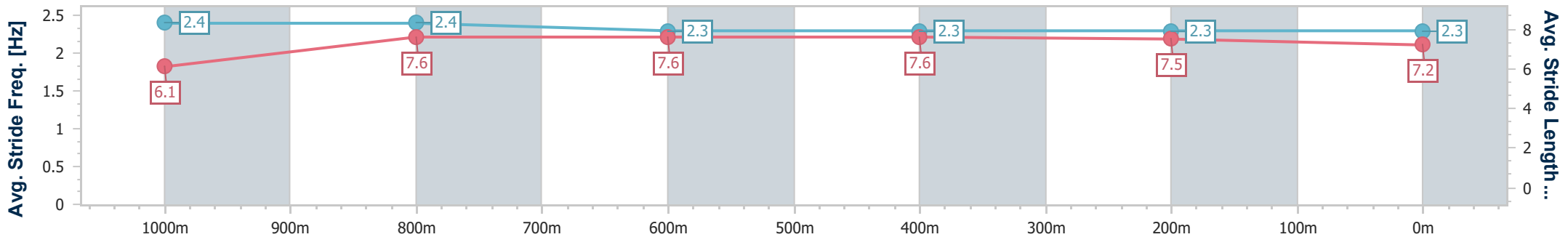
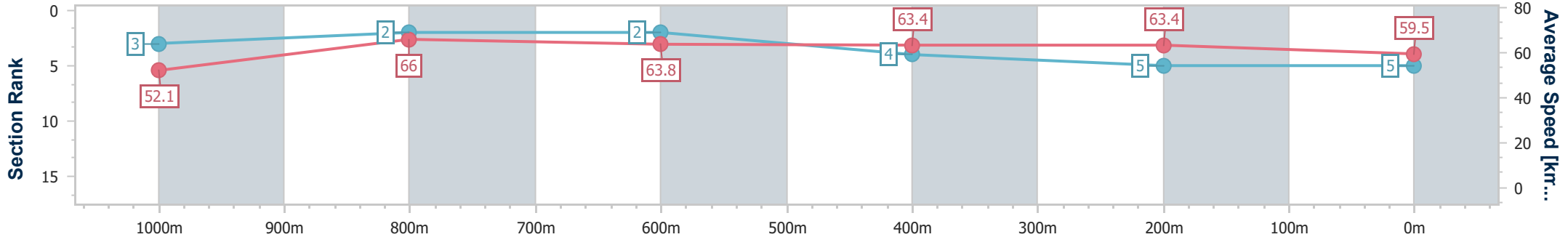
23 October 2024 - 14:44

Track Rating: Good 4, Weather: Fine, Rail Position: +10m Entire



BRISBANE RACING CLUB

Section	Overall	1000m	800m	600m	400m	200m
Section Times	1:11.19 [5] (0:13.91)	0:57.28 [3] (0:11.07)	0:46.21 [2] (0:11.35)	0:34.86 [2] (0:11.41)	0:23.45 [4] (0:11.33)	0:12.12 [5] (0:12.12)
Average Speed [km/h]	52.1	66.0	63.8	63.4	63.4	59.5
Top Speed [km/h]	66.2	67.0	64.6	65.0	65.3	61.9
Avg. Dist. to Rail [m]	6.3	3.0	2.0	0.9	1.6	0.8
Avg. Stride Freq. [Hz]	2.4	2.4	2.3	2.3	2.3	2.3
Avg. Stride Length [m]	6.1	7.6	7.6	7.6	7.5	7.2



- [] Ranking at each section and finish
- .-.- No data available at this section
- NA No data available



Horse/Jockey Name	Prince Levi
Final Rank	6
Fastest Section Time (Section)	0:11.09 (400m)
Top Speed [km/h] (Section)	66.4 (400m)
Race State	Finished



Eagle Farm QLD Professional
Race 3: Empire of Japan QTIS Three-Years-Old Colts and Geldings Maiden Plate - 1200m

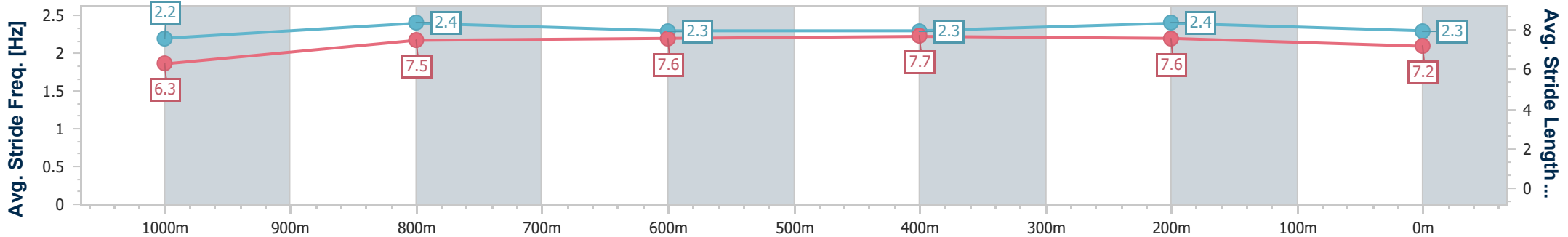
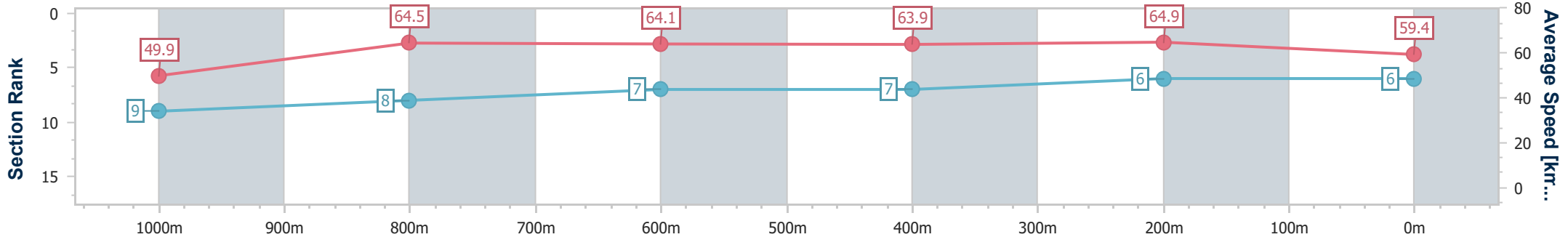
23 October 2024 - 14:44

Track Rating: Good 4, Weather: Fine, Rail Position: +10m Entire



BRISBANE RACING CLUB

Section	Overall	1000m	800m	600m	400m	200m
Section Times	1:11.33 [6] (0:14.49)	0:56.84 [9] (0:11.21)	0:45.63 [8] (0:11.19)	0:34.44 [7] (0:11.21)	0:23.23 [7] (0:11.09)	0:12.14 [6] (0:12.14)
Average Speed [km/h]	49.9	64.5	64.1	63.9	64.9	59.4
Top Speed [km/h]	63.1	65.5	64.7	64.9	66.4	62.7
Avg. Dist. to Rail [m]	1.6	0.8	0.5	1.0	2.3	4.1
Avg. Stride Freq. [Hz]	2.2	2.4	2.3	2.3	2.4	2.3
Avg. Stride Length [m]	6.3	7.5	7.6	7.7	7.6	7.2



- [] Ranking at each section and finish
- .-.- No data available at this section
- NA No data available



Horse/Jockey Name	King Boom
Final Rank	7
Fastest Section Time (Section)	0:11.09 (1000m)
Top Speed [km/h] (Section)	66.4 (Overall)
Race State	Finished



Eagle Farm QLD Professional
Race 3: Empire of Japan QTIS Three-Years-Old Colts and Geldings Maiden Plate - 1200m

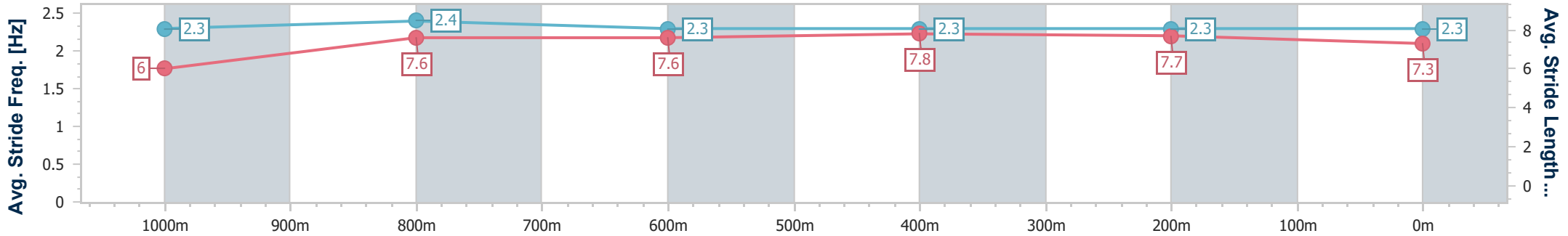
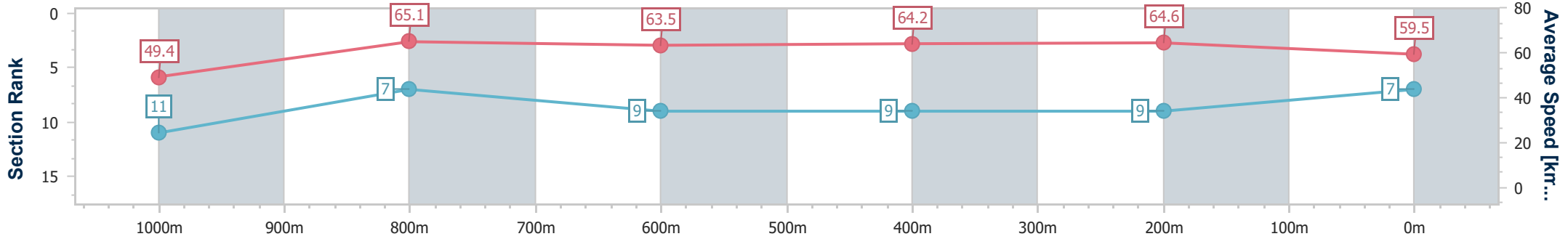
23 October 2024 - 14:44

Track Rating: Good 4, Weather: Fine, Rail Position: +10m Entire



BRISBANE RACING CLUB

Section	Overall	1000m	800m	600m	400m	200m
Section Times	1:11.50 [7] (0:14.58)	0:56.92 [11] (0:11.09)	0:45.83 [7] (0:11.34)	0:34.49 [9] (0:11.24)	0:23.25 [9] (0:11.15)	0:12.10 [9] (0:12.10)
Average Speed [km/h]	49.4	65.1	63.5	64.2	64.6	59.5
Top Speed [km/h]	66.4	65.7	64.0	65.7	66.0	61.9
Avg. Dist. to Rail [m]	1.9	0.2	0.5	1.1	4.0	4.9
Avg. Stride Freq. [Hz]	2.3	2.4	2.3	2.3	2.3	2.3
Avg. Stride Length [m]	6.0	7.6	7.6	7.8	7.7	7.3



- [] Ranking at each section and finish
- .-.- No data available at this section
- NA No data available



Horse/Jockey Name	Zelezny
Final Rank	8
Fastest Section Time (Section)	0:11.14 (1000m)
Top Speed [km/h] (Section)	65.8 (1000m)
Race State	Finished



Eagle Farm QLD Professional
Race 3: Empire of Japan QTIS Three-Years-Old Colts and Geldings Maiden Plate - 1200m

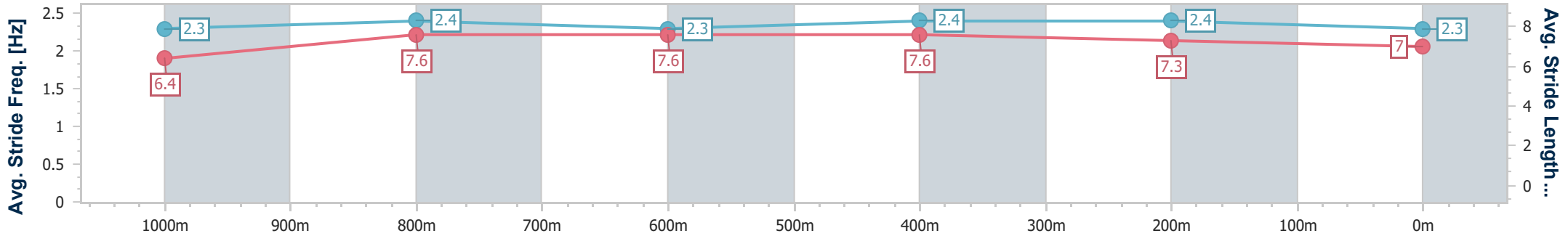
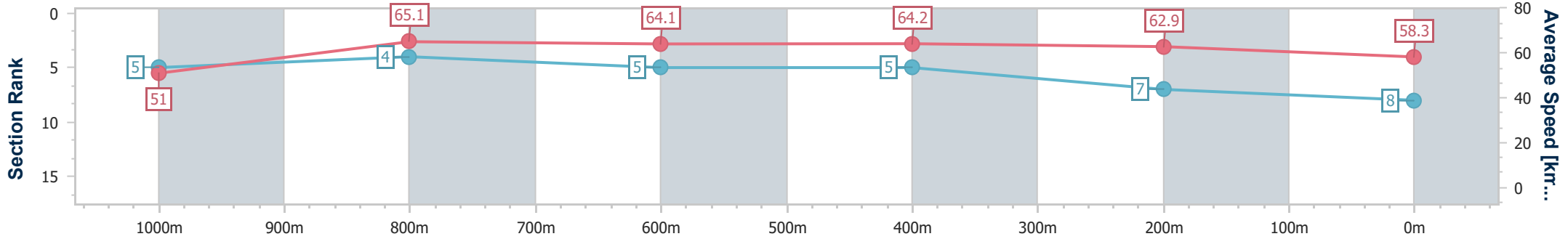
23 October 2024 - 14:44

Track Rating: Good 4, Weather: Fine, Rail Position: +10m Entire



BRISBANE RACING CLUB

Section	Overall	1000m	800m	600m	400m	200m
Section Times	1:11.62 [8] (0:14.16)	0:57.46 [5] (0:11.14)	0:46.32 [4] (0:11.32)	0:35.00 [5] (0:11.22)	0:23.78 [5] (0:11.45)	0:12.33 [7] (0:12.33)
Average Speed [km/h]	51.0	65.1	64.1	64.2	62.9	58.3
Top Speed [km/h]	64.2	65.8	64.8	65.3	65.3	60.8
Avg. Dist. to Rail [m]	1.2	2.2	1.5	0.3	0.4	0.8
Avg. Stride Freq. [Hz]	2.3	2.4	2.3	2.4	2.4	2.3
Avg. Stride Length [m]	6.4	7.6	7.6	7.6	7.3	7.0



- [] Ranking at each section and finish
- .-.- No data available at this section
- NA No data available



Horse/Jockey Name	Joppa Lane
Final Rank	9
Fastest Section Time (Section)	0:11.17 (400m)
Top Speed [km/h] (Section)	65.6 (400m)
Race State	Finished



Eagle Farm QLD Professional
Race 3: Empire of Japan QTIS Three-Years-Old Colts and Geldings Maiden Plate - 1200m

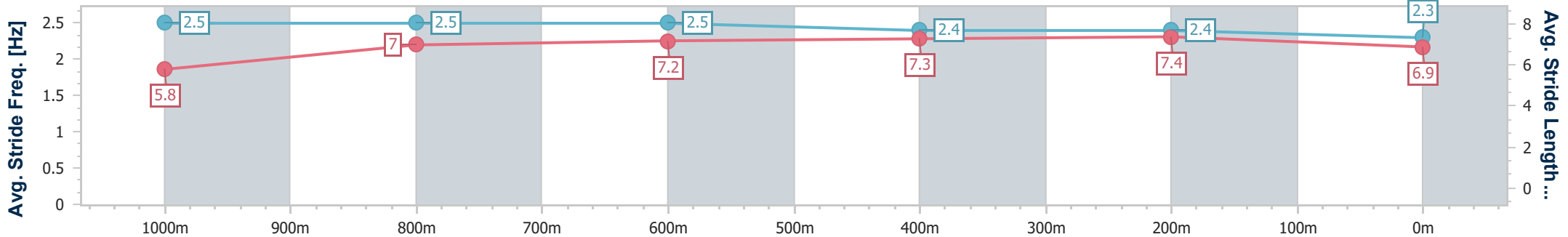
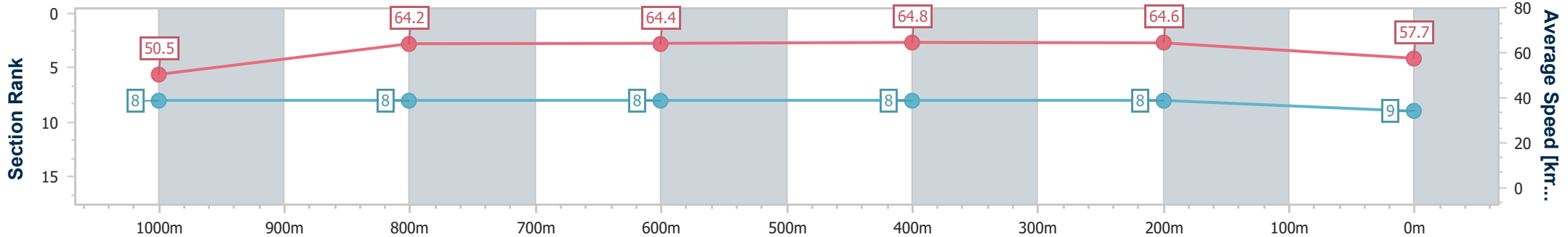
23 October 2024 - 14:44

Track Rating: Good 4, Weather: Fine, Rail Position: +10m Entire



BRISBANE RACING CLUB

Section	Overall	1000m	800m	600m	400m	200m
Section Times	1:11.79 [9] (0:14.29)	0:57.50 [8] (0:11.41)	0:46.09 [8] (0:11.25)	0:34.84 [8] (0:11.22)	0:23.62 [8] (0:11.17)	0:12.45 [8] (0:12.45)
Average Speed [km/h]	50.5	64.2	64.4	64.8	64.6	57.7
Top Speed [km/h]	63.2	64.9	65.0	65.4	65.6	62.0
Avg. Dist. to Rail [m]	6.5	3.1	1.8	2.1	5.5	6.2
Avg. Stride Freq. [Hz]	2.5	2.5	2.5	2.4	2.4	2.3
Avg. Stride Length [m]	5.8	7.0	7.2	7.3	7.4	6.9



- [] Ranking at each section and finish
- .-.- No data available at this section
- NA No data available



Horse/Jockey Name	Praise You
Final Rank	10
Fastest Section Time (Section)	0:11.09 (600m)
Top Speed [km/h] (Section)	66.4 (1000m)
Race State	Finished



Eagle Farm QLD Professional
 Race 3: Empire of Japan QTIS Three-Years-Old Colts and Geldings Maiden Plate - 1200m

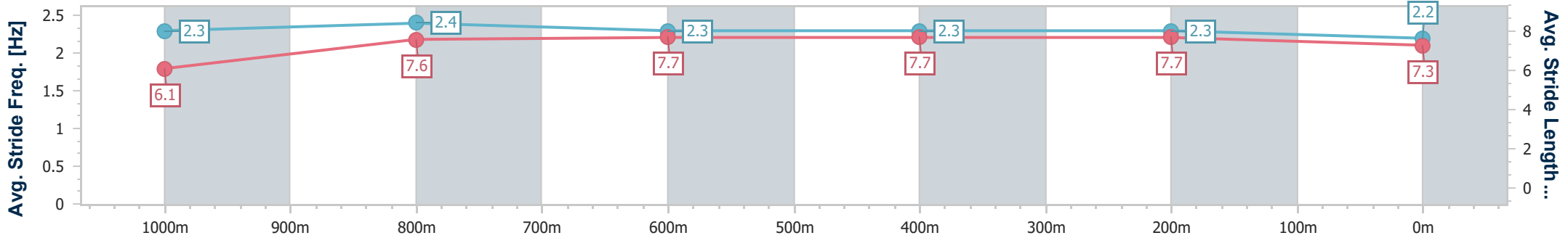
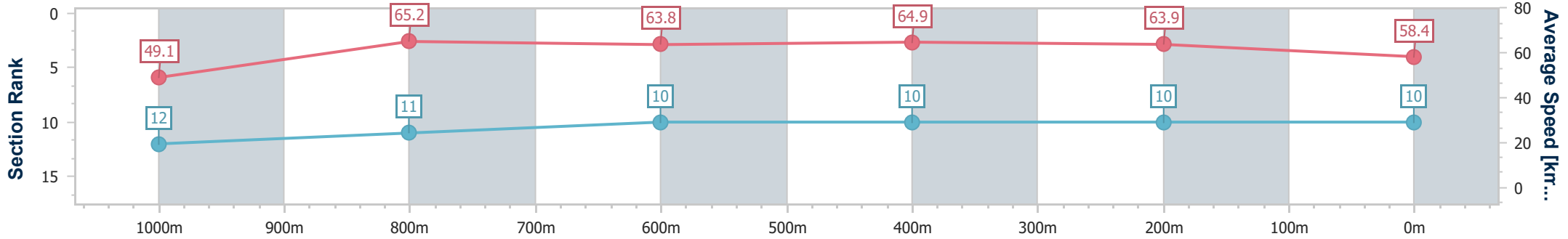
23 October 2024 - 14:44

Track Rating: Good 4, Weather: Fine, Rail Position: +10m Entire



BRISBANE
RACING CLUB

Section	Overall	1000m	800m	600m	400m	200m
Section Times	1:11.87 [10] (0:14.71)	0:57.16 [12] (0:11.12)	0:46.04 [11] (0:11.37)	0:34.67 [10] (0:11.09)	0:23.58 [10] (0:11.26)	0:12.32 [10]
Average Speed [km/h]	49.1	65.2	63.8	64.9	63.9	58.4
Top Speed [km/h]	63.0	66.4	64.2	65.7	65.9	61.8
Avg. Dist. to Rail [m]	7.0	1.1	1.7	0.5	1.5	2.9
Avg. Stride Freq. [Hz]	2.3	2.4	2.3	2.3	2.3	2.2
Avg. Stride Length [m]	6.1	7.6	7.7	7.7	7.7	7.3



- [] Ranking at each section and finish
- .-.- No data available at this section
- NA No data available



Horse/Jockey Name	Making History
Final Rank	11
Fastest Section Time (Section)	0:11.31 (600m)
Top Speed [km/h] (Section)	65.7 (1000m)
Race State	Finished



Eagle Farm QLD Professional
Race 3: Empire of Japan QTIS Three-Years-Old Colts and Geldings Maiden Plate - 1200m

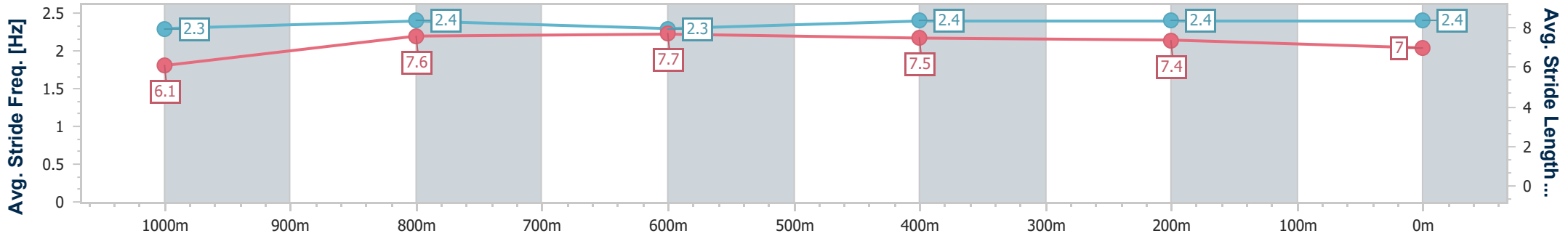
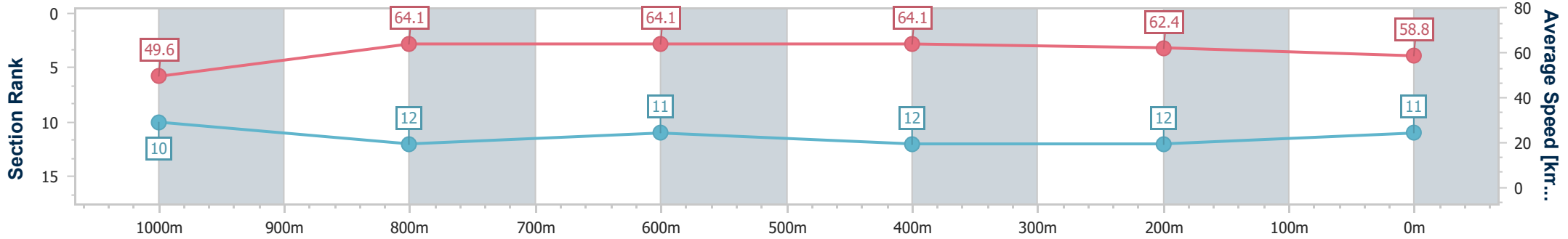
23 October 2024 - 14:44

Track Rating: Good 4, Weather: Fine, Rail Position: +10m Entire



BRISBANE RACING CLUB

Section	Overall	1000m	800m	600m	400m	200m
Section Times	1:12.36 [11] (0:14.55)	0:57.81 [10] (0:11.38)	0:46.43 [12] (0:11.33)	0:35.10 [11] (0:11.31)	0:23.79 [12] (0:11.52)	0:12.27 [12] (0:12.27)
Average Speed [km/h]	49.6	64.1	64.1	64.1	62.4	58.8
Top Speed [km/h]	62.8	65.7	64.6	64.9	64.7	61.2
Avg. Dist. to Rail [m]	7.5	2.3	1.6	1.8	3.1	3.6
Avg. Stride Freq. [Hz]	2.3	2.4	2.3	2.4	2.4	2.4
Avg. Stride Length [m]	6.1	7.6	7.7	7.5	7.4	7.0



- [] Ranking at each section and finish
- .-.- No data available at this section
- NA No data available



Horse/Jockey Name	Pride Of Ice
Final Rank	12
Fastest Section Time (Section)	0:11.25 (600m)
Top Speed [km/h] (Section)	66.1 (600m)
Race State	Finished



Eagle Farm QLD Professional
Race 3: Empire of Japan QTIS Three-Years-Old Colts and Geldings Maiden Plate - 1200m

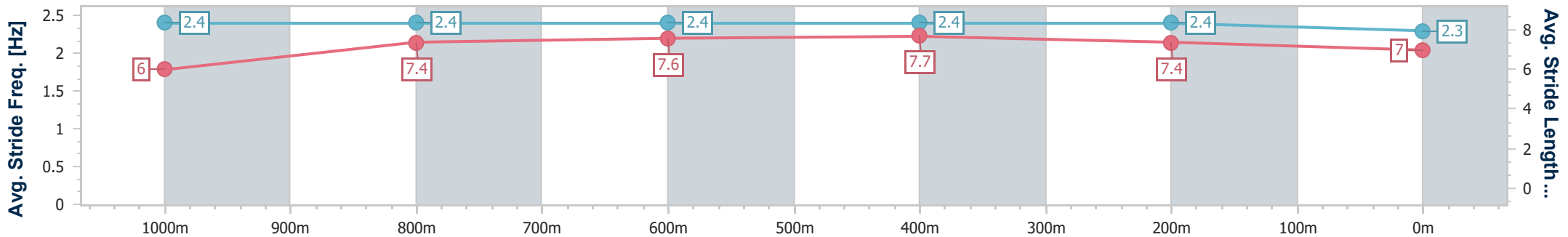
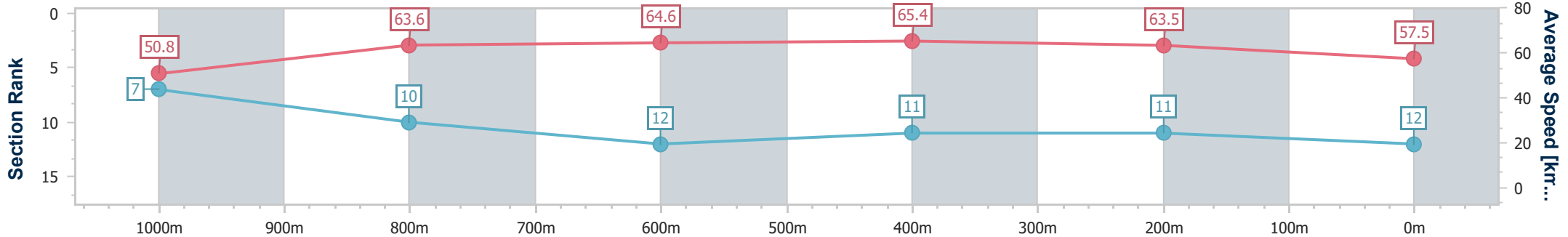
23 October 2024 - 14:44

Track Rating: Good 4, Weather: Fine, Rail Position: +10m Entire



BRISBANE RACING CLUB

Section	Overall	1000m	800m	600m	400m	200m
Section Times	1:12.40 [12] (0:14.26)	0:58.14 [7] (0:11.56)	0:46.58 [10] (0:11.44)	0:35.14 [12] (0:11.25)	0:23.89 [11] (0:11.32)	0:12.57 [11] (0:12.57)
Average Speed [km/h]	50.8	63.6	64.6	65.4	63.5	57.5
Top Speed [km/h]	62.9	65.3	65.8	66.1	65.8	60.5
Avg. Dist. to Rail [m]	6.4	4.8	5.6	4.8	5.8	3.3
Avg. Stride Freq. [Hz]	2.4	2.4	2.4	2.4	2.4	2.3
Avg. Stride Length [m]	6.0	7.4	7.6	7.7	7.4	7.0



- [] Ranking at each section and finish
- .-.- No data available at this section
- NA No data available



Eagle Farm QLD Professional

Race 4: Moreton Hire QTIS Three-Years-Old Fillies Maiden Plate - 1200m

23 October 2024 - 15:18



BRISBANE
RACING CLUB

Track Rating: Good 4, Weather: Fine, Rail Position: +10m Entire

Section												Last 600m	
Field Times		Overall	1000m	800m	600m	400m	200m						0:34.90
		1:10.51 (0:13.17)	0:57.34 (0:10.84)	0:46.50 (0:11.60)	0:34.90 (0:11.59)	0:23.31 (0:11.27)	0:12.04 (0:12.04)						
Rank	TAB Horse/Jockey	Barrier	Top Speed [km/h]	Fastest Section								Margin	Distance Travelled [m]
1	8 SPICY MARTINI Taylor Marshall	9	69.8 1000m	0:10.84 1000m	1:10.51 [1] (0:13.28)	0:57.23 [2] (0:10.84)	0:46.39 [2] (0:11.54)	0:34.85 [2] (0:11.67)	0:23.18 [2] (0:11.14)	0:12.04 [1] (0:12.04)	1:10.51	0:34.85	
2	5 ESPRIT DU JOUR James Orman	2	66.6 1000m	0:11.04 1000m	1:10.77 [2] (0:13.52)	0:57.25 [8] (0:11.04)	0:46.21 [8] (0:11.42)	0:34.79 [7] (0:11.65)	0:23.14 [4] (0:11.14)	0:12.00 [3] (0:12.00)	1.56L	0:34.79	-8
3	1 ALLY Justin Huxtable	4	69.8 Overall	0:11.01 1000m	1:10.84 [3] (0:13.45)	0:57.39 [6] (0:11.01)	0:46.38 [6] (0:11.37)	0:35.01 [3] (0:11.62)	0:23.39 [3] (0:11.33)	0:12.06 [4] (0:12.06)	1.94L	0:35.01	-9
4	4 DISMANTLE Angela Jones	8	70.4 Overall	0:10.84 1000m	1:11.08 [4] (0:13.17)	0:57.91 [1] (0:10.84)	0:47.07 [1] (0:11.60)	0:35.47 [1] (0:11.59)	0:23.88 [1] (0:11.37)	0:12.51 [2] (0:12.51)	3.35L	0:35.47	-6
5	3 BLONDE ON BLONDE Ron Stewart	6	68.1 1000m	0:10.98 1000m	1:11.13 [5] (0:13.67)	0:57.46 [9] (0:10.98)	0:46.48 [9] (0:11.44)	0:35.04 [8] (0:11.71)	0:23.33 [8] (0:11.27)	0:12.06 [5] (0:12.06)	3.62L	0:35.04	-2
6	2 BACCARAT ROUGE Les Tilley	1	67.7 1000m	0:11.03 1000m	1:11.74 [6] (0:13.82)	0:57.92 [10] (0:11.03)	0:46.89 [10] (0:11.40)	0:35.49 [10] (0:11.63)	0:23.86 [10] (0:11.42)	0:12.44 [6] (0:12.44)	7.21L	0:35.49	-11
7	18 AQUATIER Andrew Mallyon	3	67.2 1000m	0:11.03 1000m	1:11.82 [7] (0:13.52)	0:58.30 [7] (0:11.03)	0:47.27 [7] (0:11.58)	0:35.69 [9] (0:11.73)	0:23.96 [9] (0:11.83)	0:12.13 [9] (0:12.13)	7.7L	0:35.69	-5
8	9 STYLISH ANGEL Cejay Graham	5	69.2 Overall	0:11.03 1000m	1:12.22 [8] (0:13.30)	0:58.92 [3] (0:11.03)	0:47.89 [4] (0:11.64)	0:36.25 [6] (0:11.81)	0:24.44 [7] (0:11.72)	0:12.72 [7] (0:12.72)	10.06L	0:36.25	-4
9	14 TENGUN ANNIE Cody Collis	7	68.1 1000m	0:10.96 1000m	1:12.58 [9] (0:13.35)	0:59.23 [5] (0:10.96)	0:48.27 [3] (0:11.59)	0:36.68 [5] (0:11.80)	0:24.88 [5] (0:11.83)	0:13.05 [8] (0:13.05)	12.21L	0:36.68	-3
10	7 PARISIENNE PIPER Justin Stanley	10	66.3 800m	0:11.19 1000m	1:13.29 [10] (0:13.90)	0:59.39 [11] (0:11.19)	0:48.20 [11] (0:11.28)	0:36.92 [11] (0:11.77)	0:25.15 [11] (0:11.94)	0:13.21 [11] (0:13.21)	16.33L	0:36.92	-6

Scratched: Chilpur (#16), Ucelle (#11), Lady Nikster (#6), Valourous Command (#12), Champagne Tower (#15), Lady Zaydi (#17), Totally Underrated (#10)

[] Ranking at each section and finish
 -:-:- No data available at this section
 NA No data available

SCN Saddle cloth number
 DNF Did not finish
 DNT Did not track



Eagle Farm QLD Professional

Race 4: Moreton Hire QTIS Three-Years-Old Fillies Maiden Plate - 1200m

23 October 2024 - 15:18



BRISBANE
RACING CLUB

Track Rating: Good 4, Weather: Fine, Rail Position: +10m Entire

Section	Overall	1000m	800m	600m	400m	200m	Last 600m
Field Times	1:10.51 (0:13.17)	0:57.34 (0:10.84)	0:46.50 (0:11.60)	0:34.90 (0:11.59)	0:23.31 (0:11.27)	0:12.04 (0:12.04)	0:34.90

Rank	TAB	Horse/Jockey	Barrier	Top Speed [km/h]	Fastest Section	Margin	Distance Travelled [m]
11	13	SOUL PURSUIT	11	68.5	0:11.02	23.69L	-2
		Kyle Wilson-Taylor		Overall	1000m		
					1:14.54 [11]		
					(0:13.33)		
					1:01.21 [4]		
					(0:11.02)		
					0:50.19 [5]		
					(0:11.52)		
					0:38.67 [4]		
					(0:11.87)		
					0:26.80 [6]		
					(0:12.16)		
					0:14.64 [10]		
					(0:14.64)		

Scratched: Chilpur (#16), Ucelle (#11), Lady Nikster (#6), Valourous Command (#12), Champagne Tower (#15), Lady Zaydi (#17), Totally Underrated (#10)

[] Ranking at each section and finish
 -:-:-:- No data available at this section
 NA No data available

SCN Saddle cloth number
 DNF Did not finish
 DNT Did not track



Horse/Jockey Name	Spicy Martini
Final Rank	1
Fastest Section Time (Section)	0:10.84 (1000m)
Top Speed [km/h] (Section)	69.8 (1000m)
Race State	Finished



Eagle Farm QLD Professional
Race 4: Moreton Hire QTIS Three-Years-Old Fillies Maiden Plate - 1200m

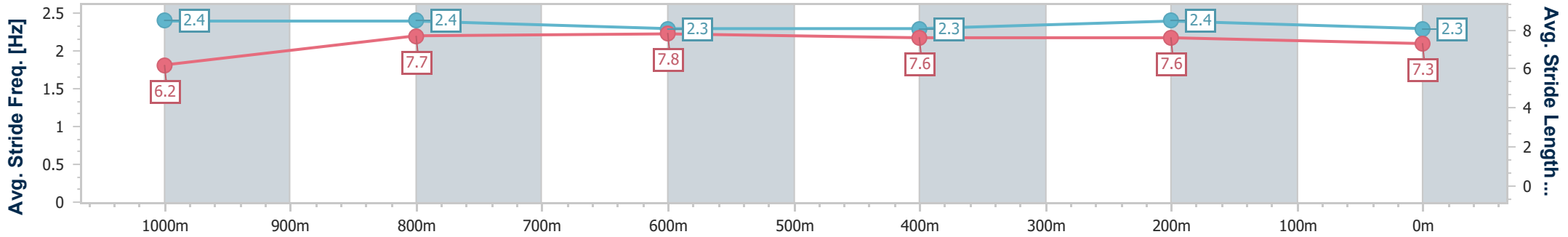
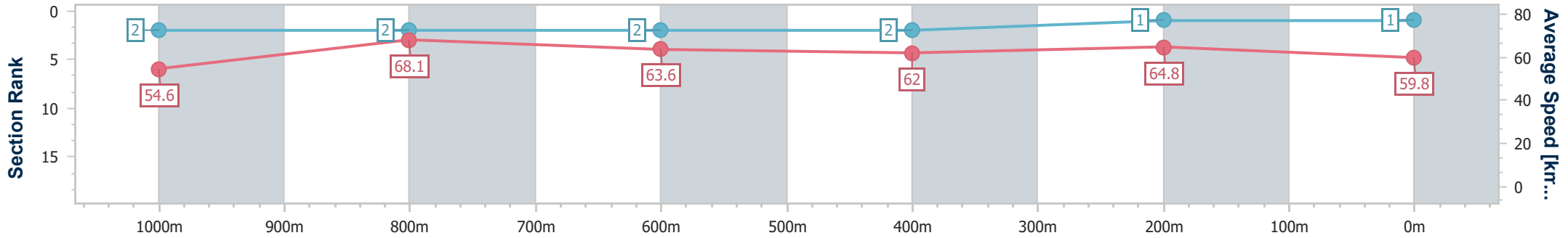
23 October 2024 - 15:18

Track Rating: Good 4, Weather: Fine, Rail Position: +10m Entire



BRISBANE RACING CLUB

Section	Overall	1000m	800m	600m	400m	200m
Section Times	1:10.51 [1] (0:13.28)	0:57.23 [2] (0:10.84)	0:46.39 [2] (0:11.54)	0:34.85 [2] (0:11.67)	0:23.18 [2] (0:11.14)	0:12.04 [1] (0:12.04)
Average Speed [km/h]	54.6	68.1	63.6	62.0	64.8	59.8
Top Speed [km/h]	69.8	69.8	66.5	63.5	66.0	63.4
Avg. Dist. to Rail [m]	7.1	5.1	3.6	1.8	0.6	1.5
Avg. Stride Freq. [Hz]	2.4	2.4	2.3	2.3	2.4	2.3
Avg. Stride Length [m]	6.2	7.7	7.8	7.6	7.6	7.3



- [] Ranking at each section and finish
- .-.-.- No data available at this section
- NA No data available



Horse/Jockey Name	Esprit Du Jour
Final Rank	2
Fastest Section Time (Section)	0:11.04 (1000m)
Top Speed [km/h] (Section)	66.6 (1000m)
Race State	Finished

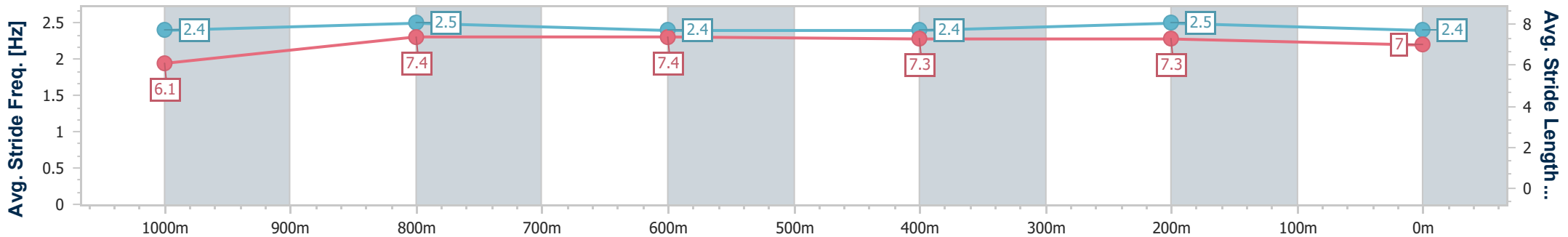
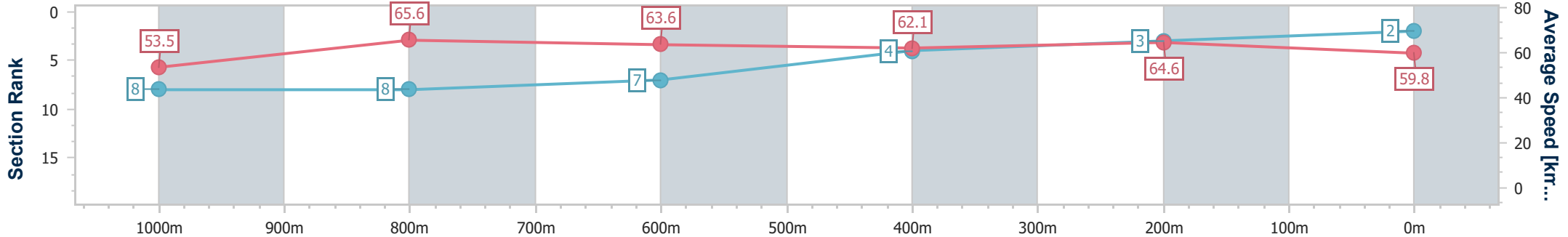


Eagle Farm QLD Professional
 Race 4: Moreton Hire QTIS Three-Years-Old Fillies Maiden
 Plate - 1200m
 23 October 2024 - 15:18
 Track Rating: Good 4, Weather: Fine, Rail Position: +10m Entire



BRISBANE
 RACING CLUB

Section	Overall	1000m	800m	600m	400m	200m
Section Times	1:10.77 [2] (0:13.52)	0:57.25 [8] (0:11.04)	0:46.21 [8] (0:11.42)	0:34.79 [7] (0:11.65)	0:23.14 [4] (0:11.14)	0:12.00 [3] (0:12.00)
Average Speed [km/h]	53.5	65.6	63.6	62.1	64.6	59.8
Top Speed [km/h]	66.3	66.6	66.4	63.6	65.4	64.0
Avg. Dist. to Rail [m]	1.5	1.5	1.9	0.8	1.7	1.7
Avg. Stride Freq. [Hz]	2.4	2.5	2.4	2.4	2.5	2.4
Avg. Stride Length [m]	6.1	7.4	7.4	7.3	7.3	7.0



- [] Ranking at each section and finish
- .-.- No data available at this section
- NA No data available



Horse/Jockey Name	Ally
Final Rank	3
Fastest Section Time (Section)	0:11.01 (1000m)
Top Speed [km/h] (Section)	69.8 (Overall)
Race State	Finished



Eagle Farm QLD Professional
Race 4: Moreton Hire QTIS Three-Years-Old Fillies Maiden Plate - 1200m

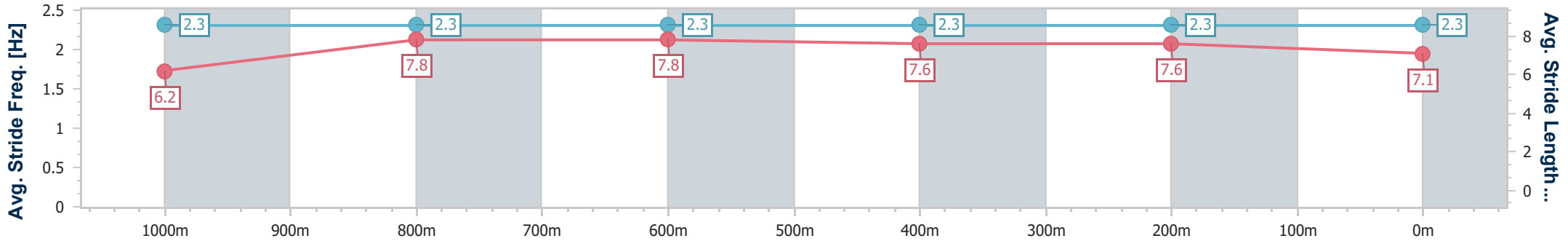
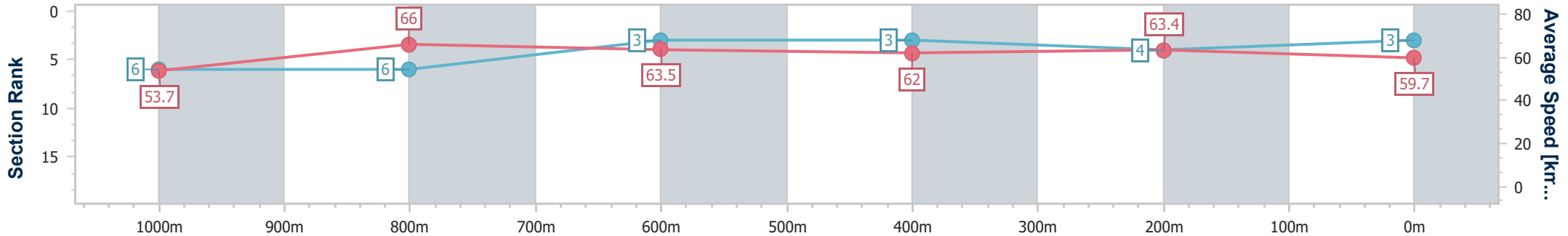
23 October 2024 - 15:18

Track Rating: Good 4, Weather: Fine, Rail Position: +10m Entire



BRISBANE RACING CLUB

Section	Overall	1000m	800m	600m	400m	200m
Section Times	1:10.84 [3] (0:13.45)	0:57.39 [6] (0:11.01)	0:46.38 [6] (0:11.37)	0:35.01 [3] (0:11.62)	0:23.39 [3] (0:11.33)	0:12.06 [4] (0:12.06)
Average Speed [km/h]	53.7	66.0	63.5	62.0	63.4	59.7
Top Speed [km/h]	69.8	67.6	66.4	63.3	64.5	62.3
Avg. Dist. to Rail [m]	3.1	2.2	0.8	0.5	1.0	1.5
Avg. Stride Freq. [Hz]	2.3	2.3	2.3	2.3	2.3	2.3
Avg. Stride Length [m]	6.2	7.8	7.8	7.6	7.6	7.1



- [] Ranking at each section and finish
- .-.- No data available at this section
- NA No data available



Horse/Jockey Name	Dismantle
Final Rank	4
Fastest Section Time (Section)	0:10.84 (1000m)
Top Speed [km/h] (Section)	70.4 (Overall)
Race State	Finished



Eagle Farm QLD Professional
Race 4: Moreton Hire QTIS Three-Years-Old Fillies Maiden Plate - 1200m

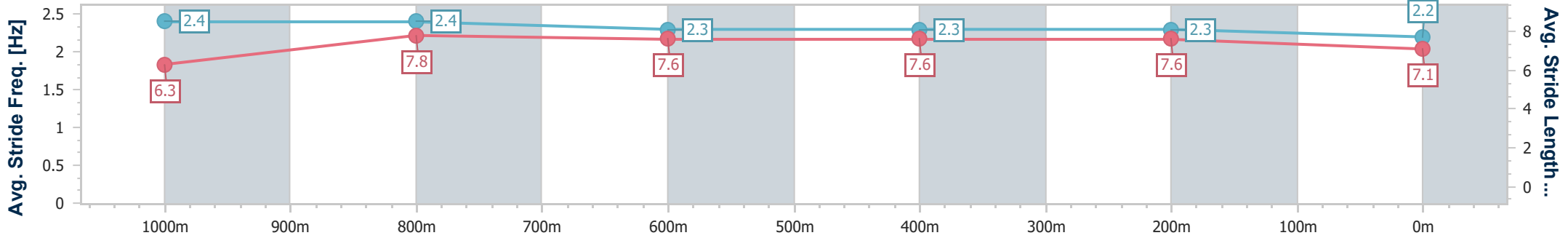
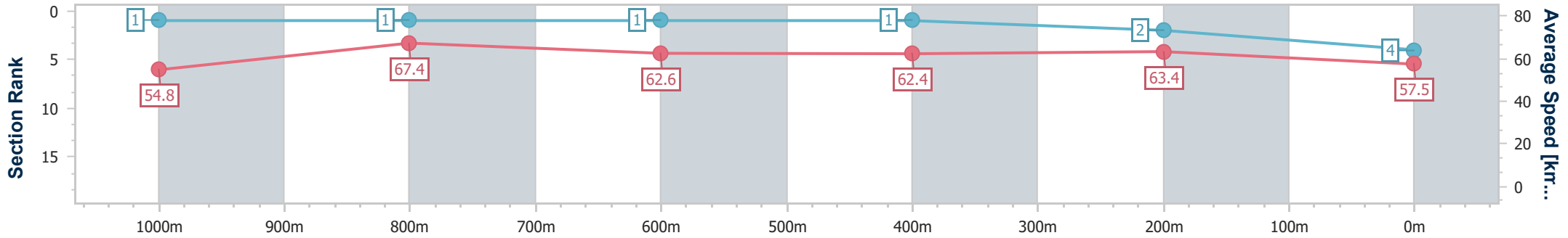
23 October 2024 - 15:18

Track Rating: Good 4, Weather: Fine, Rail Position: +10m Entire



BRISBANE RACING CLUB

Section	Overall	1000m	800m	600m	400m	200m
Section Times	1:11.08 [4] (0:13.17)	0:57.91 [1] (0:10.84)	0:47.07 [1] (0:11.60)	0:35.47 [1] (0:11.59)	0:23.88 [1] (0:11.37)	0:12.51 [2] (0:12.51)
Average Speed [km/h]	54.8	67.4	62.6	62.4	63.4	57.5
Top Speed [km/h]	70.4	69.9	64.9	63.7	64.1	61.3
Avg. Dist. to Rail [m]	6.1	2.7	2.3	0.5	0.3	1.0
Avg. Stride Freq. [Hz]	2.4	2.4	2.3	2.3	2.3	2.2
Avg. Stride Length [m]	6.3	7.8	7.6	7.6	7.6	7.1



- [] Ranking at each section and finish
- .-.- No data available at this section
- NA No data available



Horse/Jockey Name	Blonde On Blonde
Final Rank	5
Fastest Section Time (Section)	0:10.98 (1000m)
Top Speed [km/h] (Section)	68.1 (1000m)
Race State	Finished



Eagle Farm QLD Professional
Race 4: Moreton Hire QTIS Three-Years-Old Fillies Maiden Plate - 1200m

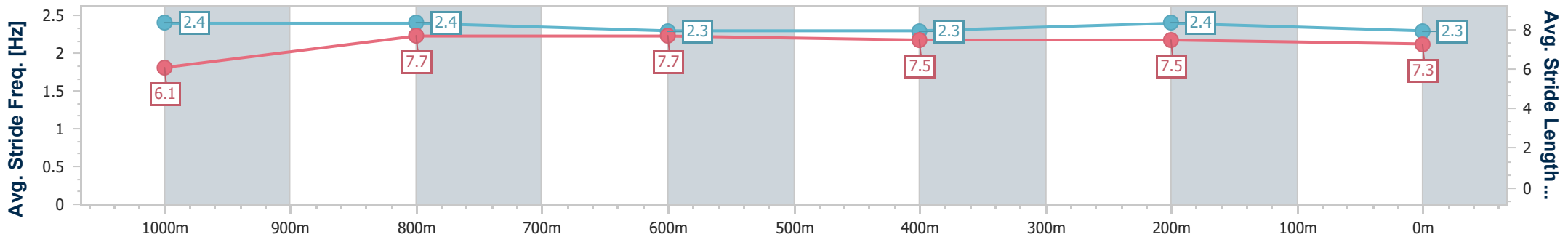
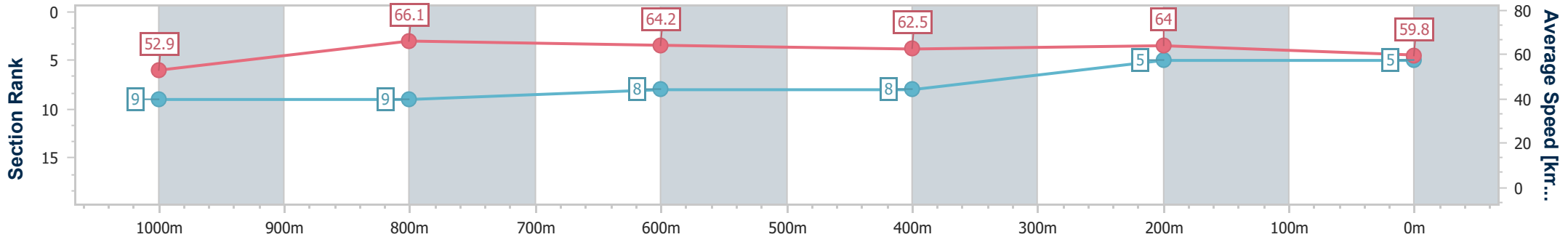
23 October 2024 - 15:18

Track Rating: Good 4, Weather: Fine, Rail Position: +10m Entire



BRISBANE RACING CLUB

Section	Overall	1000m	800m	600m	400m	200m
Section Times	1:11.13 [5] (0:13.67)	0:57.46 [9] (0:10.98)	0:46.48 [9] (0:11.44)	0:35.04 [8] (0:11.71)	0:23.33 [8] (0:11.27)	0:12.06 [5] (0:12.06)
Average Speed [km/h]	52.9	66.1	64.2	62.5	64.0	59.8
Top Speed [km/h]	65.6	68.1	65.6	64.9	65.3	61.8
Avg. Dist. to Rail [m]	4.4	2.6	3.9	3.5	6.0	5.8
Avg. Stride Freq. [Hz]	2.4	2.4	2.3	2.3	2.4	2.3
Avg. Stride Length [m]	6.1	7.7	7.7	7.5	7.5	7.3



- [] Ranking at each section and finish
- .-.- No data available at this section
- NA No data available



Horse/Jockey Name	Baccarat Rouge
Final Rank	6
Fastest Section Time (Section)	0:11.03 (1000m)
Top Speed [km/h] (Section)	67.7 (1000m)
Race State	Finished



Eagle Farm QLD Professional
Race 4: Moreton Hire QTIS Three-Years-Old Fillies Maiden Plate - 1200m

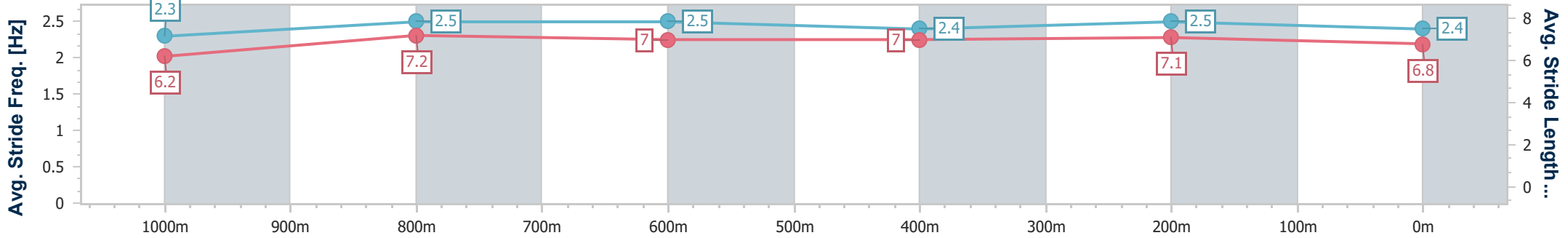
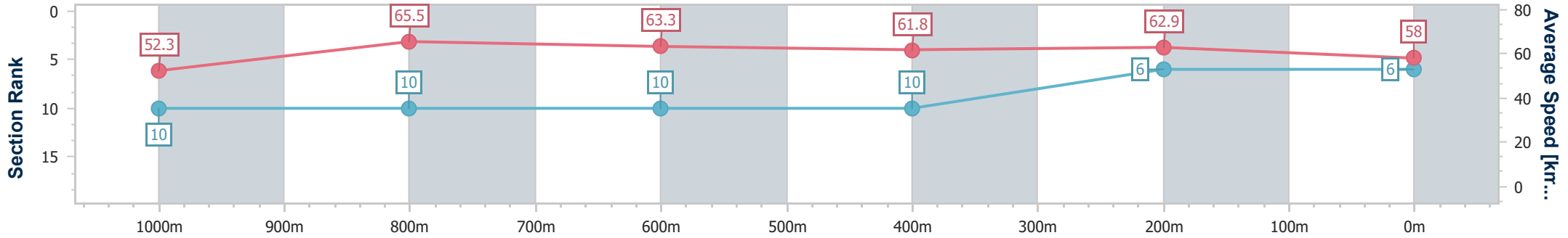
23 October 2024 - 15:18

Track Rating: Good 4, Weather: Fine, Rail Position: +10m Entire



BRISBANE RACING CLUB

Section	Overall	1000m	800m	600m	400m	200m
Section Times	1:11.74 [6] (0:13.82)	0:57.92 [10] (0:11.03)	0:46.89 [10] (0:11.40)	0:35.49 [10] (0:11.63)	0:23.86 [10] (0:11.42)	0:12.44 [6] (0:12.44)
Average Speed [km/h]	52.3	65.5	63.3	61.8	62.9	58.0
Top Speed [km/h]	67.1	67.7	65.9	62.9	64.0	61.1
Avg. Dist. to Rail [m]	1.3	1.1	0.4	0.8	1.6	1.6
Avg. Stride Freq. [Hz]	2.3	2.5	2.5	2.4	2.5	2.4
Avg. Stride Length [m]	6.2	7.2	7.0	7.0	7.1	6.8



- [] Ranking at each section and finish
- .-.- No data available at this section
- NA No data available



Horse/Jockey Name	Aquatier
Final Rank	7
Fastest Section Time (Section)	0:11.03 (1000m)
Top Speed [km/h] (Section)	67.2 (1000m)
Race State	Finished



Eagle Farm QLD Professional
Race 4: Moreton Hire QTIS Three-Years-Old Fillies Maiden
Plate - 1200m

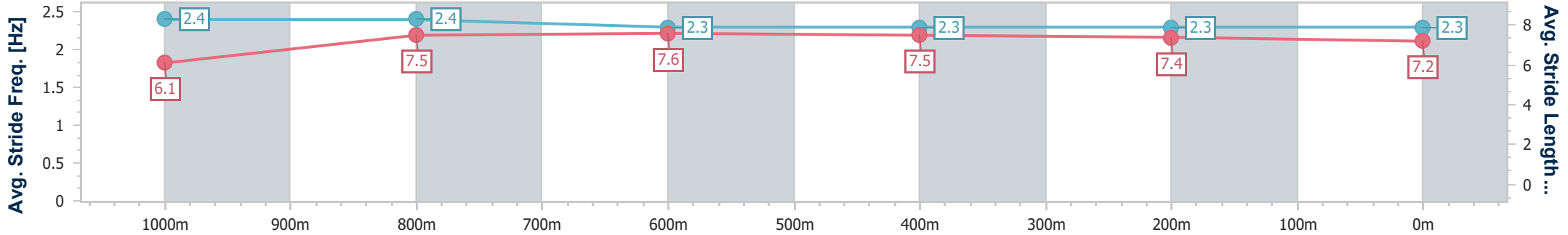
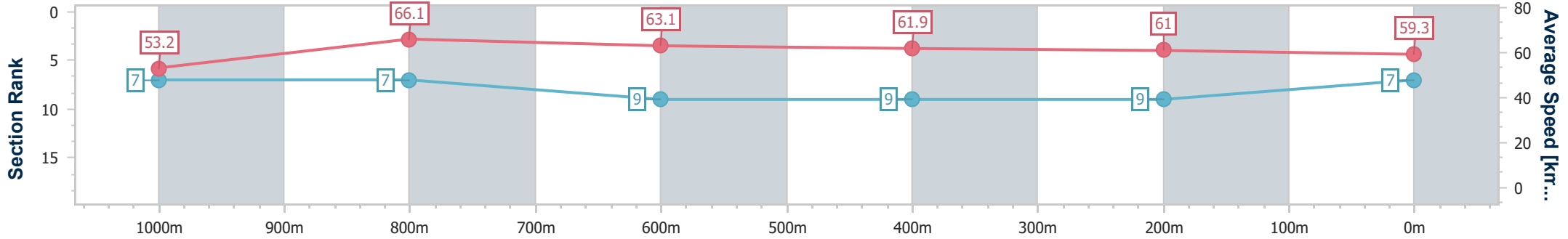
23 October 2024 - 15:18

Track Rating: Good 4, Weather: Fine, Rail Position: +10m Entire



BRISBANE
RACING CLUB

Section	Overall	1000m	800m	600m	400m	200m
Section Times	1:11.82 [7] (0:13.52)	0:58.30 [7] (0:11.03)	0:47.27 [7] (0:11.58)	0:35.69 [9] (0:11.73)	0:23.96 [9] (0:11.83)	0:12.13 [9] (0:12.13)
Average Speed [km/h]	53.2	66.1	63.1	61.9	61.0	59.3
Top Speed [km/h]	66.4	67.2	66.0	64.0	63.4	61.7
Avg. Dist. to Rail [m]	1.5	2.2	3.1	2.5	4.3	5.4
Avg. Stride Freq. [Hz]	2.4	2.4	2.3	2.3	2.3	2.3
Avg. Stride Length [m]	6.1	7.5	7.6	7.5	7.4	7.2



- [] Ranking at each section and finish
- .-.- No data available at this section
- NA No data available



Horse/Jockey Name	Stylish Angel
Final Rank	8
Fastest Section Time (Section)	0:11.03 (1000m)
Top Speed [km/h] (Section)	69.2 (Overall)
Race State	Finished



Eagle Farm QLD Professional
Race 4: Moreton Hire QTIS Three-Years-Old Fillies Maiden
Plate - 1200m

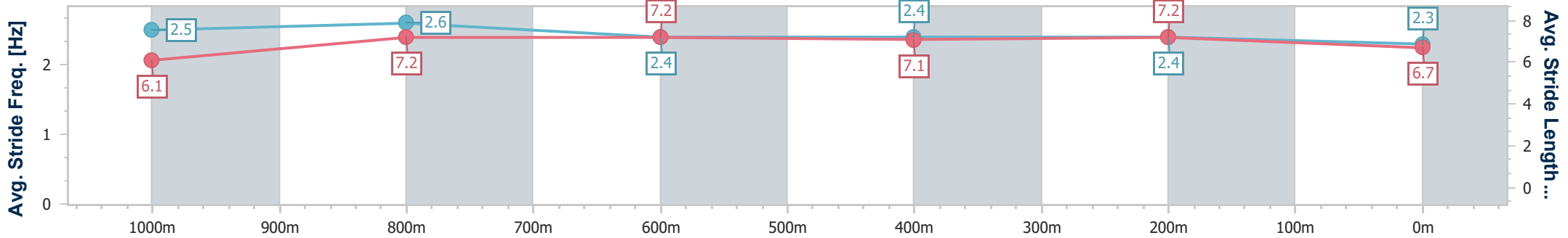
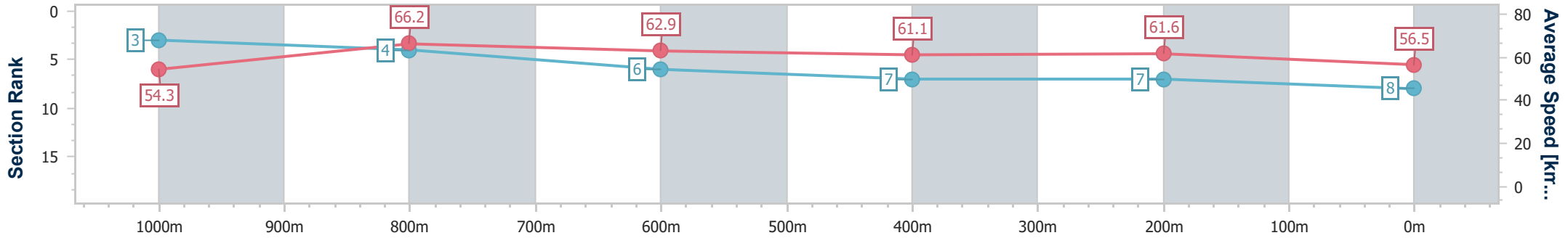
23 October 2024 - 15:18

Track Rating: Good 4, Weather: Fine, Rail Position: +10m Entire



BRISBANE
RACING CLUB

Section	Overall	1000m	800m	600m	400m	200m
Section Times	1:12.22 [8] (0:13.30)	0:58.92 [3] (0:11.03)	0:47.89 [4] (0:11.64)	0:36.25 [6] (0:11.81)	0:24.44 [7] (0:11.72)	0:12.72 [7] (0:12.72)
Average Speed [km/h]	54.3	66.2	62.9	61.1	61.6	56.5
Top Speed [km/h]	69.2	67.3	66.8	62.0	62.7	59.4
Avg. Dist. to Rail [m]	3.6	3.2	3.8	1.0	0.9	1.6
Avg. Stride Freq. [Hz]	2.5	2.6	2.4	2.4	2.4	2.3
Avg. Stride Length [m]	6.1	7.2	7.2	7.1	7.2	6.7



- [] Ranking at each section and finish
- .-.- No data available at this section
- NA No data available



Horse/Jockey Name	Tengun Annie
Final Rank	9
Fastest Section Time (Section)	0:10.96 (1000m)
Top Speed [km/h] (Section)	68.1 (1000m)
Race State	Finished



Eagle Farm QLD Professional
Race 4: Moreton Hire QTIS Three-Years-Old Fillies Maiden
Plate - 1200m

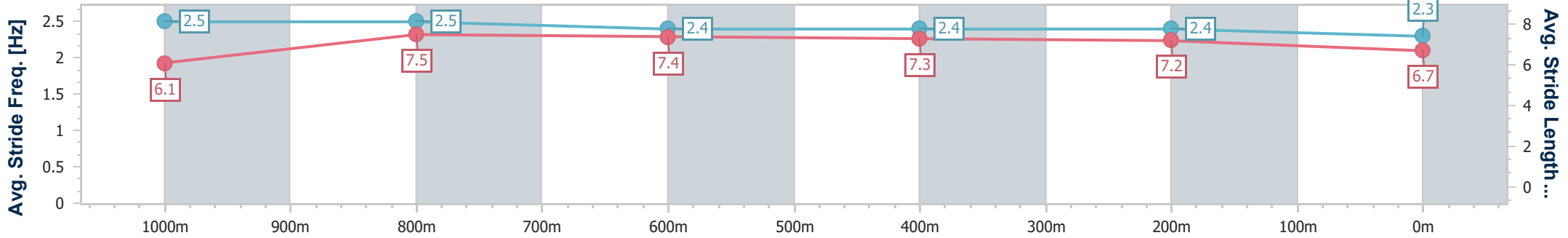
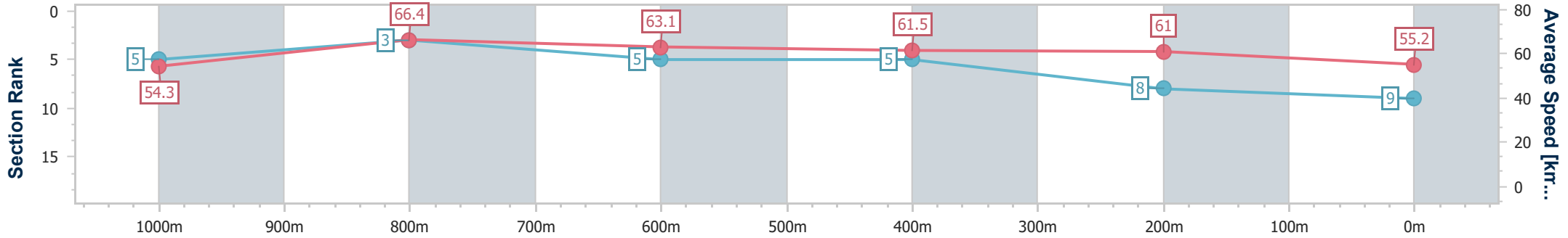
23 October 2024 - 15:18

Track Rating: Good 4, Weather: Fine, Rail Position: +10m Entire



BRISBANE
RACING CLUB

Section	Overall	1000m	800m	600m	400m	200m
Section Times	1:12.58 [9] (0:13.35)	0:59.23 [5] (0:10.96)	0:48.27 [3] (0:11.59)	0:36.68 [5] (0:11.80)	0:24.88 [5] (0:11.83)	0:13.05 [8] (0:13.05)
Average Speed [km/h]	54.3	66.4	63.1	61.5	61.0	55.2
Top Speed [km/h]	67.7	68.1	64.4	64.0	64.0	58.4
Avg. Dist. to Rail [m]	6.0	2.5	3.3	2.2	5.0	5.4
Avg. Stride Freq. [Hz]	2.5	2.5	2.4	2.4	2.4	2.3
Avg. Stride Length [m]	6.1	7.5	7.4	7.3	7.2	6.7



- [] Ranking at each section and finish
- .-.- No data available at this section
- NA No data available



Horse/Jockey Name	Parisienne Piper
Final Rank	10
Fastest Section Time (Section)	0:11.19 (1000m)
Top Speed [km/h] (Section)	66.3 (800m)
Race State	Finished



Eagle Farm QLD Professional
Race 4: Moreton Hire QTIS Three-Years-Old Fillies Maiden Plate - 1200m

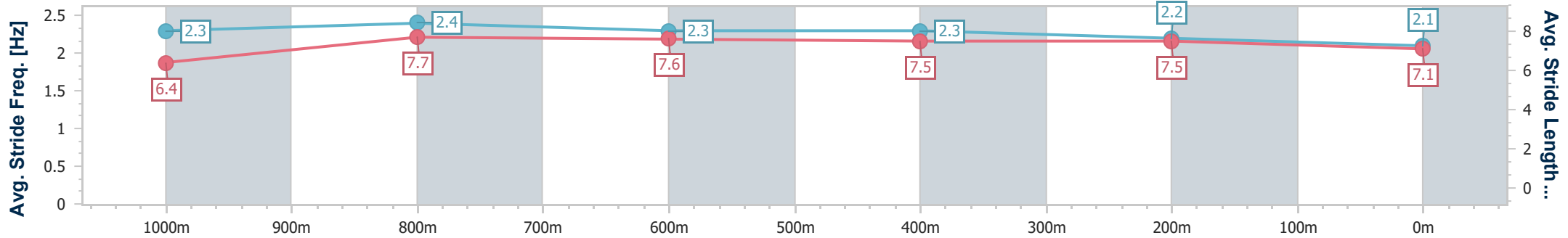
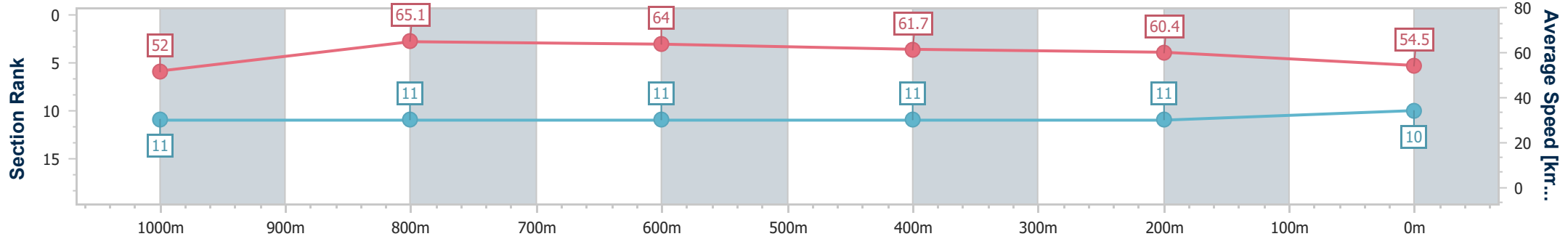
23 October 2024 - 15:18

Track Rating: Good 4, Weather: Fine, Rail Position: +10m Entire



BRISBANE RACING CLUB

Section	Overall	1000m	800m	600m	400m	200m
Section Times	1:13.29 [10] (0:13.90)	0:59.39 [11] (0:11.19)	0:48.20 [11] (0:11.28)	0:36.92 [11] (0:11.77)	0:25.15 [11] (0:11.94)	0:13.21 [11] (0:13.21)
Average Speed [km/h]	52.0	65.1	64.0	61.7	60.4	54.5
Top Speed [km/h]	66.3	66.0	66.3	62.9	63.0	57.1
Avg. Dist. to Rail [m]	5.6	2.2	1.0	1.9	4.8	4.6
Avg. Stride Freq. [Hz]	2.3	2.4	2.3	2.3	2.2	2.1
Avg. Stride Length [m]	6.4	7.7	7.6	7.5	7.5	7.1



- [] Ranking at each section and finish
- .-.- No data available at this section
- NA No data available



Horse/Jockey Name	Soul Pursuit
Final Rank	11
Fastest Section Time (Section)	0:11.02 (1000m)
Top Speed [km/h] (Section)	68.5 (Overall)
Race State	Finished



Eagle Farm QLD Professional
Race 4: Moreton Hire QTIS Three-Years-Old Fillies Maiden Plate - 1200m

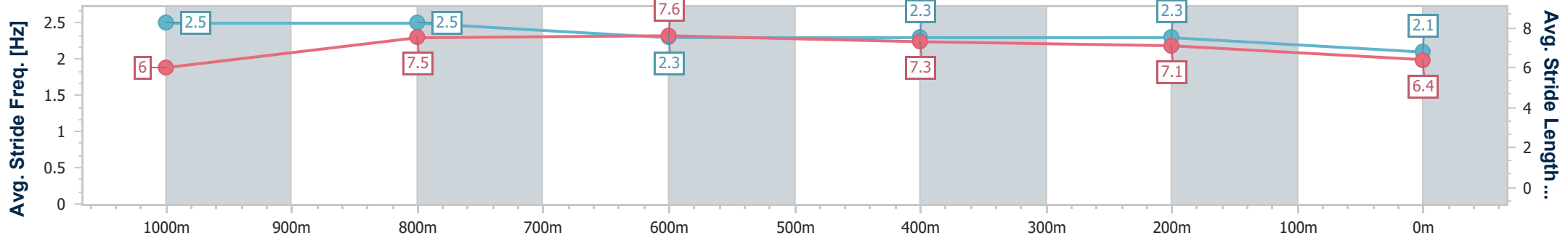
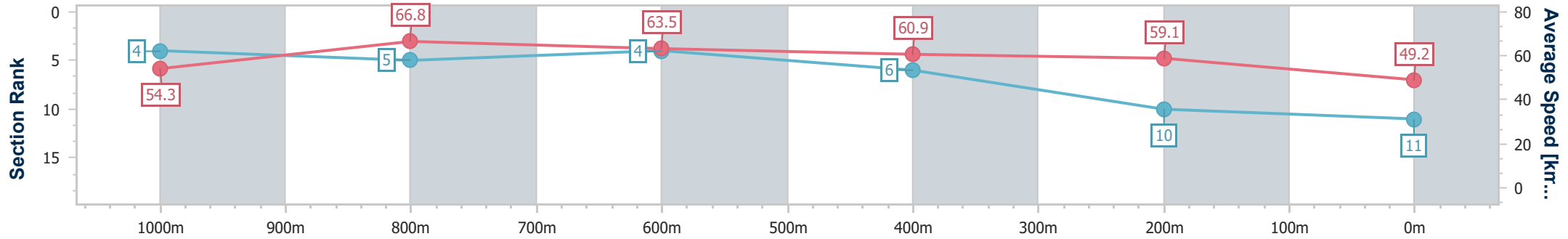
23 October 2024 - 15:18

Track Rating: Good 4, Weather: Fine, Rail Position: +10m Entire



BRISBANE RACING CLUB

Section	Overall	1000m	800m	600m	400m	200m
Section Times	1:14.54 [11] (0:13.33)	1:01.21 [4] (0:11.02)	0:50.19 [5] (0:11.52)	0:38.67 [4] (0:11.87)	0:26.80 [6] (0:12.16)	0:14.64 [10] (0:14.64)
Average Speed [km/h]	54.3	66.8	63.5	60.9	59.1	49.2
Top Speed [km/h]	68.5	68.1	65.8	62.2	61.3	55.5
Avg. Dist. to Rail [m]	7.7	4.8	3.9	0.8	2.1	1.7
Avg. Stride Freq. [Hz]	2.5	2.5	2.3	2.3	2.3	2.1
Avg. Stride Length [m]	6.0	7.5	7.6	7.3	7.1	6.4



- [] Ranking at each section and finish
- .-.- No data available at this section
- NA No data available



Eagle Farm QLD Professional

Race 5: U&U Recruitment Class 5 Handicap - 1200m

23 October 2024 - 15:54



BRISBANE
RACING CLUB

Track Rating: Good 4, Weather: Fine, Rail Position: +10m Entire

Section		Overall	1000m	800m	600m	400m	200m	Last 600m					
Field Times		1:09.75 (0:13.58)	0:56.17 (0:10.96)	0:45.21 (0:11.32)	0:33.89 (0:11.18)	0:22.71 (0:10.95)	0:11.76 (0:11.76)	0:33.89					
Rank	TAB Horse/Jockey	Barrier	Top Speed [km/h]	Fastest Section	Margin						Distance Travelled [m]		
1	9 TROIKA Emily Lang	3	68.5 1000m	0:10.88 1000m	1:09.75 [1] (0:13.73)	0:56.02 [3] (0:10.88)	0:45.14 [2] (0:11.33)	0:33.81 [2] (0:11.10)	0:22.71 [1] (0:10.95)	0:11.76 [1] (0:11.76)	1:09.75	0:33.81	
2	3 RELEASE THE BEANS James Orman	5	67.6 400m	0:10.86 400m	1:09.87 [2] (0:13.86)	0:56.01 [4] (0:10.94)	0:45.07 [5] (0:11.44)	0:33.63 [6] (0:11.30)	0:22.33 [6] (0:10.86)	0:11.47 [4] (0:11.47)	0.73L	0:33.63	-4
3	10 LARRIKIN ROGUE Robbie Dolan	4	69.0 400m	0:10.80 1000m	1:09.92 [3] (0:14.21)	0:55.71 [6] (0:10.80)	0:44.91 [6] (0:11.40)	0:33.51 [7] (0:11.20)	0:22.31 [7] (0:10.84)	0:11.47 [5] (0:11.47)	1.02L	0:33.51	-1
4	5 FASTCONI Nikita Beriman	6	69.4 1000m	0:10.59 1000m	1:10.12 [4] (0:14.19)	0:55.93 [5] (0:10.59)	0:45.34 [4] (0:11.24)	0:34.10 [3] (0:11.12)	0:22.98 [2] (0:10.99)	0:11.99 [2] (0:11.99)	2.19L	0:34.10	-4
5	8 DEPTH CHARGE Angela Jones	1	66.8 1000m	0:11.06 1000m	1:10.40 [5] (0:13.64)	0:56.76 [2] (0:11.06)	0:45.70 [3] (0:11.44)	0:34.26 [4] (0:11.36)	0:22.90 [5] (0:11.07)	0:11.83 [6] (0:11.83)	3.84L	0:34.26	-5
6	1 PREACH Jasper Franklin	2	67.6 1000m	0:10.96 1000m	1:11.11 [6] (0:13.58)	0:57.53 [1] (0:10.96)	0:46.57 [1] (0:11.32)	0:35.25 [1] (0:11.30)	0:23.95 [3] (0:11.19)	0:12.76 [3] (0:12.76)	8.04L	0:35.25	-6
7	11 GLORIOUS RUBY Michael Murphy	7	69.9 1000m	0:10.56 1000m	1:11.43 [7] (0:14.73)	0:56.70 [7] (0:10.56)	0:46.14 [7] (0:10.94)	0:35.20 [5] (0:11.07)	0:24.13 [4] (0:11.35)	0:12.78 [7] (0:12.78)	9.91L	0:35.20	-5

Scratched: Godfather (#4), Beautantes (#6), He's Heaven (#7), Tojaki (#2)



Horse/Jockey Name	Troika
Final Rank	1
Fastest Section Time (Section)	0:10.88 (1000m)
Top Speed [km/h] (Section)	68.5 (1000m)
Race State	Finished



Eagle Farm QLD Professional

Race 5: U&U Recruitment Class 5 Handicap - 1200m

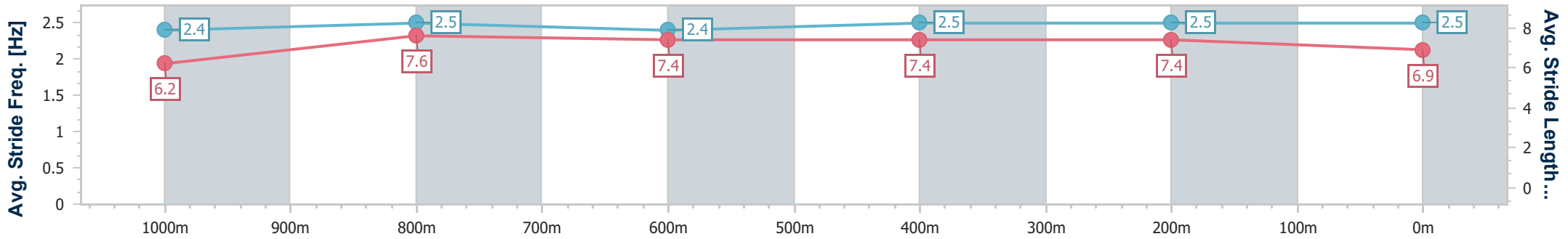
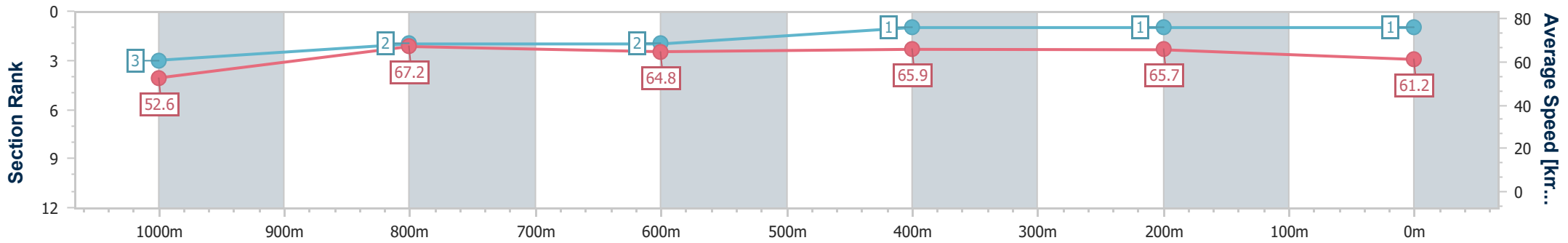
23 October 2024 - 15:54

Track Rating: Good 4, Weather: Fine, Rail Position: +10m Entire



BRISBANE RACING CLUB

Section	Overall	1000m	800m	600m	400m	200m
Section Times	1:09.75 [1] (0:13.73)	0:56.02 [3] (0:10.88)	0:45.14 [2] (0:11.33)	0:33.81 [2] (0:11.10)	0:22.71 [1] (0:10.95)	0:11.76 [1] (0:11.76)
Average Speed [km/h]	52.6	67.2	64.8	65.9	65.7	61.2
Top Speed [km/h]	66.1	68.5	68.1	66.6	67.2	65.3
Avg. Dist. to Rail [m]	2.9	2.9	3.8	3.4	4.4	3.5
Avg. Stride Freq. [Hz]	2.4	2.5	2.4	2.5	2.5	2.5
Avg. Stride Length [m]	6.2	7.6	7.4	7.4	7.4	6.9



- [] Ranking at each section and finish
- .-.- No data available at this section
- NA No data available



Horse/Jockey Name	Release The Beans
Final Rank	2
Fastest Section Time (Section)	0:10.86 (400m)
Top Speed [km/h] (Section)	67.6 (400m)
Race State	Finished



Eagle Farm QLD Professional

Race 5: U&U Recruitment Class 5 Handicap - 1200m

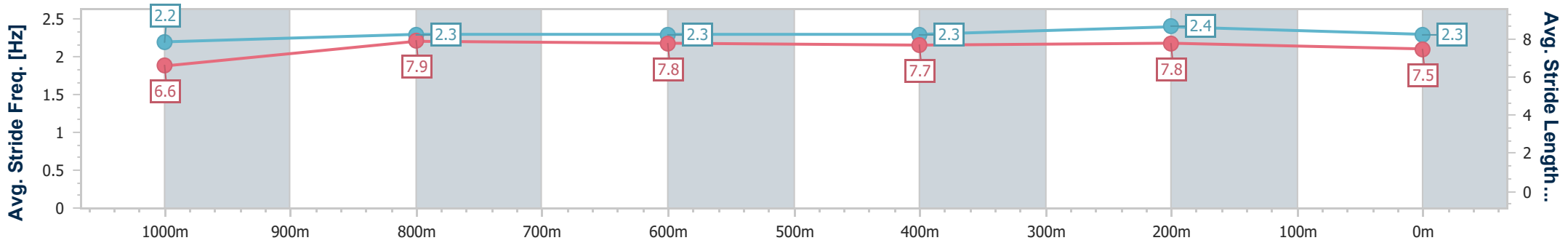
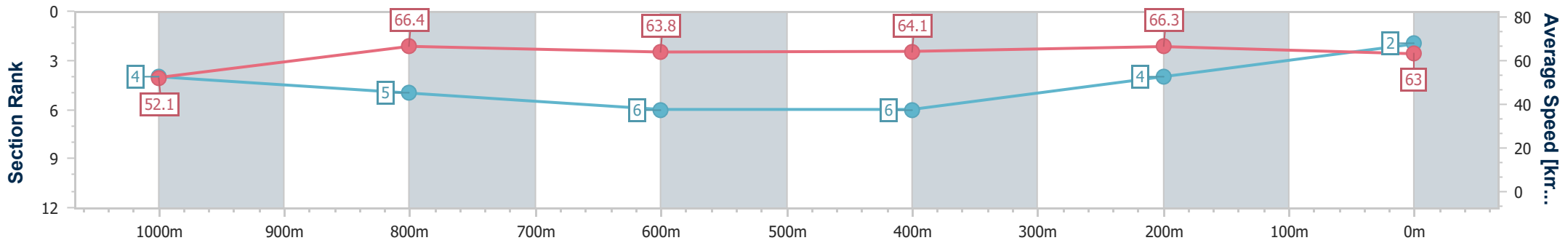
23 October 2024 - 15:54

Track Rating: Good 4, Weather: Fine, Rail Position: +10m Entire



BRISBANE RACING CLUB

Section	Overall	1000m	800m	600m	400m	200m
Section Times	1:09.87 [2] (0:13.86)	0:56.01 [4] (0:10.94)	0:45.07 [5] (0:11.44)	0:33.63 [6] (0:11.30)	0:22.33 [6] (0:10.86)	0:11.47 [4]
Average Speed [km/h]	52.1	66.4	63.8	64.1	66.3	63.0
Top Speed [km/h]	66.9	67.2	66.4	65.8	67.6	65.0
Avg. Dist. to Rail [m]	3.3	2.6	2.3	1.9	3.7	3.1
Avg. Stride Freq. [Hz]	2.2	2.3	2.3	2.3	2.4	2.3
Avg. Stride Length [m]	6.6	7.9	7.8	7.7	7.8	7.5



- [] Ranking at each section and finish
- .-.- No data available at this section
- NA No data available



Horse/Jockey Name	Larrikin Rogue
Final Rank	3
Fastest Section Time (Section)	0:10.80 (1000m)
Top Speed [km/h] (Section)	69.0 (400m)
Race State	Finished



Eagle Farm QLD Professional

Race 5: U&U Recruitment Class 5 Handicap - 1200m

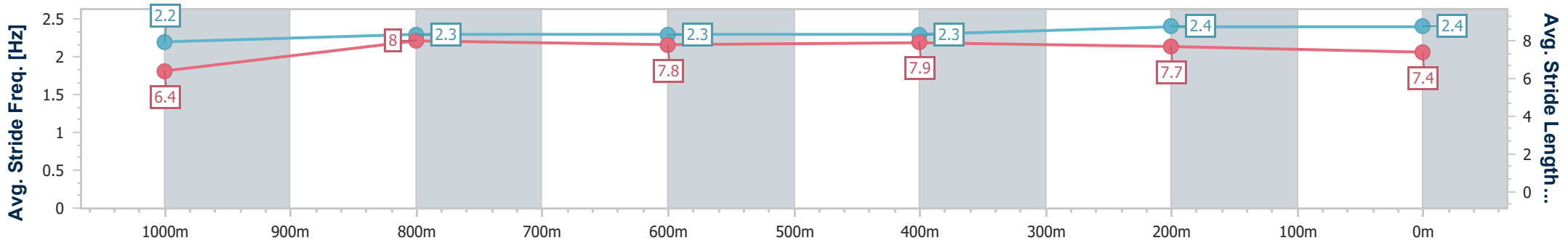
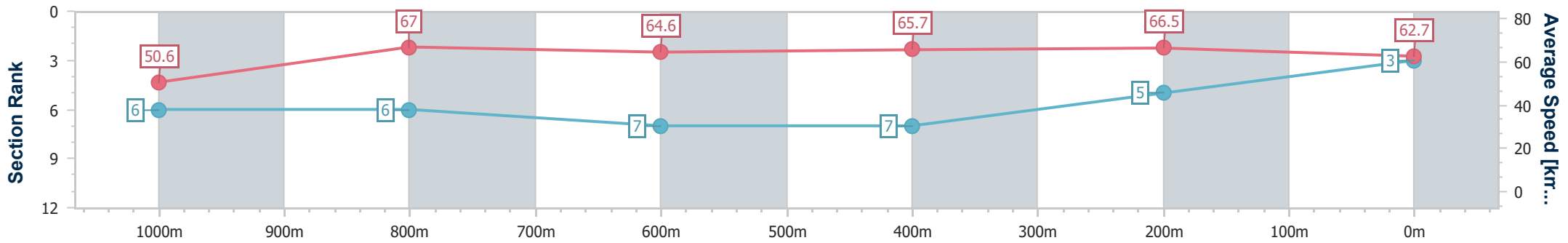
23 October 2024 - 15:54

Track Rating: Good 4, Weather: Fine, Rail Position: +10m Entire



BRISBANE RACING CLUB

Section	Overall	1000m	800m	600m	400m	200m
Section Times	1:09.92 [3] (0:14.21)	0:55.71 [6] (0:10.80)	0:44.91 [6] (0:11.40)	0:33.51 [7] (0:11.20)	0:22.31 [7] (0:10.84)	0:11.47 [5]
Average Speed [km/h]	50.6	67.0	64.6	65.7	66.5	62.7
Top Speed [km/h]	67.5	68.2	66.3	68.1	69.0	64.7
Avg. Dist. to Rail [m]	1.7	1.3	4.5	4.6	5.4	4.4
Avg. Stride Freq. [Hz]	2.2	2.3	2.3	2.3	2.4	2.4
Avg. Stride Length [m]	6.4	8.0	7.8	7.9	7.7	7.4



- [] Ranking at each section and finish
- .-.- No data available at this section
- NA No data available



Horse/Jockey Name	Fastconi
Final Rank	4
Fastest Section Time (Section)	0:10.59 (1000m)
Top Speed [km/h] (Section)	69.4 (1000m)
Race State	Finished



Eagle Farm QLD Professional

Race 5: U&U Recruitment Class 5 Handicap - 1200m

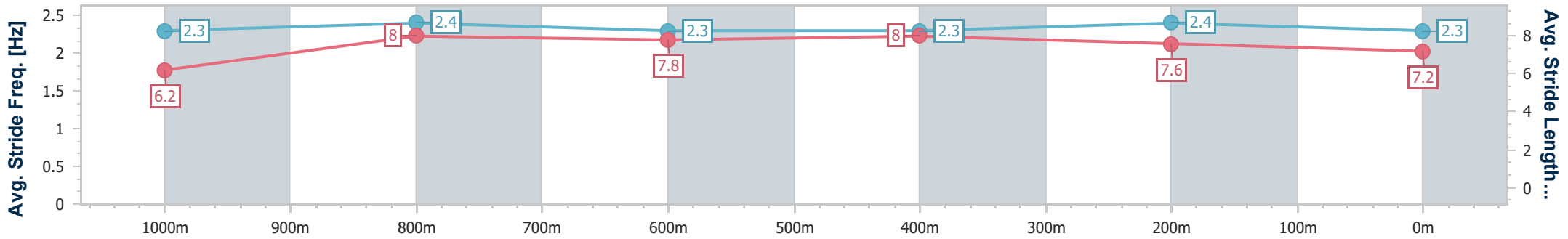
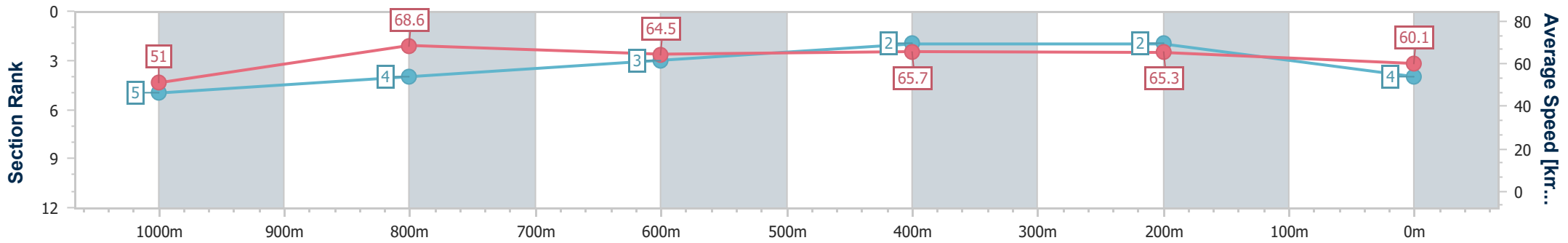
23 October 2024 - 15:54

Track Rating: Good 4, Weather: Fine, Rail Position: +10m Entire



BRISBANE RACING CLUB

Section	Overall	1000m	800m	600m	400m	200m
Section Times	1:10.12 [4] (0:14.19)	0:55.93 [5] (0:10.59)	0:45.34 [4] (0:11.24)	0:34.10 [3] (0:11.12)	0:22.98 [2] (0:10.99)	0:11.99 [2] (0:11.99)
Average Speed [km/h]	51.0	68.6	64.5	65.7	65.3	60.1
Top Speed [km/h]	68.3	69.4	67.5	66.5	68.2	62.7
Avg. Dist. to Rail [m]	3.0	1.8	3.0	2.6	4.5	2.0
Avg. Stride Freq. [Hz]	2.3	2.4	2.3	2.3	2.4	2.3
Avg. Stride Length [m]	6.2	8.0	7.8	8.0	7.6	7.2



- [] Ranking at each section and finish
- .-.- No data available at this section
- NA No data available



Horse/Jockey Name	Depth Charge
Final Rank	5
Fastest Section Time (Section)	0:11.06 (1000m)
Top Speed [km/h] (Section)	66.8 (1000m)
Race State	Finished



Eagle Farm QLD Professional

Race 5: U&U Recruitment Class 5 Handicap - 1200m

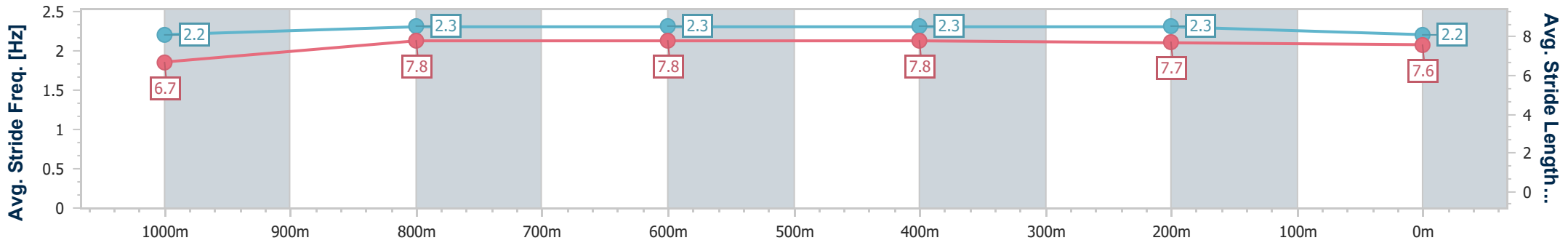
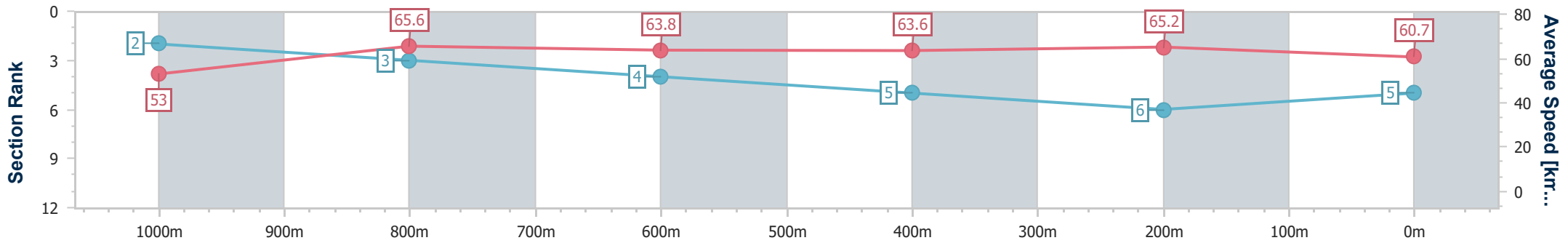
23 October 2024 - 15:54

Track Rating: Good 4, Weather: Fine, Rail Position: +10m Entire



BRISBANE RACING CLUB

Section	Overall	1000m	800m	600m	400m	200m
Section Times	1:10.40 [5] (0:13.64)	0:56.76 [2] (0:11.06)	0:45.70 [3] (0:11.44)	0:34.26 [4] (0:11.36)	0:22.90 [5] (0:11.07)	0:11.83 [6] (0:11.83)
Average Speed [km/h]	53.0	65.6	63.8	63.6	65.2	60.7
Top Speed [km/h]	66.5	66.8	66.0	65.0	66.4	63.2
Avg. Dist. to Rail [m]	1.5	2.0	2.8	1.0	2.1	4.9
Avg. Stride Freq. [Hz]	2.2	2.3	2.3	2.3	2.3	2.2
Avg. Stride Length [m]	6.7	7.8	7.8	7.8	7.7	7.6



- [] Ranking at each section and finish
- .-.- No data available at this section
- NA No data available



Horse/Jockey Name	Preach
Final Rank	6
Fastest Section Time (Section)	0:10.96 (1000m)
Top Speed [km/h] (Section)	67.6 (1000m)
Race State	Finished



Eagle Farm QLD Professional

Race 5: U&U Recruitment Class 5 Handicap - 1200m

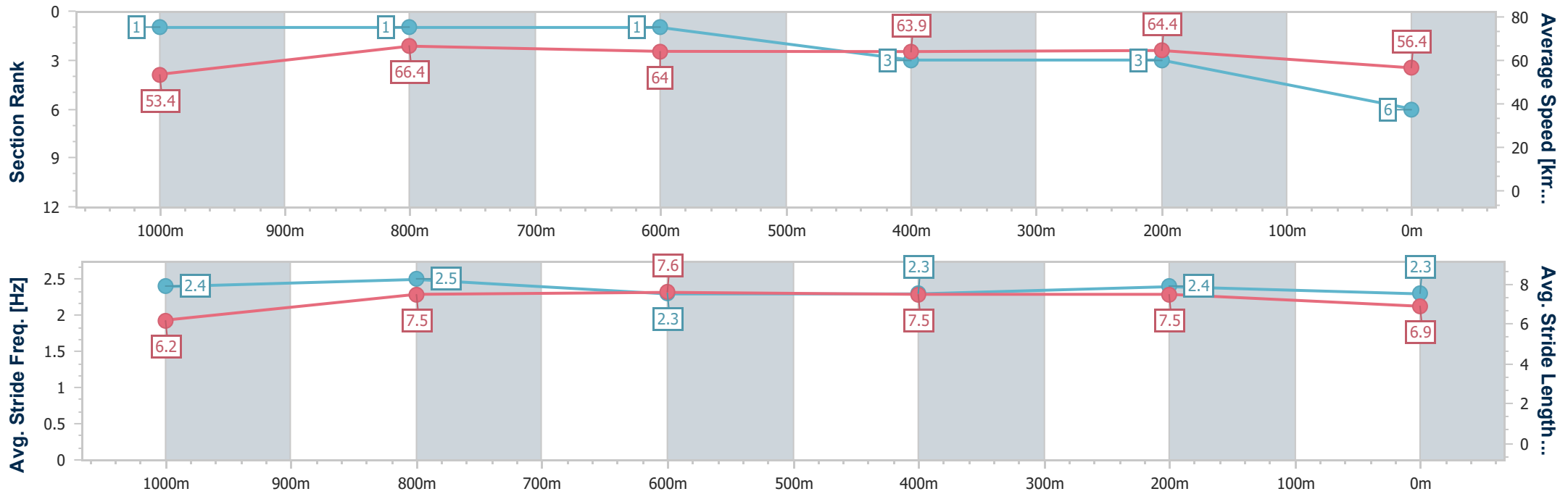
23 October 2024 - 15:54

Track Rating: Good 4, Weather: Fine, Rail Position: +10m Entire



BRISBANE RACING CLUB

Section	Overall	1000m	800m	600m	400m	200m
Section Times	1:11.11 [6] (0:13.58)	0:57.53 [1] (0:10.96)	0:46.57 [1] (0:11.32)	0:35.25 [1] (0:11.30)	0:23.95 [3] (0:11.19)	0:12.76 [3] (0:12.76)
Average Speed [km/h]	53.4	66.4	64.0	63.9	64.4	56.4
Top Speed [km/h]	66.9	67.6	66.4	65.7	67.2	61.1
Avg. Dist. to Rail [m]	2.6	2.7	1.0	1.0	2.1	1.5
Avg. Stride Freq. [Hz]	2.4	2.5	2.3	2.3	2.4	2.3
Avg. Stride Length [m]	6.2	7.5	7.6	7.5	7.5	6.9



- [] Ranking at each section and finish
- .-.- No data available at this section
- NA No data available



Horse/Jockey Name	Glorious Ruby
Final Rank	7
Fastest Section Time (Section)	0:10.56 (1000m)
Top Speed [km/h] (Section)	69.9 (1000m)
Race State	Finished



Eagle Farm QLD Professional

Race 5: U&U Recruitment Class 5 Handicap - 1200m

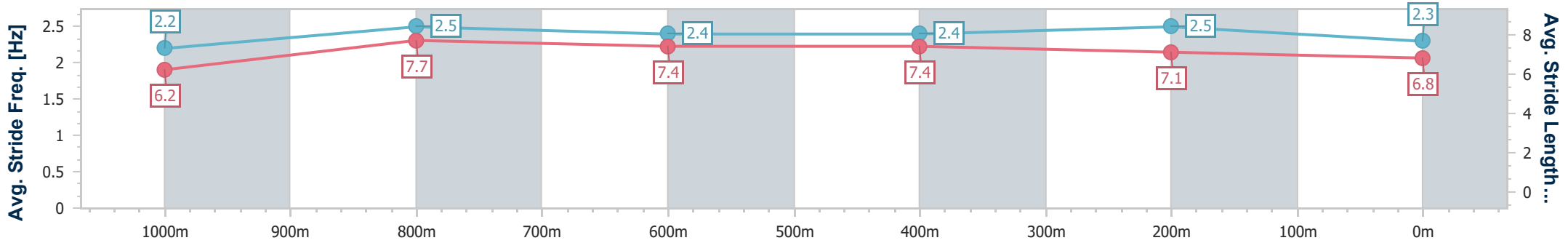
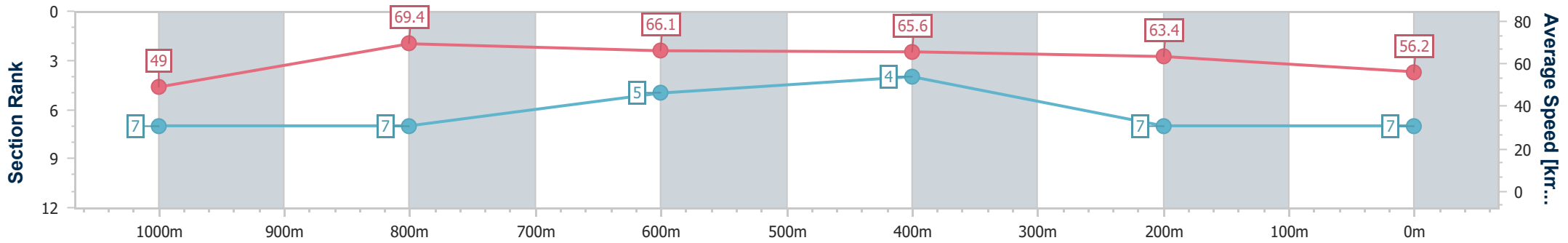
23 October 2024 - 15:54

Track Rating: Good 4, Weather: Fine, Rail Position: +10m Entire



BRISBANE RACING CLUB

Section	Overall	1000m	800m	600m	400m	200m
Section Times	1:11.43 [7] (0:14.73)	0:56.70 [7] (0:10.56)	0:46.14 [7] (0:10.94)	0:35.20 [5] (0:11.07)	0:24.13 [4] (0:11.35)	0:12.78 [7] (0:12.78)
Average Speed [km/h]	49.0	69.4	66.1	65.6	63.4	56.2
Top Speed [km/h]	66.0	69.9	69.1	66.3	66.3	60.9
Avg. Dist. to Rail [m]	4.6	2.8	2.2	1.1	5.4	6.8
Avg. Stride Freq. [Hz]	2.2	2.5	2.4	2.4	2.5	2.3
Avg. Stride Length [m]	6.2	7.7	7.4	7.4	7.1	6.8



- [] Ranking at each section and finish
- .-.- No data available at this section
- NA No data available



Eagle Farm QLD Professional

Race 6: Ladbrokes Blackbook BM65 Handicap - 1800m

23 October 2024 - 16:28



BRISBANE
RACING CLUB

Track Rating: Good 4, Weather: Fine, Rail Position: +10m Entire

Section		Overall	1600m	1400m	1200m	1000m	800m	600m	Last 600m				
Field Times		1:49.11 (0:14.05)	1:35.06 (0:11.60)	1:23.46 (0:11.79)	1:11.67 (0:12.08)	0:59.59 (0:12.12)	0:47.47 (0:11.66)	0:35.81 (0:11.62)	0:35.81				
Rank	TAB Horse/Jockey	Barrier	Top Speed [km/h]	Fastest Section	Distance Travelled [m]								
1	4 BIG TICKET BOY Cody Collis	1	63.9 400m	0:11.56 400m	1:49.11 [1] (0:14.05)	1:35.06 [1] (0:11.60)	1:23.46 [1] (0:11.79)	1:11.67 [1] (0:12.13)	0:59.54 [2] (0:12.07)	0:47.47 [1] (0:11.66)	0:35.81 [1] (0:11.62)	0:35.81	
2	9 SMOOTH TORQUE Jake Bayliss	3	65.3 400m	0:11.33 400m	1:49.20 [2] (0:14.45)	1:34.75 [5] (0:11.73)	1:23.02 [5] (0:11.79)	1:11.23 [6] (0:12.05)	0:59.18 [6] (0:12.21)	0:46.97 [6] (0:11.83)	0:35.14 [8] (0:11.47)	0:35.14	+11
3	12 YOU KAY SQUEEZE Samantha Collett	8	64.9 400m	0:11.39 400m	1:49.26 [3] (0:14.70)	1:34.56 [7] (0:11.56)	1:23.00 [6] (0:11.69)	1:11.31 [5] (0:12.05)	0:59.26 [5] (0:12.11)	0:47.15 [5] (0:11.79)	0:35.36 [6] (0:11.45)	0:35.36	+4
4	3 THE IRISH Jag Guthmann-Chester	7	65.1 600m	0:11.33 600m	1:49.31 [4] (0:14.84)	1:34.47 [8] (0:11.88)	1:22.59 [8] (0:11.74)	1:10.85 [9] (0:12.13)	0:58.72 [9] (0:11.96)	0:46.76 [9] (0:11.36)	0:35.40 [7] (0:11.33)	0:35.40	+9
5	16 SOKUDO Mark Du Plessis	9	64.1 600m	0:11.34 600m	1:49.48 [5] (0:15.16)	1:34.32 [9] (0:11.69)	1:22.63 [9] (0:11.59)	1:11.04 [8] (0:12.02)	0:59.02 [8] (0:11.96)	0:47.06 [8] (0:11.73)	0:35.33 [9] (0:11.34)	0:35.33	+3
6	10 HALLSIDE MARTINI Taylor Marshall	5	65.9 600m	0:11.36 800m	1:49.56 [6] (0:14.59)	1:34.97 [6] (0:11.78)	1:23.19 [7] (0:11.80)	1:11.39 [7] (0:12.14)	0:59.25 [7] (0:12.00)	0:47.25 [7] (0:11.36)	0:35.89 [3] (0:11.38)	0:35.89	+12
7	7 HATASU James Orman	2	64.0 400m	0:11.43 600m	1:49.63 [7] (0:14.32)	1:35.31 [4] (0:11.52)	1:23.79 [3] (0:11.71)	1:12.08 [3] (0:12.10)	0:59.98 [3] (0:12.17)	0:47.81 [3] (0:11.89)	0:35.92 [4] (0:11.43)	0:35.92	+8
8	6 CONNEWARRE Cejay Graham	4	63.5 600m	0:11.51 600m	1:50.04 [8] (0:14.14)	1:35.90 [3] (0:11.84)	1:24.06 [4] (0:11.77)	1:12.29 [4] (0:12.07)	1:00.22 [4] (0:12.13)	0:48.09 [4] (0:11.83)	0:36.26 [5] (0:11.51)	0:36.26	+9
9	11 SHOWDRA Nikita Beriman	6	63.3 1400m	0:11.61 1600m	1:50.43 [9] (0:14.11)	1:36.32 [2] (0:11.61)	1:24.71 [2] (0:11.72)	1:12.99 [2] (0:12.08)	1:00.91 [1] (0:12.13)	0:48.78 [2] (0:11.82)	0:36.96 [2] (0:11.69)	0:36.96	+13

Scratched: Maurizma (#15), Lissaro (#17), Shy Guy (#8), Leger Chase (#13), Wanda's Outlaw (#14), Aichi Icon (#1), Bitoftheblarney (#5), Loyalty Counts (#2)

[] Ranking at each section and finish
 -:-:- No data available at this section
 NA No data available

SCN Saddle cloth number
 DNF Did not finish
 DNT Did not track



Eagle Farm QLD Professional

Race 6: Ladbrokes Blackbook BM65 Handicap - 1800m

23 October 2024 - 16:28



BRISBANE
RACING CLUB

Track Rating: Good 4, Weather: Fine, Rail Position: +10m Entire

Section				400m	200m			Last 600m		
Field Times				0:24.19 (0:11.56)	0:12.63 (0:12.63)			0:35.81		
Rank	TAB	Horse/Jockey	Barrier	Top Speed [km/h]	Fastest Section	Margin				Distance Travelled [m]
1	4	BIG TICKET BOY Cody Collis	1	63.9 400m	0:11.56 400m	0:24.19 [1] (0:11.56)	0:12.63 [1] (0:12.63)	1:49.11		0:35.81
2	9	SMOOTH TORQUE Jake Bayliss	3	65.3 400m	0:11.33 400m	0:23.67 [9] (0:11.33)	0:12.34 [6] (0:12.34)	0.52L		0:35.14 +11
3	12	YOU KAY SQUEEZE Samantha Collett	8	64.9 400m	0:11.39 400m	0:23.91 [7] (0:11.39)	0:12.52 [3] (0:12.52)	0.89L		0:35.36 +4
4	3	THE IRISH Jag Guthmann-Chester	7	65.1 600m	0:11.33 600m	0:24.07 [5] (0:11.58)	0:12.49 [5] (0:12.49)	1.15L		0:35.40 +9
5	16	SOKUDO Mark Du Plessis	9	64.1 600m	0:11.34 600m	0:23.99 [8] (0:11.59)	0:12.40 [7] (0:12.40)	2.18L		0:35.33 +3
6	10	HALLSIDE MARTINI Taylor Marshall	5	65.9 600m	0:11.36 800m	0:24.51 [2] (0:11.61)	0:12.90 [2] (0:12.90)	2.62L		0:35.89 +12
7	7	HATASU James Orman	2	64.0 400m	0:11.43 600m	0:24.49 [3] (0:11.61)	0:12.88 [4] (0:12.88)	3.05L		0:35.92 +8
8	6	CONNEWARRE Cejay Graham	4	63.5 600m	0:11.51 600m	0:24.75 [6] (0:11.82)	0:12.93 [8] (0:12.93)	5.45L		0:36.26 +9
9	11	SHOWDRA Nikita Beriman	6	63.3 1400m	0:11.61 1600m	0:25.27 [4] (0:12.06)	0:13.21 [9] (0:13.21)	7.77L		0:36.96 +13

Scratched: Maurizma (#15), Lissaro (#17), Shy Guy (#8), Leger Chase (#13), Wanda's Outlaw (#14), Aichi Icon (#1), Bitoftheblarney (#5), Loyalty Counts (#2)



Horse/Jockey Name	Big Ticket Boy
Final Rank	1
Fastest Section Time (Section)	0:11.56 (400m)
Top Speed [km/h] (Section)	63.9 (400m)
Race State	Finished



Eagle Farm QLD Professional

Race 6: Ladbrokes Blackbook BM65 Handicap - 1800m

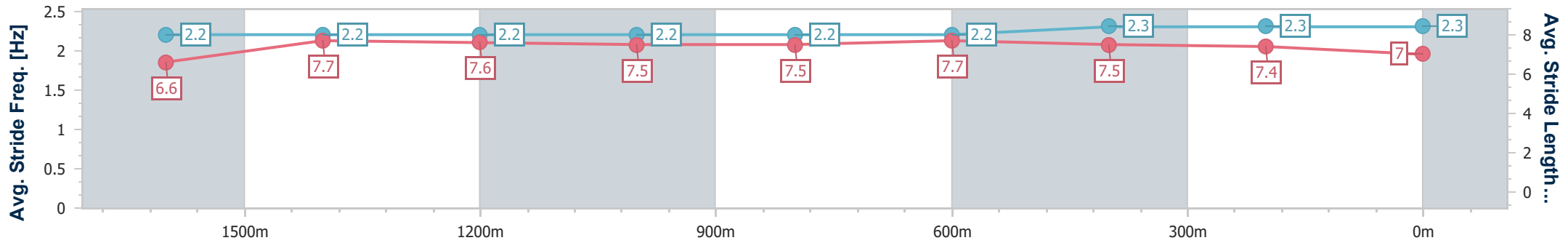
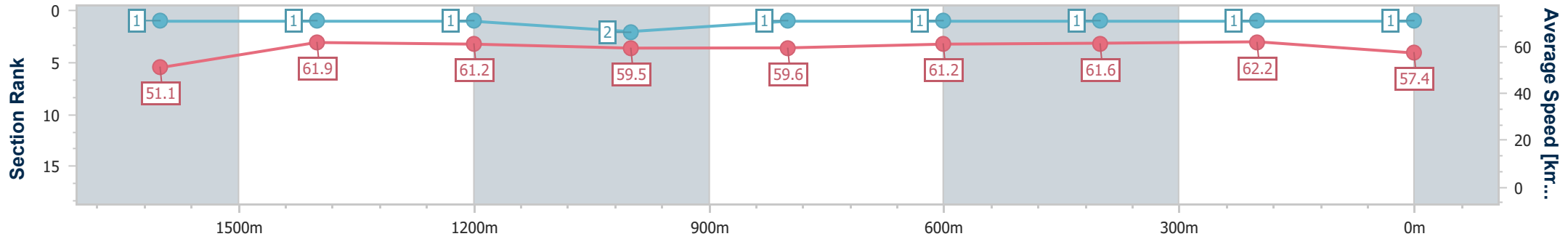
23 October 2024 - 16:28

Track Rating: Good 4, Weather: Fine, Rail Position: +10m Entire



BRISBANE RACING CLUB

Section	Overall	1600m	1400m	1200m	1000m	800m	600m	400m	200m
Section Times	1:49.11 [1] (0:14.05)	1:35.06 [1] (0:11.60)	1:23.46 [1] (0:11.79)	1:11.67 [1] (0:12.13)	0:59.54 [2] (0:12.07)	0:47.47 [1] (0:11.66)	0:35.81 [1] (0:11.62)	0:24.19 [1] (0:11.56)	0:12.63 [1] (0:12.63)
Average Speed [km/h]	51.1	61.9	61.2	59.5	59.6	61.2	61.6	62.2	57.4
Top Speed [km/h]	62.2	63.1	63.6	60.0	60.1	61.9	63.0	63.9	60.2
Avg. Dist. to Rail [m]	1.4	0.5	0.9	1.1	0.7	2.5	1.5	3.7	7.6
Avg. Stride Freq. [Hz]	2.2	2.2	2.2	2.2	2.2	2.2	2.3	2.3	2.3
Avg. Stride Length [m]	6.6	7.7	7.6	7.5	7.5	7.7	7.5	7.4	7.0



- [] Ranking at each section and finish
- .-.- No data available at this section
- NA No data available



Horse/Jockey Name	Smooth Torque
Final Rank	2
Fastest Section Time (Section)	0:11.33 (400m)
Top Speed [km/h] (Section)	65.3 (400m)
Race State	Finished



Eagle Farm QLD Professional

Race 6: Ladbrokes Blackbook BM65 Handicap - 1800m

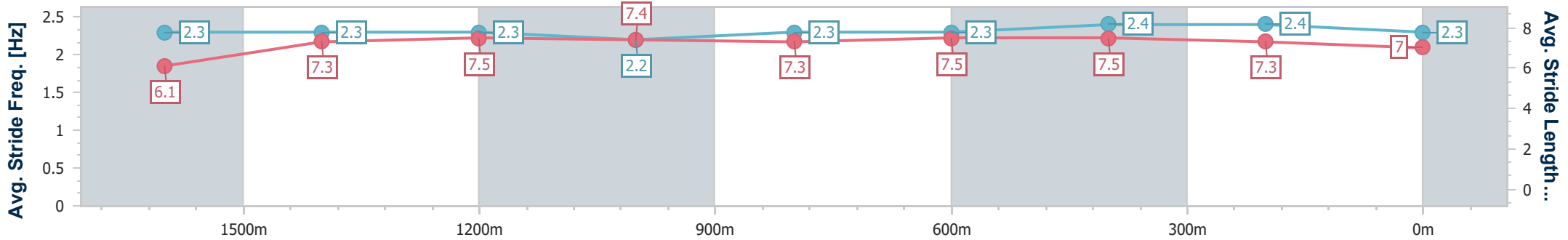
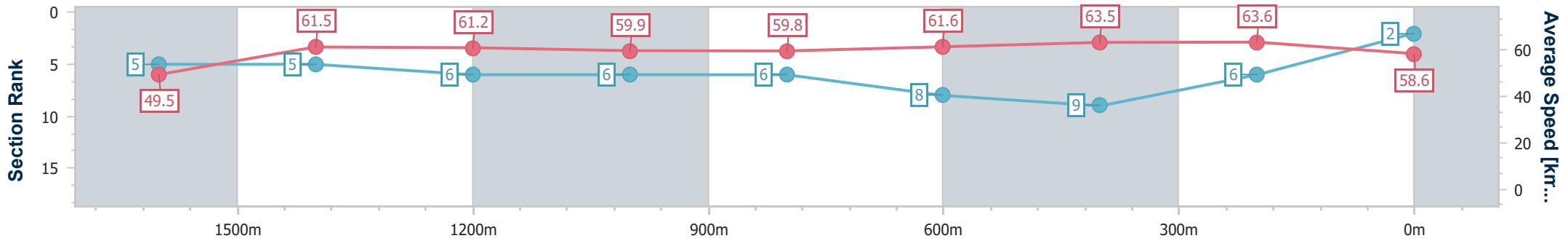
23 October 2024 - 16:28

Track Rating: Good 4, Weather: Fine, Rail Position: +10m Entire



BRISBANE RACING CLUB

Section	Overall	1600m	1400m	1200m	1000m	800m	600m	400m	200m
Section Times	1:49.20 [2] (0:14.45)	1:34.75 [5] (0:11.73)	1:23.02 [5] (0:11.79)	1:11.23 [6] (0:12.05)	0:59.18 [6] (0:12.21)	0:46.97 [6] (0:11.83)	0:35.14 [8] (0:11.47)	0:23.67 [9] (0:11.33)	0:12.34 [6] (0:12.34)
Average Speed [km/h]	49.5	61.5	61.2	59.9	59.8	61.6	63.5	63.6	58.6
Top Speed [km/h]	60.8	62.0	62.0	60.7	60.7	62.4	65.1	65.3	61.3
Avg. Dist. to Rail [m]	2.2	0.3	1.1	1.7	3.0	2.4	2.9	6.7	8.0
Avg. Stride Freq. [Hz]	2.3	2.3	2.3	2.2	2.3	2.3	2.4	2.4	2.3
Avg. Stride Length [m]	6.1	7.3	7.5	7.4	7.3	7.5	7.5	7.3	7.0



- [] Ranking at each section and finish
- .-.- No data available at this section
- NA No data available



Horse/Jockey Name	You Kay Squeeze
Final Rank	3
Fastest Section Time (Section)	0:11.39 (400m)
Top Speed [km/h] (Section)	64.9 (400m)
Race State	Finished



Eagle Farm QLD Professional

Race 6: Ladbrokes Blackbook BM65 Handicap - 1800m

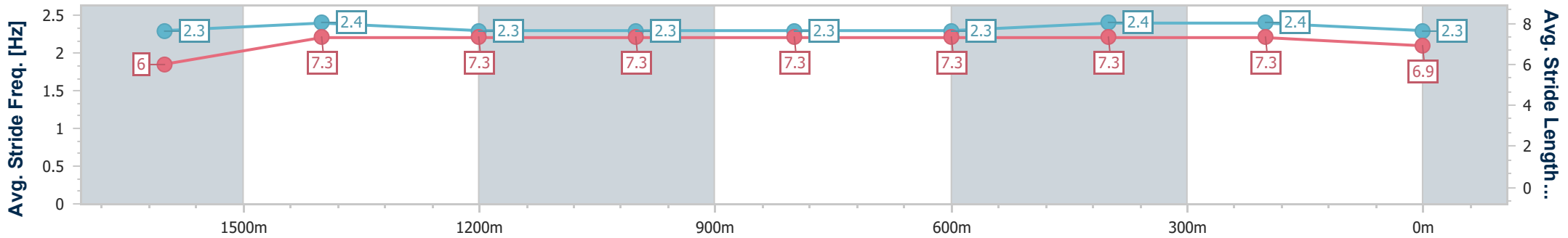
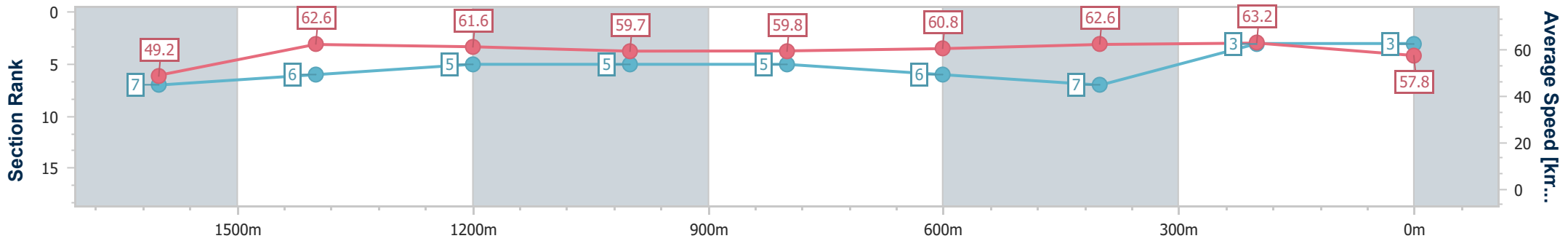
23 October 2024 - 16:28

Track Rating: Good 4, Weather: Fine, Rail Position: +10m Entire



BRISBANE RACING CLUB

Section	Overall	1600m	1400m	1200m	1000m	800m	600m	400m	200m
Section Times	1:49.26 [3] (0:14.70)	1:34.56 [7] (0:11.56)	1:23.00 [6] (0:11.69)	1:11.31 [5] (0:12.05)	0:59.26 [5] (0:12.11)	0:47.15 [5] (0:11.79)	0:35.36 [6] (0:11.45)	0:23.91 [7] (0:11.39)	0:12.52 [3] (0:12.52)
Average Speed [km/h]	49.2	62.6	61.6	59.7	59.8	60.8	62.6	63.2	57.8
Top Speed [km/h]	61.8	64.4	63.9	61.0	60.9	62.4	63.9	64.9	60.9
Avg. Dist. to Rail [m]	4.6	1.2	1.2	2.0	0.8	0.8	0.6	1.2	3.0
Avg. Stride Freq. [Hz]	2.3	2.4	2.3	2.3	2.3	2.3	2.4	2.4	2.3
Avg. Stride Length [m]	6.0	7.3	7.3	7.3	7.3	7.3	7.3	7.3	6.9



- [] Ranking at each section and finish
- .-.- No data available at this section
- NA No data available



Horse/Jockey Name	The Irish
Final Rank	4
Fastest Section Time (Section)	0:11.33 (600m)
Top Speed [km/h] (Section)	65.1 (600m)
Race State	Finished



Eagle Farm QLD Professional

Race 6: Ladbrokes Blackbook BM65 Handicap - 1800m

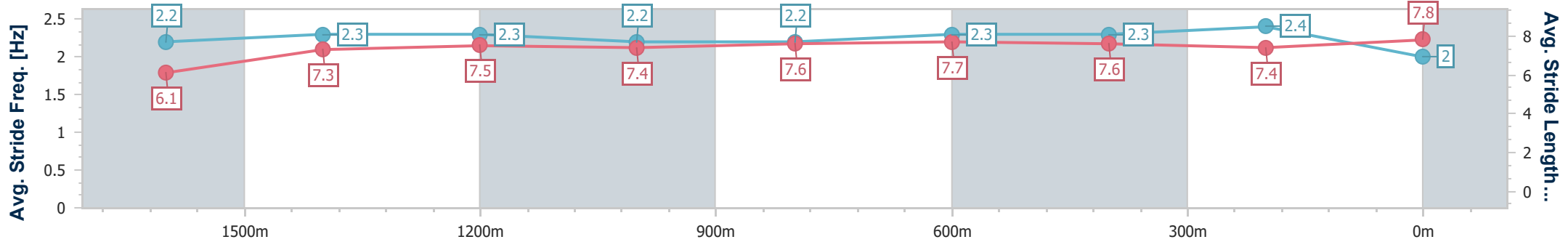
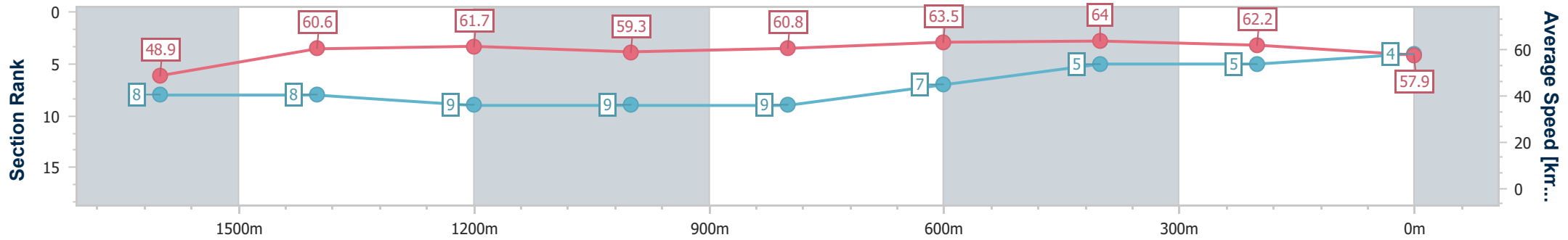
23 October 2024 - 16:28

Track Rating: Good 4, Weather: Fine, Rail Position: +10m Entire



BRISBANE RACING CLUB

Section	Overall	1600m	1400m	1200m	1000m	800m	600m	400m	200m				
Section Times	1:49.31 [4] (0:14.84)	1:34.47 [8] (0:11.88)	1:22.59 [8] (0:11.74)	1:10.85 [9] (0:12.13)	0:58.72 [9] (0:11.96)	0:46.76 [9] (0:11.36)	0:35.40 [7] (0:11.33)	0:24.07 [5] (0:11.58)	0:12.49 [5] (0:12.49)				
Average Speed [km/h]	48.9	60.6	61.7	59.3	60.8	63.5	64.0	62.2	57.9				
Top Speed [km/h]	59.3	61.8	62.1	61.5	61.8	64.8	65.1	63.8	59.7				
Avg. Dist. to Rail [m]	4.5	1.3	1.8	1.5	1.5	0.8	1.8	5.9	8.3				
Avg. Stride Freq. [Hz]	2.2	2.3	2.3	2.2	2.2	2.3	2.3	2.4	2.0				
Avg. Stride Length [m]	6.1	7.3	7.5	7.4	7.6	7.7	7.6	7.4	7.8				



- [] Ranking at each section and finish
- .-.- No data available at this section
- NA No data available



Horse/Jockey Name	Sokudo
Final Rank	5
Fastest Section Time (Section)	0:11.34 (600m)
Top Speed [km/h] (Section)	64.1 (600m)
Race State	Finished



Eagle Farm QLD Professional

Race 6: Ladbrokes Blackbook BM65 Handicap - 1800m

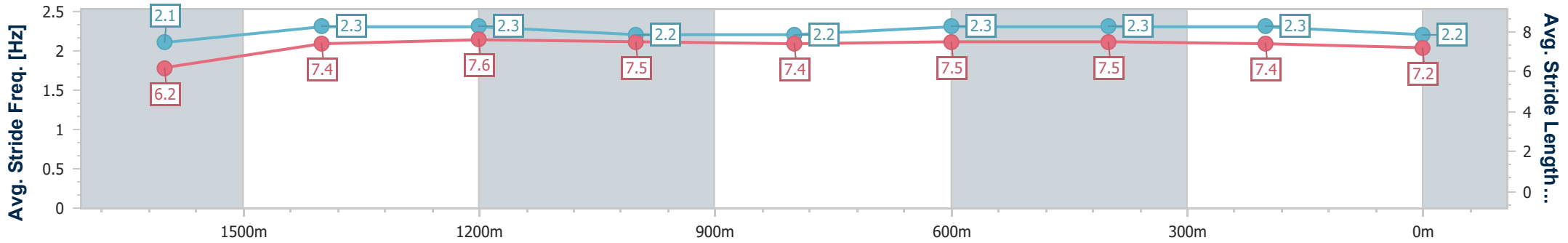
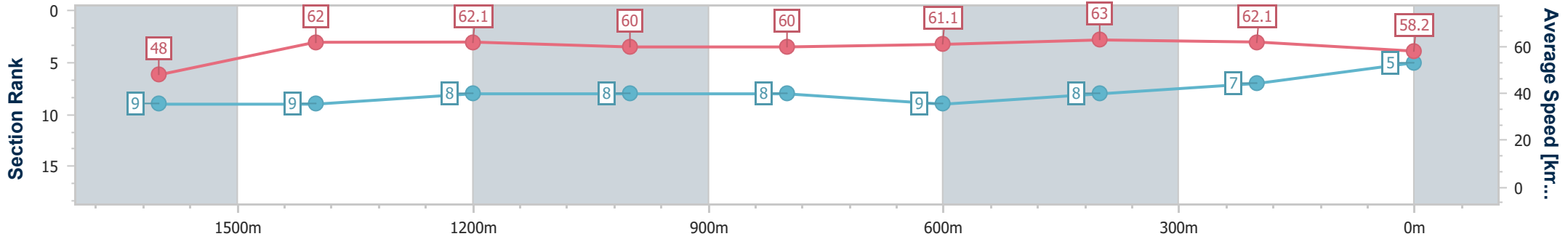
23 October 2024 - 16:28

Track Rating: Good 4, Weather: Fine, Rail Position: +10m Entire



BRISBANE RACING CLUB

Section	Overall	1600m	1400m	1200m	1000m	800m	600m	400m	200m
Section Times	1:49.48 [5] (0:15.16)	1:34.32 [9] (0:11.69)	1:22.63 [9] (0:11.59)	1:11.04 [8] (0:12.02)	0:59.02 [8] (0:11.96)	0:47.06 [8] (0:11.73)	0:35.33 [9] (0:11.34)	0:23.99 [8] (0:11.59)	0:12.40 [7] (0:12.40)
Average Speed [km/h]	48.0	62.0	62.1	60.0	60.0	61.1	63.0	62.1	58.2
Top Speed [km/h]	60.1	63.3	63.4	61.0	60.8	62.6	64.1	63.7	60.7
Avg. Dist. to Rail [m]	6.5	1.3	0.8	1.0	0.6	1.6	1.3	0.8	2.9
Avg. Stride Freq. [Hz]	2.1	2.3	2.3	2.2	2.2	2.3	2.3	2.3	2.2
Avg. Stride Length [m]	6.2	7.4	7.6	7.5	7.4	7.5	7.5	7.4	7.2



- [] Ranking at each section and finish
- .-.- No data available at this section
- NA No data available



Horse/Jockey Name	Hallside Martini
Final Rank	6
Fastest Section Time (Section)	0:11.36 (800m)
Top Speed [km/h] (Section)	65.9 (600m)
Race State	Finished



Eagle Farm QLD Professional

Race 6: Ladbrokes Blackbook BM65 Handicap - 1800m

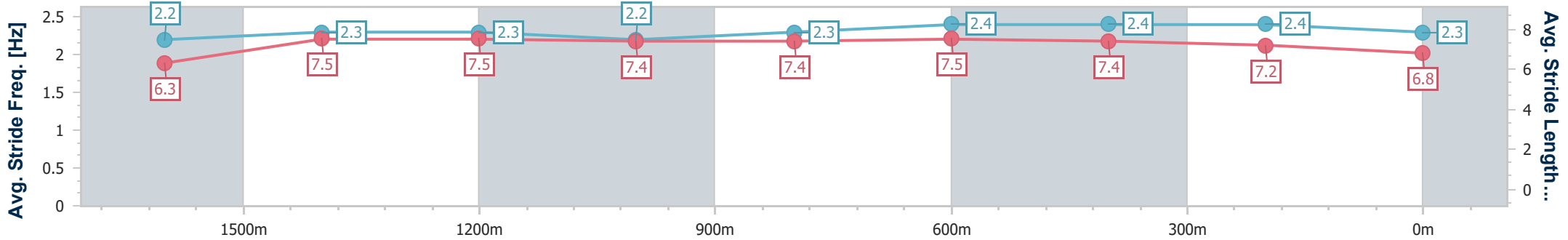
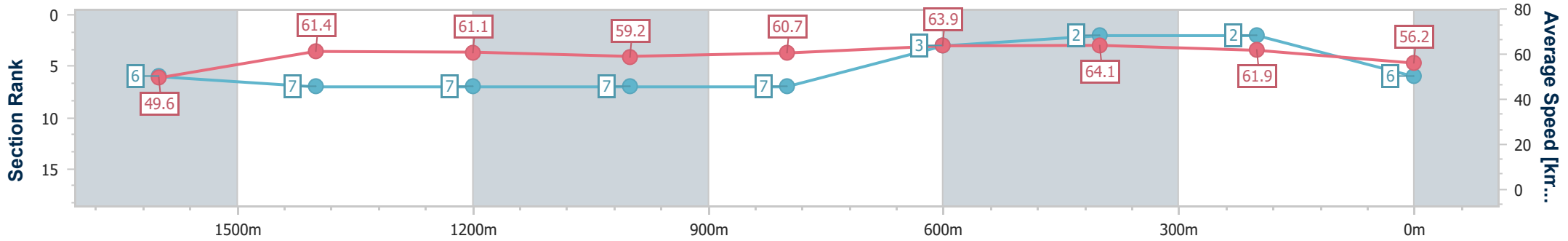
23 October 2024 - 16:28

Track Rating: Good 4, Weather: Fine, Rail Position: +10m Entire



BRISBANE RACING CLUB

Section	Overall	1600m	1400m	1200m	1000m	800m	600m	400m	200m
Section Times	1:49.56 [6] (0:14.59)	1:34.97 [6] (0:11.78)	1:23.19 [7] (0:11.80)	1:11.39 [7] (0:12.14)	0:59.25 [7] (0:12.00)	0:47.25 [7] (0:11.36)	0:35.89 [3] (0:11.38)	0:24.51 [2] (0:11.61)	0:12.90 [2] (0:12.90)
Average Speed [km/h]	49.6	61.4	61.1	59.2	60.7	63.9	64.1	61.9	56.2
Top Speed [km/h]	59.9	62.5	62.5	60.4	62.2	65.0	65.9	64.1	59.4
Avg. Dist. to Rail [m]	3.4	1.0	1.8	1.9	2.1	1.9	2.5	4.5	6.0
Avg. Stride Freq. [Hz]	2.2	2.3	2.3	2.2	2.3	2.4	2.4	2.4	2.3
Avg. Stride Length [m]	6.3	7.5	7.5	7.4	7.4	7.5	7.4	7.2	6.8



- [] Ranking at each section and finish
- .-.- No data available at this section
- NA No data available



Horse/Jockey Name	Hatasu
Final Rank	7
Fastest Section Time (Section)	0:11.43 (600m)
Top Speed [km/h] (Section)	64.0 (400m)
Race State	Finished



Eagle Farm QLD Professional

Race 6: Ladbrokes Blackbook BM65 Handicap - 1800m

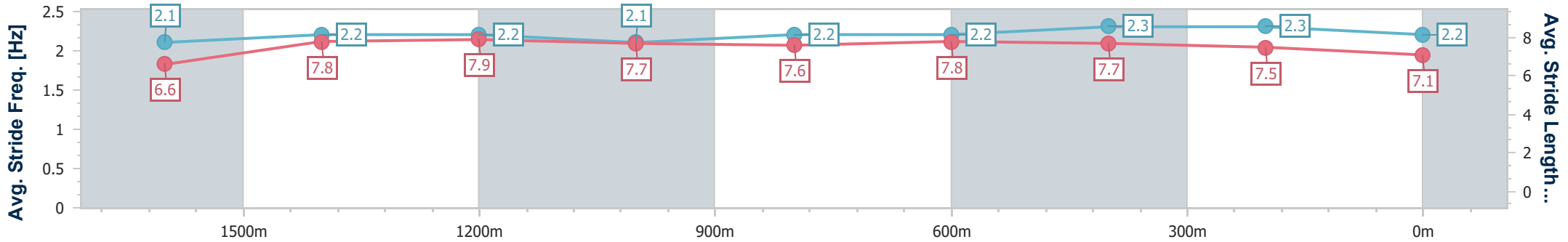
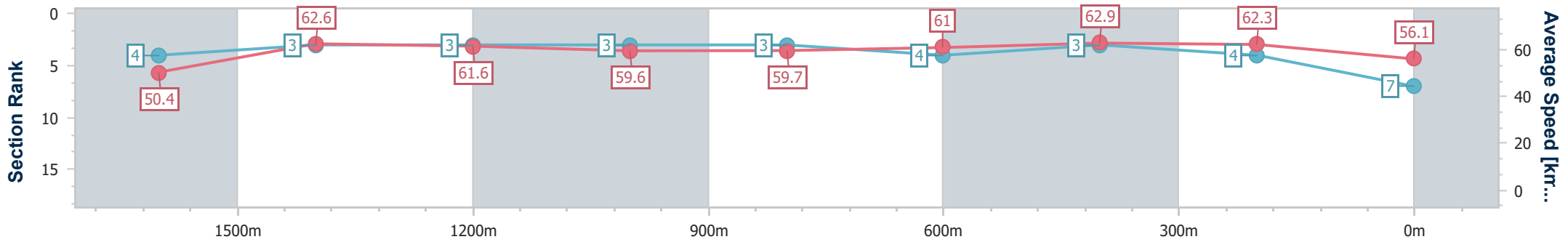
23 October 2024 - 16:28

Track Rating: Good 4, Weather: Fine, Rail Position: +10m Entire



BRISBANE RACING CLUB

Section	Overall	1600m	1400m	1200m	1000m	800m	600m	400m	200m
Section Times	1:49.63 [7] (0:14.32)	1:35.31 [4] (0:11.52)	1:23.79 [3] (0:11.71)	1:12.08 [3] (0:12.10)	0:59.98 [3] (0:12.17)	0:47.81 [3] (0:11.89)	0:35.92 [4] (0:11.43)	0:24.49 [3] (0:11.61)	0:12.88 [4] (0:12.88)
Average Speed [km/h]	50.4	62.6	61.6	59.6	59.7	61.0	62.9	62.3	56.1
Top Speed [km/h]	62.7	63.3	62.8	60.7	60.5	63.5	63.8	64.0	59.2
Avg. Dist. to Rail [m]	1.8	1.1	1.0	1.3	2.1	1.1	0.5	1.6	1.1
Avg. Stride Freq. [Hz]	2.1	2.2	2.2	2.1	2.2	2.2	2.3	2.3	2.2
Avg. Stride Length [m]	6.6	7.8	7.9	7.7	7.6	7.8	7.7	7.5	7.1



- [] Ranking at each section and finish
- .-.- No data available at this section
- NA No data available



Horse/Jockey Name	Connewarre
Final Rank	8
Fastest Section Time (Section)	0:11.51 (600m)
Top Speed [km/h] (Section)	63.5 (600m)
Race State	Finished



Eagle Farm QLD Professional

Race 6: Ladbrokes Blackbook BM65 Handicap - 1800m

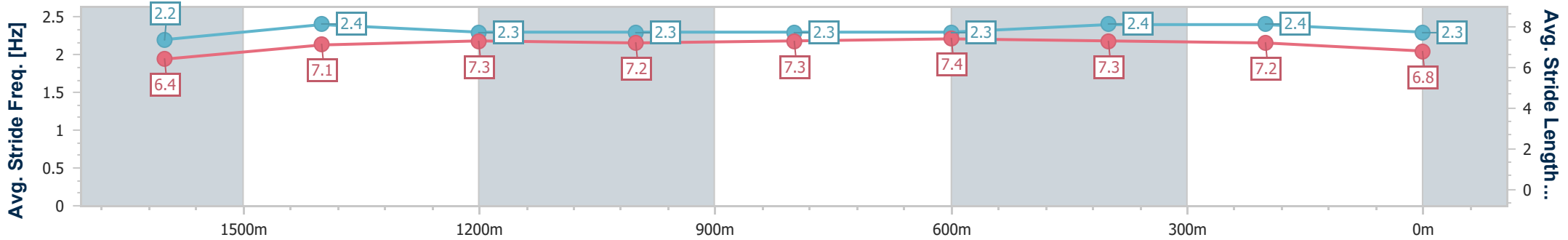
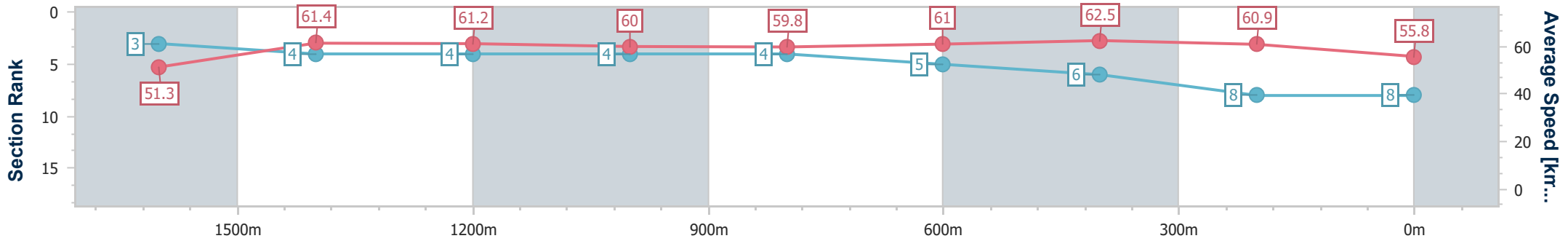
23 October 2024 - 16:28

Track Rating: Good 4, Weather: Fine, Rail Position: +10m Entire



BRISBANE RACING CLUB

Section	Overall	1600m	1400m	1200m	1000m	800m	600m	400m	200m
Section Times	1:50.04 [8] (0:14.14)	1:35.90 [3] (0:11.84)	1:24.06 [4] (0:11.77)	1:12.29 [4] (0:12.07)	1:00.22 [4] (0:12.13)	0:48.09 [4] (0:11.83)	0:36.26 [5] (0:11.51)	0:24.75 [6] (0:11.82)	0:12.93 [8] (0:12.93)
Average Speed [km/h]	51.3	61.4	61.2	60.0	59.8	61.0	62.5	60.9	55.8
Top Speed [km/h]	62.4	62.1	63.1	60.5	61.4	62.8	63.5	62.7	58.6
Avg. Dist. to Rail [m]	3.7	2.6	3.2	3.4	1.9	0.4	0.5	2.9	4.1
Avg. Stride Freq. [Hz]	2.2	2.4	2.3	2.3	2.3	2.3	2.4	2.4	2.3
Avg. Stride Length [m]	6.4	7.1	7.3	7.2	7.3	7.4	7.3	7.2	6.8



- [] Ranking at each section and finish
- .-.- No data available at this section
- NA No data available



Horse/Jockey Name	Showdra
Final Rank	9
Fastest Section Time (Section)	0:11.61 (1600m)
Top Speed [km/h] (Section)	63.3 (1400m)
Race State	Finished



Eagle Farm QLD Professional

Race 6: Ladbrokes Blackbook BM65 Handicap - 1800m

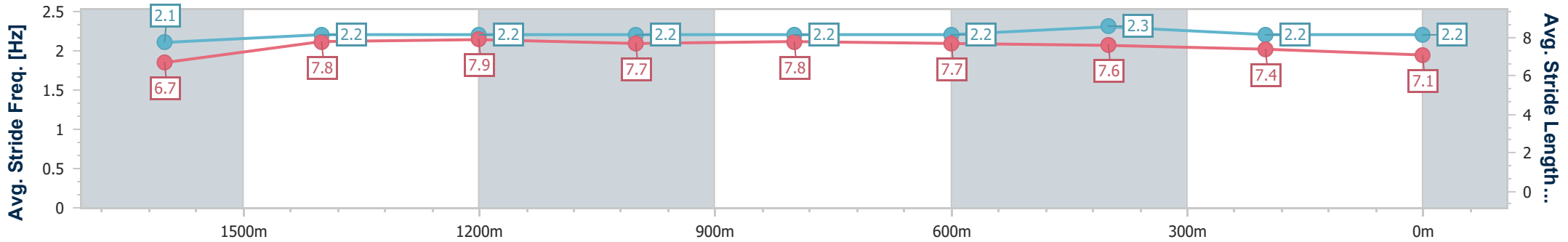
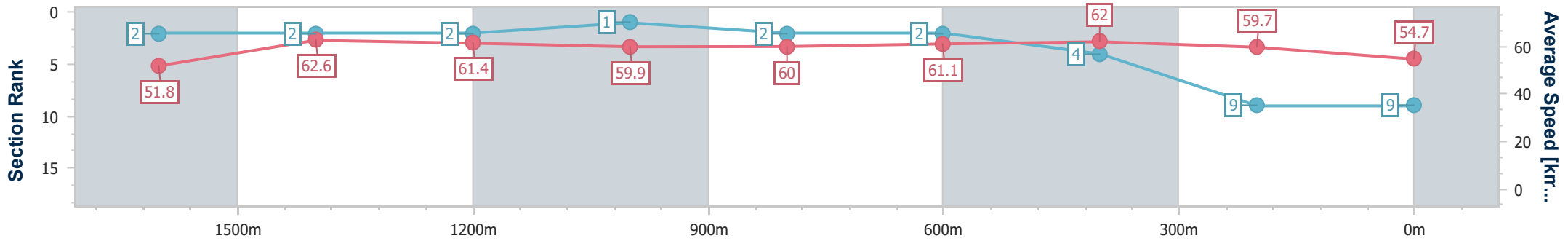
23 October 2024 - 16:28

Track Rating: Good 4, Weather: Fine, Rail Position: +10m Entire



BRISBANE RACING CLUB

Section	Overall	1600m	1400m	1200m	1000m	800m	600m	400m	200m
Section Times	1:50.43 [9] (0:14.11)	1:36.32 [2] (0:11.61)	1:24.71 [2] (0:11.72)	1:12.99 [2] (0:12.08)	1:00.91 [1] (0:12.13)	0:48.78 [2] (0:11.82)	0:36.96 [2] (0:11.69)	0:25.27 [4] (0:12.06)	0:13.21 [9] (0:13.21)
Average Speed [km/h]	51.8	62.6	61.4	59.9	60.0	61.1	62.0	59.7	54.7
Top Speed [km/h]	62.9	63.0	63.3	60.7	60.9	62.2	62.8	61.5	57.7
Avg. Dist. to Rail [m]	5.9	3.5	2.2	1.9	1.7	0.9	1.5	2.9	3.6
Avg. Stride Freq. [Hz]	2.1	2.2	2.2	2.2	2.2	2.2	2.3	2.2	2.2
Avg. Stride Length [m]	6.7	7.8	7.9	7.7	7.8	7.7	7.6	7.4	7.1



- [] Ranking at each section and finish
- .-.- No data available at this section
- NA No data available



Eagle Farm QLD Professional

Race 7: XXXX GOLD BM65 Handicap - 1400m

23 October 2024 - 17:03



BRISBANE
RACING CLUB

Track Rating: Good 4, Weather: Fine, Rail Position: +10m Entire

Section		Field Times										Last 600m	
Rank	TAB	Horse/Jockey	Barrier	Top Speed [km/h]	Fastest Section	Overall	1200m	1000m	800m	600m	400m	Distance Travelled [m]	
1	14	ANDERSEN Nikita Beriman	5	67.0 400m	0:11.01 400m	1:23.99 [1] (0:13.74)	1:10.25 [1] (0:11.29)	0:58.96 [1] (0:12.06)	0:46.90 [1] (0:12.19)	0:34.71 [1] (0:11.98)	0:22.73 [1] (0:11.01)	0:34.71	
2	1	BANDASHA Jake Molloy	11	65.9 1200m	0:11.15 400m	1:24.12 [2] (0:13.74)	1:10.38 [2] (0:11.34)	0:59.04 [2] (0:12.09)	0:46.95 [2] (0:12.17)	0:34.78 [2] (0:11.98)	0:22.80 [2] (0:11.15)	0:34.78 +3	
3	9	DISNEY CASTLE Andrew Mallyon	6	66.8 Overall	0:11.00 400m	1:24.12 [3] (0:13.79)	1:10.33 [3] (0:11.42)	0:58.91 [3] (0:12.02)	0:46.89 [3] (0:12.33)	0:34.56 [4] (0:11.95)	0:22.61 [4] (0:11.00)	0:34.56 +11	
4	13	BLACK OPIUM Kyle Wilson-Taylor	4	66.1 400m	0:11.06 400m	1:24.20 [4] (0:14.22)	1:09.98 [5] (0:11.34)	0:58.64 [5] (0:11.98)	0:46.66 [5] (0:12.35)	0:34.31 [5] (0:11.78)	0:22.53 [6] (0:11.06)	0:34.31 +8	
5	3	STARLIGHT NATION James Orman	2	67.0 400m	0:11.03 400m	1:24.40 [5] (0:14.07)	1:10.33 [4] (0:11.31)	0:59.02 [4] (0:12.00)	0:47.02 [4] (0:12.15)	0:34.87 [3] (0:11.90)	0:22.97 [3] (0:11.03)	0:34.87 +1	
6	7	PUNJABI LANDING Jag Guthmann-Chester	1	66.2 400m	0:11.01 400m	1:24.49 [6] (0:14.36)	1:10.13 [6] (0:11.24)	0:58.89 [6] (0:11.99)	0:46.90 [6] (0:12.36)	0:34.54 [6] (0:11.85)	0:22.69 [7] (0:11.01)	0:34.54 +13	
7	10	CHAYSE 'N' ADAM Sean Cormack	3	66.7 400m	0:11.01 400m	1:24.62 [7] (0:14.38)	1:10.24 [7] (0:11.41)	0:58.83 [7] (0:11.96)	0:46.87 [7] (0:12.21)	0:34.66 [7] (0:11.86)	0:22.80 [8] (0:11.01)	0:34.66 +5	
8	4	OUTBURST Justin Stanley	9	65.5 400m	0:11.17 400m	1:24.66 [8] (0:14.61)	1:10.05 [8] (0:11.54)	0:58.51 [9] (0:11.88)	0:46.63 [9] (0:12.15)	0:34.48 [9] (0:11.46)	0:23.02 [5] (0:11.17)	0:34.48 +6	
9	8	SKYWRITER Mark Du Plessis	8	66.4 400m	0:11.12 400m	1:24.72 [9] (0:14.65)	1:10.07 [9] (0:11.35)	0:58.72 [8] (0:11.90)	0:46.82 [8] (0:12.14)	0:34.68 [8] (0:11.89)	0:22.79 [10] (0:11.12)	0:34.68 +1	
10	16	SENSORY Ron Stewart	7	66.5 400m	0:11.29 400m	1:25.70 [10] (0:14.75)	1:10.95 [10] (0:11.47)	0:59.48 [10] (0:11.88)	0:47.60 [10] (0:12.15)	0:35.45 [10] (0:11.67)	0:23.78 [9] (0:11.29)	0:35.45 +2	

Scratched: Regal Edition (#5), Script Writer (#15), Money Man (#6), Aitutaki (#12), Dream Lantern (#11), Kirragirl (#17), My Mum's Toyboy (#2)

Report Created: Wed 23 October 2024 17:25 GMT+ (Note: Timing is based on position data)

Page 1/12

[] Ranking at each section and finish
 -:-:- No data available at this section
 NA No data available

SCN Saddle cloth number
 DNF Did not finish
 DNT Did not track

data processed by TRIPLESDATA



Eagle Farm QLD Professional

Race 7: XXXX GOLD BM65 Handicap - 1400m

23 October 2024 - 17:03



BRISBANE
RACING CLUB

Track Rating: Good 4, Weather: Fine, Rail Position: +10m Entire

Section				200m				Last 600m	
Field Times				0:11.72 (0:11.72)				0:34.71	
Rank	TAB	Horse/Jockey	Barrier	Top Speed [km/h]	Fastest Section	Margin			Distance Travelled [m]
1	14	ANDERSEN Nikita Beriman	5	67.0 400m	0:11.01 400m	0:11.72 [1] (0:11.72)	1:23.99		0:34.71
2	1	BANDASHA Jake Molloy	11	65.9 1200m	0:11.15 400m	0:11.65 [3] (0:11.65)	0.77L		0:34.78 +3
3	9	DISNEY CASTLE Andrew Mallyon	6	66.8 Overall	0:11.00 400m	0:11.61 [4] (0:11.61)	0.8L		0:34.56 +11
4	13	BLACK OPIUM Kyle Wilson-Taylor	4	66.1 400m	0:11.06 400m	0:11.47 [5] (0:11.47)	1.25L		0:34.31 +8
5	3	STARLIGHT NATION James Orman	2	67.0 400m	0:11.03 400m	0:11.94 [2] (0:11.94)	2.45L		0:34.87 +1
6	7	PUNJABI LANDING Jag Guthmann-Chester	1	66.2 400m	0:11.01 400m	0:11.68 [6] (0:11.68)	2.94L		0:34.54 +13
7	10	CHAYSE 'N' ADAM Sean Cormack	3	66.7 400m	0:11.01 400m	0:11.79 [8] (0:11.79)	3.75L		0:34.66 +5
8	4	OUTBURST Justin Stanley	9	65.5 400m	0:11.17 400m	0:11.85 [7] (0:11.85)	3.94L		0:34.48 +6
9	8	SKYWRITER Mark Du Plessis	8	66.4 400m	0:11.12 400m	0:11.67 [9] (0:11.67)	4.29L		0:34.68 +1
10	16	SENSORY Ron Stewart	7	66.5 400m	0:11.29 400m	0:12.49 [10] (0:12.49)	10.05L		0:35.45 +2

Scratched: Regal Edition (#5), Script Writer (#15), Money Man (#6), Aitutaki (#12), Dream Lantern (#11), Kirragirl (#17), My Mum's Toyboy (#2)

Report Created: Wed 23 October 2024 17:25 GMT+ (Note: Timing is based on position data)

Page 2/12

[] Ranking at each section and finish
 -:-:- No data available at this section
 NA No data available

SCN Saddle cloth number
 DNF Did not finish
 DNT Did not track

data processed by TRIPLES DATA



Horse/Jockey Name	Andersen
Final Rank	1
Fastest Section Time (Section)	0:11.01 (400m)
Top Speed [km/h] (Section)	67.0 (400m)
Race State	Finished

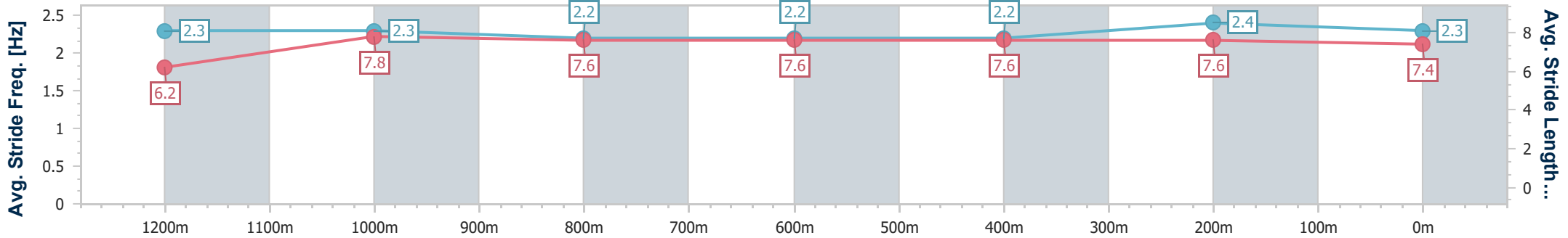
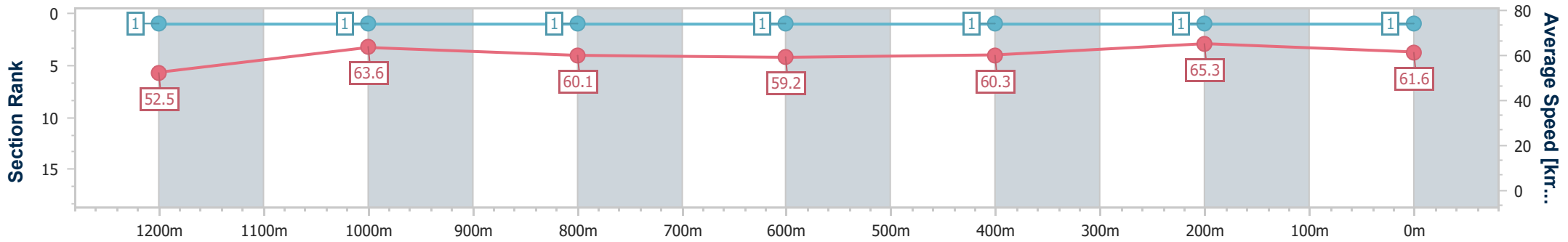


Eagle Farm QLD Professional
 Race 7: XXXX GOLD BM65 Handicap - 1400m
 23 October 2024 - 17:03
 Track Rating: Good 4, Weather: Fine, Rail Position: +10m Entire



BRISBANE
 RACING CLUB

Section	Overall	1200m	1000m	800m	600m	400m	200m
Section Times	1:23.99 [1] (0:13.74)	1:10.25 [1] (0:11.29)	0:58.96 [1] (0:12.06)	0:46.90 [1] (0:12.19)	0:34.71 [1] (0:11.98)	0:22.73 [1] (0:11.01)	0:11.72 [1] (0:11.72)
Average Speed [km/h]	52.5	63.6	60.1	59.2	60.3	65.3	61.6
Top Speed [km/h]	65.2	64.9	61.5	59.7	63.2	67.0	64.7
Avg. Dist. to Rail [m]	3.6	0.3	0.7	0.7	0.8	2.5	2.3
Avg. Stride Freq. [Hz]	2.3	2.3	2.2	2.2	2.2	2.4	2.3
Avg. Stride Length [m]	6.2	7.8	7.6	7.6	7.6	7.6	7.4



- [] Ranking at each section and finish
- .-.- No data available at this section
- NA No data available



Horse/Jockey Name	Bandasha
Final Rank	2
Fastest Section Time (Section)	0:11.15 (400m)
Top Speed [km/h] (Section)	65.9 (1200m)
Race State	Finished

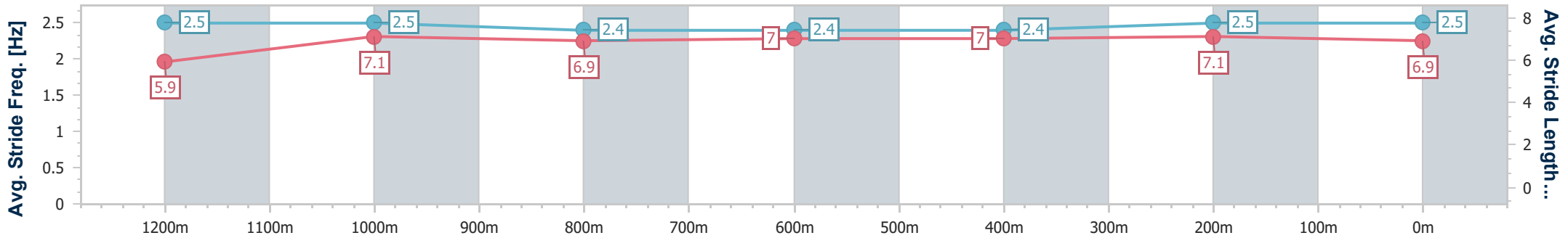
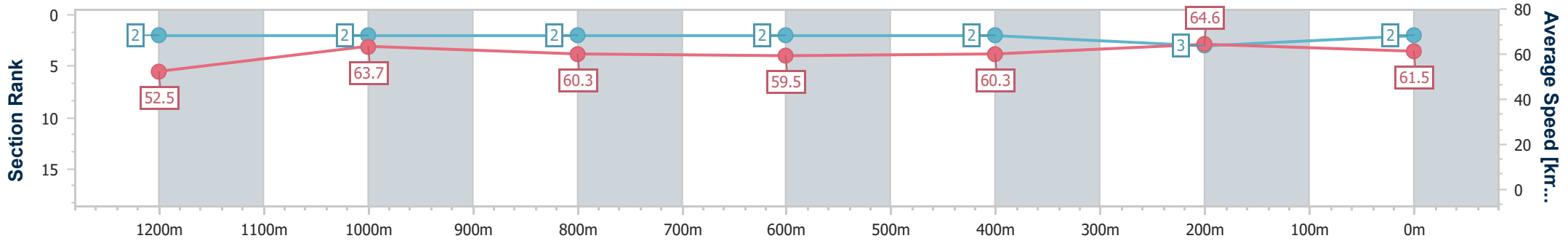


Eagle Farm QLD Professional
 Race 7: XXXX GOLD BM65 Handicap - 1400m
 23 October 2024 - 17:03
 Track Rating: Good 4, Weather: Fine, Rail Position: +10m Entire



BRISBANE
 RACING CLUB

Section	Overall	1200m	1000m	800m	600m	400m	200m
Section Times	1:24.12 [2] (0:13.74)	1:10.38 [2] (0:11.34)	0:59.04 [2] (0:12.09)	0:46.95 [2] (0:12.17)	0:34.78 [2] (0:11.98)	0:22.80 [2] (0:11.15)	0:11.65 [3] (0:11.65)
Average Speed [km/h]	52.5	63.7	60.3	59.5	60.3	64.6	61.5
Top Speed [km/h]	65.5	65.9	62.0	60.4	64.3	64.9	64.9
Avg. Dist. to Rail [m]	6.8	3.7	2.8	1.0	0.7	3.4	3.1
Avg. Stride Freq. [Hz]	2.5	2.5	2.4	2.4	2.4	2.5	2.5
Avg. Stride Length [m]	5.9	7.1	6.9	7.0	7.0	7.1	6.9



- [] Ranking at each section and finish
- .-.- No data available at this section
- NA No data available



Horse/Jockey Name	Disney Castle
Final Rank	3
Fastest Section Time (Section)	0:11.00 (400m)
Top Speed [km/h] (Section)	66.8 (Overall)
Race State	Finished

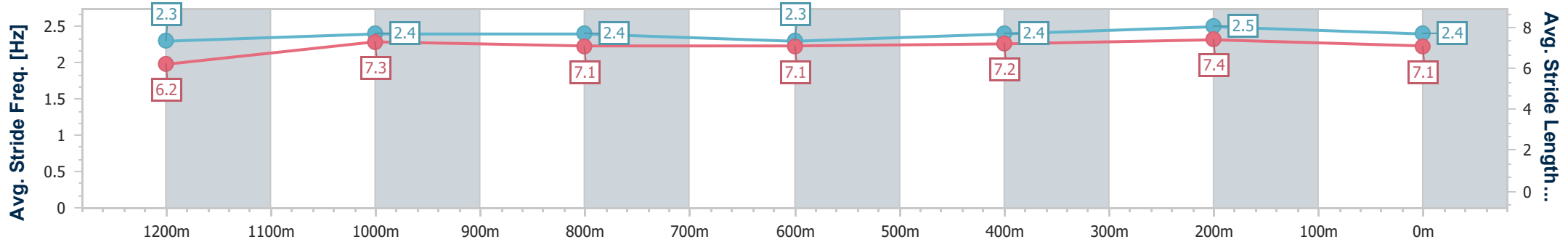
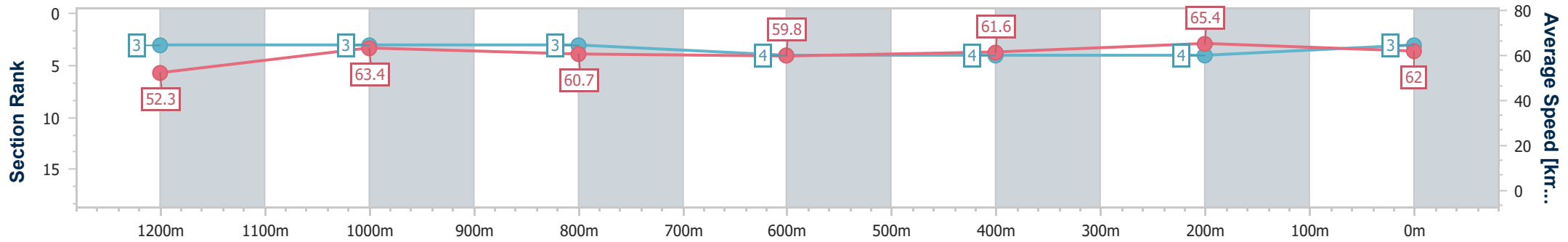


Eagle Farm QLD Professional
 Race 7: XXXX GOLD BM65 Handicap - 1400m
 23 October 2024 - 17:03
 Track Rating: Good 4, Weather: Fine, Rail Position: +10m Entire



BRISBANE
 RACING CLUB

Section	Overall	1200m	1000m	800m	600m	400m	200m
Section Times	1:24.12 [3] (0:13.79)	1:10.33 [3] (0:11.42)	0:58.91 [3] (0:12.02)	0:46.89 [3] (0:12.33)	0:34.56 [4] (0:11.95)	0:22.61 [4] (0:11.00)	0:11.61 [4] (0:11.61)
Average Speed [km/h]	52.3	63.4	60.7	59.8	61.6	65.4	62.0
Top Speed [km/h]	66.8	66.8	63.4	61.1	65.1	66.1	64.7
Avg. Dist. to Rail [m]	5.6	1.6	3.4	5.5	4.5	4.7	3.6
Avg. Stride Freq. [Hz]	2.3	2.4	2.4	2.3	2.4	2.5	2.4
Avg. Stride Length [m]	6.2	7.3	7.1	7.1	7.2	7.4	7.1



- [] Ranking at each section and finish
- .-.- No data available at this section
- NA No data available



Horse/Jockey Name	Black Opium
Final Rank	4
Fastest Section Time (Section)	0:11.06 (400m)
Top Speed [km/h] (Section)	66.1 (400m)
Race State	Finished

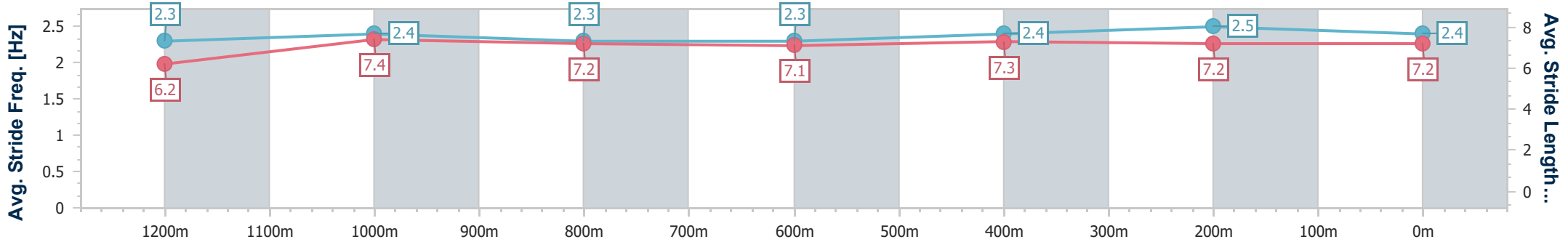
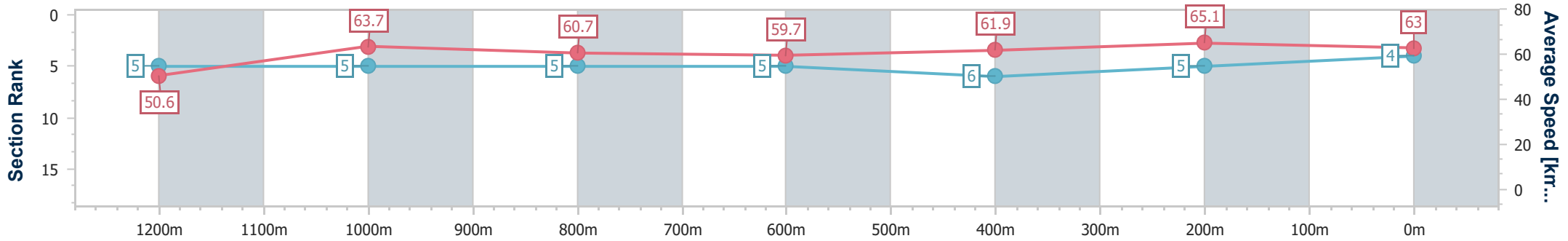


Eagle Farm QLD Professional
 Race 7: XXXX GOLD BM65 Handicap - 1400m
 23 October 2024 - 17:03
 Track Rating: Good 4, Weather: Fine, Rail Position: +10m Entire



BRISBANE
RACING CLUB

Section	Overall	1200m	1000m	800m	600m	400m	200m
Section Times	1:24.20 [4] (0:14.22)	1:09.98 [5] (0:11.34)	0:58.64 [5] (0:11.98)	0:46.66 [5] (0:12.35)	0:34.31 [5] (0:11.78)	0:22.53 [6] (0:11.06)	0:11.47 [5] (0:11.47)
Average Speed [km/h]	50.6	63.7	60.7	59.7	61.9	65.1	63.0
Top Speed [km/h]	63.0	64.9	62.4	61.7	65.9	66.1	65.4
Avg. Dist. to Rail [m]	3.3	0.9	2.4	4.6	3.4	5.1	5.9
Avg. Stride Freq. [Hz]	2.3	2.4	2.3	2.3	2.4	2.5	2.4
Avg. Stride Length [m]	6.2	7.4	7.2	7.1	7.3	7.2	7.2



- [] Ranking at each section and finish
- .-.- No data available at this section
- NA No data available



Horse/Jockey Name	Starlight Nation
Final Rank	5
Fastest Section Time (Section)	0:11.03 (400m)
Top Speed [km/h] (Section)	67.0 (400m)
Race State	Finished

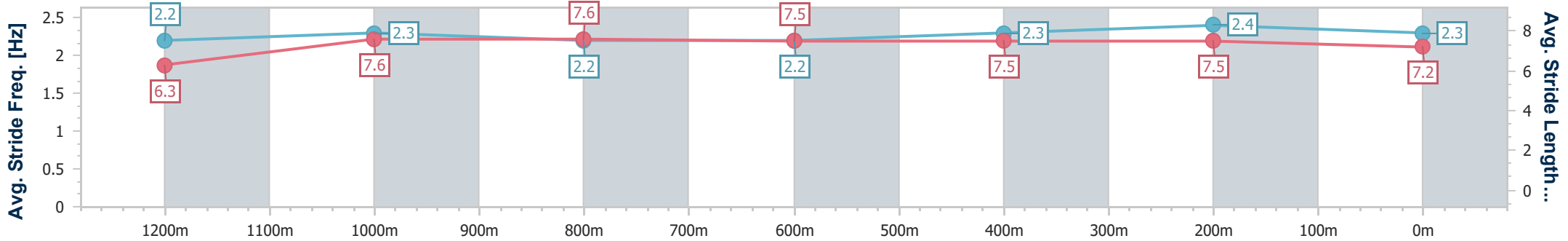
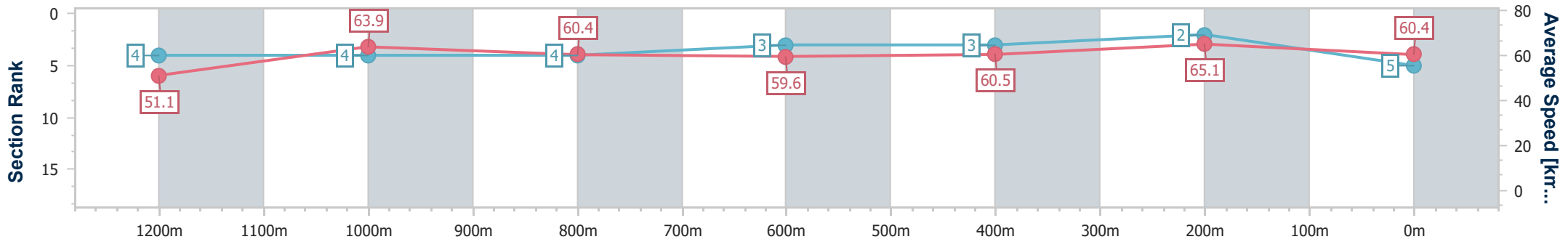


Eagle Farm QLD Professional
 Race 7: XXXX GOLD BM65 Handicap - 1400m
 23 October 2024 - 17:03
 Track Rating: Good 4, Weather: Fine, Rail Position: +10m Entire



BRISBANE
 RACING CLUB

Section	Overall	1200m	1000m	800m	600m	400m	200m
Section Times	1:24.40 [5] (0:14.07)	1:10.33 [4] (0:11.31)	0:59.02 [4] (0:12.00)	0:47.02 [4] (0:12.15)	0:34.87 [3] (0:11.90)	0:22.97 [3] (0:11.03)	0:11.94 [2] (0:11.94)
Average Speed [km/h]	51.1	63.9	60.4	59.6	60.5	65.1	60.4
Top Speed [km/h]	64.3	65.9	62.3	60.5	64.6	67.0	63.4
Avg. Dist. to Rail [m]	2.1	1.3	1.6	0.7	0.2	0.3	1.2
Avg. Stride Freq. [Hz]	2.2	2.3	2.2	2.2	2.3	2.4	2.3
Avg. Stride Length [m]	6.3	7.6	7.6	7.5	7.5	7.5	7.2



- [] Ranking at each section and finish
- .-.- No data available at this section
- NA No data available



Horse/Jockey Name	Punjabi Landing
Final Rank	6
Fastest Section Time (Section)	0:11.01 (400m)
Top Speed [km/h] (Section)	66.2 (400m)
Race State	Finished

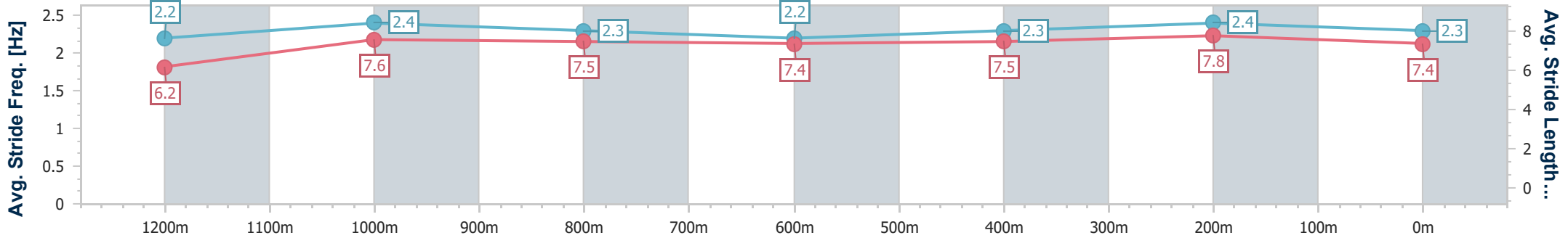
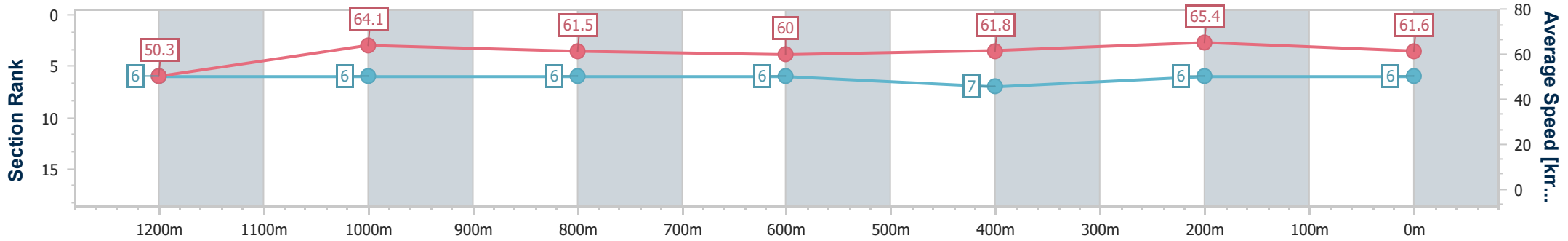


Eagle Farm QLD Professional
 Race 7: XXXX GOLD BM65 Handicap - 1400m
 23 October 2024 - 17:03
 Track Rating: Good 4, Weather: Fine, Rail Position: +10m Entire



BRISBANE
 RACING CLUB

Section	Overall	1200m	1000m	800m	600m	400m	200m
Section Times	1:24.49 [6] (0:14.36)	1:10.13 [6] (0:11.24)	0:58.89 [6] (0:11.99)	0:46.90 [6] (0:12.36)	0:34.54 [6] (0:11.85)	0:22.69 [7] (0:11.01)	0:11.68 [6] (0:11.68)
Average Speed [km/h]	50.3	64.1	61.5	60.0	61.8	65.4	61.6
Top Speed [km/h]	64.1	65.5	63.4	62.2	65.4	66.2	64.6
Avg. Dist. to Rail [m]	2.1	2.5	4.6	6.4	3.5	4.0	3.9
Avg. Stride Freq. [Hz]	2.2	2.4	2.3	2.2	2.3	2.4	2.3
Avg. Stride Length [m]	6.2	7.6	7.5	7.4	7.5	7.8	7.4



- [] Ranking at each section and finish
- .-.- No data available at this section
- NA No data available



Horse/Jockey Name	Chayse 'N' Adam
Final Rank	7
Fastest Section Time (Section)	0:11.01 (400m)
Top Speed [km/h] (Section)	66.7 (400m)
Race State	Finished

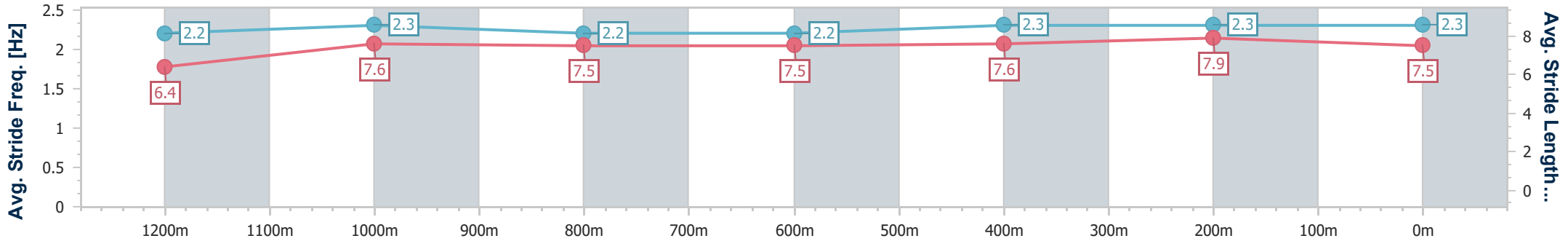
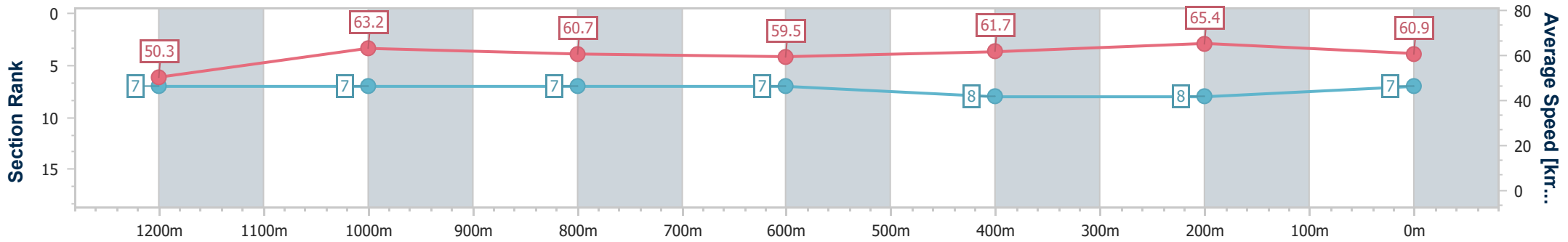


Eagle Farm QLD Professional
 Race 7: XXXX GOLD BM65 Handicap - 1400m
 23 October 2024 - 17:03
 Track Rating: Good 4, Weather: Fine, Rail Position: +10m Entire



BRISBANE
 RACING CLUB

Section	Overall	1200m	1000m	800m	600m	400m	200m
Section Times	1:24.62 [7] (0:14.38)	1:10.24 [7] (0:11.41)	0:58.83 [7] (0:11.96)	0:46.87 [7] (0:12.21)	0:34.66 [7] (0:11.86)	0:22.80 [8] (0:11.01)	0:11.79 [8] (0:11.79)
Average Speed [km/h]	50.3	63.2	60.7	59.5	61.7	65.4	60.9
Top Speed [km/h]	63.7	64.3	62.3	61.0	64.1	66.7	64.4
Avg. Dist. to Rail [m]	3.4	2.2	2.1	2.2	2.8	7.1	7.3
Avg. Stride Freq. [Hz]	2.2	2.3	2.2	2.2	2.3	2.3	2.3
Avg. Stride Length [m]	6.4	7.6	7.5	7.5	7.6	7.9	7.5



- [] Ranking at each section and finish
- .-.- No data available at this section
- NA No data available



Horse/Jockey Name	Outburst
Final Rank	8
Fastest Section Time (Section)	0:11.17 (400m)
Top Speed [km/h] (Section)	65.5 (400m)
Race State	Finished

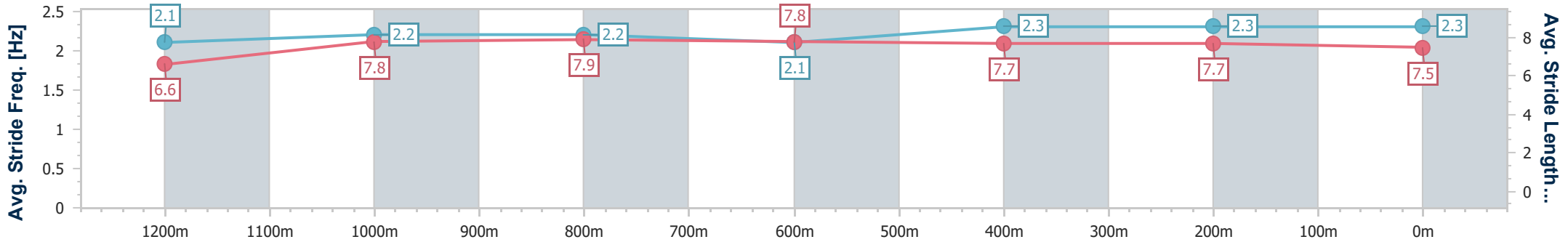
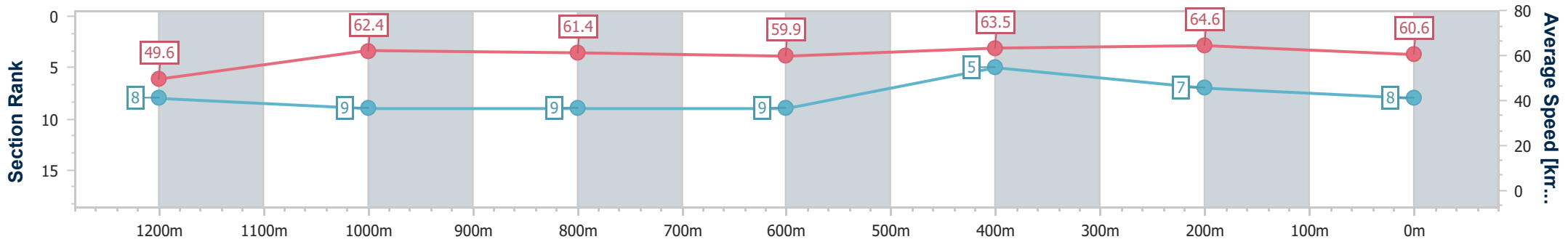


Eagle Farm QLD Professional
 Race 7: XXXX GOLD BM65 Handicap - 1400m
 23 October 2024 - 17:03
 Track Rating: Good 4, Weather: Fine, Rail Position: +10m Entire



BRISBANE
 RACING CLUB

Section	Overall	1200m	1000m	800m	600m	400m	200m
Section Times	1:24.66 [8] (0:14.61)	1:10.05 [8] (0:11.54)	0:58.51 [9] (0:11.88)	0:46.63 [9] (0:12.15)	0:34.48 [9] (0:11.46)	0:23.02 [5] (0:11.17)	0:11.85 [7] (0:11.85)
Average Speed [km/h]	49.6	62.4	61.4	59.9	63.5	64.6	60.6
Top Speed [km/h]	61.8	63.7	62.6	61.8	65.2	65.5	63.2
Avg. Dist. to Rail [m]	6.5	3.1	2.6	1.8	2.7	6.8	7.1
Avg. Stride Freq. [Hz]	2.1	2.2	2.2	2.1	2.3	2.3	2.3
Avg. Stride Length [m]	6.6	7.8	7.9	7.8	7.7	7.7	7.5



- [] Ranking at each section and finish
- .-.- No data available at this section
- NA No data available



Horse/Jockey Name	Skywriter
Final Rank	9
Fastest Section Time (Section)	0:11.12 (400m)
Top Speed [km/h] (Section)	66.4 (400m)
Race State	Finished

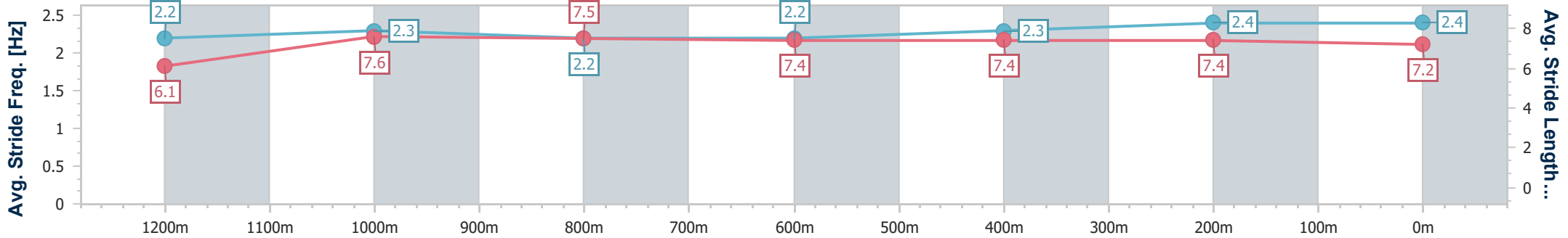
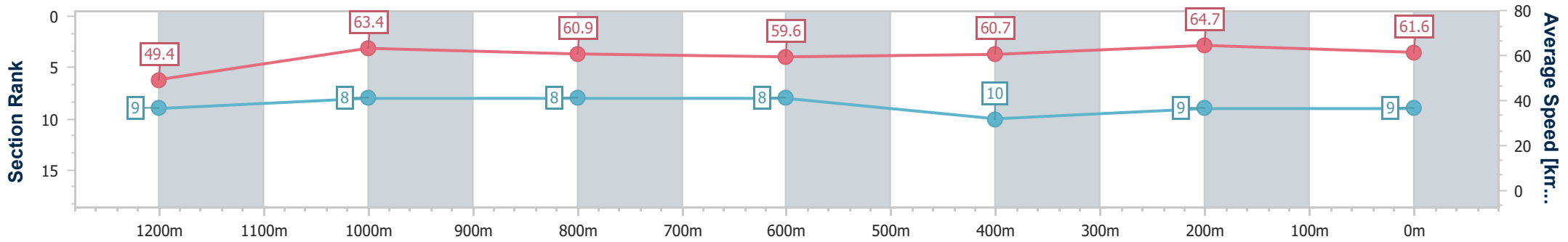


Eagle Farm QLD Professional
 Race 7: XXXX GOLD BM65 Handicap - 1400m
 23 October 2024 - 17:03
 Track Rating: Good 4, Weather: Fine, Rail Position: +10m Entire



BRISBANE
RACING CLUB

Section	Overall	1200m	1000m	800m	600m	400m	200m
Section Times	1:24.72 [9] (0:14.65)	1:10.07 [9] (0:11.35)	0:58.72 [8] (0:11.90)	0:46.82 [8] (0:12.14)	0:34.68 [8] (0:11.89)	0:22.79 [10] (0:11.12)	0:11.67 [9] (0:11.67)
Average Speed [km/h]	49.4	63.4	60.9	59.6	60.7	64.7	61.6
Top Speed [km/h]	63.5	64.7	62.9	61.2	63.7	66.4	63.3
Avg. Dist. to Rail [m]	5.1	1.8	1.6	0.8	0.3	1.8	2.6
Avg. Stride Freq. [Hz]	2.2	2.3	2.2	2.2	2.3	2.4	2.4
Avg. Stride Length [m]	6.1	7.6	7.5	7.4	7.4	7.4	7.2



- [] Ranking at each section and finish
- .-.- No data available at this section
- NA No data available



Horse/Jockey Name	Sensory
Final Rank	10
Fastest Section Time (Section)	0:11.29 (400m)
Top Speed [km/h] (Section)	66.5 (400m)
Race State	Finished

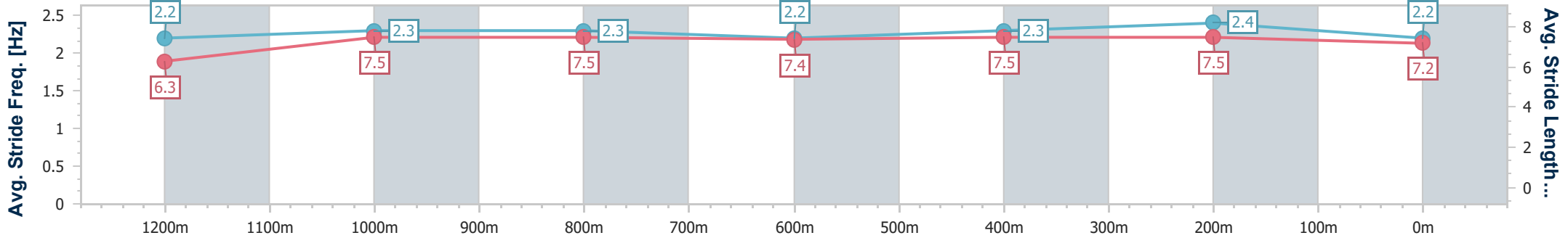
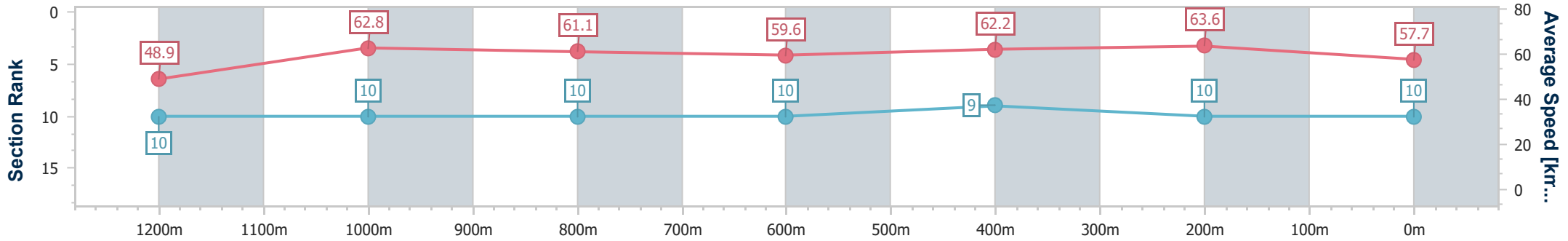


Eagle Farm QLD Professional
 Race 7: XXXX GOLD BM65 Handicap - 1400m
 23 October 2024 - 17:03
 Track Rating: Good 4, Weather: Fine, Rail Position: +10m Entire



BRISBANE
 RACING CLUB

Section	Overall	1200m	1000m	800m	600m	400m	200m
Section Times	1:25.70 [10] (0:14.75)	1:10.95 [10] (0:11.47)	0:59.48 [10] (0:11.88)	0:47.60 [10] (0:12.15)	0:35.45 [10] (0:11.67)	0:23.78 [9] (0:11.29)	0:12.49 [10] (0:12.49)
Average Speed [km/h]	48.9	62.8	61.1	59.6	62.2	63.6	57.7
Top Speed [km/h]	62.5	63.7	62.4	61.7	64.8	66.5	62.1
Avg. Dist. to Rail [m]	4.0	1.6	1.6	0.8	1.6	7.2	7.3
Avg. Stride Freq. [Hz]	2.2	2.3	2.3	2.2	2.3	2.4	2.2
Avg. Stride Length [m]	6.3	7.5	7.5	7.4	7.5	7.5	7.2



- [] Ranking at each section and finish
- .-.- No data available at this section
- NA No data available