



# Sunshine Coast QLD Professional

## Race 5: Darwalla Group Maiden Plate - 1200m

20 October 2024 - 15:05



Track Rating: Good 4, Weather: Fine, Rail Position: +9m Entire

Section		Overall											Last 600m	
Field Times		1:12.30											0:35.37	
		(0:13.57)											(0:11.58)	
		0:58.73											0:47.15	
		(0:11.78)											0:35.37	
		(0:11.55)											(0:11.50)	
		0:23.82											0:12.32	
		(0:12.32)												
Rank	TAB	Horse/Jockey	Barrier	Top Speed [km/h]	Fastest Section	Overall	1000m	800m	600m	400m	200m	Margin	Distance Travelled [m]	
1	1	ABLE SEAMAN James Orman	5	66.4 400m	0:11.10 400m	1:12.30 [1] (0:14.00)	0:58.30 [5] (0:11.74)	0:46.56 [5] (0:11.85)	0:34.71 [5] (0:11.42)	0:23.29 [5] (0:11.10)	0:12.19 [2] (0:12.19)	1:12.30	0:34.71	
2	6	VESPER LYND Kyle Wilson-Taylor	6	63.9 600m	0:11.50 400m	1:12.59 [2] (0:13.57)	0:59.02 [1] (0:11.58)	0:47.44 [1] (0:11.78)	0:35.66 [1] (0:11.55)	0:24.11 [1] (0:11.50)	0:12.61 [1] (0:12.61)	1.5L	0:35.66 -5	
3	12	SCOTTVILLE SCOOTER Jake Bayliss	3	63.7 400m	0:11.47 400m	1:12.59 [3] (0:13.90)	0:58.69 [4] (0:11.62)	0:47.07 [3] (0:11.74)	0:35.33 [3] (0:11.54)	0:23.79 [3] (0:11.47)	0:12.32 [3] (0:12.32)	1.6L	0:35.33 -6	
4	7	CHIEF IN CHARGE Andrew Mallyon	8	64.9 600m	0:11.18 400m	1:12.68 [4] (0:14.68)	0:58.00 [10] (0:11.73)	0:46.27 [10] (0:11.85)	0:34.42 [10] (0:11.41)	0:23.01 [10] (0:11.18)	0:11.83 [8] (0:11.83)	2L	0:34.42 +0	
5	11	LADY THINKABELL Trudy Thornton	13	66.0 400m	0:11.04 400m	1:12.74 [5] (0:14.92)	0:57.82 [12] (0:11.85)	0:45.97 [12] (0:11.86)	0:34.11 [12] (0:11.26)	0:22.85 [11] (0:11.04)	0:11.81 [10] (0:11.81)	2.2L	0:34.11 -2	
6	2	BE FRIENDLY Jai Williams	10	63.9 1000m	0:11.53 1000m	1:12.79 [6] (0:13.77)	0:59.02 [2] (0:11.53)	0:47.49 [2] (0:11.65)	0:35.84 [2] (0:11.72)	0:24.12 [2] (0:11.62)	0:12.50 [4] (0:12.50)	2.4L	0:35.84 -3	
7	20	MISSILE AWAY Dale Smith	1	64.2 600m	0:11.36 600m	1:12.83 [7] (0:14.60)	0:58.23 [9] (0:11.54)	0:46.69 [8] (0:11.98)	0:34.71 [8] (0:11.36)	0:23.35 [8] (0:11.42)	0:11.93 [9] (0:11.93)	2.6L	0:34.71 -4	
8	10	CUBANS CROWN Cejay Graham	9	65.4 400m	0:11.36 400m	1:12.86 [8] (0:14.36)	0:58.50 [7] (0:11.70)	0:46.80 [7] (0:11.87)	0:34.93 [7] (0:11.46)	0:23.47 [7] (0:11.36)	0:12.11 [7] (0:12.11)	2.8L	0:34.93 -2	
9	18	BIT OF GRUNT Micheal Hellyer	2	66.5 1000m	0:11.38 600m	1:12.89 [9] (0:14.35)	0:58.54 [6] (0:11.55)	0:46.99 [6] (0:11.94)	0:35.05 [6] (0:11.38)	0:23.67 [6] (0:11.48)	0:12.19 [6] (0:12.19)	2.9L	0:35.05 -3	
10	17	HE GOES BOOM Angela Jones	14	64.7 600m	0:11.58 600m	1:13.05 [10] (0:13.90)	0:59.15 [3] (0:11.73)	0:47.42 [4] (0:11.76)	0:35.66 [4] (0:11.58)	0:24.08 [4] (0:11.58)	0:12.50 [5] (0:12.50)	3.7L	0:35.66 +1	

Scratched: Lonjourno (#3), Peaceful Prince (#4), Torera (#15), Grey Impact (#5), Countless Kisses (#19), Joppa Lane (#8), Shipping Lane (#9), Totally Underrated (#13), Irama (#14)

[ ] Ranking at each section and finish  
 :---: No data available at this section  
 NA No data available

SCN Saddle cloth number  
 DNF Did not finish  
 DNT Did not track



**Sunshine Coast QLD Professional**  
**Race 5: Darwalla Group Maiden Plate - 1200m**  
 20 October 2024 - 15:05



Track Rating: Good 4, Weather: Fine, Rail Position: +9m Entire

Section		Overall	1000m	800m	600m	400m	200m	Last 600m					
Field Times		1:12.30 (0:13.57)	0:58.73 (0:11.58)	0:47.15 (0:11.78)	0:35.37 (0:11.55)	0:23.82 (0:11.50)	0:12.32 (0:12.32)	0:35.37					
Rank	TAB Horse/Jockey	Barrier	Top Speed [km/h]	Fastest Section	Margin							Distance Travelled [m]	
11	16 PRIDE OF VENUS Robbie Dolan	11	64.6 400m	0:11.33 400m	1:13.13 [11] (0:14.83)	0:58.30 [11] (0:11.63)	0:46.67 [11] (0:11.79)	0:34.88 [9] (0:11.41)	0:23.47 [9] (0:11.33)	0:12.14 [11] (0:12.14)	4.1L	0:34.88	-2
12	21 EIGHT CYLINDERS Minonette Kennedy	7	65.8 400m	0:11.32 400m	1:13.57 [12] (0:14.57)	0:59.00 [8] (0:11.60)	0:47.40 [9] (0:12.12)	0:35.28 [11] (0:11.61)	0:23.67 [12] (0:11.32)	0:12.35 [12] (0:12.35)	6.6L	0:35.28	+1

Scratched: Lonjourno (#3), Peaceful Prince (#4), Torera (#15), Grey Impact (#5), Countless Kisses (#19), Joppa Lane (#8), Shipping Lane (#9), Totally Underrated (#13), Irama (#14)

[ ] Ranking at each section and finish  
 -:-:- No data available at this section  
 NA No data available

SCN Saddle cloth number  
 DNF Did not finish  
 DNT Did not track



Horse/Jockey Name	Able Seaman
Final Rank	1
Fastest Section Time (Section)	0:11.10 (400m)
Top Speed [km/h] (Section)	66.4 (400m)
Race State	Finished



### Sunshine Coast QLD Professional

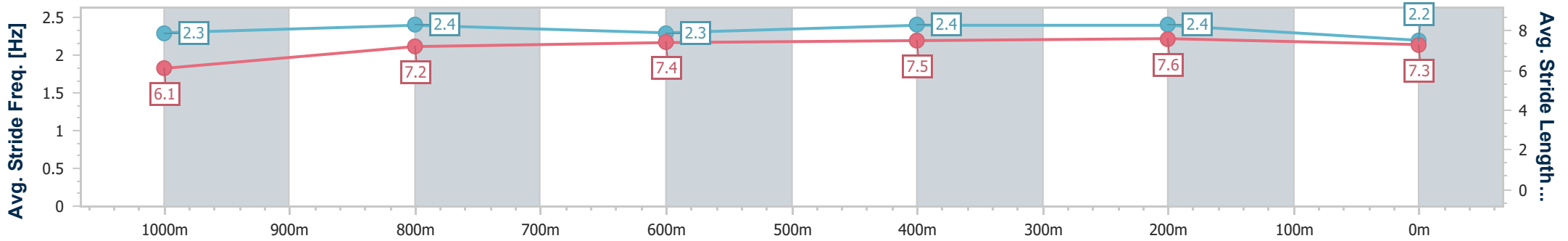
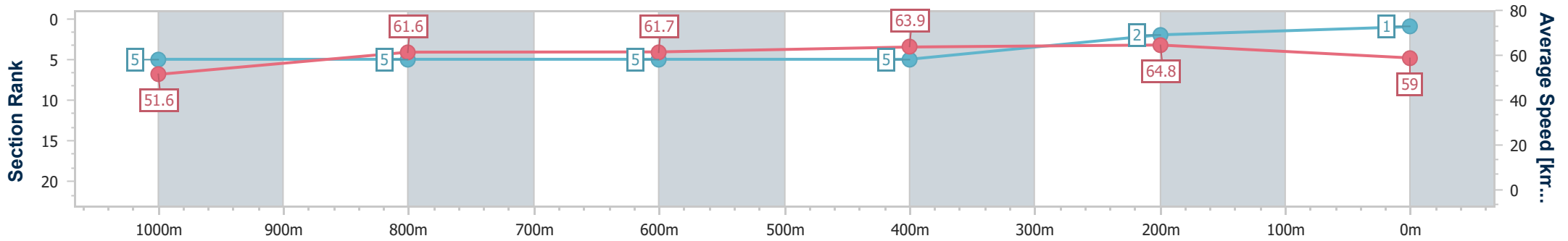
Race 5: Darwalla Group Maiden Plate - 1200m

20 October 2024 - 15:05



Track Rating: Good 4, Weather: Fine, Rail Position: +9m Entire

Section	Overall	1000m	800m	600m	400m	200m
Section Times	1:12.30 [1] (0:14.00)	0:58.30 [5] (0:11.74)	0:46.56 [5] (0:11.85)	0:34.71 [5] (0:11.42)	0:23.29 [5] (0:11.10)	0:12.19 [2] (0:12.19)
Average Speed [km/h]	51.6	61.6	61.7	63.9	64.8	59.0
Top Speed [km/h]	62.9	63.6	63.3	64.8	66.4	62.9
Avg. Dist. to Rail [m]	4.5	3.0	2.6	2.0	4.1	2.3
Avg. Stride Freq. [Hz]	2.3	2.4	2.3	2.4	2.4	2.2
Avg. Stride Length [m]	6.1	7.2	7.4	7.5	7.6	7.3



- [ ] Ranking at each section and finish
- .-.- No data available at this section
- NA No data available



Horse/Jockey Name	Vesper Lynd
Final Rank	2
Fastest Section Time (Section)	0:11.50 (400m)
Top Speed [km/h] (Section)	63.9 (600m)
Race State	Finished



### Sunshine Coast QLD Professional

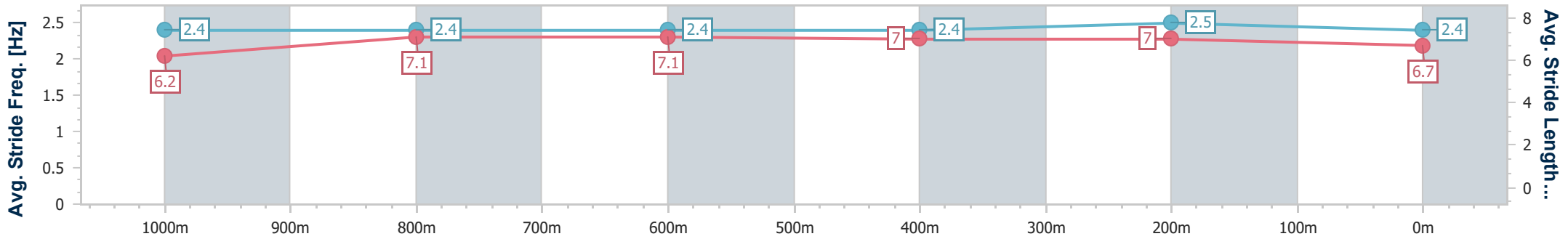
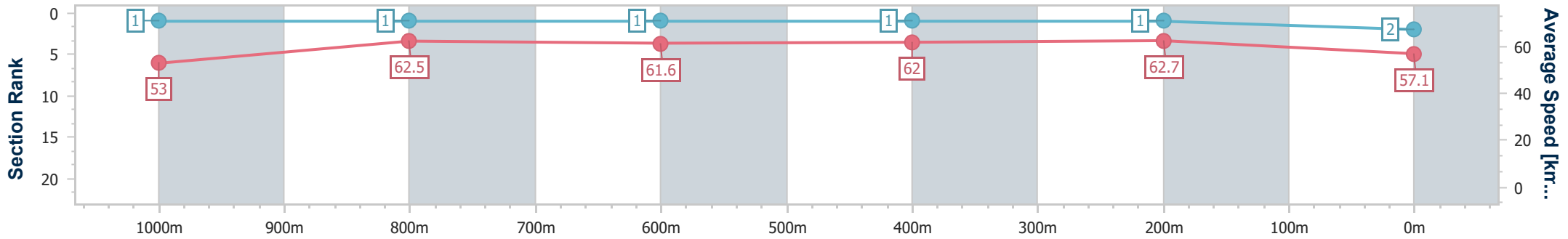
Race 5: Darwalla Group Maiden Plate - 1200m

20 October 2024 - 15:05



Track Rating: Good 4, Weather: Fine, Rail Position: +9m Entire

Section	Overall	1000m	800m	600m	400m	200m
Section Times	1:12.59 [2] (0:13.57)	0:59.02 [1] (0:11.58)	0:47.44 [1] (0:11.78)	0:35.66 [1] (0:11.55)	0:24.11 [1] (0:11.50)	0:12.61 [1] (0:12.61)
Average Speed [km/h]	53.0	62.5	61.6	62.0	62.7	57.1
Top Speed [km/h]	63.3	63.6	63.2	63.9	63.7	60.6
Avg. Dist. to Rail [m]	4.6	2.2	0.9	0.7	1.1	0.9
Avg. Stride Freq. [Hz]	2.4	2.4	2.4	2.4	2.5	2.4
Avg. Stride Length [m]	6.2	7.1	7.1	7.0	7.0	6.7



- [ ] Ranking at each section and finish
- .-.- No data available at this section
- NA No data available



Horse/Jockey Name	Scottville Scooter
Final Rank	3
Fastest Section Time (Section)	0:11.47 (400m)
Top Speed [km/h] (Section)	63.7 (400m)
Race State	Finished



Sunshine Coast QLD Professional

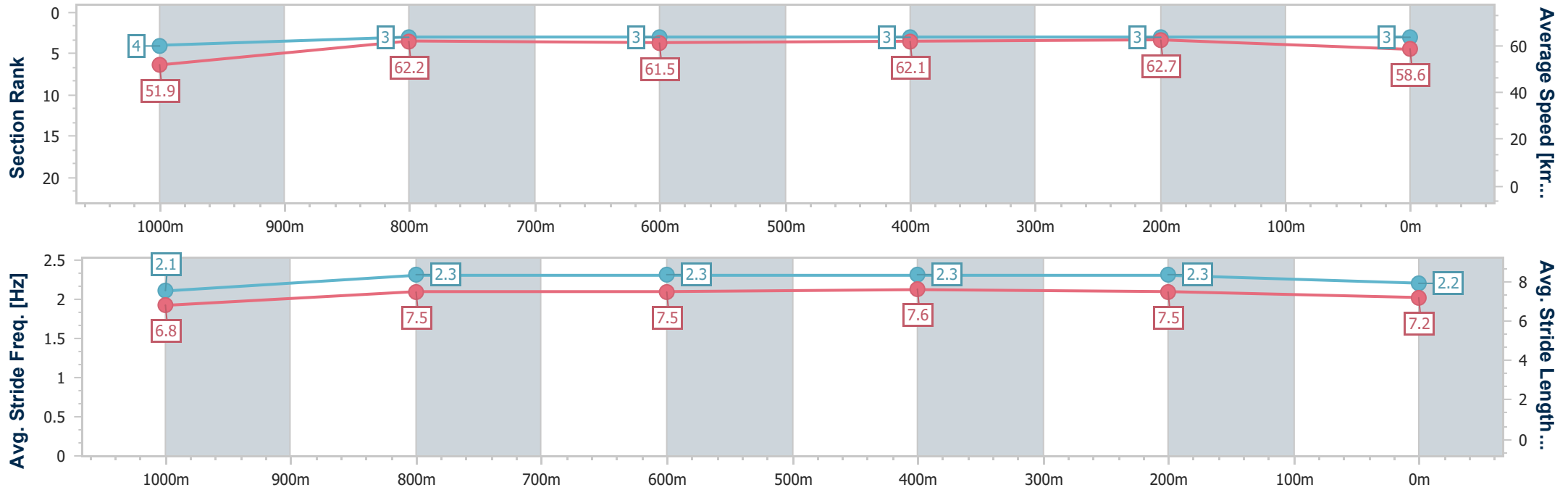
Race 5: Darwalla Group Maiden Plate - 1200m

20 October 2024 - 15:05

Track Rating: Good 4, Weather: Fine, Rail Position: +9m Entire



Section	Overall	1000m	800m	600m	400m	200m
Section Times	1:12.59 [3] (0:13.90)	0:58.69 [4] (0:11.62)	0:47.07 [3] (0:11.74)	0:35.33 [3] (0:11.54)	0:23.79 [3] (0:11.47)	0:12.32 [3] (0:12.32)
Average Speed [km/h]	51.9	62.2	61.5	62.1	62.7	58.6
Top Speed [km/h]	63.5	63.6	63.0	62.5	63.7	61.1
Avg. Dist. to Rail [m]	3.5	1.8	0.6	0.6	0.7	1.1
Avg. Stride Freq. [Hz]	2.1	2.3	2.3	2.3	2.3	2.2
Avg. Stride Length [m]	6.8	7.5	7.5	7.6	7.5	7.2



- [ ] Ranking at each section and finish
- .-.- No data available at this section
- NA No data available



Horse/Jockey Name	Chief In Charge
Final Rank	4
Fastest Section Time (Section)	0:11.18 (400m)
Top Speed [km/h] (Section)	64.9 (600m)
Race State	Finished



Sunshine Coast QLD Professional

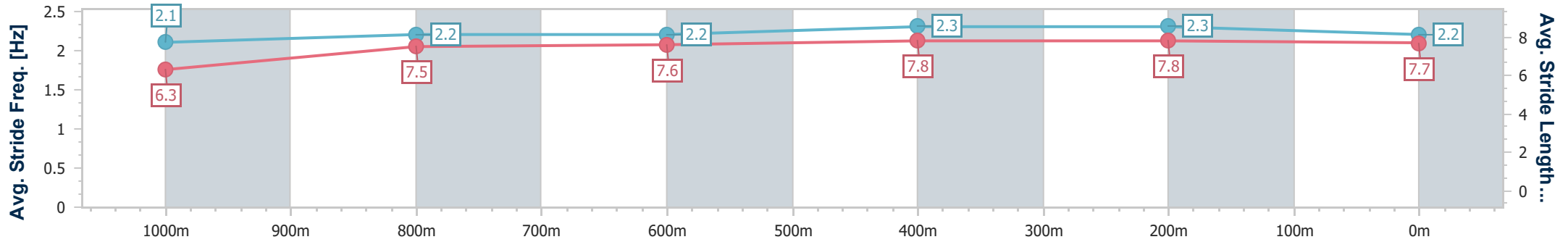
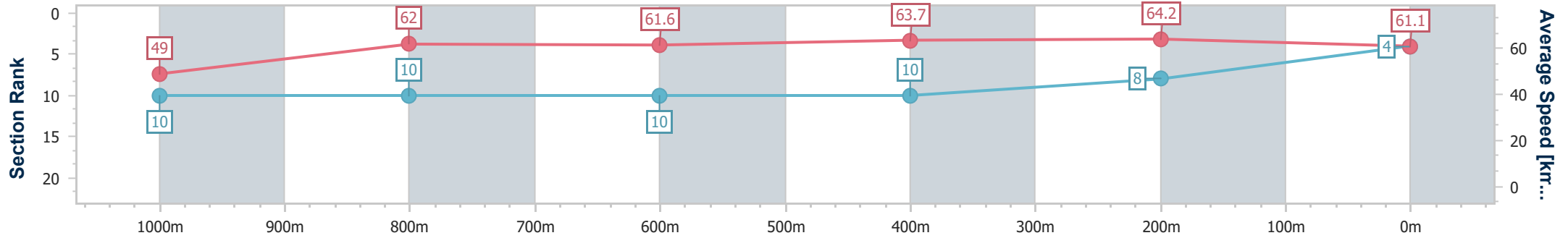
Race 5: Darwalla Group Maiden Plate - 1200m

20 October 2024 - 15:05

Track Rating: Good 4, Weather: Fine, Rail Position: +9m Entire



Section	Overall	1000m	800m	600m	400m	200m
Section Times	1:12.68 [4] (0:14.68)	0:58.00 [10] (0:11.73)	0:46.27 [10] (0:11.85)	0:34.42 [10] (0:11.41)	0:23.01 [10] (0:11.18)	0:11.83 [8] (0:11.83)
Average Speed [km/h]	49.0	62.0	61.6	63.7	64.2	61.1
Top Speed [km/h]	60.7	64.1	63.3	64.9	64.7	63.5
Avg. Dist. to Rail [m]	6.0	3.5	2.5	1.5	2.5	2.1
Avg. Stride Freq. [Hz]	2.1	2.2	2.2	2.3	2.3	2.2
Avg. Stride Length [m]	6.3	7.5	7.6	7.8	7.8	7.7



- [ ] Ranking at each section and finish
- .-.- No data available at this section
- NA No data available



Horse/Jockey Name	Lady Thinkabell
Final Rank	5
Fastest Section Time (Section)	0:11.04 (400m)
Top Speed [km/h] (Section)	66.0 (400m)
Race State	Finished



Sunshine Coast QLD Professional

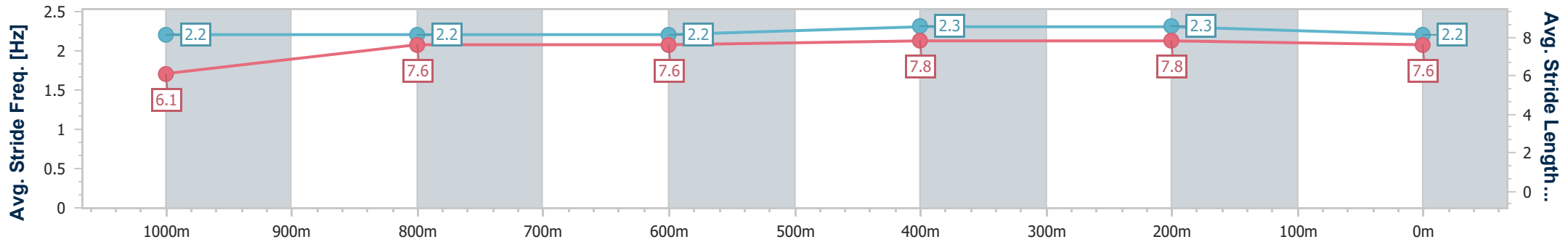
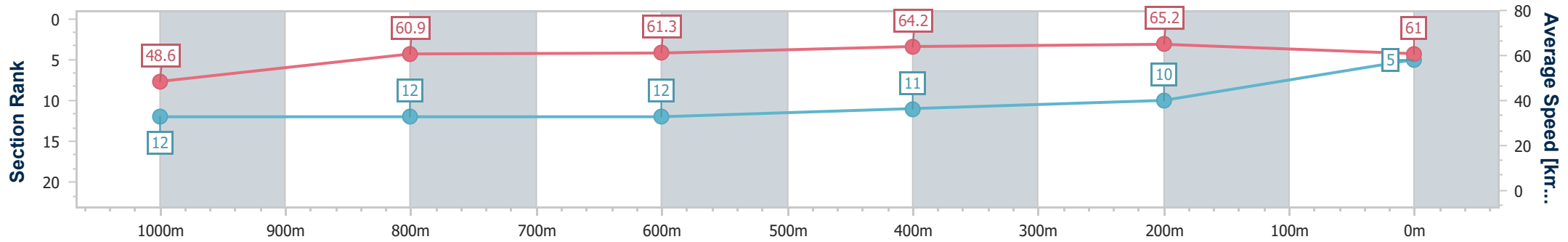
Race 5: Darwalla Group Maiden Plate - 1200m

20 October 2024 - 15:05



Track Rating: Good 4, Weather: Fine, Rail Position: +9m Entire

Section	Overall	1000m	800m	600m	400m	200m
Section Times	1:12.74 [5] (0:14.92)	0:57.82 [12] (0:11.85)	0:45.97 [12] (0:11.86)	0:34.11 [12] (0:11.26)	0:22.85 [11] (0:11.04)	0:11.81 [10] (0:11.81)
Average Speed [km/h]	48.6	60.9	61.3	64.2	65.2	61.0
Top Speed [km/h]	60.8	63.7	63.8	65.2	66.0	63.6
Avg. Dist. to Rail [m]	7.0	2.9	1.6	0.6	0.3	0.3
Avg. Stride Freq. [Hz]	2.2	2.2	2.2	2.3	2.3	2.2
Avg. Stride Length [m]	6.1	7.6	7.6	7.8	7.8	7.6



- [ ] Ranking at each section and finish
- .-.- No data available at this section
- NA No data available



Horse/Jockey Name	Be Friendly
Final Rank	6
Fastest Section Time (Section)	0:11.53 (1000m)
Top Speed [km/h] (Section)	63.9 (1000m)
Race State	Finished



Sunshine Coast QLD Professional

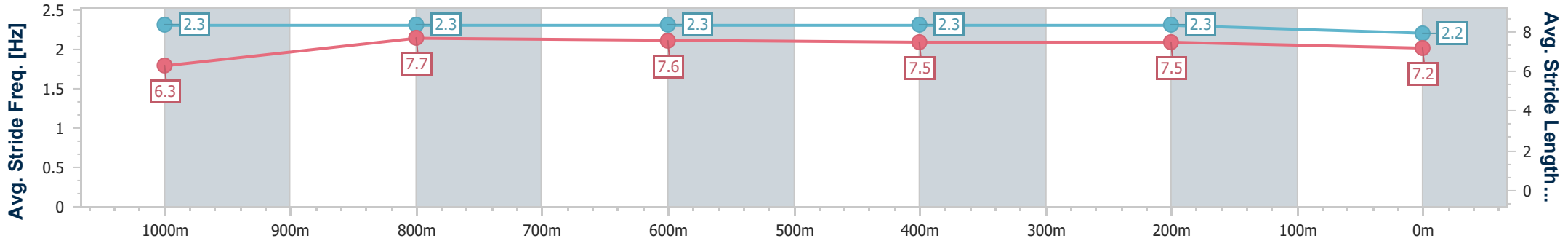
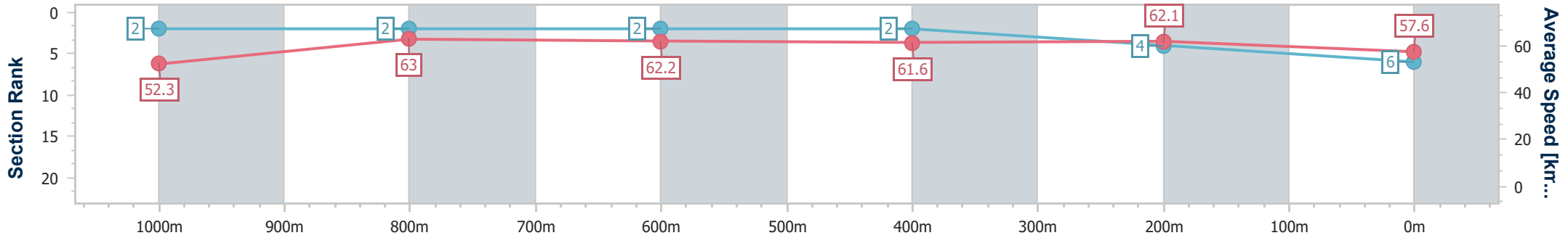
Race 5: Darwalla Group Maiden Plate - 1200m

20 October 2024 - 15:05

Track Rating: Good 4, Weather: Fine, Rail Position: +9m Entire



Section	Overall	1000m	800m	600m	400m	200m
Section Times	1:12.79 [6] (0:13.77)	0:59.02 [2] (0:11.53)	0:47.49 [2] (0:11.65)	0:35.84 [2] (0:11.72)	0:24.12 [2] (0:11.62)	0:12.50 [4] (0:12.50)
Average Speed [km/h]	52.3	63.0	62.2	61.6	62.1	57.6
Top Speed [km/h]	62.9	63.9	62.9	62.9	63.1	60.5
Avg. Dist. to Rail [m]	6.6	2.6	1.3	0.6	2.0	3.3
Avg. Stride Freq. [Hz]	2.3	2.3	2.3	2.3	2.3	2.2
Avg. Stride Length [m]	6.3	7.7	7.6	7.5	7.5	7.2



- [ ] Ranking at each section and finish
- .-.- No data available at this section
- NA No data available





Horse/Jockey Name	Missile Away
Final Rank	7
Fastest Section Time (Section)	0:11.36 (600m)
Top Speed [km/h] (Section)	64.2 (600m)
Race State	Finished



Sunshine Coast QLD Professional

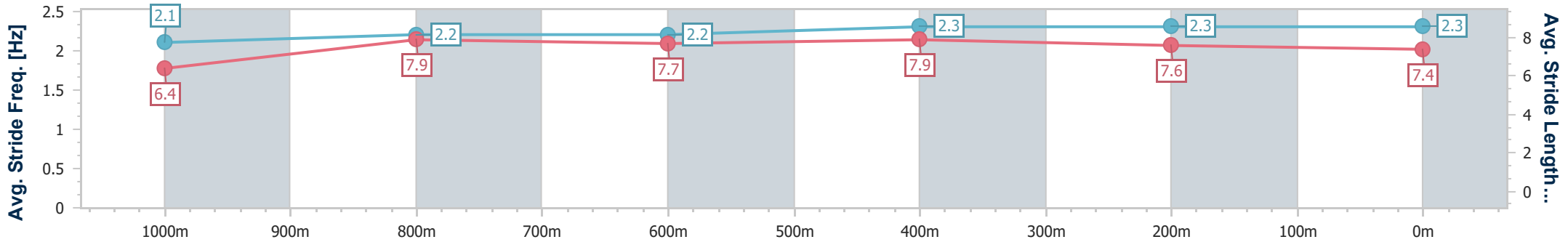
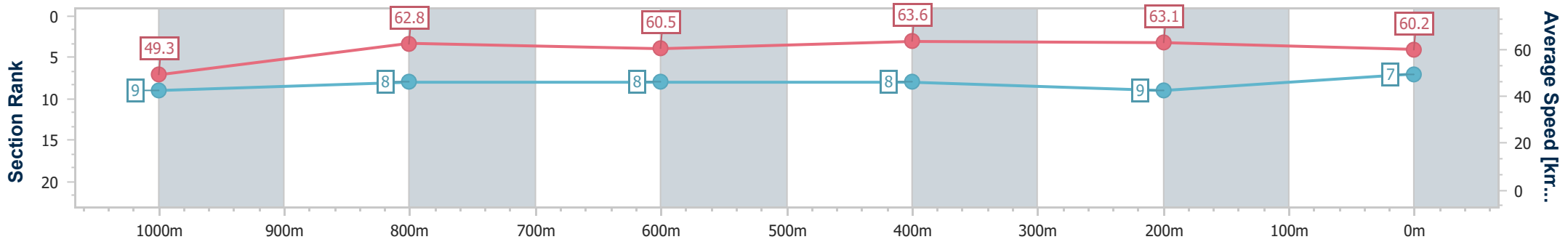
Race 5: Darwalla Group Maiden Plate - 1200m

20 October 2024 - 15:05

Track Rating: Good 4, Weather: Fine, Rail Position: +9m Entire



Section	Overall	1000m	800m	600m	400m	200m
Section Times	1:12.83 [7] (0:14.60)	0:58.23 [9] (0:11.54)	0:46.69 [8] (0:11.98)	0:34.71 [8] (0:11.36)	0:23.35 [8] (0:11.42)	0:11.93 [9] (0:11.93)
Average Speed [km/h]	49.3	62.8	60.5	63.6	63.1	60.2
Top Speed [km/h]	61.6	64.1	63.0	64.2	63.9	62.6
Avg. Dist. to Rail [m]	2.6	2.2	1.5	0.3	1.7	1.0
Avg. Stride Freq. [Hz]	2.1	2.2	2.2	2.3	2.3	2.3
Avg. Stride Length [m]	6.4	7.9	7.7	7.9	7.6	7.4



- [ ] Ranking at each section and finish
- .-.- No data available at this section
- NA No data available



Horse/Jockey Name	Cubans Crown
Final Rank	8
Fastest Section Time (Section)	0:11.36 (400m)
Top Speed [km/h] (Section)	65.4 (400m)
Race State	Finished



### Sunshine Coast QLD Professional

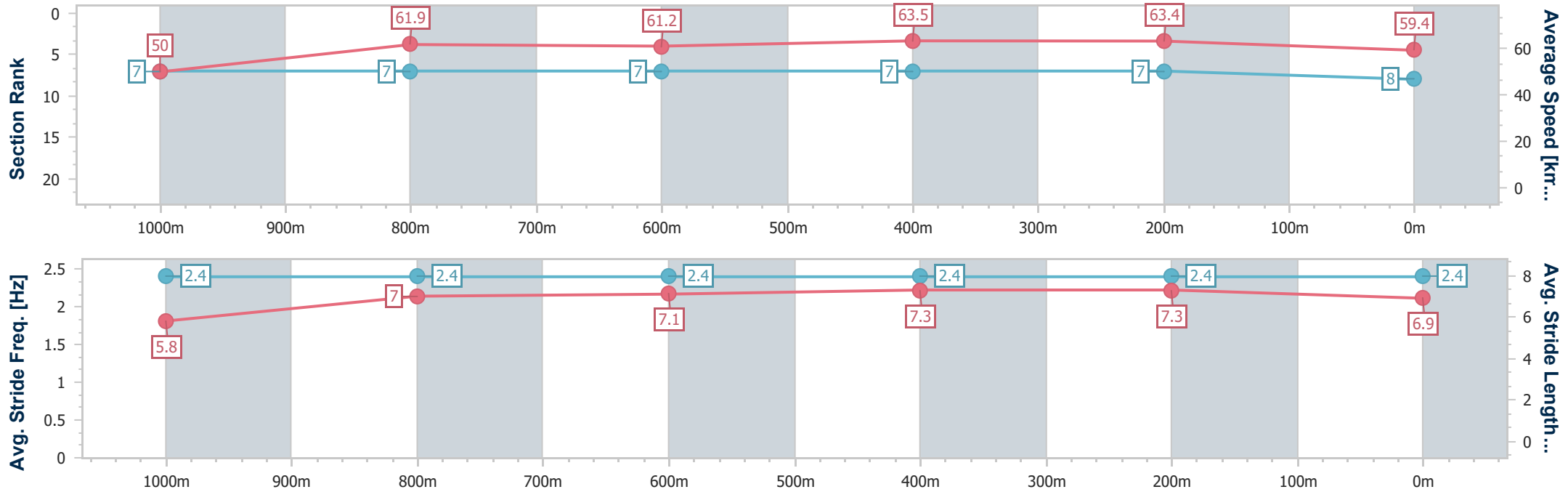
Race 5: Darwalla Group Maiden Plate - 1200m

20 October 2024 - 15:05



Track Rating: Good 4, Weather: Fine, Rail Position: +9m Entire

Section	Overall	1000m	800m	600m	400m	200m
Section Times	1:12.86 [8] (0:14.36)	0:58.50 [7] (0:11.70)	0:46.80 [7] (0:11.87)	0:34.93 [7] (0:11.46)	0:23.47 [7] (0:11.36)	0:12.11 [7] (0:12.11)
Average Speed [km/h]	50.0	61.9	61.2	63.5	63.4	59.4
Top Speed [km/h]	62.1	64.3	63.9	65.1	65.4	62.3
Avg. Dist. to Rail [m]	5.5	2.5	1.3	1.6	4.5	6.0
Avg. Stride Freq. [Hz]	2.4	2.4	2.4	2.4	2.4	2.4
Avg. Stride Length [m]	5.8	7.0	7.1	7.3	7.3	6.9



- [ ] Ranking at each section and finish
- .-.- No data available at this section
- NA No data available



Horse/Jockey Name	Bit Of Grunt
Final Rank	9
Fastest Section Time (Section)	0:11.38 (600m)
Top Speed [km/h] (Section)	66.5 (1000m)
Race State	Finished



Sunshine Coast QLD Professional

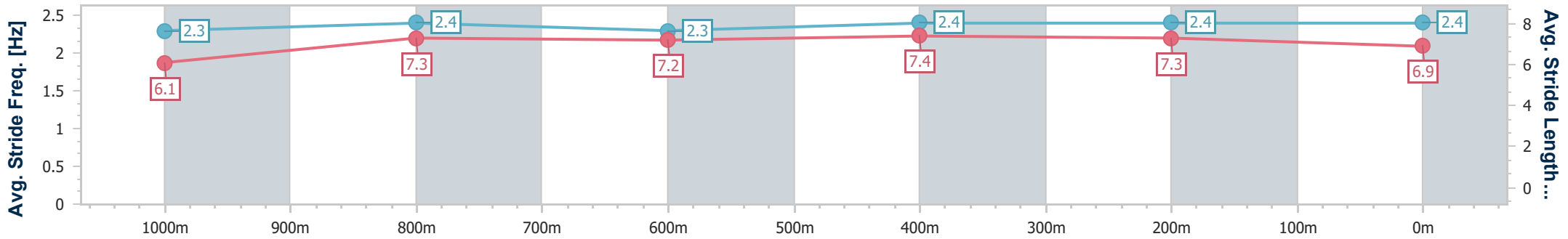
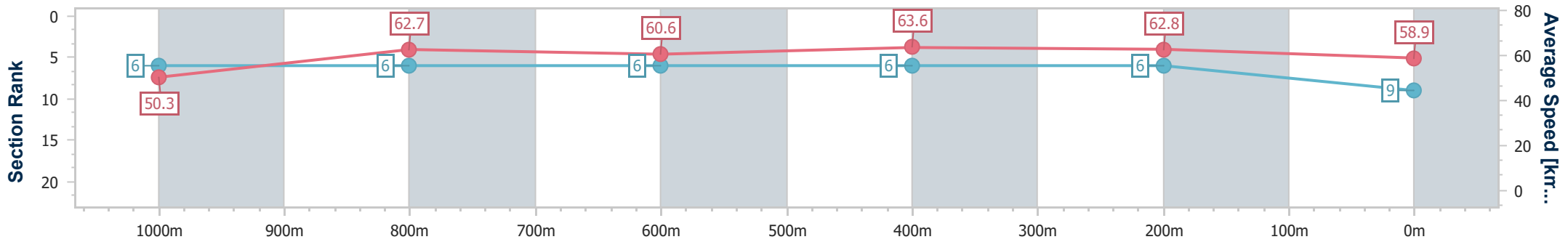
Race 5: Darwalla Group Maiden Plate - 1200m

20 October 2024 - 15:05



Track Rating: Good 4, Weather: Fine, Rail Position: +9m Entire

Section	Overall	1000m	800m	600m	400m	200m
Section Times	1:12.89 [9] (0:14.35)	0:58.54 [6] (0:11.55)	0:46.99 [6] (0:11.94)	0:35.05 [6] (0:11.38)	0:23.67 [6] (0:11.48)	0:12.19 [6] (0:12.19)
Average Speed [km/h]	50.3	62.7	60.6	63.6	62.8	58.9
Top Speed [km/h]	62.5	66.5	63.7	65.2	64.5	61.7
Avg. Dist. to Rail [m]	2.5	2.0	1.6	0.6	2.8	5.3
Avg. Stride Freq. [Hz]	2.3	2.4	2.3	2.4	2.4	2.4
Avg. Stride Length [m]	6.1	7.3	7.2	7.4	7.3	6.9



- [ ] Ranking at each section and finish
- .-.- No data available at this section
- NA No data available



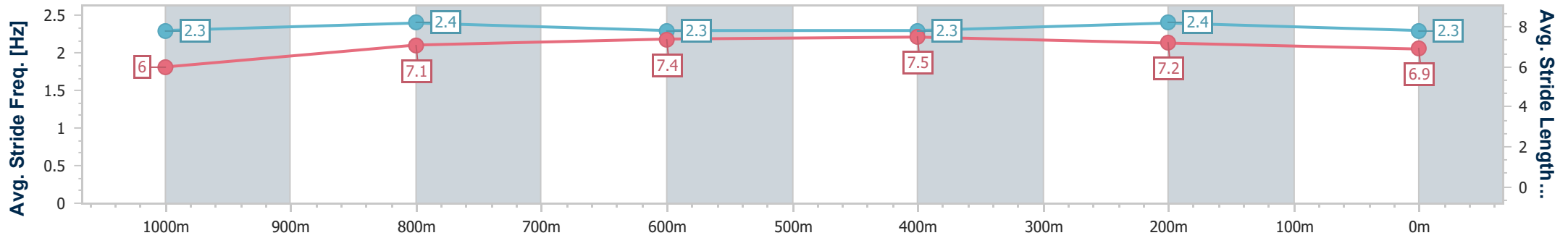
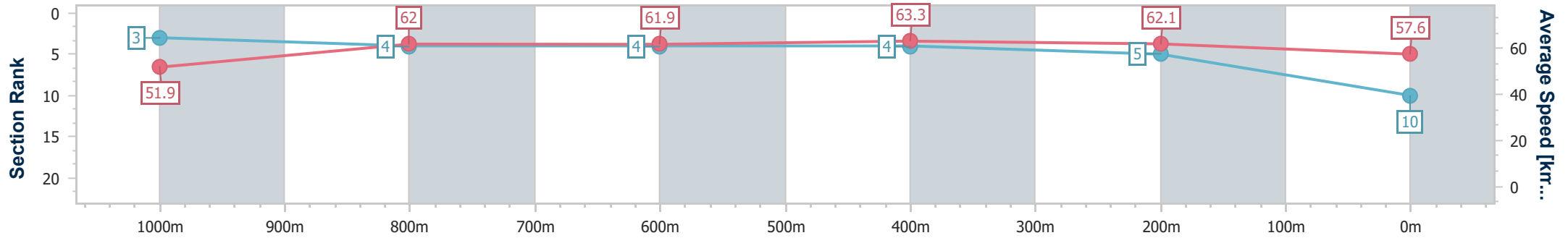
Horse/Jockey Name	He Goes Boom
Final Rank	10
Fastest Section Time (Section)	0:11.58 (600m)
Top Speed [km/h] (Section)	64.7 (600m)
Race State	Finished



Sunshine Coast QLD Professional  
 Race 5: Darwalla Group Maiden Plate - 1200m  
 20 October 2024 - 15:05  
 Track Rating: Good 4, Weather: Fine, Rail Position: +9m Entire



Section	Overall	1000m	800m	600m	400m	200m
Section Times	1:13.05 [10] (0:13.90)	0:59.15 [3] (0:11.73)	0:47.42 [4] (0:11.76)	0:35.66 [4] (0:11.58)	0:24.08 [4] (0:11.58)	0:12.50 [5] (0:12.50)
Average Speed [km/h]	51.9	62.0	61.9	63.3	62.1	57.6
Top Speed [km/h]	64.0	63.6	63.4	64.7	63.9	60.2
Avg. Dist. to Rail [m]	8.7	3.5	2.2	2.9	5.0	5.5
Avg. Stride Freq. [Hz]	2.3	2.4	2.3	2.3	2.4	2.3
Avg. Stride Length [m]	6.0	7.1	7.4	7.5	7.2	6.9



- [ ] Ranking at each section and finish
- .-.- No data available at this section
- NA No data available



Horse/Jockey Name	Pride Of Venus
Final Rank	11
Fastest Section Time (Section)	0:11.33 (400m)
Top Speed [km/h] (Section)	64.6 (400m)
Race State	Finished



### Sunshine Coast QLD Professional

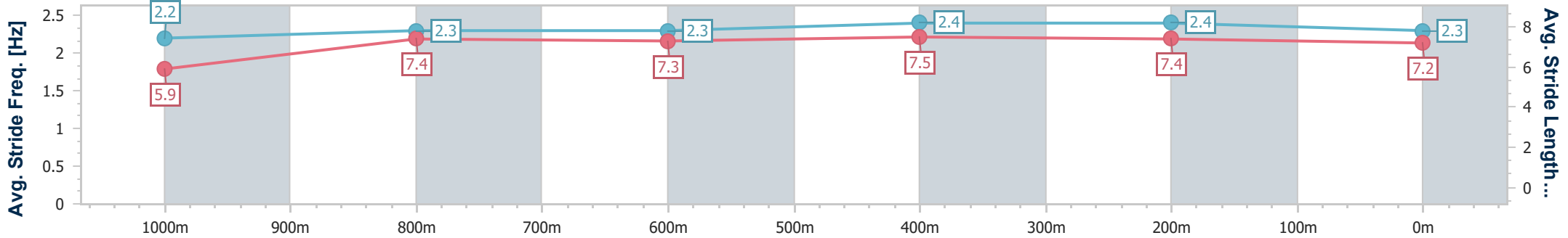
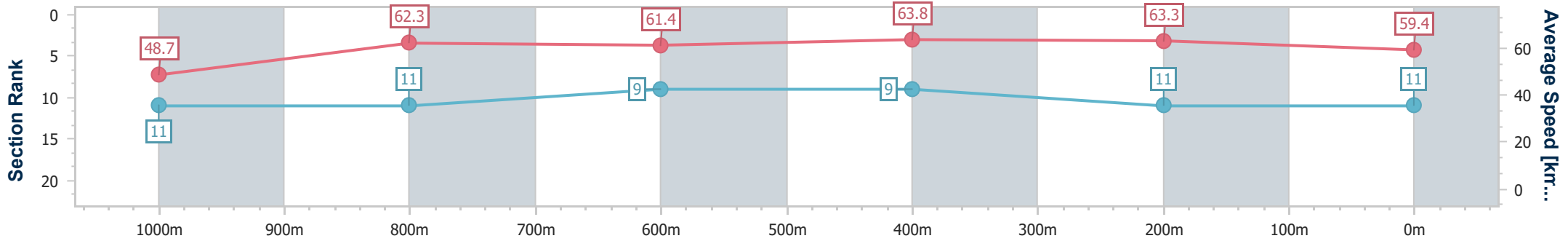
Race 5: Darwalla Group Maiden Plate - 1200m

20 October 2024 - 15:05



Track Rating: Good 4, Weather: Fine, Rail Position: +9m Entire

Section	Overall	1000m	800m	600m	400m	200m
Section Times	1:13.13 [11] (0:14.83)	0:58.30 [11] (0:11.63)	0:46.67 [11] (0:11.79)	0:34.88 [9] (0:11.41)	0:23.47 [9] (0:11.33)	0:12.14 [11] (0:12.14)
Average Speed [km/h]	48.7	62.3	61.4	63.8	63.3	59.4
Top Speed [km/h]	63.4	64.0	64.2	64.3	64.6	62.4
Avg. Dist. to Rail [m]	5.9	2.2	1.4	1.2	1.9	0.8
Avg. Stride Freq. [Hz]	2.2	2.3	2.3	2.4	2.4	2.3
Avg. Stride Length [m]	5.9	7.4	7.3	7.5	7.4	7.2



- [ ] Ranking at each section and finish
- .-.-.- No data available at this section
- NA No data available



Horse/Jockey Name	Eight Cylinders
Final Rank	12
Fastest Section Time (Section)	0:11.32 (400m)
Top Speed [km/h] (Section)	65.8 (400m)
Race State	Finished



Sunshine Coast QLD Professional

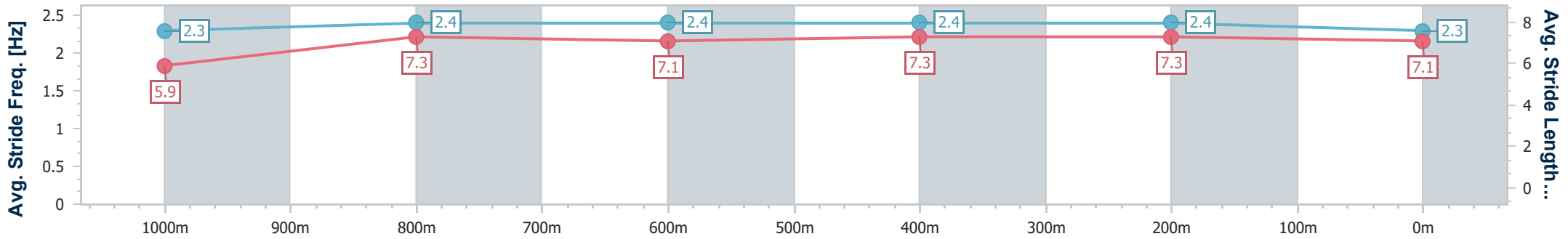
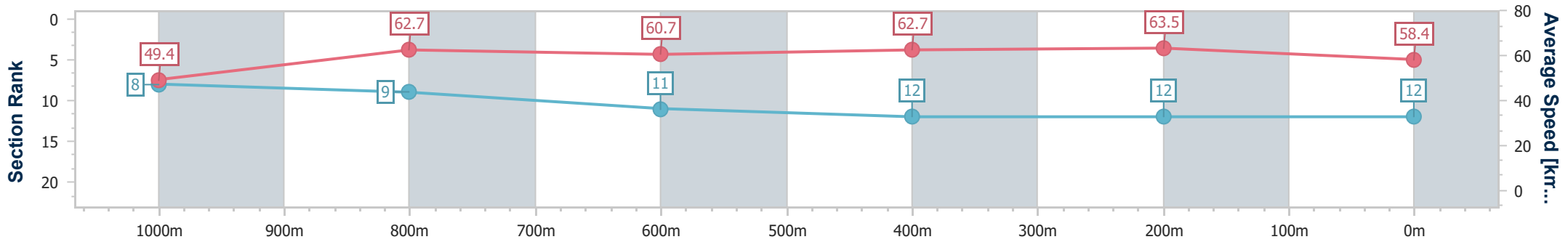
Race 5: Darwalla Group Maiden Plate - 1200m

20 October 2024 - 15:05

Track Rating: Good 4, Weather: Fine, Rail Position: +9m Entire



Section	Overall	1000m	800m	600m	400m	200m
Section Times	1:13.57 [12] (0:14.57)	0:59.00 [8] (0:11.60)	0:47.40 [9] (0:12.12)	0:35.28 [11] (0:11.61)	0:23.67 [12] (0:11.32)	0:12.35 [12] (0:12.35)
Average Speed [km/h]	49.4	62.7	60.7	62.7	63.5	58.4
Top Speed [km/h]	61.0	63.9	62.7	64.9	65.8	62.1
Avg. Dist. to Rail [m]	4.9	3.6	3.2	2.3	4.1	3.9
Avg. Stride Freq. [Hz]	2.3	2.4	2.4	2.4	2.4	2.3
Avg. Stride Length [m]	5.9	7.3	7.1	7.3	7.3	7.1



- [ ] Ranking at each section and finish
- .-.- No data available at this section
- NA No data available