



Sunshine Coast QLD Professional
Race 1: Rotary Australia Repurposing Equipment QTIS Three-Year-Old
BENCHMARK 65 Handicap - 1000m
20 October 2024 - 12:40



Track Rating: Good 4, Weather: Fine, Rail Position: +9m Entire

Section											Last 600m	
Field Times		Overall	800m	600m	400m	200m						0:33.86
		0:58.20 (0:13.43)	0:44.77 (0:10.91)	0:33.86 (0:11.14)	0:22.72 (0:11.06)	0:11.66 (0:11.66)						
Rank	TAB Horse/Jockey	Barrier	Top Speed [km/h]	Fastest Section						Margin		Distance Travelled [m]
1	4 MISHANI EGO Georgina Cartwright	5	68.5 800m	0:10.89 400m	0:58.20 [1] (0:13.63)	0:44.57 [3] (0:10.92)	0:33.65 [3] (0:11.13)	0:22.52 [3] (0:10.89)	0:11.63 [3] (0:11.63)	0:58.20	0:33.65	
2	1 MISHANI ROCK Jasper Franklin	3	67.8 Overall	0:10.96 400m	0:58.26 [2] (0:13.66)	0:44.60 [4] (0:10.97)	0:33.63 [4] (0:11.12)	0:22.51 [5] (0:10.96)	0:11.55 [5] (0:11.55)	0.2L	0:33.63	-3
3	5 STEP ALONG Minonette Kennedy	2	67.0 800m	0:10.91 800m	0:58.31 [3] (0:13.43)	0:44.88 [1] (0:10.91)	0:33.97 [1] (0:11.14)	0:22.83 [1] (0:11.06)	0:11.77 [1] (0:11.77)	0.4L	0:33.97	+0
4	2 BLANTONS RUN Mark Du Plessis	6	67.4 400m	0:10.83 400m	0:58.33 [4] (0:13.95)	0:44.38 [6] (0:10.96)	0:33.42 [6] (0:11.04)	0:22.38 [6] (0:10.83)	0:11.55 [6] (0:11.55)	0.5L	0:33.42	-1
5	6 BLIND DESIRE Angela Jones	1	67.1 800m	0:10.94 400m	0:58.40 [5] (0:13.43)	0:44.97 [2] (0:11.01)	0:33.96 [2] (0:11.16)	0:22.80 [2] (0:10.94)	0:11.86 [2] (0:11.86)	0.8L	0:33.96	+1
6	3 CARRAVILLA Samantha Collett	4	68.8 Overall	0:10.94 400m	0:58.46 [6] (0:13.68)	0:44.78 [5] (0:10.95)	0:33.83 [5] (0:11.09)	0:22.74 [4] (0:10.94)	0:11.80 [4] (0:11.80)	1L	0:33.83	+1

[] Ranking at each section and finish
 -:-:-:- No data available at this section
 NA No data available

SCN Saddle cloth number
 DNF Did not finish
 DNT Did not track



Horse/Jockey Name	Mishani Ego
Final Rank	1
Fastest Section Time (Section)	0:10.89 (400m)
Top Speed [km/h] (Section)	68.5 (800m)
Race State	Finished



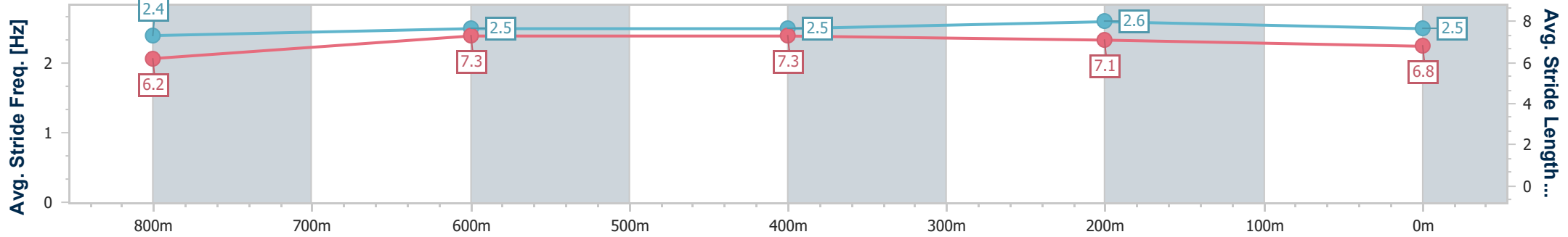
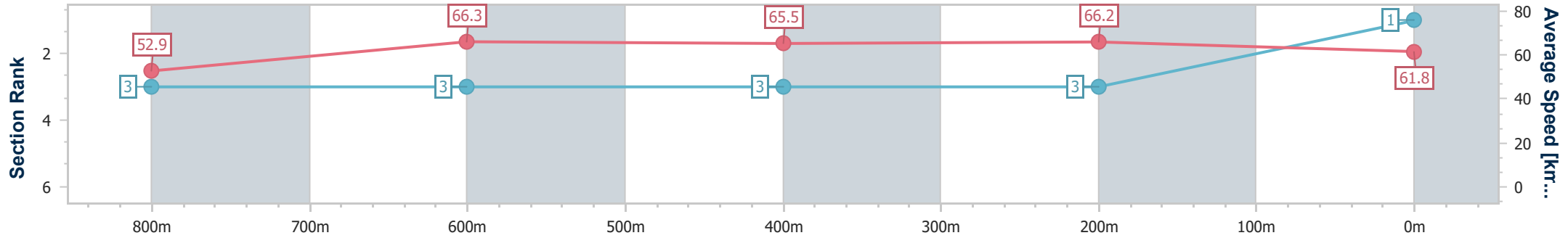
Sunshine Coast QLD Professional
 Race 1: Rotary Australia Repurposing Equipment QTIS Three-Year-Old BENCHMARK 65 Handicap - 1000m



20 October 2024 - 12:40

Track Rating: Good 4, Weather: Fine, Rail Position: +9m Entire

Section	Overall	800m	600m	400m	200m
Section Times	0:58.20 [1] (0:13.63)	0:44.57 [3] (0:10.92)	0:33.65 [3] (0:11.13)	0:22.52 [3] (0:10.89)	0:11.63 [3] (0:11.63)
Average Speed [km/h]	52.9	66.3	65.5	66.2	61.8
Top Speed [km/h]	68.5	68.5	66.3	67.0	63.9
Avg. Dist. to Rail [m]	5.3	2.3	1.8	2.8	2.0
Avg. Stride Freq. [Hz]	2.4	2.5	2.5	2.6	2.5
Avg. Stride Length [m]	6.2	7.3	7.3	7.1	6.8



- [] Ranking at each section and finish
- .-.- No data available at this section
- NA No data available



Horse/Jockey Name	Mishani Rock
Final Rank	2
Fastest Section Time (Section)	0:10.96 (400m)
Top Speed [km/h] (Section)	67.8 (Overall)
Race State	Finished



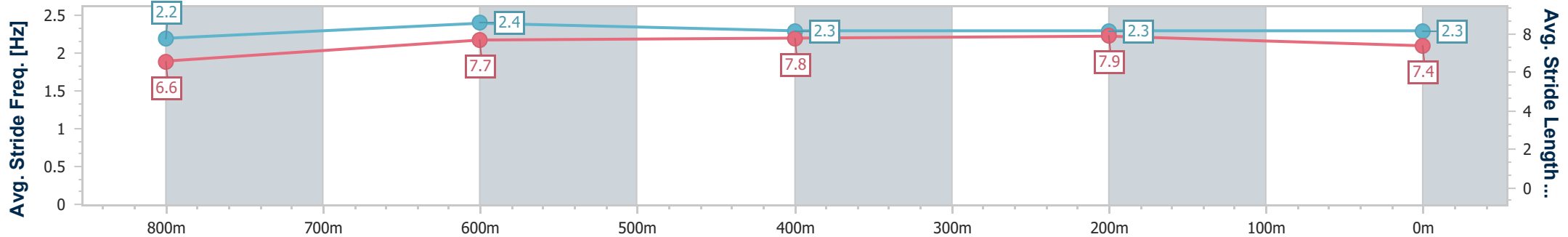
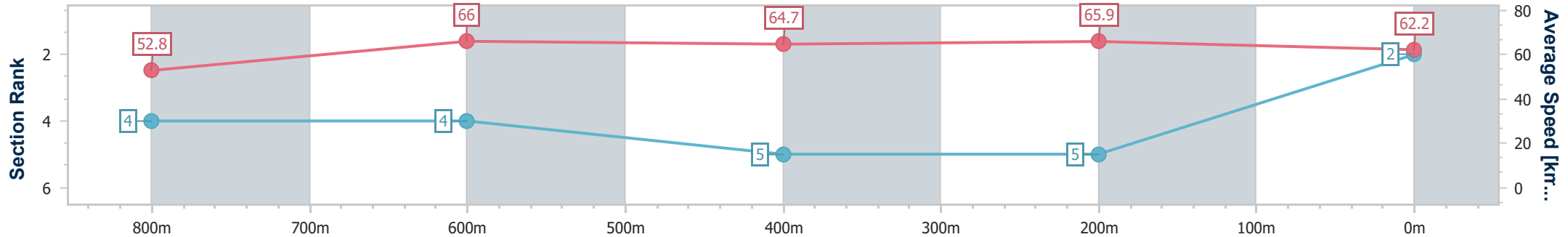
Sunshine Coast QLD Professional
 Race 1: Rotary Australia Repurposing Equipment QTIS Three-Year-Old BENCHMARK 65 Handicap - 1000m



20 October 2024 - 12:40

Track Rating: Good 4, Weather: Fine, Rail Position: +9m Entire

Section	Overall	800m	600m	400m	200m
Section Times	0:58.26 [2] (0:13.66)	0:44.60 [4] (0:10.97)	0:33.63 [4] (0:11.12)	0:22.51 [5] (0:10.96)	0:11.55 [5] (0:11.55)
Average Speed [km/h]	52.8	66.0	64.7	65.9	62.2
Top Speed [km/h]	67.8	67.2	66.3	66.6	66.5
Avg. Dist. to Rail [m]	2.8	1.8	0.4	0.8	0.9
Avg. Stride Freq. [Hz]	2.2	2.4	2.3	2.3	2.3
Avg. Stride Length [m]	6.6	7.7	7.8	7.9	7.4



- [] Ranking at each section and finish
- .-.- No data available at this section
- NA No data available



Horse/Jockey Name	Step Along
Final Rank	3
Fastest Section Time (Section)	0:10.91 (800m)
Top Speed [km/h] (Section)	67.0 (800m)
Race State	Finished



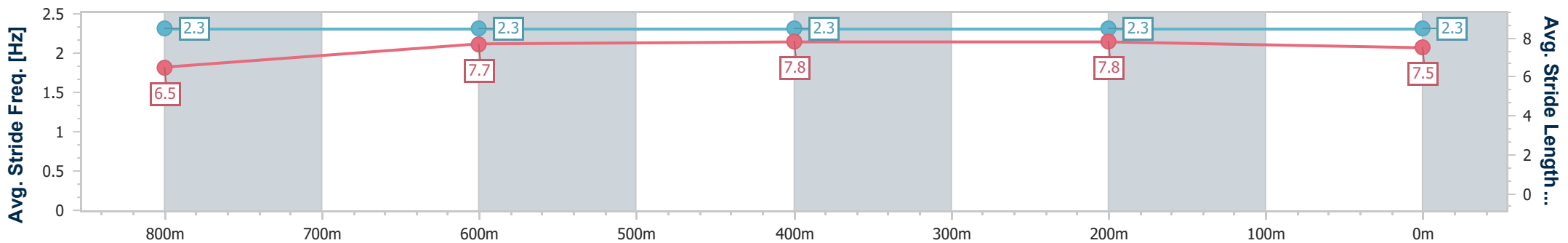
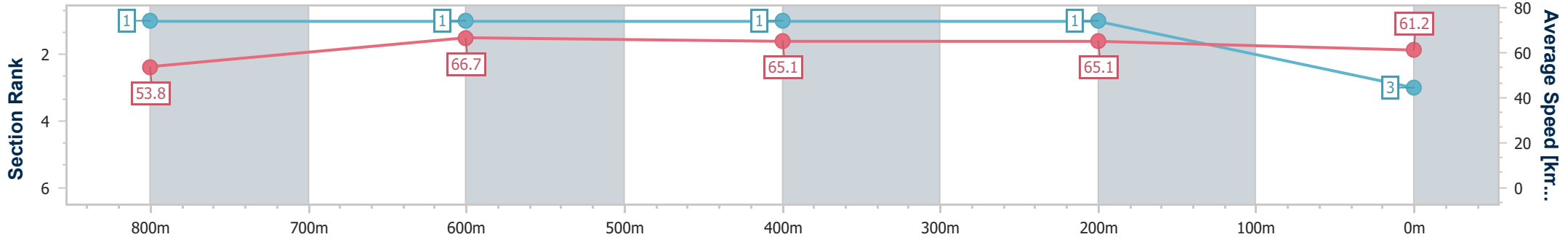
Sunshine Coast QLD Professional
 Race 1: Rotary Australia Repurposing Equipment QTIS Three-Year-Old BENCHMARK 65 Handicap - 1000m



20 October 2024 - 12:40

Track Rating: Good 4, Weather: Fine, Rail Position: +9m Entire

Section	Overall	800m	600m	400m	200m
Section Times	0:58.31 [3] (0:13.43)	0:44.88 [1] (0:10.91)	0:33.97 [1] (0:11.14)	0:22.83 [1] (0:11.06)	0:11.77 [1] (0:11.77)
Average Speed [km/h]	53.8	66.7	65.1	65.1	61.2
Top Speed [km/h]	67.0	67.0	65.9	66.0	63.9
Avg. Dist. to Rail [m]	3.4	2.4	1.6	2.3	2.2
Avg. Stride Freq. [Hz]	2.3	2.3	2.3	2.3	2.3
Avg. Stride Length [m]	6.5	7.7	7.8	7.8	7.5



- [] Ranking at each section and finish
- .-.- No data available at this section
- NA No data available



Horse/Jockey Name	Blantons Run
Final Rank	4
Fastest Section Time (Section)	0:10.83 (400m)
Top Speed [km/h] (Section)	67.4 (400m)
Race State	Finished



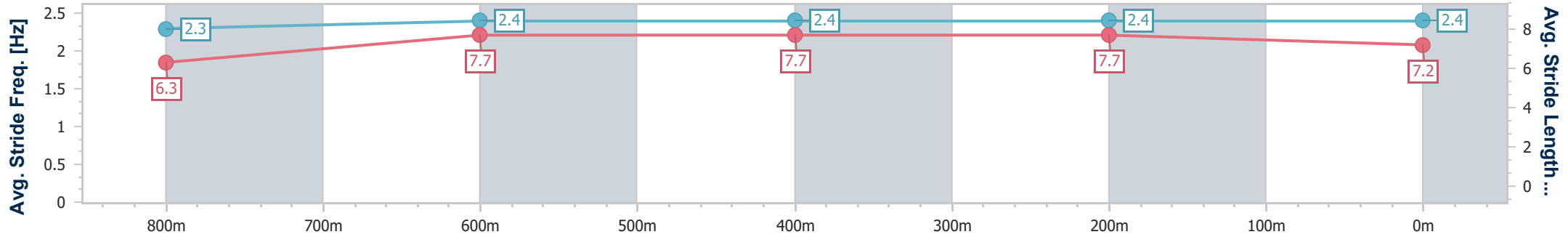
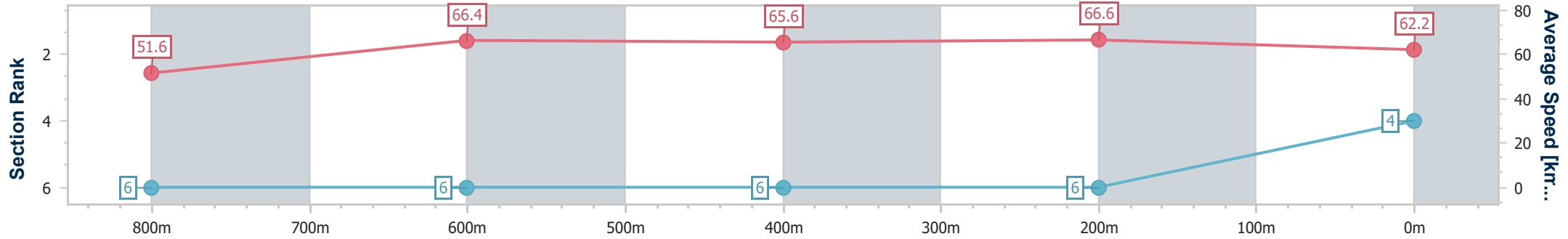
Sunshine Coast QLD Professional
 Race 1: Rotary Australia Repurposing Equipment QTIS Three-Year-Old BENCHMARK 65 Handicap - 1000m



20 October 2024 - 12:40

Track Rating: Good 4, Weather: Fine, Rail Position: +9m Entire

Section	Overall	800m	600m	400m	200m
Section Times	0:58.33 [4] (0:13.95)	0:44.38 [6] (0:10.96)	0:33.42 [6] (0:11.04)	0:22.38 [6] (0:10.83)	0:11.55 [6] (0:11.55)
Average Speed [km/h]	51.6	66.4	65.6	66.6	62.2
Top Speed [km/h]	66.5	67.3	66.4	67.4	65.6
Avg. Dist. to Rail [m]	6.1	2.5	1.1	3.9	5.7
Avg. Stride Freq. [Hz]	2.3	2.4	2.4	2.4	2.4
Avg. Stride Length [m]	6.3	7.7	7.7	7.7	7.2



- [] Ranking at each section and finish
- .-.- No data available at this section
- NA No data available



Horse/Jockey Name	Blind Desire
Final Rank	5
Fastest Section Time (Section)	0:10.94 (400m)
Top Speed [km/h] (Section)	67.1 (800m)
Race State	Finished



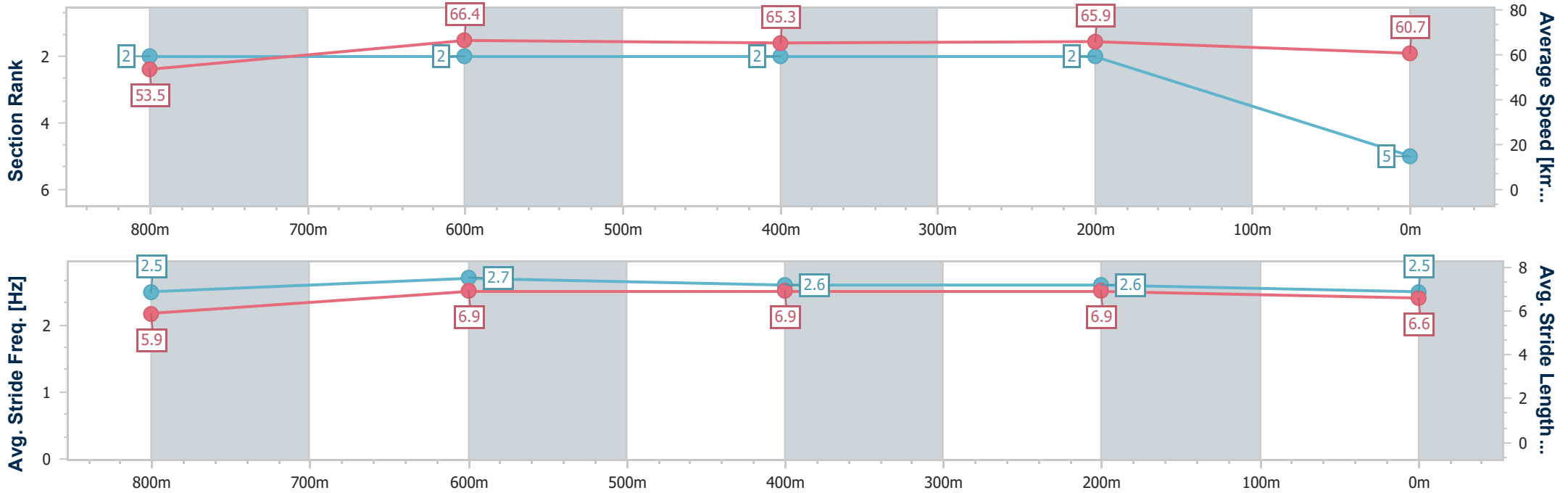
Sunshine Coast QLD Professional
 Race 1: Rotary Australia Repurposing Equipment QTIS Three-Year-Old BENCHMARK 65 Handicap - 1000m



20 October 2024 - 12:40

Track Rating: Good 4, Weather: Fine, Rail Position: +9m Entire

Section	Overall	800m	600m	400m	200m
Section Times	0:58.40 [5] (0:13.43)	0:44.97 [2] (0:11.01)	0:33.96 [2] (0:11.16)	0:22.80 [2] (0:10.94)	0:11.86 [2] (0:11.86)
Average Speed [km/h]	53.5	66.4	65.3	65.9	60.7
Top Speed [km/h]	66.8	67.1	66.5	66.7	65.4
Avg. Dist. to Rail [m]	2.5	3.0	2.6	2.1	0.9
Avg. Stride Freq. [Hz]	2.5	2.7	2.6	2.6	2.5
Avg. Stride Length [m]	5.9	6.9	6.9	6.9	6.6



- [] Ranking at each section and finish
- .-.- No data available at this section
- NA No data available



Horse/Jockey Name	Carravilla
Final Rank	6
Fastest Section Time (Section)	0:10.94 (400m)
Top Speed [km/h] (Section)	68.8 (Overall)
Race State	Finished



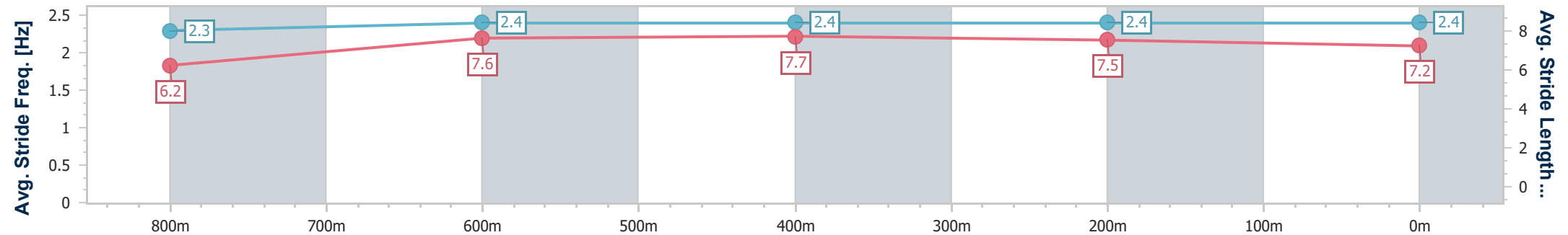
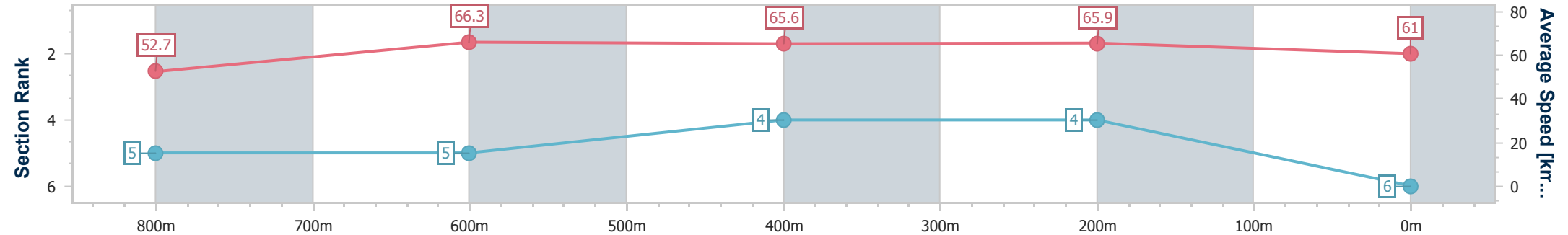
Sunshine Coast QLD Professional
 Race 1: Rotary Australia Repurposing Equipment QTIS Three-Year-Old BENCHMARK 65 Handicap - 1000m



20 October 2024 - 12:40

Track Rating: Good 4, Weather: Fine, Rail Position: +9m Entire

Section	Overall	800m	600m	400m	200m
Section Times	0:58.46 [6] (0:13.68)	0:44.78 [5] (0:10.95)	0:33.83 [5] (0:11.09)	0:22.74 [4] (0:10.94)	0:11.80 [4] (0:11.80)
Average Speed [km/h]	52.7	66.3	65.6	65.9	61.0
Top Speed [km/h]	68.8	68.3	66.4	66.6	64.2
Avg. Dist. to Rail [m]	4.1	2.6	1.9	4.0	4.5
Avg. Stride Freq. [Hz]	2.3	2.4	2.4	2.4	2.4
Avg. Stride Length [m]	6.2	7.6	7.7	7.5	7.2



- [] Ranking at each section and finish
- .-.- No data available at this section
- NA No data available



Sunshine Coast QLD Professional
Race 2: RAWCS QTIS Two-Years-Old Maiden Plate - 1000m
 20 October 2024 - 13:15



Track Rating: Good 4, Weather: Fine, Rail Position: +9m Entire

Section		Overall									Last 600m		
Field Times		0:59.02 (0:13.40)									0:34.59		
		800m			600m		400m		200m				
		0:45.62 (0:11.03)			0:34.59 (0:11.32)		0:23.27 (0:11.10)		0:12.17 (0:12.17)				
Rank	TAB	Horse/Jockey	Barrier	Top Speed [km/h]	Fastest Section	Margin							Distance Travelled [m]
1	1	LUVA FLUTTA James Orman	1	67.6 800m	0:11.02 800m	0:59.02 [1] (0:13.42)	0:45.60 [2] (0:11.02)	0:34.58 [2] (0:11.35)	0:23.23 [2] (0:11.06)	0:12.17 [1] (0:12.17)	0:59.02	0:34.58	
2	7	MISHANI VELOCITY Georgina Cartwright	2	67.9 800m	0:11.03 800m	0:59.38 [2] (0:13.40)	0:45.98 [1] (0:11.03)	0:34.95 [1] (0:11.32)	0:23.63 [1] (0:11.14)	0:12.49 [2] (0:12.49)	2L	0:34.95	+2
3	5	ANGEL'S TRUMPET Nathan Thomas	5	69.1 Overall	0:11.10 800m	1:00.08 [3] (0:13.58)	0:46.50 [3] (0:11.10)	0:35.40 [4] (0:11.58)	0:23.82 [4] (0:11.37)	0:12.45 [4] (0:12.45)	6L	0:35.40	+3
4	2	SON OF A LIE Mark Du Plessis	4	67.4 800m	0:11.06 800m	1:00.38 [4] (0:13.82)	0:46.56 [6] (0:11.06)	0:35.50 [5] (0:11.46)	0:24.04 [5] (0:11.42)	0:12.62 [5] (0:12.62)	7.8L	0:35.50	+1
5	8	SECURE BELL Minonette Kennedy	3	69.9 800m	0:10.96 800m	1:00.57 [5] (0:13.69)	0:46.88 [4] (0:10.96)	0:35.92 [3] (0:11.37)	0:24.55 [3] (0:11.56)	0:12.99 [3] (0:12.99)	8.8L	0:35.92	+0
6	3	TARONG Dale Smith	6	67.6 800m	0:11.27 800m	1:01.42 [6] (0:13.82)	0:47.60 [5] (0:11.27)	0:36.33 [6] (0:11.64)	0:24.69 [6] (0:11.73)	0:12.96 [6] (0:12.96)	13.8L	0:36.33	+5

Scratched: Turbo Torque (#4), Lovebug (#6), Tinkerbella (#9)

[] Ranking at each section and finish
 -:-:- No data available at this section
 NA No data available

SCN Saddle cloth number
 DNF Did not finish
 DNT Did not track



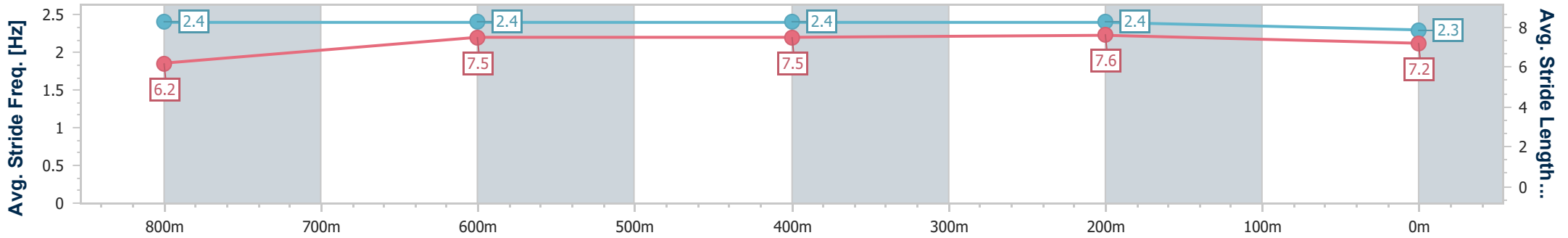
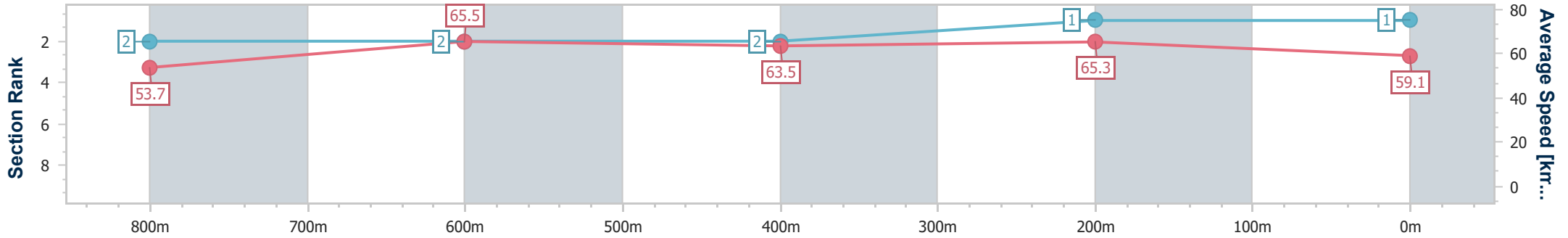
Horse/Jockey Name	Luva Flutta
Final Rank	1
Fastest Section Time (Section)	0:11.02 (800m)
Top Speed [km/h] (Section)	67.6 (800m)
Race State	Finished



Sunshine Coast QLD Professional
 Race 2: RAWCS QTIS Two-Years-Old Maiden Plate - 1000m
 20 October 2024 - 13:15
 Track Rating: Good 4, Weather: Fine, Rail Position: +9m Entire



Section	Overall	800m	600m	400m	200m
Section Times	0:59.02 [1] (0:13.42)	0:45.60 [2] (0:11.02)	0:34.58 [2] (0:11.35)	0:23.23 [2] (0:11.06)	0:12.17 [1] (0:12.17)
Average Speed [km/h]	53.7	65.5	63.5	65.3	59.1
Top Speed [km/h]	67.5	67.6	65.1	65.9	64.3
Avg. Dist. to Rail [m]	2.6	1.5	0.2	0.7	1.0
Avg. Stride Freq. [Hz]	2.4	2.4	2.4	2.4	2.3
Avg. Stride Length [m]	6.2	7.5	7.5	7.6	7.2



- [] Ranking at each section and finish
- .-.- No data available at this section
- NA No data available



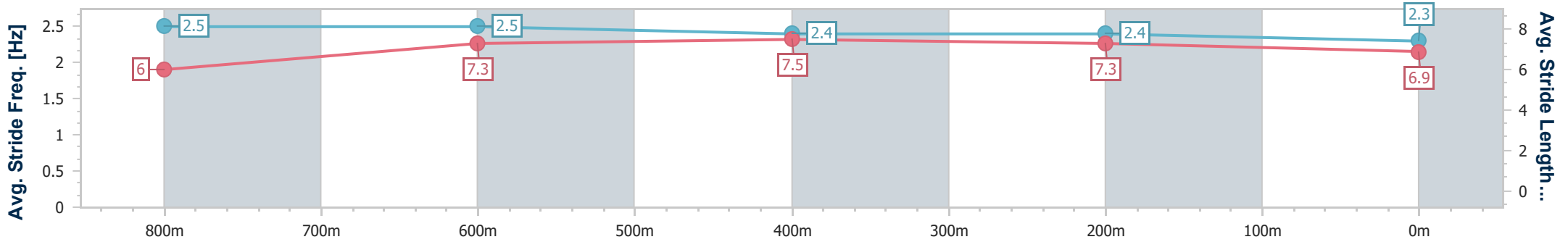
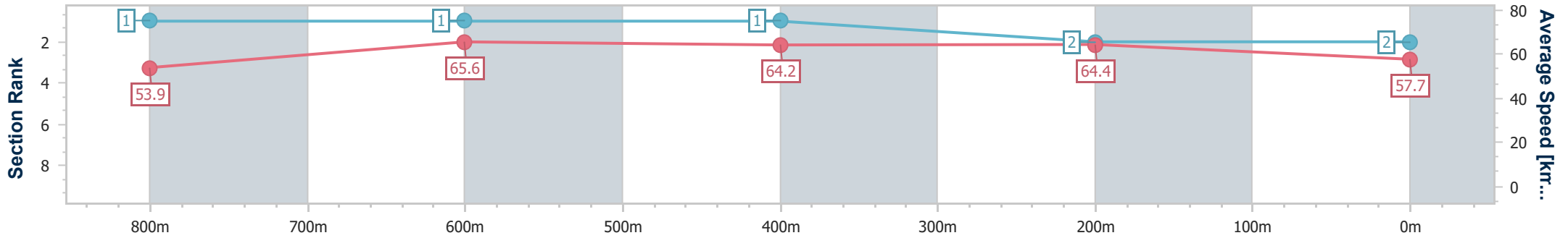
Horse/Jockey Name	Mishani Velocity
Final Rank	2
Fastest Section Time (Section)	0:11.03 (800m)
Top Speed [km/h] (Section)	67.9 (800m)
Race State	Finished



Sunshine Coast QLD Professional
 Race 2: RAWCS QTIS Two-Years-Old Maiden Plate - 1000m
 20 October 2024 - 13:15
 Track Rating: Good 4, Weather: Fine, Rail Position: +9m Entire



Section	Overall	800m	600m	400m	200m
Section Times	0:59.38 [2] (0:13.40)	0:45.98 [1] (0:11.03)	0:34.95 [1] (0:11.32)	0:23.63 [1] (0:11.14)	0:12.49 [2] (0:12.49)
Average Speed [km/h]	53.9	65.6	64.2	64.4	57.7
Top Speed [km/h]	67.6	67.9	65.0	66.0	62.8
Avg. Dist. to Rail [m]	3.7	2.1	1.1	1.6	2.1
Avg. Stride Freq. [Hz]	2.5	2.5	2.4	2.4	2.3
Avg. Stride Length [m]	6.0	7.3	7.5	7.3	6.9



- [] Ranking at each section and finish
- .-.- No data available at this section
- NA No data available



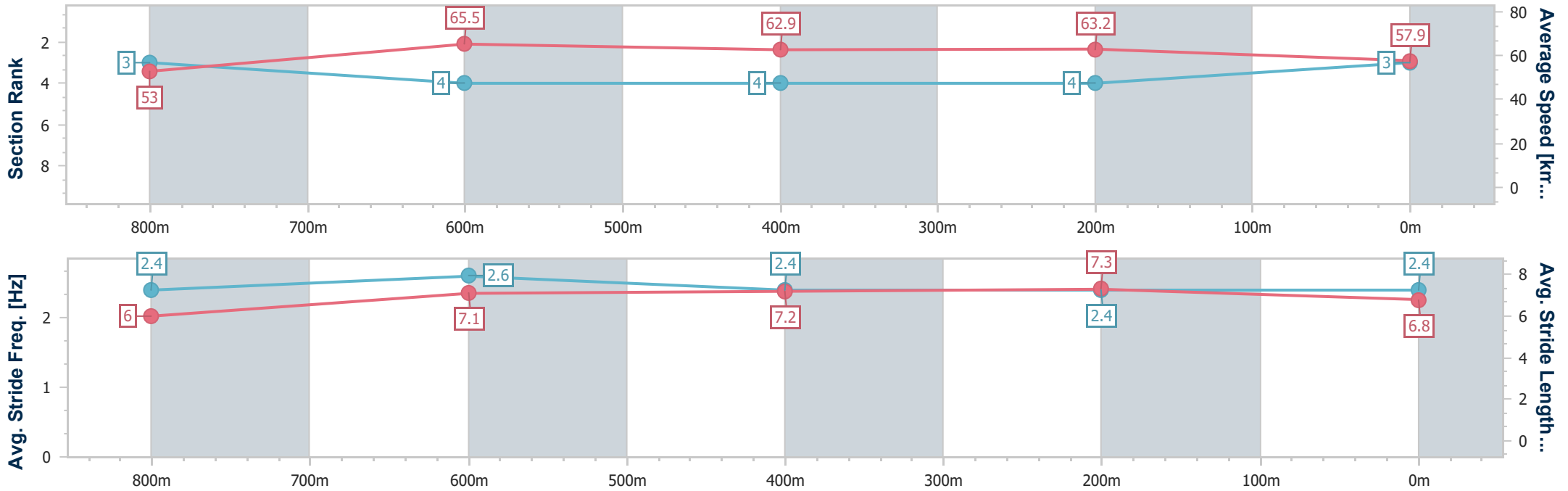
Horse/Jockey Name	Angel's Trumpet
Final Rank	3
Fastest Section Time (Section)	0:11.10 (800m)
Top Speed [km/h] (Section)	69.1 (Overall)
Race State	Finished



Sunshine Coast QLD Professional
 Race 2: RAWCS QTIS Two-Years-Old Maiden Plate - 1000m
 20 October 2024 - 13:15
 Track Rating: Good 4, Weather: Fine, Rail Position: +9m Entire



Section	Overall	800m	600m	400m	200m
Section Times	1:00.08 [3] (0:13.58)	0:46.50 [3] (0:11.10)	0:35.40 [4] (0:11.58)	0:23.82 [4] (0:11.37)	0:12.45 [4] (0:12.45)
Average Speed [km/h]	53.0	65.5	62.9	63.2	57.9
Top Speed [km/h]	69.1	68.4	63.6	63.9	61.9
Avg. Dist. to Rail [m]	4.6	2.5	1.7	2.6	3.0
Avg. Stride Freq. [Hz]	2.4	2.6	2.4	2.4	2.4
Avg. Stride Length [m]	6.0	7.1	7.2	7.3	6.8



- [] Ranking at each section and finish
- .-.- No data available at this section
- NA No data available



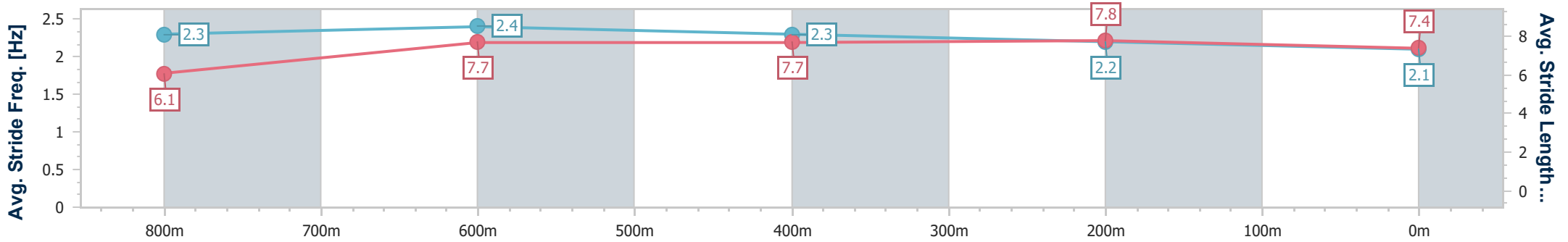
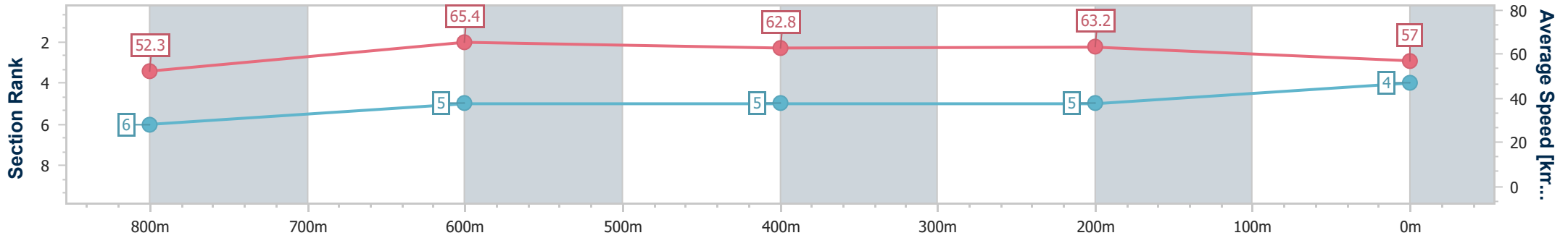
Horse/Jockey Name	Son Of A Lie
Final Rank	4
Fastest Section Time (Section)	0:11.06 (800m)
Top Speed [km/h] (Section)	67.4 (800m)
Race State	Finished



Sunshine Coast QLD Professional
 Race 2: RAWCS QTIS Two-Years-Old Maiden Plate - 1000m
 20 October 2024 - 13:15
 Track Rating: Good 4, Weather: Fine, Rail Position: +9m Entire



Section	Overall	800m	600m	400m	200m
Section Times	1:00.38 [4] (0:13.82)	0:46.56 [6] (0:11.06)	0:35.50 [5] (0:11.46)	0:24.04 [5] (0:11.42)	0:12.62 [5] (0:12.62)
Average Speed [km/h]	52.3	65.4	62.8	63.2	57.0
Top Speed [km/h]	67.2	67.4	63.5	64.6	61.2
Avg. Dist. to Rail [m]	4.2	1.7	0.4	0.8	2.0
Avg. Stride Freq. [Hz]	2.3	2.4	2.3	2.2	2.1
Avg. Stride Length [m]	6.1	7.7	7.7	7.8	7.4



- [] Ranking at each section and finish
- .-.- No data available at this section
- NA No data available



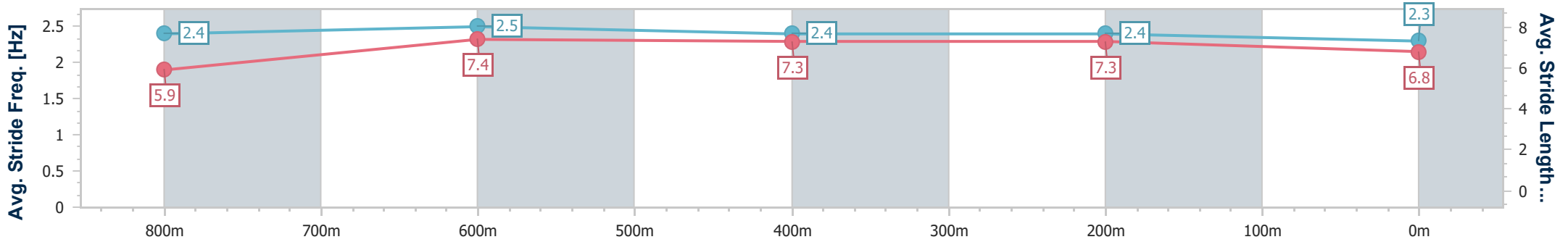
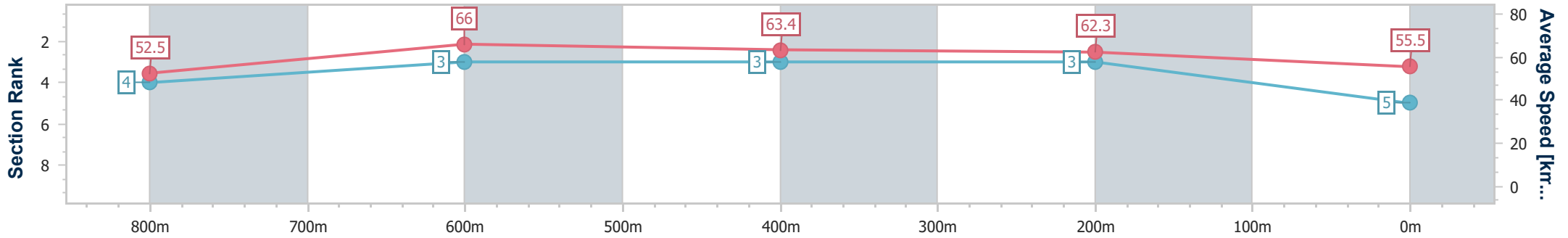
Horse/Jockey Name	Secure Bell
Final Rank	5
Fastest Section Time (Section)	0:10.96 (800m)
Top Speed [km/h] (Section)	69.9 (800m)
Race State	Finished



Sunshine Coast QLD Professional
 Race 2: RAWCS QTIS Two-Years-Old Maiden Plate - 1000m
 20 October 2024 - 13:15
 Track Rating: Good 4, Weather: Fine, Rail Position: +9m Entire



Section	Overall	800m	600m	400m	200m
Section Times	1:00.57 [5] (0:13.69)	0:46.88 [4] (0:10.96)	0:35.92 [3] (0:11.37)	0:24.55 [3] (0:11.56)	0:12.99 [3] (0:12.99)
Average Speed [km/h]	52.5	66.0	63.4	62.3	55.5
Top Speed [km/h]	69.0	69.9	63.9	64.0	59.8
Avg. Dist. to Rail [m]	2.6	1.5	0.2	0.5	0.6
Avg. Stride Freq. [Hz]	2.4	2.5	2.4	2.4	2.3
Avg. Stride Length [m]	5.9	7.4	7.3	7.3	6.8



- [] Ranking at each section and finish
- .-.- No data available at this section
- NA No data available



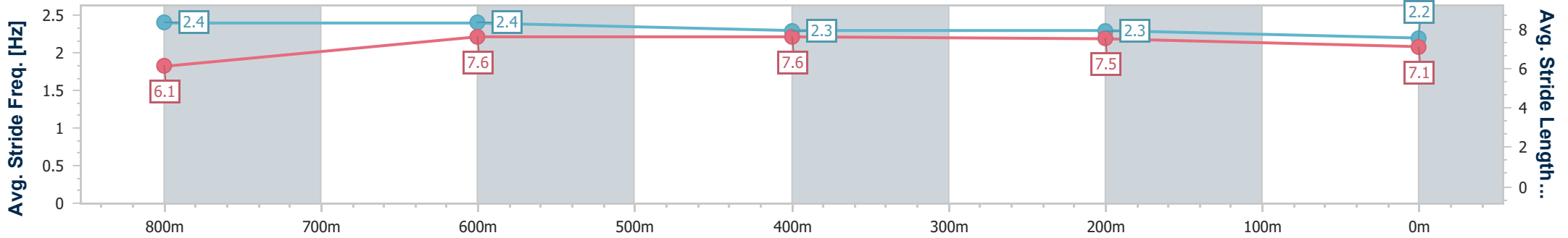
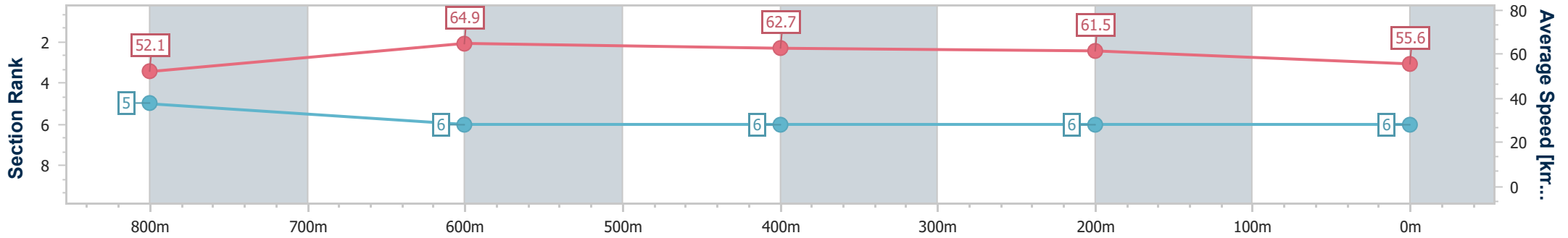
Horse/Jockey Name	Tarong
Final Rank	6
Fastest Section Time (Section)	0:11.27 (800m)
Top Speed [km/h] (Section)	67.6 (800m)
Race State	Finished



Sunshine Coast QLD Professional
 Race 2: RAWCS QTIS Two-Years-Old Maiden Plate - 1000m
 20 October 2024 - 13:15
 Track Rating: Good 4, Weather: Fine, Rail Position: +9m Entire



Section	Overall	800m	600m	400m	200m
Section Times	1:01.42 [6] (0:13.82)	0:47.60 [5] (0:11.27)	0:36.33 [6] (0:11.64)	0:24.69 [6] (0:11.73)	0:12.96 [6] (0:12.96)
Average Speed [km/h]	52.1	64.9	62.7	61.5	55.6
Top Speed [km/h]	66.8	67.6	64.4	62.8	59.4
Avg. Dist. to Rail [m]	7.0	4.0	2.5	2.4	1.2
Avg. Stride Freq. [Hz]	2.4	2.4	2.3	2.3	2.2
Avg. Stride Length [m]	6.1	7.6	7.6	7.5	7.1



- [] Ranking at each section and finish
- .-.- No data available at this section
- NA No data available



Sunshine Coast QLD Professional
Race 3: Martin Jonkers Motors QTIS Three-Years-Old Maiden Handicap - 1400m
20 October 2024 - 13:50



Track Rating: Good 4, Weather: Fine, Rail Position: +9m Entire

Section													
Field Times	Overall	1200m	1000m	800m	600m	400m	Last 600m						
	1:25.16 (0:13.22)	1:11.94 (0:10.70)	1:01.24 (0:11.38)	0:49.86 (0:12.45)	0:37.41 (0:12.51)	0:24.90 (0:12.28)	0:37.41						
Rank	TAB	Horse/Jockey	Barrier	Top Speed [km/h]	Fastest Section	Overall	1200m	1000m	800m	600m	400m	Last 600m	Distance Travelled [m]
1	13	SHERAQUAY Kyle Wilson-Taylor	10	67.1	0:11.16	1:25.16 [1] (0:13.51)	1:11.65 [6] (0:11.16)	1:00.49 [7] (0:11.82)	0:48.67 [9] (0:12.24)	0:36.43 [9] (0:12.21)	0:24.22 [7] (0:11.72)	0:36.43	
2	8	FASHION FLASH Trudy Thornton	12	67.8	0:11.21	1:25.34 [2] (0:13.59)	1:11.75 [7] (0:11.21)	1:00.54 [9] (0:11.68)	0:48.86 [8] (0:11.94)	0:36.92 [6] (0:12.22)	0:24.70 [2] (0:11.90)	0:36.92	+5
3	9	LA COMETA Cody Collis	2	68.8	0:10.96	1:25.38 [3] (0:13.72)	1:11.66 [9] (0:10.96)	1:00.70 [8] (0:11.59)	0:49.11 [7] (0:12.25)	0:36.86 [7] (0:12.47)	0:24.39 [8] (0:11.94)	0:36.86	-5
4	11	COOLY ROCKS Jag Guthmann-Chester	3	67.6	0:11.00	1:25.60 [4] (0:14.00)	1:11.60 [11] (0:11.00)	1:00.60 [10] (0:11.59)	0:49.01 [10] (0:12.29)	0:36.72 [11] (0:12.23)	0:24.49 [10] (0:12.26)	0:36.72	-2
5	1	METCALFE James Orman	8	66.5	0:11.26	1:25.68 [5] (0:13.75)	1:11.93 [10] (0:11.26)	1:00.67 [11] (0:11.67)	0:49.00 [11] (0:12.16)	0:36.84 [10] (0:12.19)	0:24.65 [9] (0:11.90)	0:36.84	+4
6	4	ZOU BIG BOY Angela Jones	6	69.1	0:10.73	1:26.54 [6] (0:13.37)	1:13.17 [4] (0:10.73)	1:02.44 [4] (0:11.78)	0:50.66 [4] (0:12.33)	0:38.33 [4] (0:12.65)	0:25.68 [5] (0:12.40)	0:38.33	+3
7	12	HERE'S TO POWER Micheal Hellyer	13	68.0	0:10.70	1:27.12 [7] (0:13.22)	1:13.90 [1] (0:10.70)	1:03.20 [1] (0:11.38)	0:51.82 [1] (0:12.45)	0:39.37 [1] (0:12.51)	0:26.86 [1] (0:12.76)	0:39.37	-5
8	10	SAY STORMY Jake Bayliss	5	69.2	0:10.84	1:27.79 [8] (0:13.49)	1:14.30 [5] (0:10.84)	1:03.46 [5] (0:11.59)	0:51.87 [5] (0:12.36)	0:39.51 [5] (0:12.55)	0:26.96 [4] (0:12.82)	0:39.51	-5
9	5	ZOUCIA Shania Willis	11	69.3	0:10.70	1:28.67 [9] (0:13.34)	1:15.33 [3] (0:10.70)	1:04.63 [2] (0:11.52)	0:53.11 [2] (0:12.48)	0:40.63 [2] (0:12.87)	0:27.76 [6] (0:13.31)	0:40.63	-1
10	2	RUSHDOWN Justin Huxtable	7	68.4	0:10.85	1:28.78 [10] (0:13.70)	1:15.08 [8] (0:10.85)	1:04.23 [6] (0:11.70)	0:52.53 [6] (0:12.40)	0:40.13 [8] (0:12.59)	0:27.54 [11] (0:12.88)	0:40.13	+1

Did Not Finish: Use Your Illusion (#3)
 Scratched: Our Benefactor (#6), Black Assassin (#14)

[] Ranking at each section and finish
 -:-:- No data available at this section
 NA No data available
 SCN Saddle cloth number
 DNF Did not finish
 DNT Did not track



Sunshine Coast QLD Professional
Race 3: Martin Jonkers Motors QTIS Three-Years-Old Maiden Handicap - 1400m
20 October 2024 - 13:50



Track Rating: Good 4, Weather: Fine, Rail Position: +9m Entire

Section	Overall	1200m	1000m	800m	600m	400m	Last 600m
Field Times	1:25.16 (0:13.22)	1:11.94 (0:10.70)	1:01.24 (0:11.38)	0:49.86 (0:12.45)	0:37.41 (0:12.51)	0:24.90 (0:12.28)	0:37.41

Rank	TAB	Horse/Jockey	Barrier	Top Speed [km/h]	Fastest Section	Distance Travelled [m]
11	7	ROYAL GLADIATOR	1	69.0	0:10.74	-5
		Jai Williams		1200m	1200m	

Did Not Finish: Use Your Illusion (#3)
 Scratched: Our Benefactor (#6), Black Assassin (#14)

[] Ranking at each section and finish
 -:-:- No data available at this section
 NA No data available

SCN Saddle cloth number
 DNF Did not finish
 DNT Did not track



Sunshine Coast QLD Professional

Race 3: Martin Jonkers Motors QTIS Three-Years-Old Maiden Handicap - 1400m

20 October 2024 - 13:50



Track Rating: Good 4, Weather: Fine, Rail Position: +9m Entire

Section							200m			Last 600m
Field Times							0:12.62 (0:12.62)			0:37.41
Rank	TAB	Horse/Jockey	Barrier	Top Speed [km/h]	Fastest Section	Margin			Distance Travelled [m]	
1	13	SHERAQUAY Kyle Wilson-Taylor	10	67.1 Overall	0:11.16 1200m	0:12.50 [2] (0:12.50)	1:25.16		0:36.43	
2	8	FASHION FLASH Trudy Thornton	12	67.8 Overall	0:11.21 1200m	0:12.80 [1] (0:12.80)	1L		0:36.92 +5	
3	9	LA COMETA Cody Collis	2	68.8 1200m	0:10.96 1200m	0:12.45 [3] (0:12.45)	1.2L		0:36.86 -5	
4	11	COOLY ROCKS Jag Guthmann-Chester	3	67.6 1200m	0:11.00 1200m	0:12.23 [7] (0:12.23)	2.5L		0:36.72 -2	
5	1	METCALFE James Orman	8	66.5 Overall	0:11.26 1200m	0:12.75 [4] (0:12.75)	2.9L		0:36.84 +4	
6	4	ZOU BIG BOY Angela Jones	6	69.1 Overall	0:10.73 1200m	0:13.28 [6] (0:13.28)	7.9L		0:38.33 +3	
7	12	HERE'S TO POWER Micheal Hellyer	13	68.0 1200m	0:10.70 1200m	0:14.10 [5] (0:14.10)	11.2L		0:39.37 -5	
8	10	SAY STORMY Jake Bayliss	5	69.2 1200m	0:10.84 1200m	0:14.14 [9] (0:14.14)	15L		0:39.51 -5	
9	5	ZOUCIA Shania Willis	11	69.3 1200m	0:10.70 1200m	0:14.45 [11] (0:14.45)	20L		0:40.63 -1	
10	2	RUSHDOWN Justin Huxtable	7	68.4 1200m	0:10.85 1200m	0:14.66 [10] (0:14.66)	20.5L		0:40.13 +1	

Did Not Finish: Use Your Illusion (#3)

Scratched: Our Benefactor (#6), Black Assassin (#14)

[] Ranking at each section and finish
 -:-:- No data available at this section
 NA No data available

SCN Saddle cloth number
 DNF Did not finish
 DNT Did not track



Sunshine Coast QLD Professional
Race 3: Martin Jonkers Motors QTIS Three-Years-Old Maiden Handicap - 1400m
 20 October 2024 - 13:50



Track Rating: Good 4, Weather: Fine, Rail Position: +9m Entire

Section				200m				Last 600m		
Field Times				0:12.62 (0:12.62)				0:37.41		
Rank	TAB	Horse/Jockey	Barrier	Top Speed [km/h]	Fastest Section	Margin			Distance Travelled [m]	
11	7	ROYAL GLADIATOR	1	69.0	0:10.74	0:15.26 [8]	21L		0:40.82	-5
		Jai Williams		1200m	1200m	(0:15.26)				

Did Not Finish: Use Your Illusion (#3)
 Scratched: Our Benefactor (#6), Black Assassin (#14)

[] Ranking at each section and finish
 -:-:- No data available at this section
 NA No data available

SCN Saddle cloth number
 DNF Did not finish
 DNT Did not track



Horse/Jockey Name	Sheraquay
Final Rank	1
Fastest Section Time (Section)	0:11.16 (1200m)
Top Speed [km/h] (Section)	67.1 (Overall)
Race State	Finished



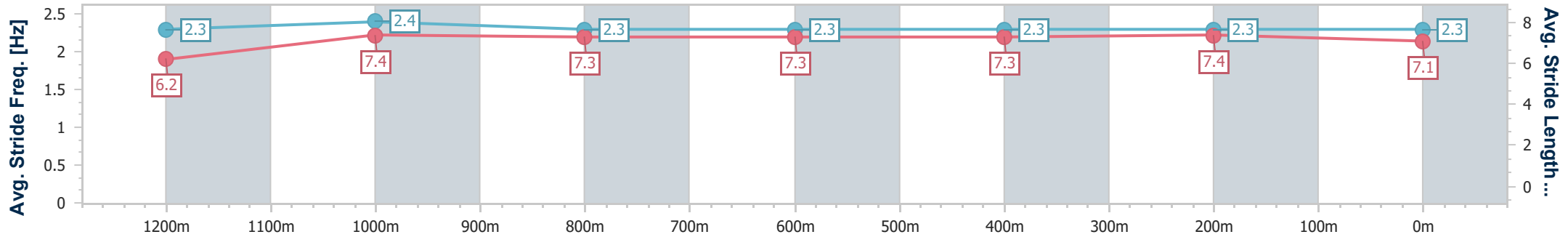
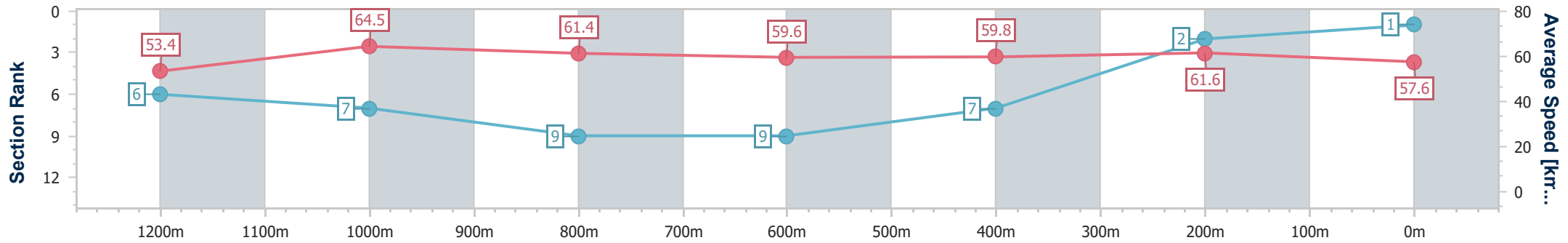
Sunshine Coast QLD Professional
Race 3: Martin Jonkers Motors QTIS Three-Years-Old Maiden Handicap - 1400m



20 October 2024 - 13:50

Track Rating: Good 4, Weather: Fine, Rail Position: +9m Entire

Section	Overall	1200m	1000m	800m	600m	400m	200m
Section Times	1:25.16 [1] (0:13.51)	1:11.65 [6] (0:11.16)	1:00.49 [7] (0:11.82)	0:48.67 [9] (0:12.24)	0:36.43 [9] (0:12.21)	0:24.22 [7] (0:11.72)	0:12.50 [2] (0:12.50)
Average Speed [km/h]	53.4	64.5	61.4	59.6	59.8	61.6	57.6
Top Speed [km/h]	67.1	66.7	64.1	60.4	61.5	63.1	59.6
Avg. Dist. to Rail [m]	9.4	4.8	3.6	2.2	2.4	3.0	2.6
Avg. Stride Freq. [Hz]	2.3	2.4	2.3	2.3	2.3	2.3	2.3
Avg. Stride Length [m]	6.2	7.4	7.3	7.3	7.3	7.4	7.1



- [] Ranking at each section and finish
- .-.- No data available at this section
- NA No data available



Horse/Jockey Name	Fashion Flash
Final Rank	2
Fastest Section Time (Section)	0:11.21 (1200m)
Top Speed [km/h] (Section)	67.8 (Overall)
Race State	Finished



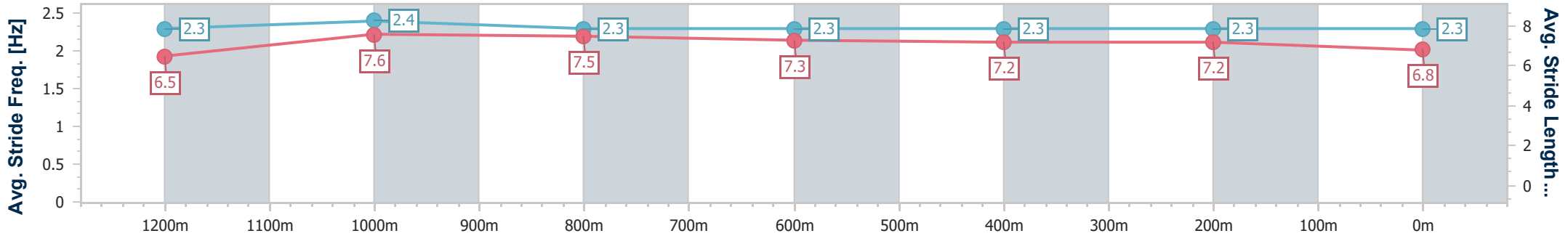
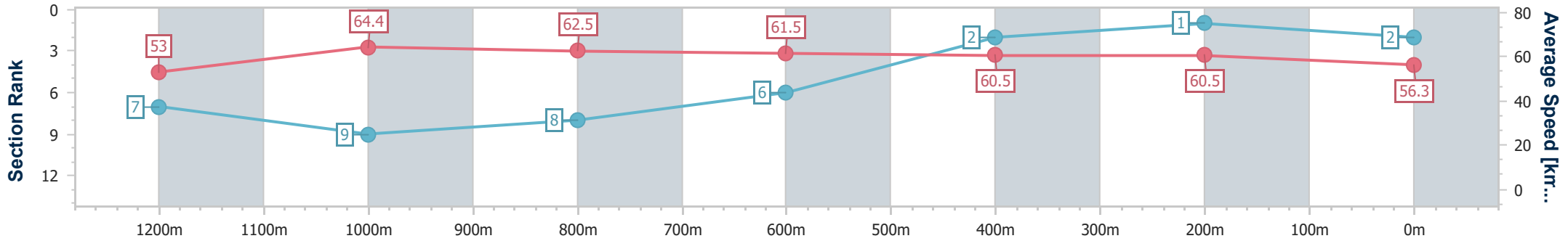
Sunshine Coast QLD Professional
Race 3: Martin Jonkers Motors QTIS Three-Years-Old Maiden Handicap - 1400m



20 October 2024 - 13:50

Track Rating: Good 4, Weather: Fine, Rail Position: +9m Entire

Section	Overall	1200m	1000m	800m	600m	400m	200m
Section Times	1:25.34 [2] (0:13.59)	1:11.75 [7] (0:11.21)	1:00.54 [9] (0:11.68)	0:48.86 [8] (0:11.94)	0:36.92 [6] (0:12.22)	0:24.70 [2] (0:11.90)	0:12.80 [1] (0:12.80)
Average Speed [km/h]	53.0	64.4	62.5	61.5	60.5	60.5	56.3
Top Speed [km/h]	67.8	67.7	63.9	62.3	61.7	61.8	59.2
Avg. Dist. to Rail [m]	11.1	5.8	4.3	4.2	4.1	2.4	0.8
Avg. Stride Freq. [Hz]	2.3	2.4	2.3	2.3	2.3	2.3	2.3
Avg. Stride Length [m]	6.5	7.6	7.5	7.3	7.2	7.2	6.8



- [] Ranking at each section and finish
- .-.- No data available at this section
- NA No data available



Horse/Jockey Name	La Cometa
Final Rank	3
Fastest Section Time (Section)	0:10.96 (1200m)
Top Speed [km/h] (Section)	68.8 (1200m)
Race State	Finished



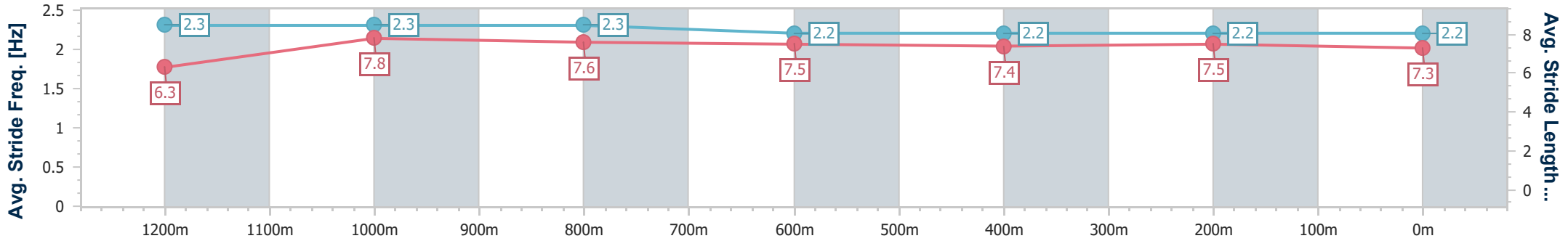
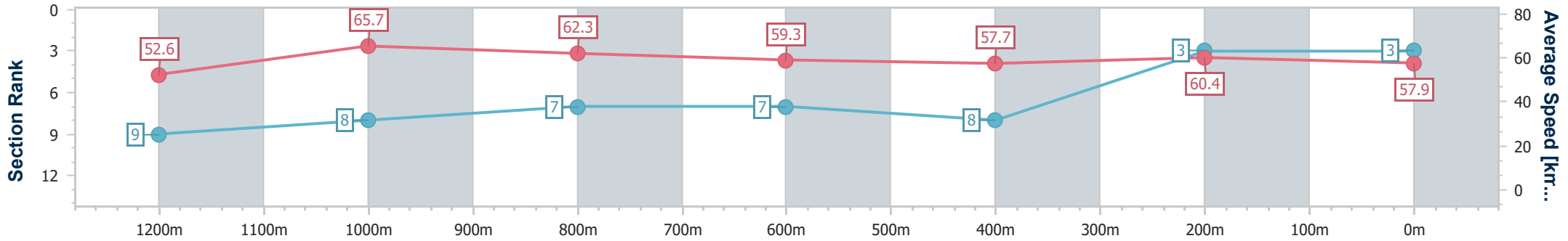
Sunshine Coast QLD Professional
Race 3: Martin Jonkers Motors QTIS Three-Years-Old Maiden Handicap - 1400m



20 October 2024 - 13:50

Track Rating: Good 4, Weather: Fine, Rail Position: +9m Entire

Section	Overall	1200m	1000m	800m	600m	400m	200m
Section Times	1:25.38 [3] (0:13.72)	1:11.66 [9] (0:10.96)	1:00.70 [8] (0:11.59)	0:49.11 [7] (0:12.25)	0:36.86 [7] (0:12.47)	0:24.39 [8] (0:11.94)	0:12.45 [3] (0:12.45)
Average Speed [km/h]	52.6	65.7	62.3	59.3	57.7	60.4	57.9
Top Speed [km/h]	68.8	68.8	64.4	60.7	58.9	61.1	59.8
Avg. Dist. to Rail [m]	3.7	2.5	2.1	1.3	0.3	1.7	2.4
Avg. Stride Freq. [Hz]	2.3	2.3	2.3	2.2	2.2	2.2	2.2
Avg. Stride Length [m]	6.3	7.8	7.6	7.5	7.4	7.5	7.3



- [] Ranking at each section and finish
- .-.- No data available at this section
- NA No data available



Horse/Jockey Name	Cooly Rocks
Final Rank	4
Fastest Section Time (Section)	0:11.00 (1200m)
Top Speed [km/h] (Section)	67.6 (1200m)
Race State	Finished



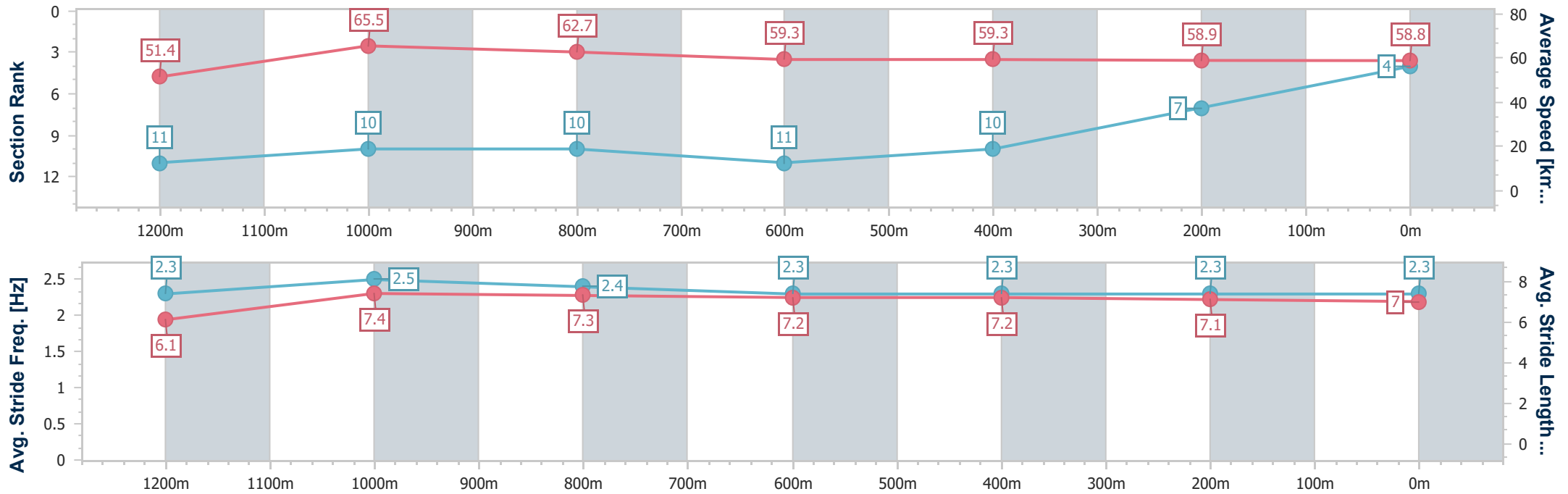
Sunshine Coast QLD Professional
Race 3: Martin Jonkers Motors QTIS Three-Years-Old Maiden Handicap - 1400m



20 October 2024 - 13:50

Track Rating: Good 4, Weather: Fine, Rail Position: +9m Entire

Section	Overall	1200m	1000m	800m	600m	400m	200m
Section Times	1:25.60 [4] (0:14.00)	1:11.60 [11] (0:11.00)	1:00.60 [10] (0:11.59)	0:49.01 [10] (0:12.29)	0:36.72 [11] (0:12.23)	0:24.49 [10] (0:12.26)	0:12.23 [7] (0:12.23)
Average Speed [km/h]	51.4	65.5	62.7	59.3	59.3	58.9	58.8
Top Speed [km/h]	67.3	67.6	64.4	61.1	61.4	60.4	59.9
Avg. Dist. to Rail [m]	4.5	3.1	2.7	1.9	1.6	1.6	5.2
Avg. Stride Freq. [Hz]	2.3	2.5	2.4	2.3	2.3	2.3	2.3
Avg. Stride Length [m]	6.1	7.4	7.3	7.2	7.2	7.1	7.0



- [] Ranking at each section and finish
- .-.- No data available at this section
- NA No data available



Horse/Jockey Name	Metcalfe
Final Rank	5
Fastest Section Time (Section)	0:11.26 (1200m)
Top Speed [km/h] (Section)	66.5 (Overall)
Race State	Finished



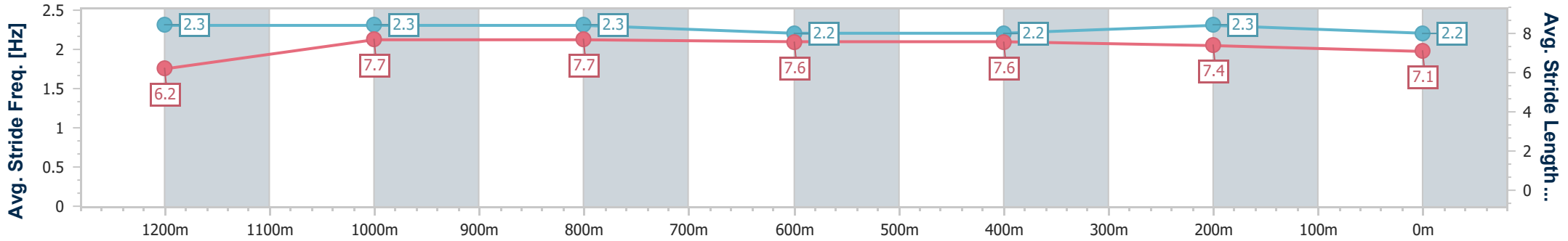
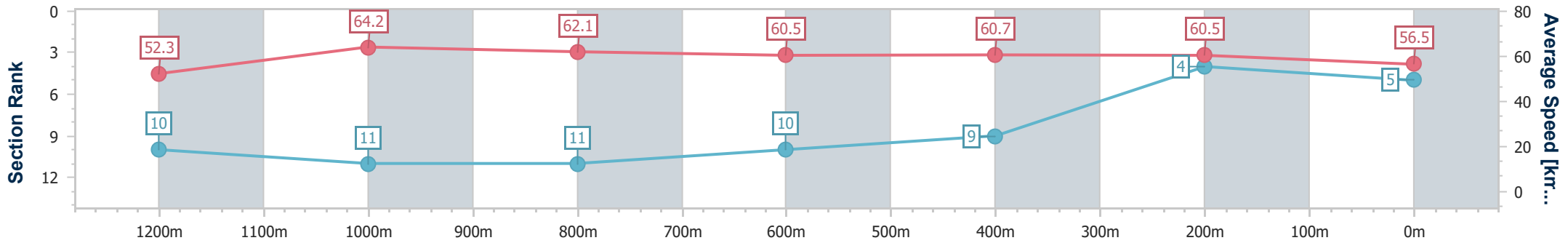
Sunshine Coast QLD Professional
Race 3: Martin Jonkers Motors QTIS Three-Years-Old Maiden Handicap - 1400m



20 October 2024 - 13:50

Track Rating: Good 4, Weather: Fine, Rail Position: +9m Entire

Section	Overall	1200m	1000m	800m	600m	400m	200m
Section Times	1:25.68 [5] (0:13.75)	1:11.93 [10] (0:11.26)	1:00.67 [11] (0:11.67)	0:49.00 [11] (0:12.16)	0:36.84 [10] (0:12.19)	0:24.65 [9] (0:11.90)	0:12.75 [4] (0:12.75)
Average Speed [km/h]	52.3	64.2	62.1	60.5	60.7	60.5	56.5
Top Speed [km/h]	66.5	66.0	64.3	61.9	62.2	61.6	59.1
Avg. Dist. to Rail [m]	7.8	3.7	3.1	3.6	4.9	4.4	4.3
Avg. Stride Freq. [Hz]	2.3	2.3	2.3	2.2	2.2	2.3	2.2
Avg. Stride Length [m]	6.2	7.7	7.7	7.6	7.6	7.4	7.1



- [] Ranking at each section and finish
- .-.- No data available at this section
- NA No data available



Horse/Jockey Name	Zou Big Boy
Final Rank	6
Fastest Section Time (Section)	0:10.73 (1200m)
Top Speed [km/h] (Section)	69.1 (Overall)
Race State	Finished



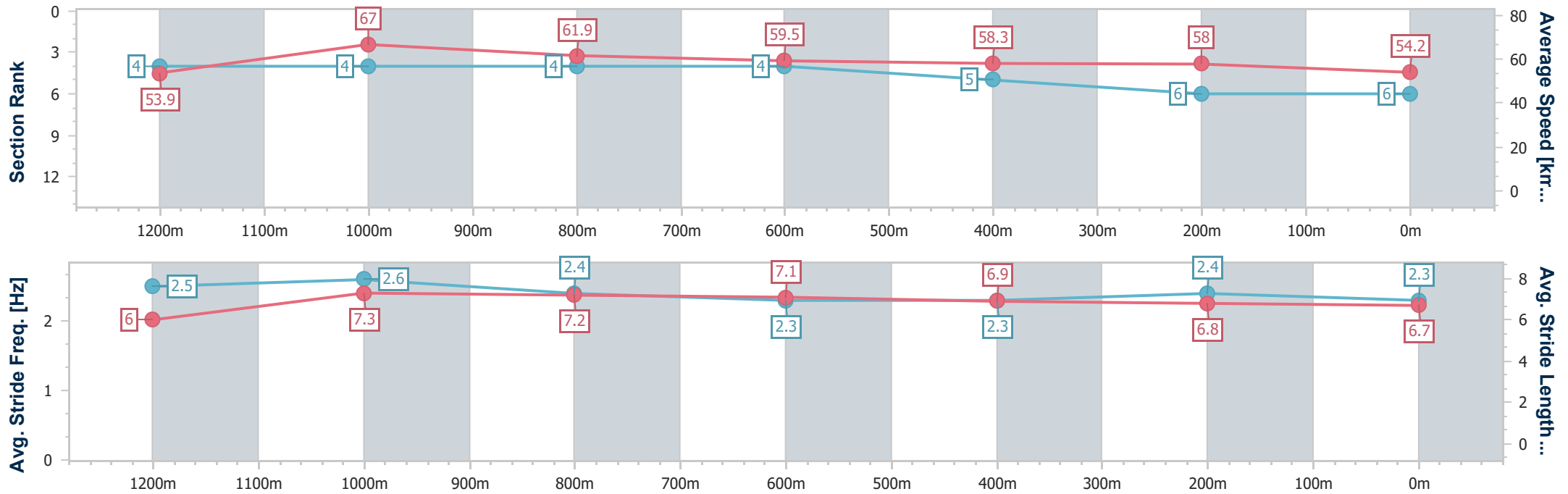
Sunshine Coast QLD Professional
Race 3: Martin Jonkers Motors QTIS Three-Years-Old Maiden Handicap - 1400m



20 October 2024 - 13:50

Track Rating: Good 4, Weather: Fine, Rail Position: +9m Entire

Section	Overall	1200m	1000m	800m	600m	400m	200m
Section Times	1:26.54 [6] (0:13.37)	1:13.17 [4] (0:10.73)	1:02.44 [4] (0:11.78)	0:50.66 [4] (0:12.33)	0:38.33 [4] (0:12.65)	0:25.68 [5] (0:12.40)	0:13.28 [6] (0:13.28)
Average Speed [km/h]	53.9	67.0	61.9	59.5	58.3	58.0	54.2
Top Speed [km/h]	69.1	68.9	64.0	61.5	59.3	60.3	55.8
Avg. Dist. to Rail [m]	6.5	3.3	3.1	3.7	4.2	2.9	3.1
Avg. Stride Freq. [Hz]	2.5	2.6	2.4	2.3	2.3	2.4	2.3
Avg. Stride Length [m]	6.0	7.3	7.2	7.1	6.9	6.8	6.7



- [] Ranking at each section and finish
- .-.- No data available at this section
- NA No data available



Horse/Jockey Name	Here's To Power
Final Rank	7
Fastest Section Time (Section)	0:10.70 (1200m)
Top Speed [km/h] (Section)	68.0 (1200m)
Race State	Finished



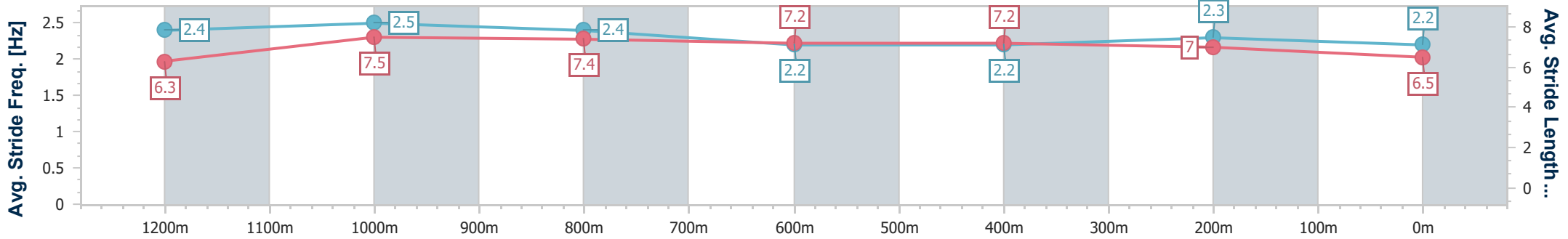
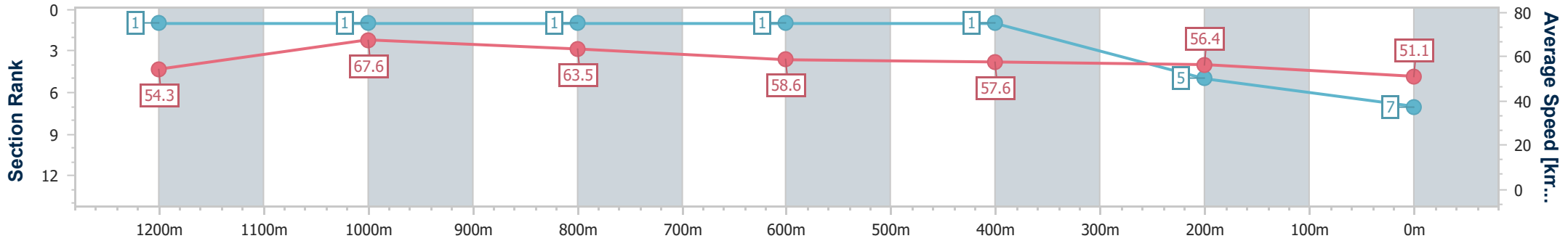
Sunshine Coast QLD Professional
Race 3: Martin Jonkers Motors QTIS Three-Years-Old Maiden Handicap - 1400m



20 October 2024 - 13:50

Track Rating: Good 4, Weather: Fine, Rail Position: +9m Entire

Section	Overall	1200m	1000m	800m	600m	400m	200m
Section Times	1:27.12 [7] (0:13.22)	1:13.90 [1] (0:10.70)	1:03.20 [1] (0:11.38)	0:51.82 [1] (0:12.45)	0:39.37 [1] (0:12.51)	0:26.86 [1] (0:12.76)	0:14.10 [5] (0:14.10)
Average Speed [km/h]	54.3	67.6	63.5	58.6	57.6	56.4	51.1
Top Speed [km/h]	64.8	68.0	65.4	60.1	58.2	57.9	54.8
Avg. Dist. to Rail [m]	13.0	6.2	3.2	1.8	0.5	0.3	0.4
Avg. Stride Freq. [Hz]	2.4	2.5	2.4	2.2	2.2	2.3	2.2
Avg. Stride Length [m]	6.3	7.5	7.4	7.2	7.2	7.0	6.5



- [] Ranking at each section and finish
- .-.- No data available at this section
- NA No data available



Horse/Jockey Name	Say Stormy
Final Rank	8
Fastest Section Time (Section)	0:10.84 (1200m)
Top Speed [km/h] (Section)	69.2 (1200m)
Race State	Finished



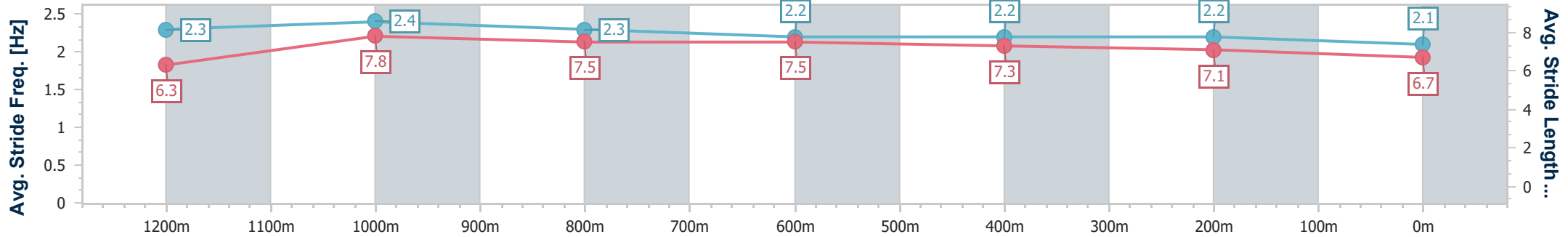
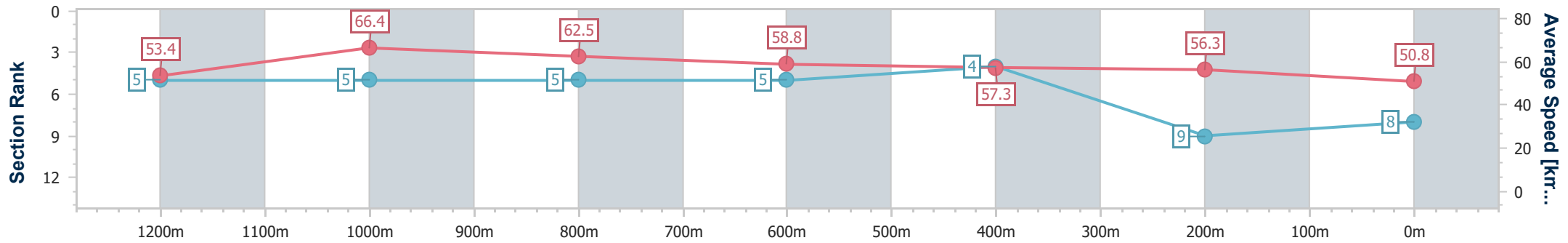
Sunshine Coast QLD Professional
Race 3: Martin Jonkers Motors QTIS Three-Years-Old Maiden Handicap - 1400m



20 October 2024 - 13:50

Track Rating: Good 4, Weather: Fine, Rail Position: +9m Entire

Section	Overall	1200m	1000m	800m	600m	400m	200m
Section Times	1:27.79 [8] (0:13.49)	1:14.30 [5] (0:10.84)	1:03.46 [5] (0:11.59)	0:51.87 [5] (0:12.36)	0:39.51 [5] (0:12.55)	0:26.96 [4] (0:12.82)	0:14.14 [9] (0:14.14)
Average Speed [km/h]	53.4	66.4	62.5	58.8	57.3	56.3	50.8
Top Speed [km/h]	68.6	69.2	65.8	60.4	58.8	58.2	54.3
Avg. Dist. to Rail [m]	5.3	2.8	2.1	1.5	0.5	0.2	1.2
Avg. Stride Freq. [Hz]	2.3	2.4	2.3	2.2	2.2	2.2	2.1
Avg. Stride Length [m]	6.3	7.8	7.5	7.5	7.3	7.1	6.7



- [] Ranking at each section and finish
- .-.- No data available at this section
- NA No data available



Horse/Jockey Name	Zoucia
Final Rank	9
Fastest Section Time (Section)	0:10.70 (1200m)
Top Speed [km/h] (Section)	69.3 (1200m)
Race State	Finished



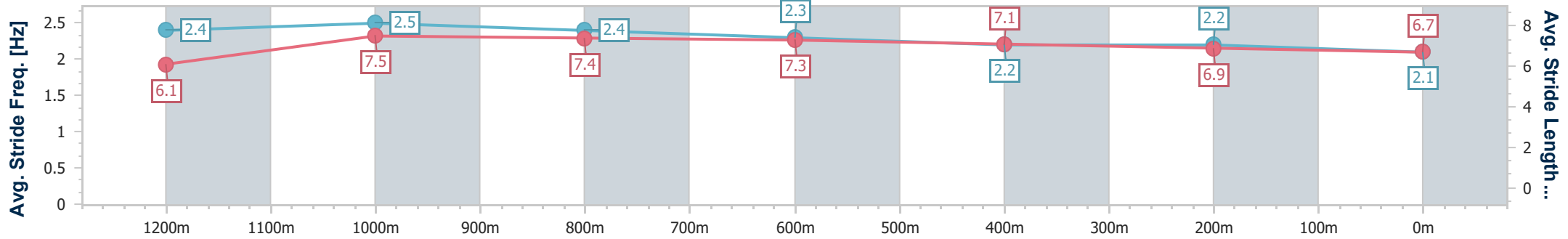
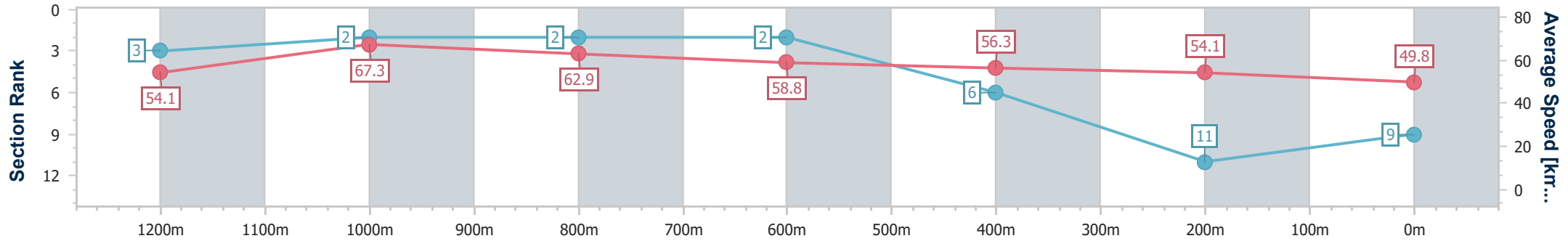
Sunshine Coast QLD Professional
Race 3: Martin Jonkers Motors QTIS Three-Years-Old Maiden Handicap - 1400m



20 October 2024 - 13:50

Track Rating: Good 4, Weather: Fine, Rail Position: +9m Entire

Section	Overall	1200m	1000m	800m	600m	400m	200m
Section Times	1:28.67 [9] (0:13.34)	1:15.33 [3] (0:10.70)	1:04.63 [2] (0:11.52)	0:53.11 [2] (0:12.48)	0:40.63 [2] (0:12.87)	0:27.76 [6] (0:13.31)	0:14.45 [11] (0:14.45)
Average Speed [km/h]	54.1	67.3	62.9	58.8	56.3	54.1	49.8
Top Speed [km/h]	69.0	69.3	65.1	60.4	58.0	55.8	52.2
Avg. Dist. to Rail [m]	9.8	3.2	2.4	2.8	1.3	0.9	0.6
Avg. Stride Freq. [Hz]	2.4	2.5	2.4	2.3	2.2	2.2	2.1
Avg. Stride Length [m]	6.1	7.5	7.4	7.3	7.1	6.9	6.7



- [] Ranking at each section and finish
- .-.- No data available at this section
- NA No data available



Horse/Jockey Name	Rushdown
Final Rank	10
Fastest Section Time (Section)	0:10.85 (1200m)
Top Speed [km/h] (Section)	68.4 (1200m)
Race State	Finished



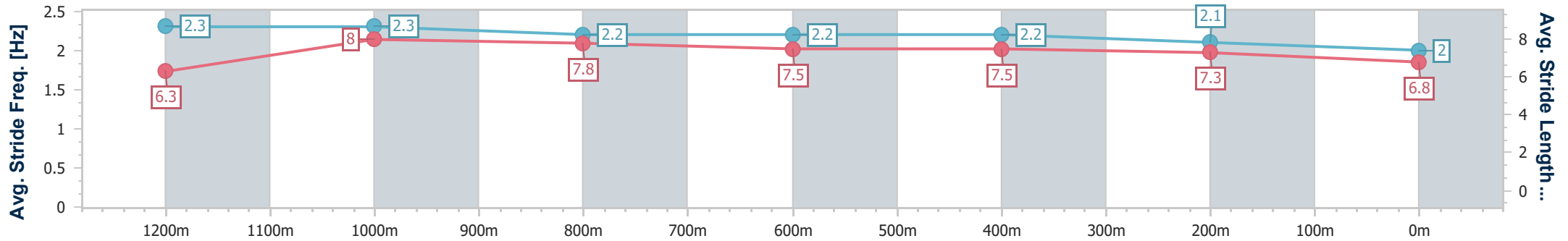
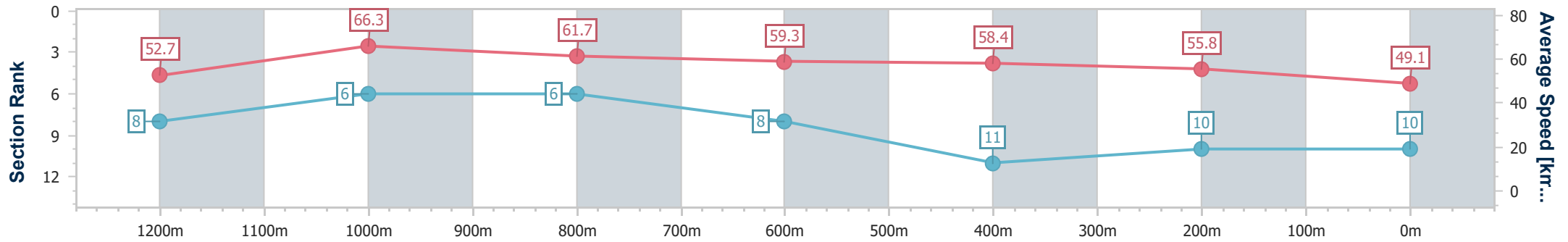
Sunshine Coast QLD Professional
Race 3: Martin Jonkers Motors QTIS Three-Years-Old Maiden Handicap - 1400m



20 October 2024 - 13:50

Track Rating: Good 4, Weather: Fine, Rail Position: +9m Entire

Section	Overall	1200m	1000m	800m	600m	400m	200m
Section Times	1:28.78 [10] (0:13.70)	1:15.08 [8] (0:10.85)	1:04.23 [6] (0:11.70)	0:52.53 [6] (0:12.40)	0:40.13 [8] (0:12.59)	0:27.54 [11] (0:12.88)	0:14.66 [10] (0:14.66)
Average Speed [km/h]	52.7	66.3	61.7	59.3	58.4	55.8	49.1
Top Speed [km/h]	68.1	68.4	65.2	60.4	60.2	58.2	52.3
Avg. Dist. to Rail [m]	7.2	3.0	1.9	3.0	4.1	3.6	4.2
Avg. Stride Freq. [Hz]	2.3	2.3	2.2	2.2	2.2	2.1	2.0
Avg. Stride Length [m]	6.3	8.0	7.8	7.5	7.5	7.3	6.8



- [] Ranking at each section and finish
- .-.- No data available at this section
- NA No data available



Horse/Jockey Name	Royal Gladiator
Final Rank	11
Fastest Section Time (Section)	0:10.74 (1200m)
Top Speed [km/h] (Section)	69.0 (1200m)
Race State	Finished



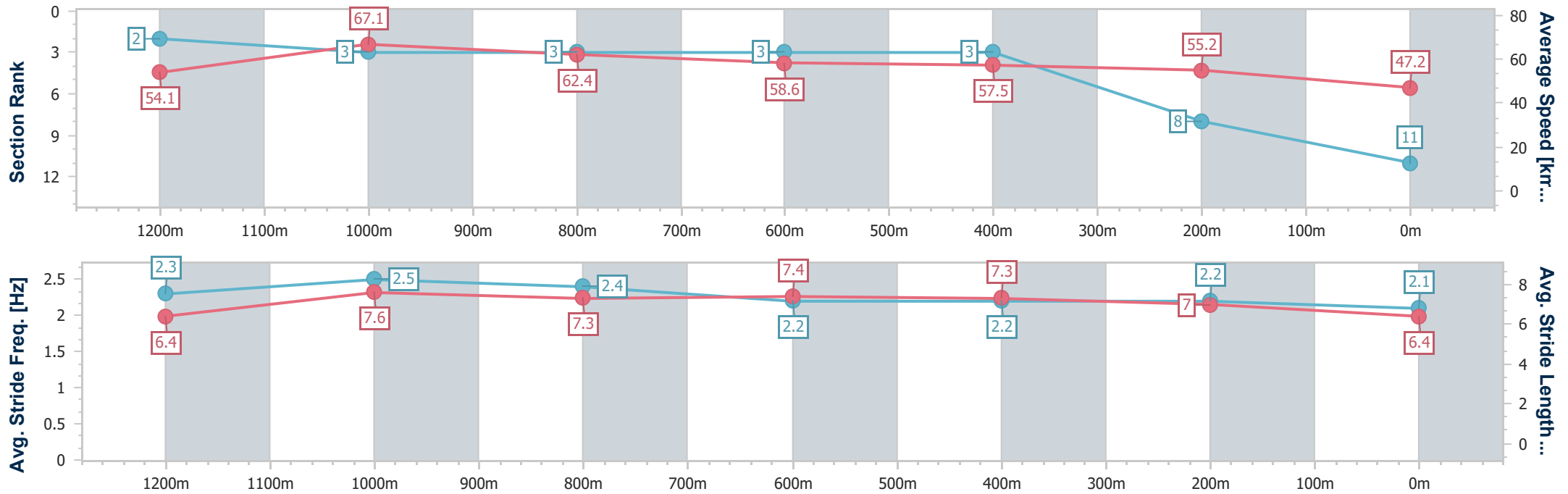
Sunshine Coast QLD Professional
Race 3: Martin Jonkers Motors QTIS Three-Years-Old Maiden Handicap - 1400m



20 October 2024 - 13:50

Track Rating: Good 4, Weather: Fine, Rail Position: +9m Entire

Section	Overall	1200m	1000m	800m	600m	400m	200m
Section Times	1:28.90 [11] (0:13.33)	1:15.57 [2] (0:10.74)	1:04.83 [3] (0:11.59)	0:53.24 [3] (0:12.42)	0:40.82 [3] (0:12.57)	0:28.25 [3] (0:12.99)	0:15.26 [8] (0:15.26)
Average Speed [km/h]	54.1	67.1	62.4	58.6	57.5	55.2	47.2
Top Speed [km/h]	68.3	69.0	65.8	59.2	58.8	57.5	52.5
Avg. Dist. to Rail [m]	3.2	2.8	2.6	1.9	0.4	0.5	3.1
Avg. Stride Freq. [Hz]	2.3	2.5	2.4	2.2	2.2	2.2	2.1
Avg. Stride Length [m]	6.4	7.6	7.3	7.4	7.3	7.0	6.4



- [] Ranking at each section and finish
- .-.- No data available at this section
- NA No data available



Horse/Jockey Name	Use Your Illusion
Final Rank	12
Fastest Section Time (Section)	0:11.78 (1200m)
Top Speed [km/h] (Section)	63.1 (Overall)
Race State	DidNotFinish



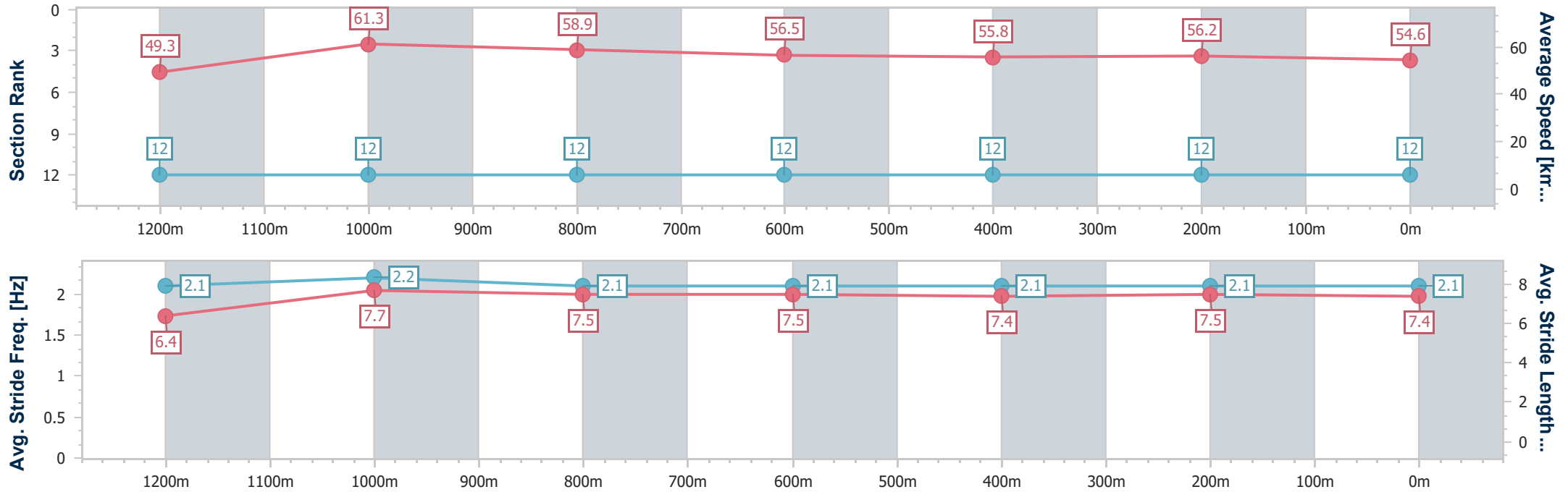
Sunshine Coast QLD Professional
Race 3: Martin Jonkers Motors QTIS Three-Years-Old Maiden Handicap - 1400m



20 October 2024 - 13:50

Track Rating: Good 4, Weather: Fine, Rail Position: +9m Entire

Section	Overall	1200m	1000m	800m	600m	400m	200m
Section Times	0:00.00 [12] (0:14.59)	0:00.00 [12] (0:11.78)	0:00.00 [12] (0:12.49)	0:00.00 [12] (0:12.95)	0:00.00 [12] (0:13.00)	0:00.00 [12] (0:12.79)	0:00.00 [12] (0:13.18)
Average Speed [km/h]	49.3	61.3	58.9	56.5	55.8	56.2	54.6
Top Speed [km/h]	63.1	62.9	60.9	57.0	56.5	56.9	55.6
Avg. Dist. to Rail [m]	8.4	11.1	8.7	2.5	1.2	4.1	5.2
Avg. Stride Freq. [Hz]	2.1	2.2	2.1	2.1	2.1	2.1	2.1
Avg. Stride Length [m]	6.4	7.7	7.5	7.5	7.4	7.5	7.4



- [] Ranking at each section and finish
- .-.- No data available at this section
- NA No data available



Sunshine Coast QLD Professional
Race 4: KiT eHouse Class 2 Handicap - 1000m
20 October 2024 - 14:25



Track Rating: Good 4, Weather: Fine, Rail Position: +9m Entire

Section										Last 600m		
Field Times		Overall	800m	600m	400m	200m						
		0:57.78 (0:13.15)	0:44.63 (0:10.94)	0:33.69 (0:11.12)	0:22.57 (0:10.87)	0:11.70 (0:11.70)	0:33.69					
Rank	TAB	Horse/Jockey	Barrier	Top Speed [km/h]	Fastest Section	Margin					Distance Travelled [m]	
1	5	ARISPHERE Angela Jones	9	67.6 Overall	0:10.87 400m	0:57.78 [1] (0:13.29)	0:44.49 [2] (0:11.02)	0:33.47 [2] (0:10.90)	0:22.57 [1] (0:10.87)	0:11.70 [1] (0:11.70)	0:57.78	0:33.47
2	1	SHAKO James Orman	10	68.8 400m	0:10.66 400m	0:57.87 [2] (0:13.38)	0:44.49 [3] (0:11.04)	0:33.45 [3] (0:11.19)	0:22.26 [4] (0:10.66)	0:11.60 [2] (0:11.60)	0.4L	0:33.45 +3
3	4	LIBERTY STEPS Cody Collis	1	68.1 400m	0:10.75 400m	0:57.90 [3] (0:13.67)	0:44.23 [5] (0:11.06)	0:33.17 [5] (0:10.99)	0:22.18 [5] (0:10.75)	0:11.43 [3] (0:11.43)	0.6L	0:33.17 +1
4	2	GREAT BARRIER REEF Fiona Sandkuhl	5	69.8 400m	0:10.78 800m	0:58.11 [4] (0:14.15)	0:43.96 [7] (0:10.78)	0:33.18 [6] (0:10.84)	0:22.34 [6] (0:10.87)	0:11.47 [5] (0:11.47)	1.6L	0:33.18 -1
5	7	BONJOUR RUPERT Andrew Mallyon	8	68.1 400m	0:10.79 400m	0:58.14 [5] (0:13.96)	0:44.18 [6] (0:10.99)	0:33.19 [7] (0:10.91)	0:22.28 [7] (0:10.79)	0:11.49 [6] (0:11.49)	1.8L	0:33.19 +1
6	8	OSTERBERG Jake Bayliss	2	67.3 600m	0:10.94 800m	0:58.33 [6] (0:13.58)	0:44.75 [4] (0:10.94)	0:33.81 [4] (0:10.96)	0:22.85 [3] (0:11.00)	0:11.85 [4] (0:11.85)	2.8L	0:33.81 -2
7	12	SHAJAEA Micheal Hellyer	13	69.2 Overall	0:10.94 800m	1:00.09 [7] (0:13.15)	0:46.94 [1] (0:10.94)	0:36.00 [1] (0:11.21)	0:24.79 [2] (0:11.58)	0:13.21 [7] (0:13.21)	13.1L	0:36.00 -1

Scratched: Oberoi Princess (#6), Torque About Magic (#11), The Power Of One (#9), Viking Valour (#10), Little Miss Belle (#13), I Am Caviar (#3)

[] Ranking at each section and finish
 -:-:- No data available at this section
 NA No data available

SCN Saddle cloth number
 DNF Did not finish
 DNT Did not track



Horse/Jockey Name	Arisphere
Final Rank	1
Fastest Section Time (Section)	0:10.87 (400m)
Top Speed [km/h] (Section)	67.6 (Overall)
Race State	Finished



Sunshine Coast QLD Professional

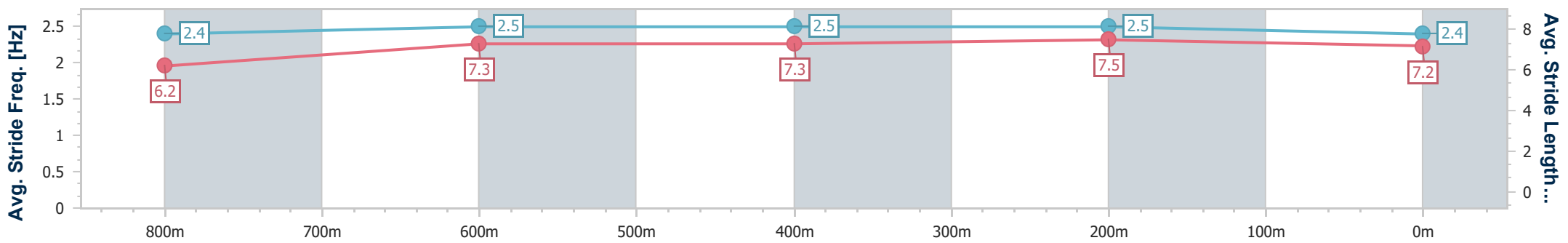
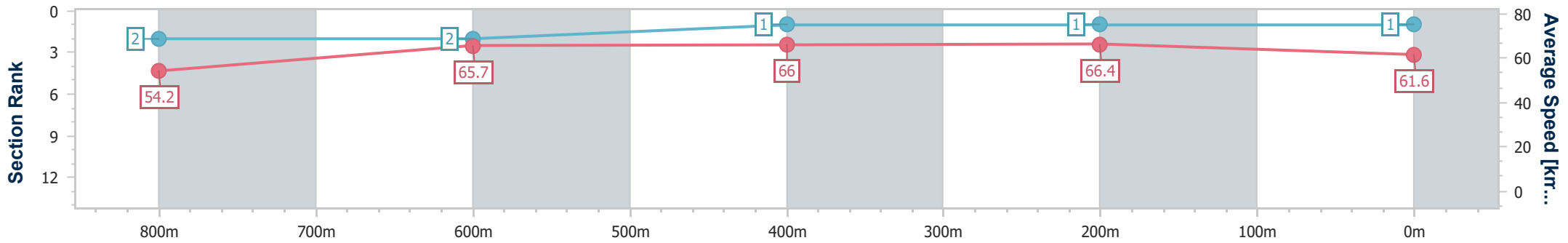
Race 4: KiT eHouse Class 2 Handicap - 1000m

20 October 2024 - 14:25



Track Rating: Good 4, Weather: Fine, Rail Position: +9m Entire

Section	Overall	800m	600m	400m	200m
Section Times	0:57.78 [1] (0:13.29)	0:44.49 [2] (0:11.02)	0:33.47 [2] (0:10.90)	0:22.57 [1] (0:10.87)	0:11.70 [1] (0:11.70)
Average Speed [km/h]	54.2	65.7	66.0	66.4	61.6
Top Speed [km/h]	67.6	67.5	67.2	66.9	65.4
Avg. Dist. to Rail [m]	3.7	1.1	0.7	0.4	0.2
Avg. Stride Freq. [Hz]	2.4	2.5	2.5	2.5	2.4
Avg. Stride Length [m]	6.2	7.3	7.3	7.5	7.2



- [] Ranking at each section and finish
- .-.- No data available at this section
- NA No data available



Horse/Jockey Name	Shako
Final Rank	2
Fastest Section Time (Section)	0:10.66 (400m)
Top Speed [km/h] (Section)	68.8 (400m)
Race State	Finished



Sunshine Coast QLD Professional

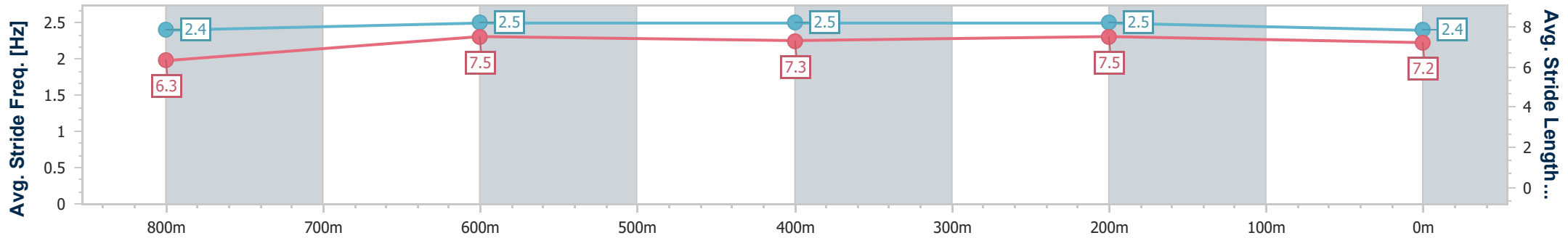
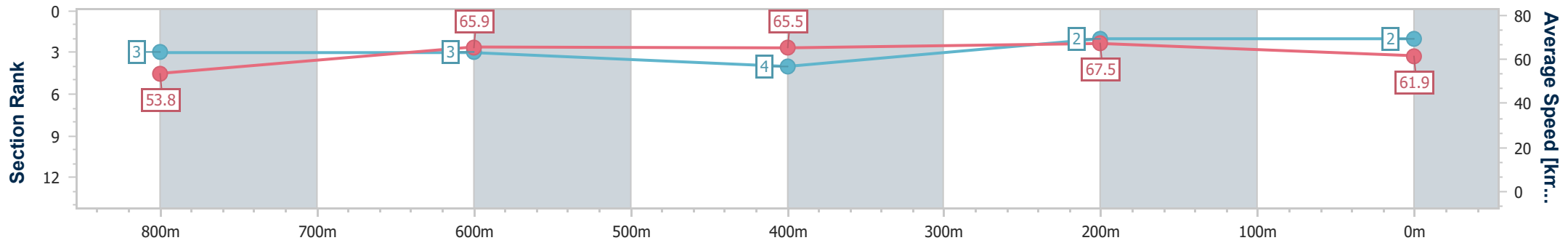
Race 4: KiT eHouse Class 2 Handicap - 1000m

20 October 2024 - 14:25



Track Rating: Good 4, Weather: Fine, Rail Position: +9m Entire

Section	Overall	800m	600m	400m	200m
Section Times	0:57.87 [2] (0:13.38)	0:44.49 [3] (0:11.04)	0:33.45 [3] (0:11.19)	0:22.26 [4] (0:10.66)	0:11.60 [2] (0:11.60)
Average Speed [km/h]	53.8	65.9	65.5	67.5	61.9
Top Speed [km/h]	68.2	67.9	67.8	68.8	64.6
Avg. Dist. to Rail [m]	5.1	2.2	2.6	2.4	2.0
Avg. Stride Freq. [Hz]	2.4	2.5	2.5	2.5	2.4
Avg. Stride Length [m]	6.3	7.5	7.3	7.5	7.2



- [] Ranking at each section and finish
- .-.- No data available at this section
- NA No data available



Horse/Jockey Name	Liberty Steps
Final Rank	3
Fastest Section Time (Section)	0:10.75 (400m)
Top Speed [km/h] (Section)	68.1 (400m)
Race State	Finished



Sunshine Coast QLD Professional

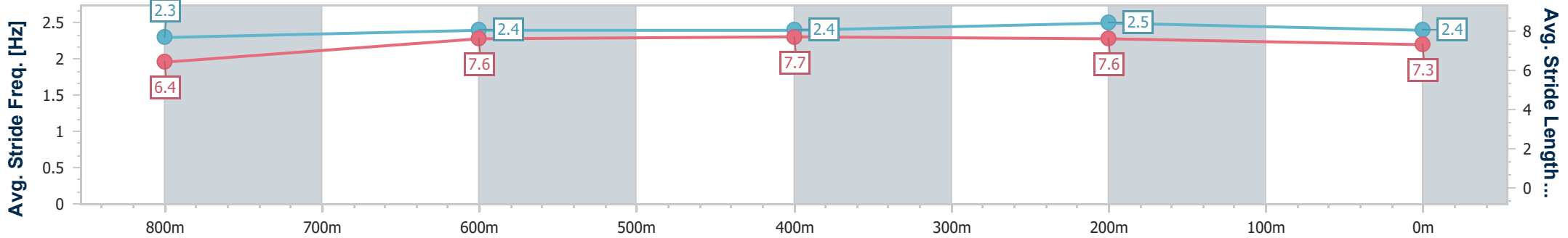
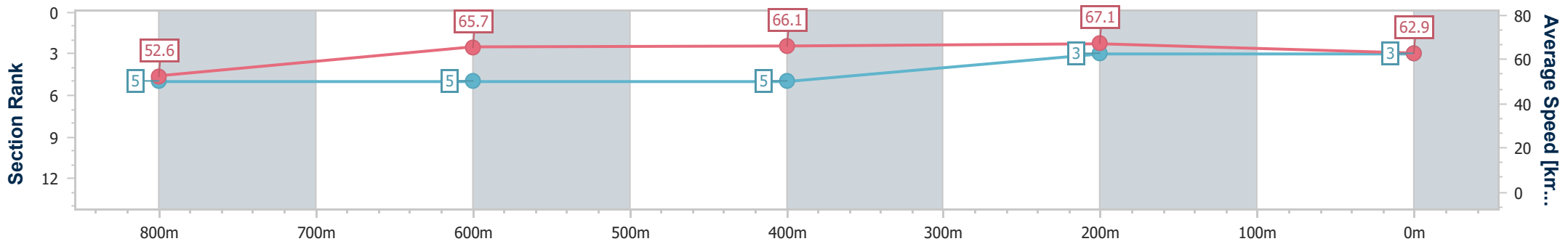
Race 4: KiT eHouse Class 2 Handicap - 1000m

20 October 2024 - 14:25



Track Rating: Good 4, Weather: Fine, Rail Position: +9m Entire

Section	Overall	800m	600m	400m	200m
Section Times	0:57.90 [3] (0:13.67)	0:44.23 [5] (0:11.06)	0:33.17 [5] (0:10.99)	0:22.18 [5] (0:10.75)	0:11.43 [3] (0:11.43)
Average Speed [km/h]	52.6	65.7	66.1	67.1	62.9
Top Speed [km/h]	67.2	67.2	67.9	68.1	66.3
Avg. Dist. to Rail [m]	2.3	2.4	1.6	3.3	3.7
Avg. Stride Freq. [Hz]	2.3	2.4	2.4	2.5	2.4
Avg. Stride Length [m]	6.4	7.6	7.7	7.6	7.3



- [] Ranking at each section and finish
- .-.-.- No data available at this section
- NA No data available



Horse/Jockey Name	Great Barrier Reef
Final Rank	4
Fastest Section Time (Section)	0:10.78 (800m)
Top Speed [km/h] (Section)	69.8 (400m)
Race State	Finished



Sunshine Coast QLD Professional

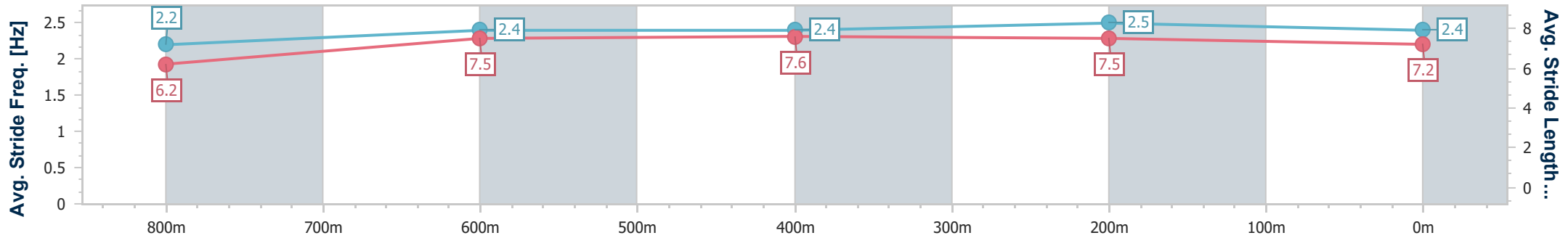
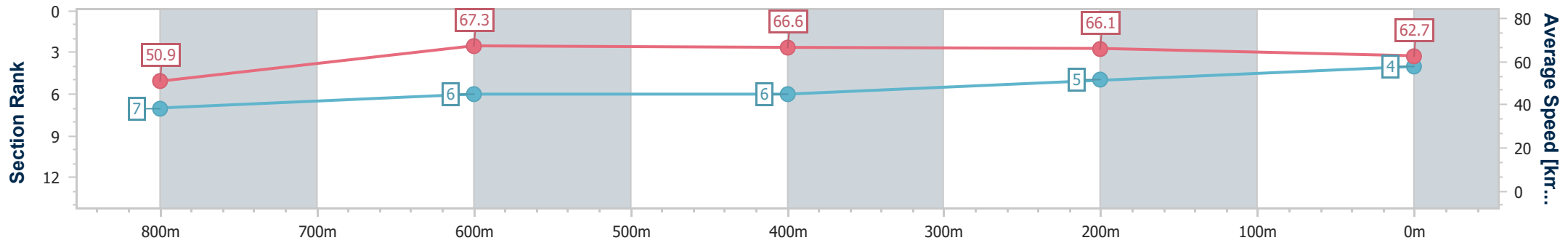
Race 4: KiT eHouse Class 2 Handicap - 1000m

20 October 2024 - 14:25

Track Rating: Good 4, Weather: Fine, Rail Position: +9m Entire



Section	Overall	800m	600m	400m	200m
Section Times	0:58.11 [4] (0:14.15)	0:43.96 [7] (0:10.78)	0:33.18 [6] (0:10.84)	0:22.34 [6] (0:10.87)	0:11.47 [5] (0:11.47)
Average Speed [km/h]	50.9	67.3	66.6	66.1	62.7
Top Speed [km/h]	66.5	68.1	67.9	69.8	64.5
Avg. Dist. to Rail [m]	2.4	1.5	0.4	1.5	3.7
Avg. Stride Freq. [Hz]	2.2	2.4	2.4	2.5	2.4
Avg. Stride Length [m]	6.2	7.5	7.6	7.5	7.2



- [] Ranking at each section and finish
- .-.- No data available at this section
- NA No data available



Horse/Jockey Name	Bonjour Rupert
Final Rank	5
Fastest Section Time (Section)	0:10.79 (400m)
Top Speed [km/h] (Section)	68.1 (400m)
Race State	Finished



Sunshine Coast QLD Professional

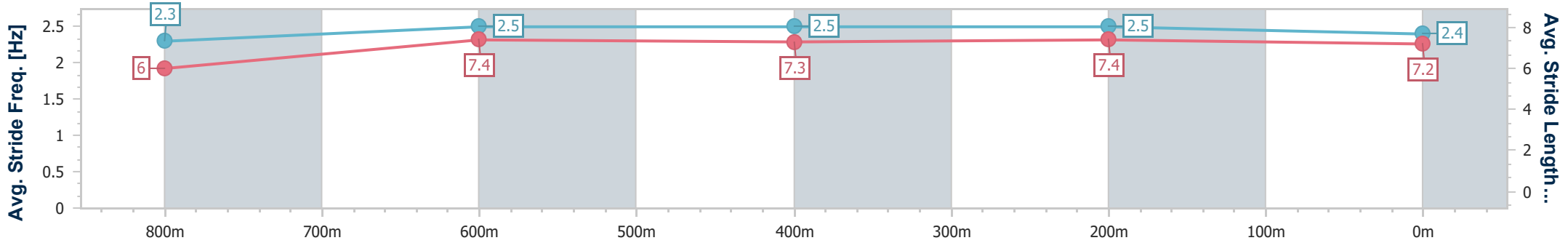
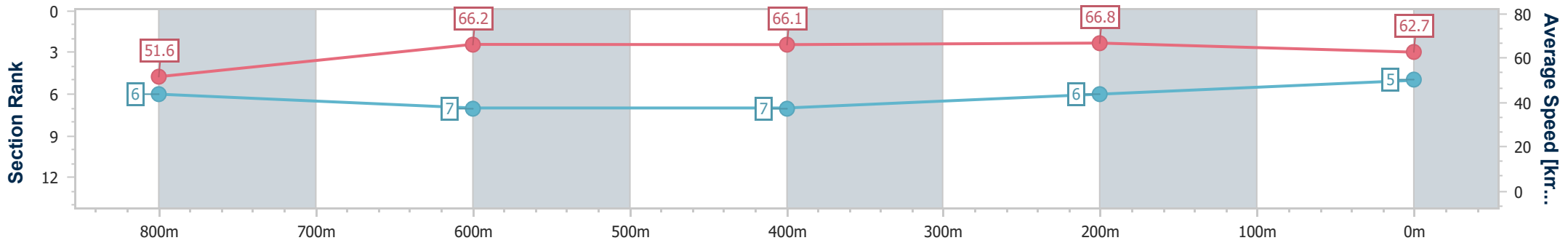
Race 4: KiT eHouse Class 2 Handicap - 1000m

20 October 2024 - 14:25

Track Rating: Good 4, Weather: Fine, Rail Position: +9m Entire



Section	Overall	800m	600m	400m	200m
Section Times	0:58.14 [5] (0:13.96)	0:44.18 [6] (0:10.99)	0:33.19 [7] (0:10.91)	0:22.28 [7] (0:10.79)	0:11.49 [6] (0:11.49)
Average Speed [km/h]	51.6	66.2	66.1	66.8	62.7
Top Speed [km/h]	67.8	67.6	66.6	68.1	65.5
Avg. Dist. to Rail [m]	3.7	2.4	0.7	2.7	3.9
Avg. Stride Freq. [Hz]	2.3	2.5	2.5	2.5	2.4
Avg. Stride Length [m]	6.0	7.4	7.3	7.4	7.2



- [] Ranking at each section and finish
- .-.- No data available at this section
- NA No data available



Horse/Jockey Name	Osterberg
Final Rank	6
Fastest Section Time (Section)	0:10.94 (800m)
Top Speed [km/h] (Section)	67.3 (600m)
Race State	Finished



Sunshine Coast QLD Professional

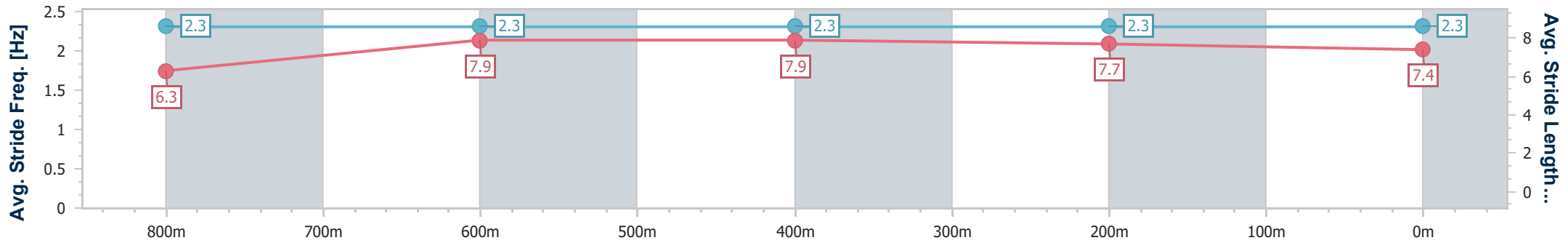
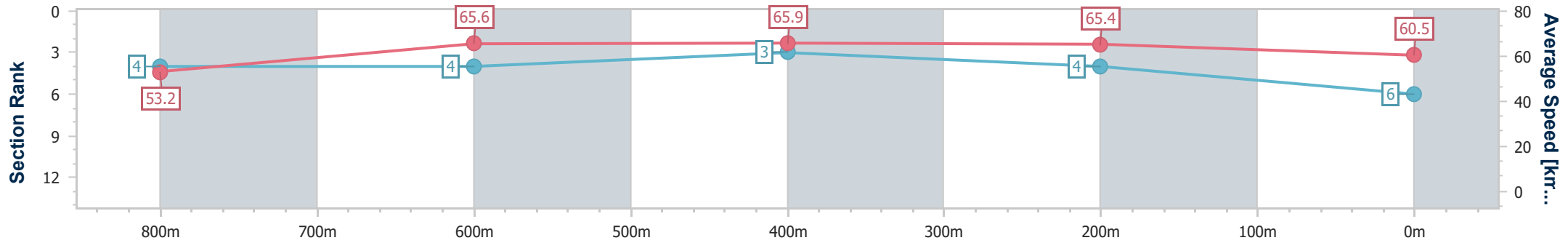
Race 4: KiT eHouse Class 2 Handicap - 1000m

20 October 2024 - 14:25



Track Rating: Good 4, Weather: Fine, Rail Position: +9m Entire

Section	Overall	800m	600m	400m	200m
Section Times	0:58.33 [6] (0:13.58)	0:44.75 [4] (0:10.94)	0:33.81 [4] (0:10.96)	0:22.85 [3] (0:11.00)	0:11.85 [4] (0:11.85)
Average Speed [km/h]	53.2	65.6	65.9	65.4	60.5
Top Speed [km/h]	66.8	67.1	67.3	66.9	63.5
Avg. Dist. to Rail [m]	1.9	0.7	0.3	0.3	0.4
Avg. Stride Freq. [Hz]	2.3	2.3	2.3	2.3	2.3
Avg. Stride Length [m]	6.3	7.9	7.9	7.7	7.4



- [] Ranking at each section and finish
- .-.- No data available at this section
- NA No data available



Horse/Jockey Name	Shajaea
Final Rank	7
Fastest Section Time (Section)	0:10.94 (800m)
Top Speed [km/h] (Section)	69.2 (Overall)
Race State	Finished



Sunshine Coast QLD Professional

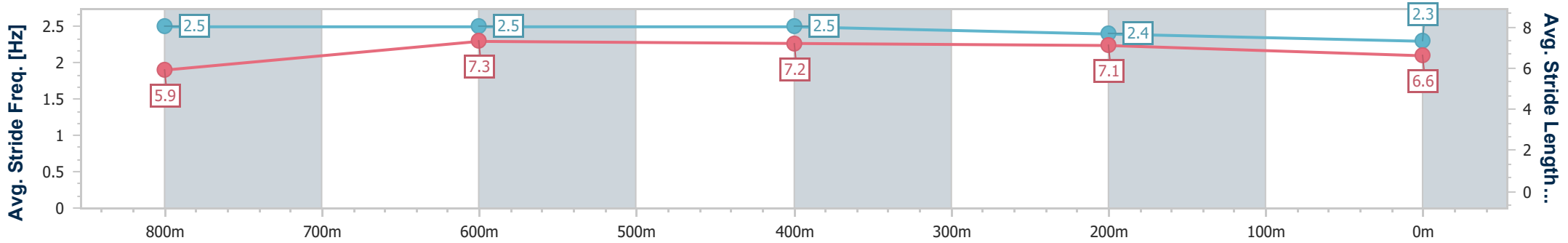
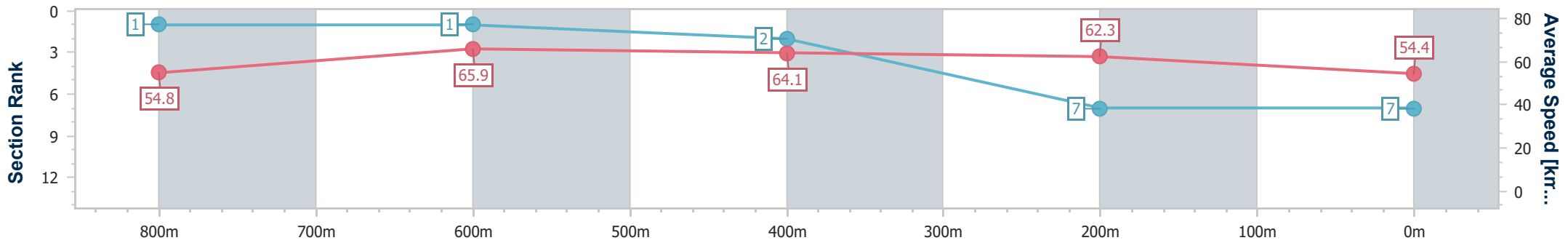
Race 4: KiT eHouse Class 2 Handicap - 1000m

20 October 2024 - 14:25



Track Rating: Good 4, Weather: Fine, Rail Position: +9m Entire

Section	Overall	800m	600m	400m	200m
Section Times	1:00.09 [7] (0:13.15)	0:46.94 [1] (0:10.94)	0:36.00 [1] (0:11.21)	0:24.79 [2] (0:11.58)	0:13.21 [7] (0:13.21)
Average Speed [km/h]	54.8	65.9	64.1	62.3	54.4
Top Speed [km/h]	69.2	67.6	65.5	64.6	60.0
Avg. Dist. to Rail [m]	6.5	1.4	0.4	0.3	0.7
Avg. Stride Freq. [Hz]	2.5	2.5	2.5	2.4	2.3
Avg. Stride Length [m]	5.9	7.3	7.2	7.1	6.6



- [] Ranking at each section and finish
- .-.- No data available at this section
- NA No data available



Sunshine Coast QLD Professional

Race 5: Darwalla Group Maiden Plate - 1200m

20 October 2024 - 15:05



Track Rating: Good 4, Weather: Fine, Rail Position: +9m Entire

Section		Overall											Last 600m	
Field Times		1:12.30											0:35.37	
		(0:13.57)												
		0:58.73												
		(0:11.58)												
		0:47.15												
		(0:11.78)												
		0:35.37												
		(0:11.55)												
		0:23.82												
		(0:11.50)												
		0:12.32												
		(0:12.32)												
Rank	TAB	Horse/Jockey	Barrier	Top Speed [km/h]	Fastest Section	Overall	1000m	800m	600m	400m	200m	Margin	Distance Travelled [m]	
1	1	ABLE SEAMAN James Orman	5	66.4 400m	0:11.10 400m	1:12.30 [1] (0:14.00)	0:58.30 [5] (0:11.74)	0:46.56 [5] (0:11.85)	0:34.71 [5] (0:11.42)	0:23.29 [5] (0:11.10)	0:12.19 [2] (0:12.19)	1:12.30	0:34.71	
2	6	VESPER LYND Kyle Wilson-Taylor	6	63.9 600m	0:11.50 400m	1:12.59 [2] (0:13.57)	0:59.02 [1] (0:11.58)	0:47.44 [1] (0:11.78)	0:35.66 [1] (0:11.55)	0:24.11 [1] (0:11.50)	0:12.61 [1] (0:12.61)	1.5L	0:35.66 -5	
3	12	SCOTTVILLE SCOOTER Jake Bayliss	3	63.7 400m	0:11.47 400m	1:12.59 [3] (0:13.90)	0:58.69 [4] (0:11.62)	0:47.07 [3] (0:11.74)	0:35.33 [3] (0:11.54)	0:23.79 [3] (0:11.47)	0:12.32 [3] (0:12.32)	1.6L	0:35.33 -6	
4	7	CHIEF IN CHARGE Andrew Mallyon	8	64.9 600m	0:11.18 400m	1:12.68 [4] (0:14.68)	0:58.00 [10] (0:11.73)	0:46.27 [10] (0:11.85)	0:34.42 [10] (0:11.41)	0:23.01 [10] (0:11.18)	0:11.83 [8] (0:11.83)	2L	0:34.42 +0	
5	11	LADY THINKABELL Trudy Thornton	13	66.0 400m	0:11.04 400m	1:12.74 [5] (0:14.92)	0:57.82 [12] (0:11.85)	0:45.97 [12] (0:11.86)	0:34.11 [12] (0:11.26)	0:22.85 [11] (0:11.04)	0:11.81 [10] (0:11.81)	2.2L	0:34.11 -2	
6	2	BE FRIENDLY Jai Williams	10	63.9 1000m	0:11.53 1000m	1:12.79 [6] (0:13.77)	0:59.02 [2] (0:11.53)	0:47.49 [2] (0:11.65)	0:35.84 [2] (0:11.72)	0:24.12 [2] (0:11.62)	0:12.50 [4] (0:12.50)	2.4L	0:35.84 -3	
7	20	MISSILE AWAY Dale Smith	1	64.2 600m	0:11.36 600m	1:12.83 [7] (0:14.60)	0:58.23 [9] (0:11.54)	0:46.69 [8] (0:11.98)	0:34.71 [8] (0:11.36)	0:23.35 [8] (0:11.42)	0:11.93 [9] (0:11.93)	2.6L	0:34.71 -4	
8	10	CUBANS CROWN Cejay Graham	9	65.4 400m	0:11.36 400m	1:12.86 [8] (0:14.36)	0:58.50 [7] (0:11.70)	0:46.80 [7] (0:11.87)	0:34.93 [7] (0:11.46)	0:23.47 [7] (0:11.36)	0:12.11 [7] (0:12.11)	2.8L	0:34.93 -2	
9	18	BIT OF GRUNT Micheal Hellyer	2	66.5 1000m	0:11.38 600m	1:12.89 [9] (0:14.35)	0:58.54 [6] (0:11.55)	0:46.99 [6] (0:11.94)	0:35.05 [6] (0:11.38)	0:23.67 [6] (0:11.48)	0:12.19 [6] (0:12.19)	2.9L	0:35.05 -3	
10	17	HE GOES BOOM Angela Jones	14	64.7 600m	0:11.58 600m	1:13.05 [10] (0:13.90)	0:59.15 [3] (0:11.73)	0:47.42 [4] (0:11.76)	0:35.66 [4] (0:11.58)	0:24.08 [4] (0:11.58)	0:12.50 [5] (0:12.50)	3.7L	0:35.66 +1	

Scratched: Lonjourno (#3), Peaceful Prince (#4), Torera (#15), Grey Impact (#5), Countless Kisses (#19), Joppa Lane (#8), Shipping Lane (#9), Totally Underrated (#13), Irama (#14)

[] Ranking at each section and finish
 -:-:- No data available at this section
 NA No data available

SCN Saddle cloth number
 DNF Did not finish
 DNT Did not track



Sunshine Coast QLD Professional
Race 5: Darwalla Group Maiden Plate - 1200m
20 October 2024 - 15:05



Track Rating: Good 4, Weather: Fine, Rail Position: +9m Entire

Section		Overall	1000m	800m	600m	400m	200m	Last 600m					
Field Times		1:12.30 (0:13.57)	0:58.73 (0:11.58)	0:47.15 (0:11.78)	0:35.37 (0:11.55)	0:23.82 (0:11.50)	0:12.32 (0:12.32)	0:35.37					
Rank	TAB Horse/Jockey	Barrier	Top Speed [km/h]	Fastest Section	Margin							Distance Travelled [m]	
11	16 PRIDE OF VENUS Robbie Dolan	11	64.6 400m	0:11.33 400m	1:13.13 [11] (0:14.83)	0:58.30 [11] (0:11.63)	0:46.67 [11] (0:11.79)	0:34.88 [9] (0:11.41)	0:23.47 [9] (0:11.33)	0:12.14 [11] (0:12.14)	4.1L	0:34.88	-2
12	21 EIGHT CYLINDERS Minonette Kennedy	7	65.8 400m	0:11.32 400m	1:13.57 [12] (0:14.57)	0:59.00 [8] (0:11.60)	0:47.40 [9] (0:12.12)	0:35.28 [11] (0:11.61)	0:23.67 [12] (0:11.32)	0:12.35 [12] (0:12.35)	6.6L	0:35.28	+1

Scratched: Lonjourno (#3), Peaceful Prince (#4), Torera (#15), Grey Impact (#5), Countless Kisses (#19), Joppa Lane (#8), Shipping Lane (#9), Totally Underrated (#13), Irama (#14)

[] Ranking at each section and finish
 -:-:- No data available at this section
 NA No data available

SCN Saddle cloth number
 DNF Did not finish
 DNT Did not track



Horse/Jockey Name	Able Seaman
Final Rank	1
Fastest Section Time (Section)	0:11.10 (400m)
Top Speed [km/h] (Section)	66.4 (400m)
Race State	Finished



Sunshine Coast QLD Professional

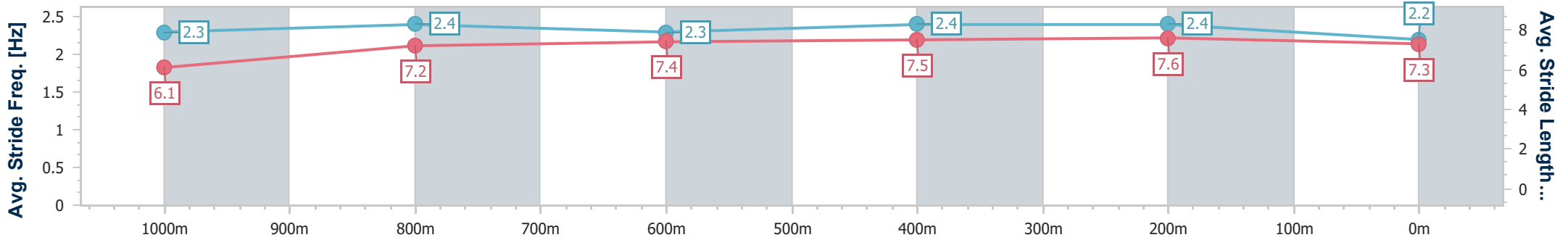
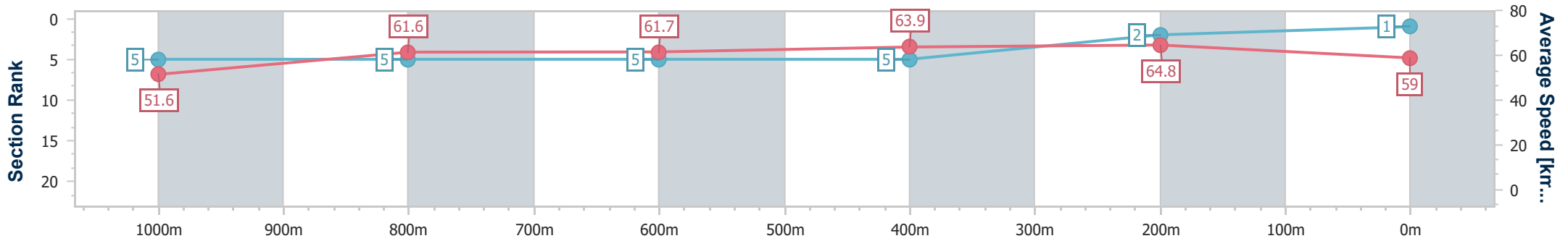
Race 5: Darwalla Group Maiden Plate - 1200m

20 October 2024 - 15:05



Track Rating: Good 4, Weather: Fine, Rail Position: +9m Entire

Section	Overall	1000m	800m	600m	400m	200m
Section Times	1:12.30 [1] (0:14.00)	0:58.30 [5] (0:11.74)	0:46.56 [5] (0:11.85)	0:34.71 [5] (0:11.42)	0:23.29 [5] (0:11.10)	0:12.19 [2] (0:12.19)
Average Speed [km/h]	51.6	61.6	61.7	63.9	64.8	59.0
Top Speed [km/h]	62.9	63.6	63.3	64.8	66.4	62.9
Avg. Dist. to Rail [m]	4.5	3.0	2.6	2.0	4.1	2.3
Avg. Stride Freq. [Hz]	2.3	2.4	2.3	2.4	2.4	2.2
Avg. Stride Length [m]	6.1	7.2	7.4	7.5	7.6	7.3



- [] Ranking at each section and finish
- .-.- No data available at this section
- NA No data available



Horse/Jockey Name	Vesper Lynd
Final Rank	2
Fastest Section Time (Section)	0:11.50 (400m)
Top Speed [km/h] (Section)	63.9 (600m)
Race State	Finished



Sunshine Coast QLD Professional

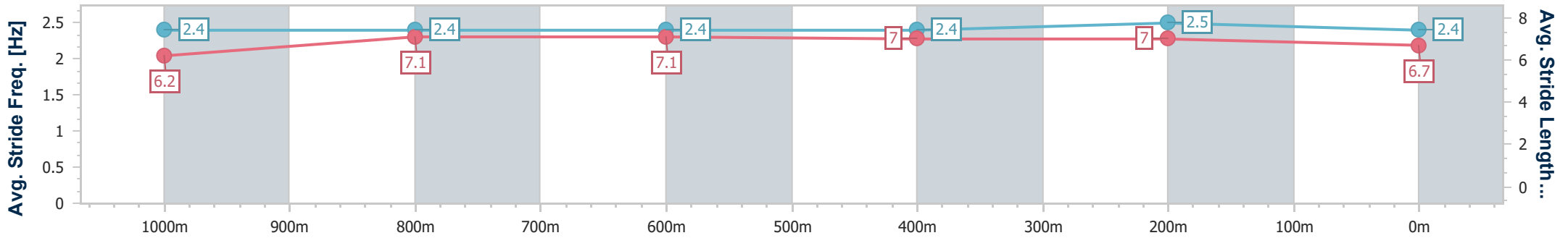
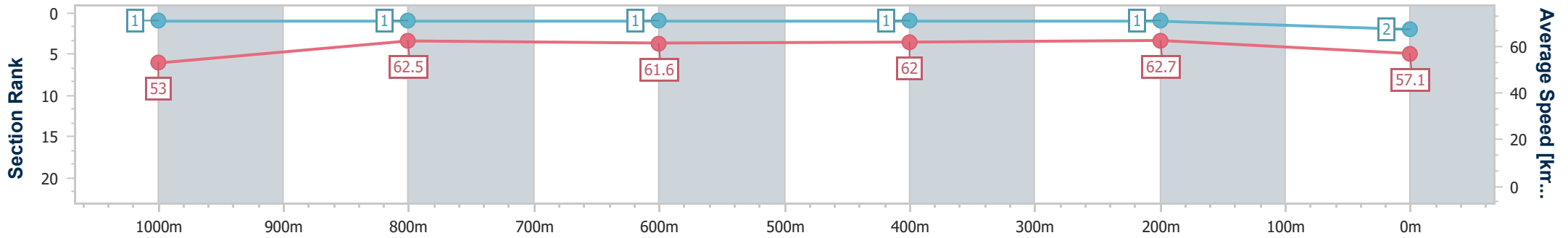
Race 5: Darwalla Group Maiden Plate - 1200m

20 October 2024 - 15:05

Track Rating: Good 4, Weather: Fine, Rail Position: +9m Entire



Section	Overall	1000m	800m	600m	400m	200m
Section Times	1:12.59 [2] (0:13.57)	0:59.02 [1] (0:11.58)	0:47.44 [1] (0:11.78)	0:35.66 [1] (0:11.55)	0:24.11 [1] (0:11.50)	0:12.61 [1] (0:12.61)
Average Speed [km/h]	53.0	62.5	61.6	62.0	62.7	57.1
Top Speed [km/h]	63.3	63.6	63.2	63.9	63.7	60.6
Avg. Dist. to Rail [m]	4.6	2.2	0.9	0.7	1.1	0.9
Avg. Stride Freq. [Hz]	2.4	2.4	2.4	2.4	2.5	2.4
Avg. Stride Length [m]	6.2	7.1	7.1	7.0	7.0	6.7



- [] Ranking at each section and finish
- .-.- No data available at this section
- NA No data available



Horse/Jockey Name	Scottville Scooter
Final Rank	3
Fastest Section Time (Section)	0:11.47 (400m)
Top Speed [km/h] (Section)	63.7 (400m)
Race State	Finished



Sunshine Coast QLD Professional

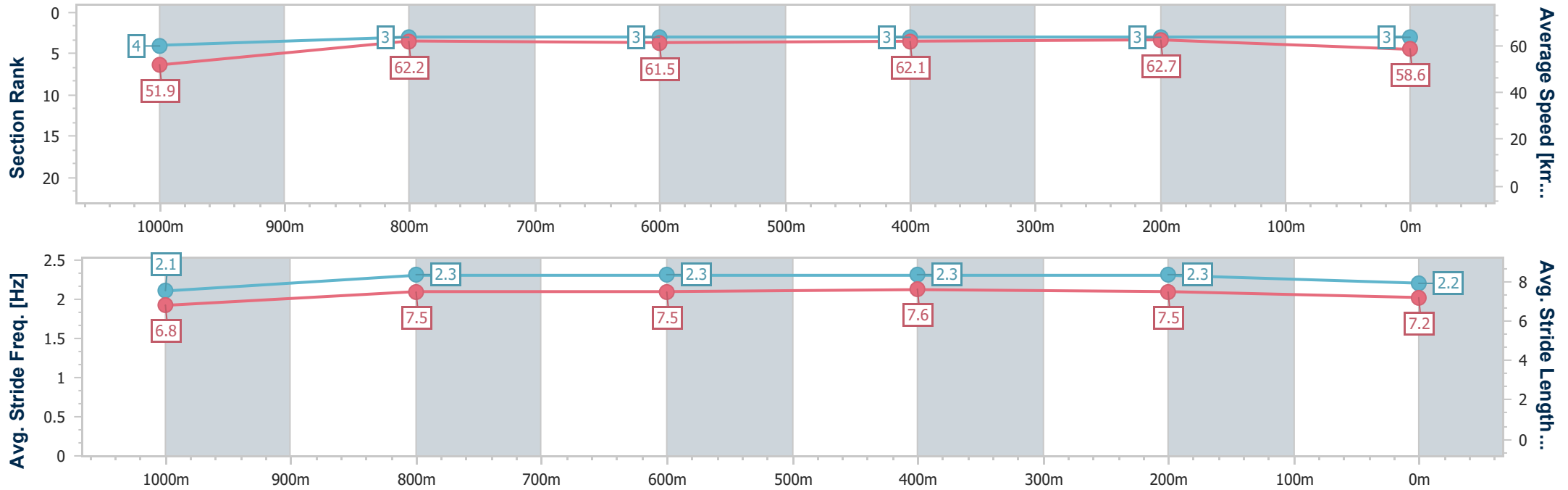
Race 5: Darwalla Group Maiden Plate - 1200m

20 October 2024 - 15:05

Track Rating: Good 4, Weather: Fine, Rail Position: +9m Entire



Section	Overall	1000m	800m	600m	400m	200m
Section Times	1:12.59 [3] (0:13.90)	0:58.69 [4] (0:11.62)	0:47.07 [3] (0:11.74)	0:35.33 [3] (0:11.54)	0:23.79 [3] (0:11.47)	0:12.32 [3] (0:12.32)
Average Speed [km/h]	51.9	62.2	61.5	62.1	62.7	58.6
Top Speed [km/h]	63.5	63.6	63.0	62.5	63.7	61.1
Avg. Dist. to Rail [m]	3.5	1.8	0.6	0.6	0.7	1.1
Avg. Stride Freq. [Hz]	2.1	2.3	2.3	2.3	2.3	2.2
Avg. Stride Length [m]	6.8	7.5	7.5	7.6	7.5	7.2



- [] Ranking at each section and finish
- .-.- No data available at this section
- NA No data available



Horse/Jockey Name	Chief In Charge
Final Rank	4
Fastest Section Time (Section)	0:11.18 (400m)
Top Speed [km/h] (Section)	64.9 (600m)
Race State	Finished



Sunshine Coast QLD Professional

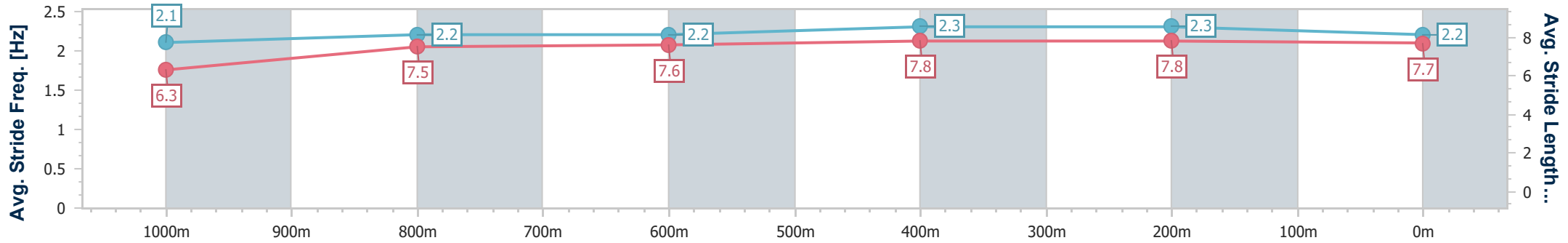
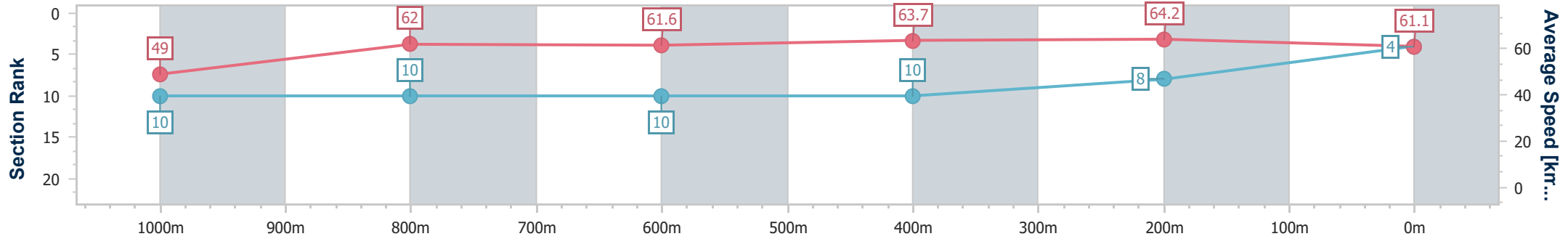
Race 5: Darwalla Group Maiden Plate - 1200m

20 October 2024 - 15:05



Track Rating: Good 4, Weather: Fine, Rail Position: +9m Entire

Section	Overall	1000m	800m	600m	400m	200m
Section Times	1:12.68 [4] (0:14.68)	0:58.00 [10] (0:11.73)	0:46.27 [10] (0:11.85)	0:34.42 [10] (0:11.41)	0:23.01 [10] (0:11.18)	0:11.83 [8] (0:11.83)
Average Speed [km/h]	49.0	62.0	61.6	63.7	64.2	61.1
Top Speed [km/h]	60.7	64.1	63.3	64.9	64.7	63.5
Avg. Dist. to Rail [m]	6.0	3.5	2.5	1.5	2.5	2.1
Avg. Stride Freq. [Hz]	2.1	2.2	2.2	2.3	2.3	2.2
Avg. Stride Length [m]	6.3	7.5	7.6	7.8	7.8	7.7



- [] Ranking at each section and finish
- .-.- No data available at this section
- NA No data available



Horse/Jockey Name	Lady Thinkabell
Final Rank	5
Fastest Section Time (Section)	0:11.04 (400m)
Top Speed [km/h] (Section)	66.0 (400m)
Race State	Finished



Sunshine Coast QLD Professional

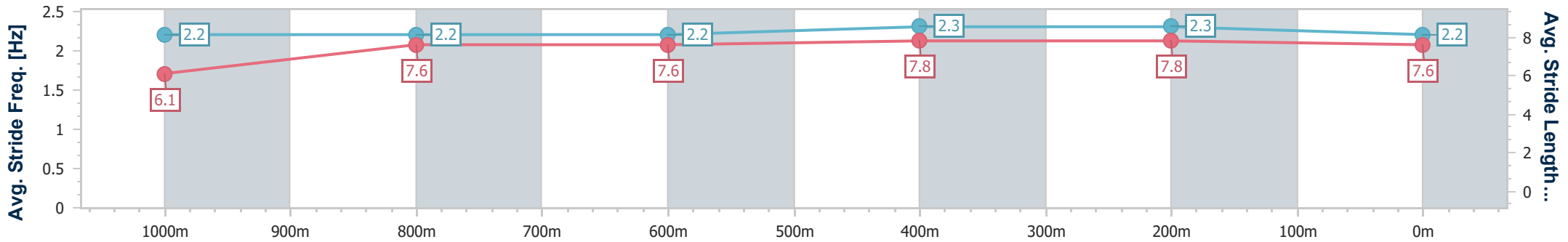
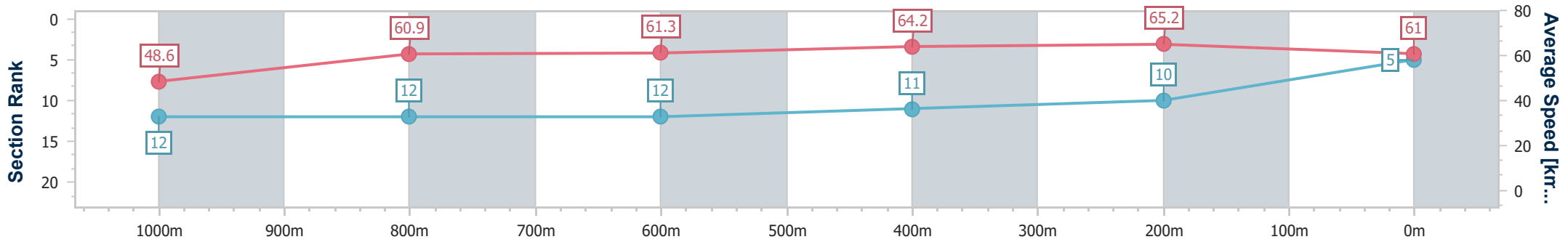
Race 5: Darwalla Group Maiden Plate - 1200m

20 October 2024 - 15:05



Track Rating: Good 4, Weather: Fine, Rail Position: +9m Entire

Section	Overall	1000m	800m	600m	400m	200m
Section Times	1:12.74 [5] (0:14.92)	0:57.82 [12] (0:11.85)	0:45.97 [12] (0:11.86)	0:34.11 [12] (0:11.26)	0:22.85 [11] (0:11.04)	0:11.81 [10] (0:11.81)
Average Speed [km/h]	48.6	60.9	61.3	64.2	65.2	61.0
Top Speed [km/h]	60.8	63.7	63.8	65.2	66.0	63.6
Avg. Dist. to Rail [m]	7.0	2.9	1.6	0.6	0.3	0.3
Avg. Stride Freq. [Hz]	2.2	2.2	2.2	2.3	2.3	2.2
Avg. Stride Length [m]	6.1	7.6	7.6	7.8	7.8	7.6



- [] Ranking at each section and finish
- .-.- No data available at this section
- NA No data available



Horse/Jockey Name	Be Friendly
Final Rank	6
Fastest Section Time (Section)	0:11.53 (1000m)
Top Speed [km/h] (Section)	63.9 (1000m)
Race State	Finished



Sunshine Coast QLD Professional

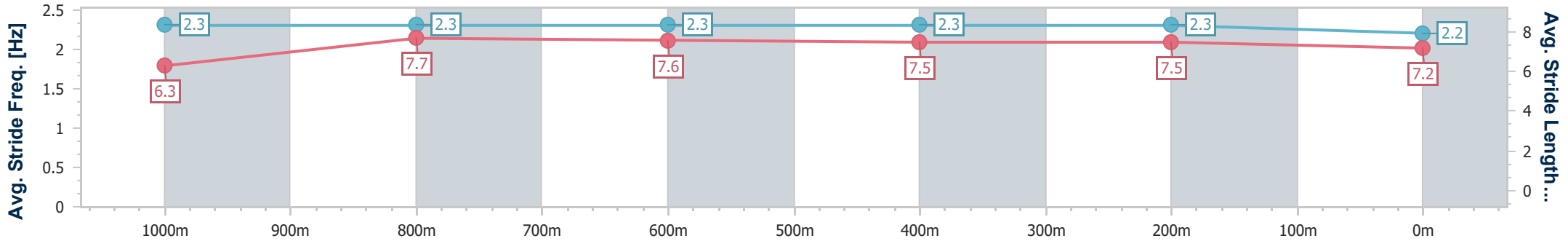
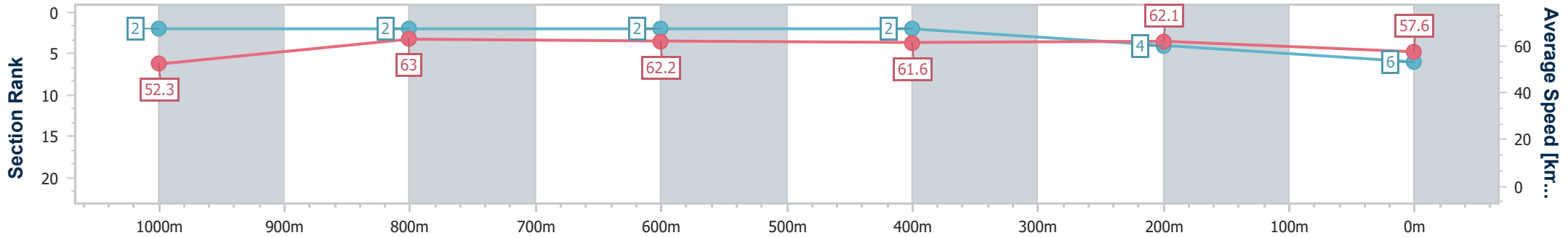
Race 5: Darwalla Group Maiden Plate - 1200m

20 October 2024 - 15:05

Track Rating: Good 4, Weather: Fine, Rail Position: +9m Entire



Section	Overall	1000m	800m	600m	400m	200m
Section Times	1:12.79 [6] (0:13.77)	0:59.02 [2] (0:11.53)	0:47.49 [2] (0:11.65)	0:35.84 [2] (0:11.72)	0:24.12 [2] (0:11.62)	0:12.50 [4] (0:12.50)
Average Speed [km/h]	52.3	63.0	62.2	61.6	62.1	57.6
Top Speed [km/h]	62.9	63.9	62.9	62.9	63.1	60.5
Avg. Dist. to Rail [m]	6.6	2.6	1.3	0.6	2.0	3.3
Avg. Stride Freq. [Hz]	2.3	2.3	2.3	2.3	2.3	2.2
Avg. Stride Length [m]	6.3	7.7	7.6	7.5	7.5	7.2



- [] Ranking at each section and finish
- .-.- No data available at this section
- NA No data available



Horse/Jockey Name	Missile Away
Final Rank	7
Fastest Section Time (Section)	0:11.36 (600m)
Top Speed [km/h] (Section)	64.2 (600m)
Race State	Finished



Sunshine Coast QLD Professional

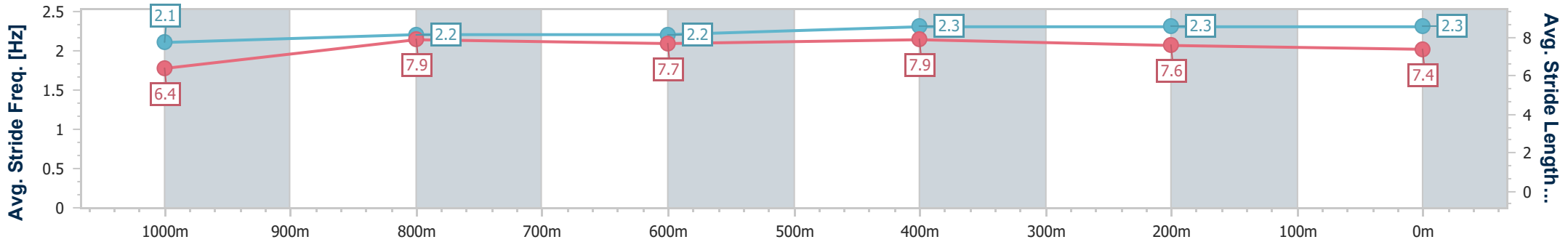
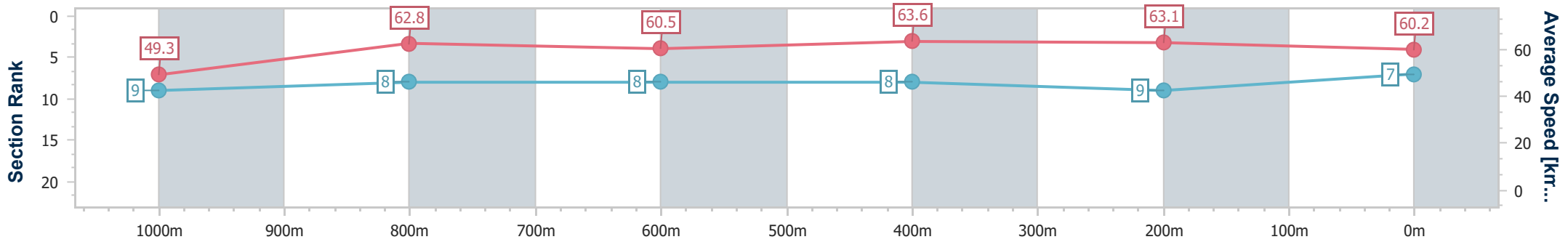
Race 5: Darwalla Group Maiden Plate - 1200m

20 October 2024 - 15:05



Track Rating: Good 4, Weather: Fine, Rail Position: +9m Entire

Section	Overall	1000m	800m	600m	400m	200m
Section Times	1:12.83 [7] (0:14.60)	0:58.23 [9] (0:11.54)	0:46.69 [8] (0:11.98)	0:34.71 [8] (0:11.36)	0:23.35 [8] (0:11.42)	0:11.93 [9] (0:11.93)
Average Speed [km/h]	49.3	62.8	60.5	63.6	63.1	60.2
Top Speed [km/h]	61.6	64.1	63.0	64.2	63.9	62.6
Avg. Dist. to Rail [m]	2.6	2.2	1.5	0.3	1.7	1.0
Avg. Stride Freq. [Hz]	2.1	2.2	2.2	2.3	2.3	2.3
Avg. Stride Length [m]	6.4	7.9	7.7	7.9	7.6	7.4



- [] Ranking at each section and finish
- .-.- No data available at this section
- NA No data available



Horse/Jockey Name	Cubans Crown
Final Rank	8
Fastest Section Time (Section)	0:11.36 (400m)
Top Speed [km/h] (Section)	65.4 (400m)
Race State	Finished



Sunshine Coast QLD Professional

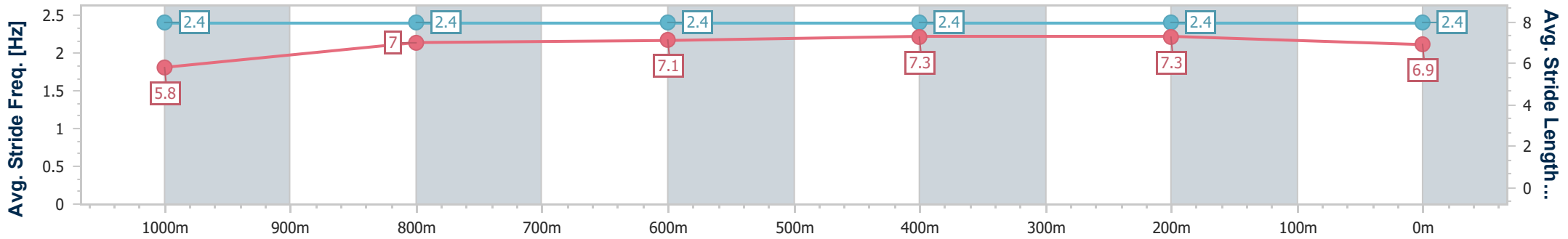
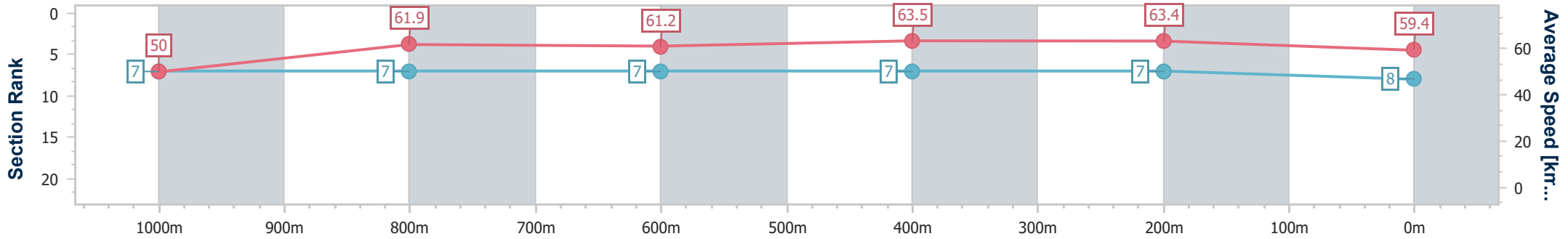
Race 5: Darwalla Group Maiden Plate - 1200m

20 October 2024 - 15:05



Track Rating: Good 4, Weather: Fine, Rail Position: +9m Entire

Section	Overall	1000m	800m	600m	400m	200m
Section Times	1:12.86 [8] (0:14.36)	0:58.50 [7] (0:11.70)	0:46.80 [7] (0:11.87)	0:34.93 [7] (0:11.46)	0:23.47 [7] (0:11.36)	0:12.11 [7] (0:12.11)
Average Speed [km/h]	50.0	61.9	61.2	63.5	63.4	59.4
Top Speed [km/h]	62.1	64.3	63.9	65.1	65.4	62.3
Avg. Dist. to Rail [m]	5.5	2.5	1.3	1.6	4.5	6.0
Avg. Stride Freq. [Hz]	2.4	2.4	2.4	2.4	2.4	2.4
Avg. Stride Length [m]	5.8	7.0	7.1	7.3	7.3	6.9



- [] Ranking at each section and finish
- .-.- No data available at this section
- NA No data available



Horse/Jockey Name	Bit Of Grunt
Final Rank	9
Fastest Section Time (Section)	0:11.38 (600m)
Top Speed [km/h] (Section)	66.5 (1000m)
Race State	Finished



Sunshine Coast QLD Professional

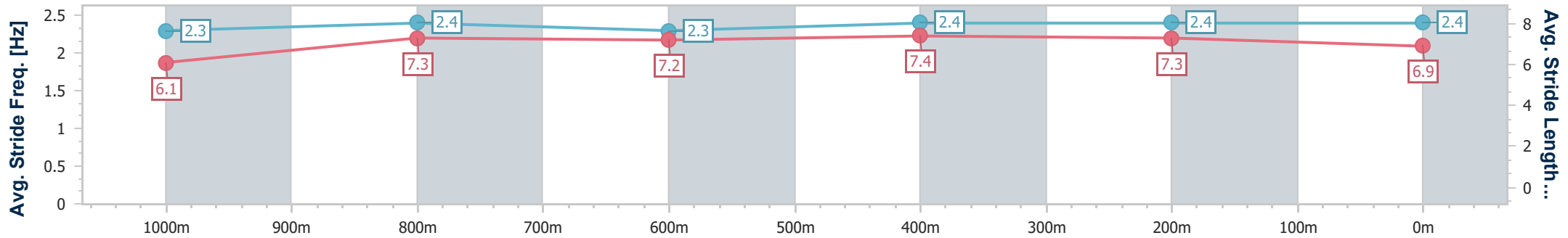
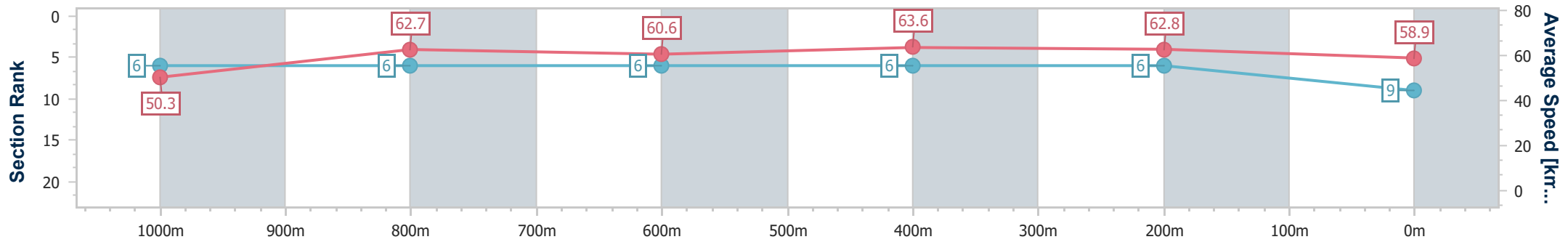
Race 5: Darwalla Group Maiden Plate - 1200m

20 October 2024 - 15:05

Track Rating: Good 4, Weather: Fine, Rail Position: +9m Entire



Section	Overall	1000m	800m	600m	400m	200m
Section Times	1:12.89 [9] (0:14.35)	0:58.54 [6] (0:11.55)	0:46.99 [6] (0:11.94)	0:35.05 [6] (0:11.38)	0:23.67 [6] (0:11.48)	0:12.19 [6] (0:12.19)
Average Speed [km/h]	50.3	62.7	60.6	63.6	62.8	58.9
Top Speed [km/h]	62.5	66.5	63.7	65.2	64.5	61.7
Avg. Dist. to Rail [m]	2.5	2.0	1.6	0.6	2.8	5.3
Avg. Stride Freq. [Hz]	2.3	2.4	2.3	2.4	2.4	2.4
Avg. Stride Length [m]	6.1	7.3	7.2	7.4	7.3	6.9



- [] Ranking at each section and finish
- .-.- No data available at this section
- NA No data available



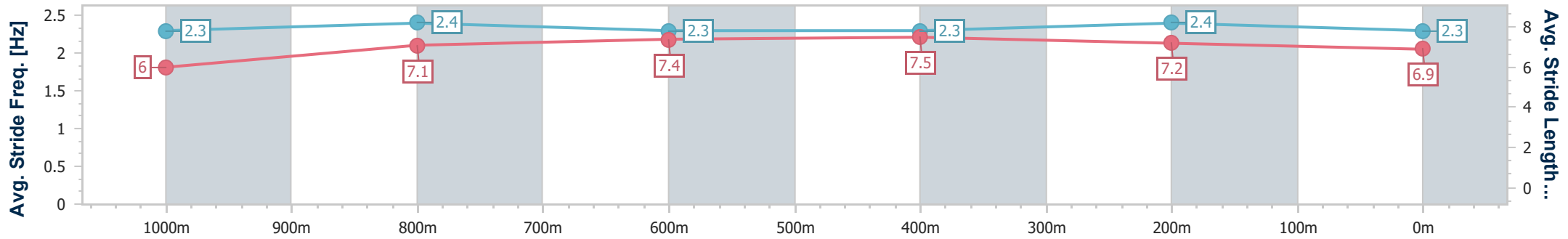
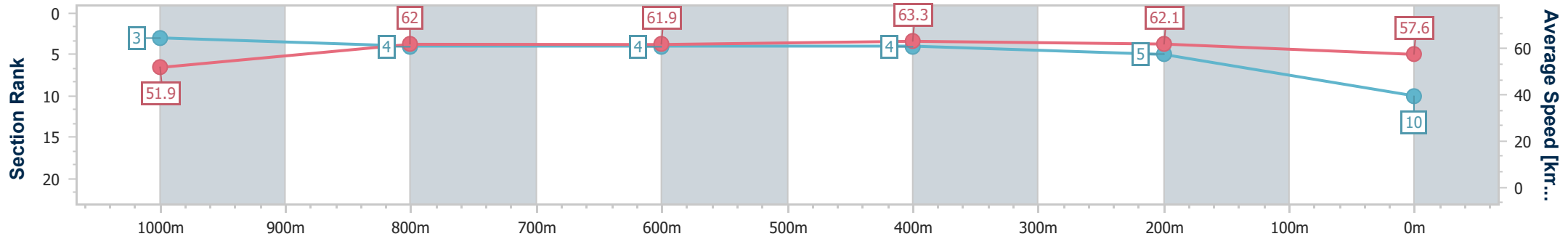
Horse/Jockey Name	He Goes Boom
Final Rank	10
Fastest Section Time (Section)	0:11.58 (600m)
Top Speed [km/h] (Section)	64.7 (600m)
Race State	Finished



Sunshine Coast QLD Professional
 Race 5: Darwalla Group Maiden Plate - 1200m
 20 October 2024 - 15:05
 Track Rating: Good 4, Weather: Fine, Rail Position: +9m Entire



Section	Overall	1000m	800m	600m	400m	200m
Section Times	1:13.05 [10] (0:13.90)	0:59.15 [3] (0:11.73)	0:47.42 [4] (0:11.76)	0:35.66 [4] (0:11.58)	0:24.08 [4] (0:11.58)	0:12.50 [5] (0:12.50)
Average Speed [km/h]	51.9	62.0	61.9	63.3	62.1	57.6
Top Speed [km/h]	64.0	63.6	63.4	64.7	63.9	60.2
Avg. Dist. to Rail [m]	8.7	3.5	2.2	2.9	5.0	5.5
Avg. Stride Freq. [Hz]	2.3	2.4	2.3	2.3	2.4	2.3
Avg. Stride Length [m]	6.0	7.1	7.4	7.5	7.2	6.9



- [] Ranking at each section and finish
- .-.- No data available at this section
- NA No data available



Horse/Jockey Name	Pride Of Venus
Final Rank	11
Fastest Section Time (Section)	0:11.33 (400m)
Top Speed [km/h] (Section)	64.6 (400m)
Race State	Finished



Sunshine Coast QLD Professional

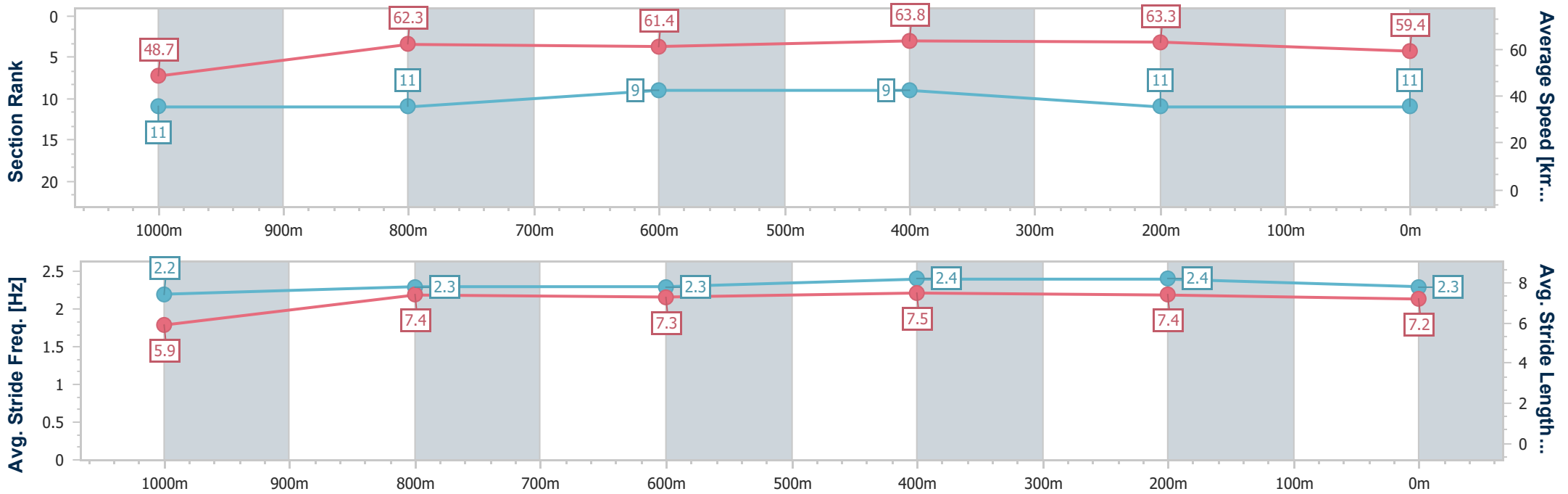
Race 5: Darwalla Group Maiden Plate - 1200m

20 October 2024 - 15:05



Track Rating: Good 4, Weather: Fine, Rail Position: +9m Entire

Section	Overall	1000m	800m	600m	400m	200m
Section Times	1:13.13 [11] (0:14.83)	0:58.30 [11] (0:11.63)	0:46.67 [11] (0:11.79)	0:34.88 [9] (0:11.41)	0:23.47 [9] (0:11.33)	0:12.14 [11] (0:12.14)
Average Speed [km/h]	48.7	62.3	61.4	63.8	63.3	59.4
Top Speed [km/h]	63.4	64.0	64.2	64.3	64.6	62.4
Avg. Dist. to Rail [m]	5.9	2.2	1.4	1.2	1.9	0.8
Avg. Stride Freq. [Hz]	2.2	2.3	2.3	2.4	2.4	2.3
Avg. Stride Length [m]	5.9	7.4	7.3	7.5	7.4	7.2



- [] Ranking at each section and finish
- .-.- No data available at this section
- NA No data available



Horse/Jockey Name	Eight Cylinders
Final Rank	12
Fastest Section Time (Section)	0:11.32 (400m)
Top Speed [km/h] (Section)	65.8 (400m)
Race State	Finished



Sunshine Coast QLD Professional

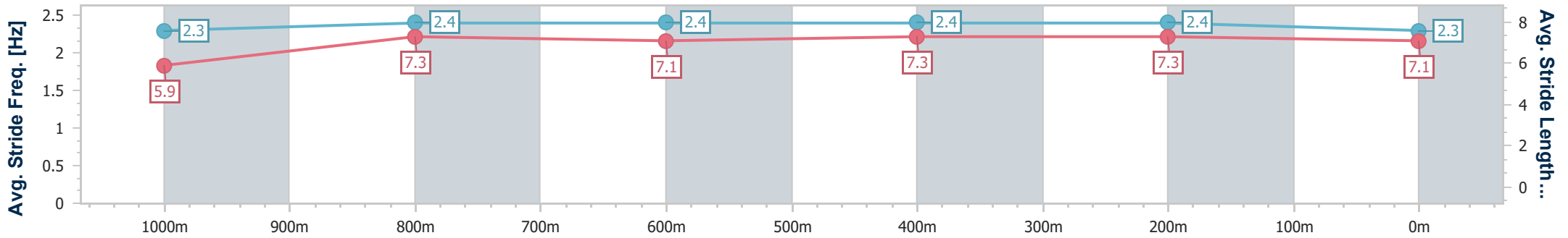
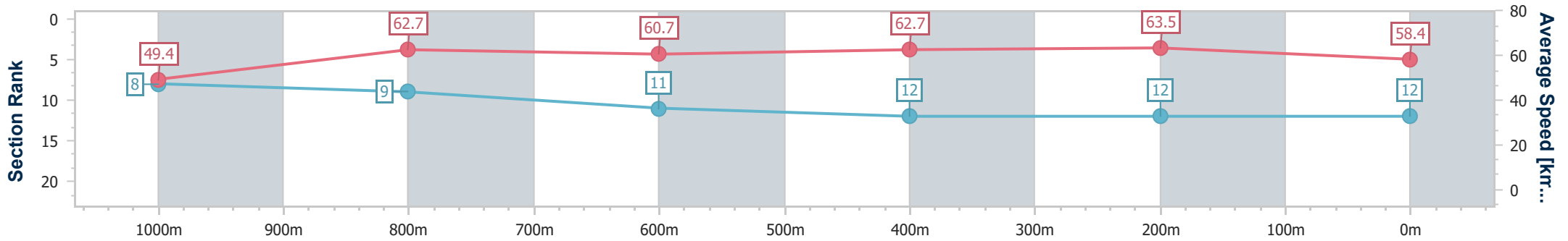
Race 5: Darwalla Group Maiden Plate - 1200m

20 October 2024 - 15:05

Track Rating: Good 4, Weather: Fine, Rail Position: +9m Entire



Section	Overall	1000m	800m	600m	400m	200m
Section Times	1:13.57 [12] (0:14.57)	0:59.00 [8] (0:11.60)	0:47.40 [9] (0:12.12)	0:35.28 [11] (0:11.61)	0:23.67 [12] (0:11.32)	0:12.35 [12] (0:12.35)
Average Speed [km/h]	49.4	62.7	60.7	62.7	63.5	58.4
Top Speed [km/h]	61.0	63.9	62.7	64.9	65.8	62.1
Avg. Dist. to Rail [m]	4.9	3.6	3.2	2.3	4.1	3.9
Avg. Stride Freq. [Hz]	2.3	2.4	2.4	2.4	2.4	2.3
Avg. Stride Length [m]	5.9	7.3	7.1	7.3	7.3	7.1



- [] Ranking at each section and finish
- .-.- No data available at this section
- NA No data available



Sunshine Coast QLD Professional

Race 6: Terry Lucas Real Estate Agent Class 3 Plate - 1400m

20 October 2024 - 15:45



Track Rating: Good 4, Weather: Fine, Rail Position: +9m Entire

Section		Field Times										Last 600m				
		Overall	1200m	1000m	800m	600m	400m						0:36.34			
		1:24.40 (0:13.17)	1:11.23 (0:11.25)	0:59.98 (0:11.77)	0:48.21 (0:11.87)	0:36.34 (0:11.84)	0:24.50 (0:11.90)									
Rank	TAB	Horse/Jockey	Barrier	Top Speed [km/h]	Fastest Section											Distance Travelled [m]
1	7	THE PUNISHER Melea Castle	4	66.2 1200m	0:11.34 1200m	1:24.40 [1] (0:13.53)	1:10.87 [3] (0:11.34)	0:59.53 [3] (0:11.66)	0:47.87 [3] (0:11.76)	0:36.11 [3] (0:11.82)	0:24.29 [3] (0:11.77)	0:36.11				
2	5	NIGHTSTICK Kyle Wilson-Taylor	10	65.5 Overall	0:11.45 400m	1:24.65 [2] (0:14.06)	1:10.59 [9] (0:11.51)	0:59.08 [11] (0:11.80)	0:47.28 [11] (0:11.89)	0:35.39 [11] (0:11.60)	0:23.79 [11] (0:11.45)	0:35.39 +7				
3	10	PINKUS Shania Willis	2	66.6 1200m	0:11.12 1200m	1:24.67 [3] (0:13.36)	1:11.31 [2] (0:11.12)	1:00.19 [2] (0:11.73)	0:48.46 [2] (0:11.89)	0:36.57 [2] (0:11.80)	0:24.77 [1] (0:11.90)	0:36.57 +5				
4	9	CAVAUP Andrew Mallyon	1	65.5 Overall	0:11.33 1200m	1:24.69 [4] (0:13.87)	1:10.82 [8] (0:11.33)	0:59.49 [7] (0:11.75)	0:47.74 [6] (0:11.72)	0:36.02 [5] (0:11.67)	0:24.35 [4] (0:11.69)	0:36.02 +2				
5	14	GULF OF SIDRA Landan Sykes	3	65.3 1200m	0:11.36 1200m	1:24.77 [5] (0:14.15)	1:10.62 [11] (0:11.36)	0:59.26 [10] (0:11.76)	0:47.50 [10] (0:11.72)	0:35.78 [8] (0:11.79)	0:23.99 [9] (0:11.69)	0:35.78 +1				
6	12	KARIACTION Micheal Hellyer	7	65.7 Overall	0:11.36 1200m	1:24.96 [6] (0:13.79)	1:11.17 [7] (0:11.36)	0:59.81 [6] (0:11.70)	0:48.11 [5] (0:11.85)	0:36.26 [6] (0:11.85)	0:24.41 [6] (0:11.81)	0:36.26 +7				
7	13	WALSH BAY Tahlia Fenlon	11	64.1 1200m	0:11.63 1200m	1:25.18 [7] (0:13.72)	1:11.46 [5] (0:11.63)	0:59.83 [8] (0:11.81)	0:48.02 [8] (0:11.91)	0:36.11 [10] (0:11.74)	0:24.37 [10] (0:11.67)	0:36.11 +11				
8	1	BETTER BE NORDY Jasper Franklin	9	66.2 1200m	0:11.42 1200m	1:25.19 [8] (0:13.73)	1:11.46 [6] (0:11.42)	1:00.04 [5] (0:11.85)	0:48.19 [7] (0:11.90)	0:36.29 [7] (0:11.70)	0:24.59 [7] (0:11.65)	0:36.29 +6				
9	8	WHAT A WEEKEND Cody Collis	8	65.6 1200m	0:11.36 1200m	1:25.29 [9] (0:14.10)	1:11.19 [10] (0:11.36)	0:59.83 [9] (0:11.73)	0:48.10 [9] (0:11.86)	0:36.24 [9] (0:11.73)	0:24.51 [8] (0:11.74)	0:36.24 +7				
10	3	KERKORIAN Samantha Collett	5	66.6 1200m	0:11.35 1200m	1:25.73 [10] (0:13.55)	1:12.18 [4] (0:11.35)	1:00.83 [4] (0:11.66)	0:49.17 [4] (0:11.84)	0:37.33 [4] (0:11.97)	0:25.36 [5] (0:12.30)	0:37.33 +6				

Scratched: Money Man (#4), The Deputy (#6), Badda Boom Baby (#11)

[] Ranking at each section and finish
 -:-:- No data available at this section
 NA No data available

SCN Saddle cloth number
 DNF Did not finish
 DNT Did not track



Sunshine Coast QLD Professional
Race 6: Terry Lucas Real Estate Agent Class 3 Plate - 1400m
 20 October 2024 - 15:45



Track Rating: Good 4, Weather: Fine, Rail Position: +9m Entire

Section	Overall	1200m	1000m	800m	600m	400m	Last 600m
Field Times	1:24.40 (0:13.17)	1:11.23 (0:11.25)	0:59.98 (0:11.77)	0:48.21 (0:11.87)	0:36.34 (0:11.84)	0:24.50 (0:11.90)	0:36.34

Rank	TAB	Horse/Jockey	Barrier	Top Speed [km/h]	Fastest Section	Overall	1200m	1000m	800m	600m	400m	Last 600m	Distance Travelled [m]
11	2	EBONY KING	12	67.3	0:11.25	1:26.84 [11]	1:13.67 [1]	1:02.42 [1]	0:50.65 [1]	0:38.78 [1]	0:26.86 [2]	0:38.78	+1
		Jai Williams		Overall	1200m	(0:13.17)	(0:11.25)	(0:11.77)	(0:11.87)	(0:11.92)	(0:12.49)		

Scratched: Money Man (#4), The Deputy (#6), Badda Boom Baby (#11)



Sunshine Coast QLD Professional
Race 6: Terry Lucas Real Estate Agent Class 3 Plate - 1400m
20 October 2024 - 15:45



Track Rating: Good 4, Weather: Fine, Rail Position: +9m Entire

Section							200m			Last 600m
Field Times							0:12.60			0:36.34
							(0:12.60)			
Rank	TAB	Horse/Jockey	Barrier	Top Speed [km/h]	Fastest Section	Margin			Distance Travelled [m]	
1	7	THE PUNISHER	4	66.2	0:11.34	0:12.52 [2]	1:24.40		0:36.11	
		Melea Castle		1200m	1200m	(0:12.52)				
2	5	NIGHTSTICK	10	65.5	0:11.45	0:12.34 [5]	1.3L		0:35.39 +7	
		Kyle Wilson-Taylor		Overall	400m	(0:12.34)				
3	10	PINKUS	2	66.6	0:11.12	0:12.87 [1]	1.4L		0:36.57 +5	
		Shania Willis		1200m	1200m	(0:12.87)				
4	9	CAVAUP	1	65.5	0:11.33	0:12.66 [3]	1.5L		0:36.02 +2	
		Andrew Mallyon		Overall	1200m	(0:12.66)				
5	14	GULF OF SIDRA	3	65.3	0:11.36	0:12.30 [7]	1.8L		0:35.78 +1	
		Landan Sykes		1200m	1200m	(0:12.30)				
6	12	KARIACTION	7	65.7	0:11.36	0:12.60 [6]	2.8L		0:36.26 +7	
		Micheal Hellyer		Overall	1200m	(0:12.60)				
7	13	WALSH BAY	11	64.1	0:11.63	0:12.70 [9]	4.1L		0:36.11 +11	
		Tahlia Fenlon		1200m	1200m	(0:12.70)				
8	1	BETTER BE NORDY	9	66.2	0:11.42	0:12.94 [4]	4.2L		0:36.29 +6	
		Jasper Franklin		1200m	1200m	(0:12.94)				
9	8	WHAT A WEEKEND	8	65.6	0:11.36	0:12.77 [10]	4.6L		0:36.24 +7	
		Cody Collis		1200m	1200m	(0:12.77)				
10	3	KERKORIAN	5	66.6	0:11.35	0:13.06 [11]	7.1L		0:37.33 +6	
		Samantha Collett		1200m	1200m	(0:13.06)				

Scratched: Money Man (#4), The Deputy (#6), Badda Boom Baby (#11)

[] Ranking at each section and finish
 -:-:- No data available at this section
 NA No data available

SCN Saddle cloth number
 DNF Did not finish
 DNT Did not track



Sunshine Coast QLD Professional
Race 6: Terry Lucas Real Estate Agent Class 3 Plate - 1400m
 20 October 2024 - 15:45



Track Rating: Good 4, Weather: Fine, Rail Position: +9m Entire

Section				200m				Last 600m		
Field Times				0:12.60 (0:12.60)				0:36.34		
Rank	TAB	Horse/Jockey	Barrier	Top Speed [km/h]	Fastest Section	Margin		Distance Travelled [m]		
11	2	EBONY KING	12	67.3	0:11.25	0:14.37 [8]	13.6L		0:38.78	+1
		Jai Williams		Overall	1200m	(0:14.37)				

Scratched: Money Man (#4), The Deputy (#6), Badda Boom Baby (#11)

[] Ranking at each section and finish
 -:-:- No data available at this section
 NA No data available

SCN Saddle cloth number
 DNF Did not finish
 DNT Did not track



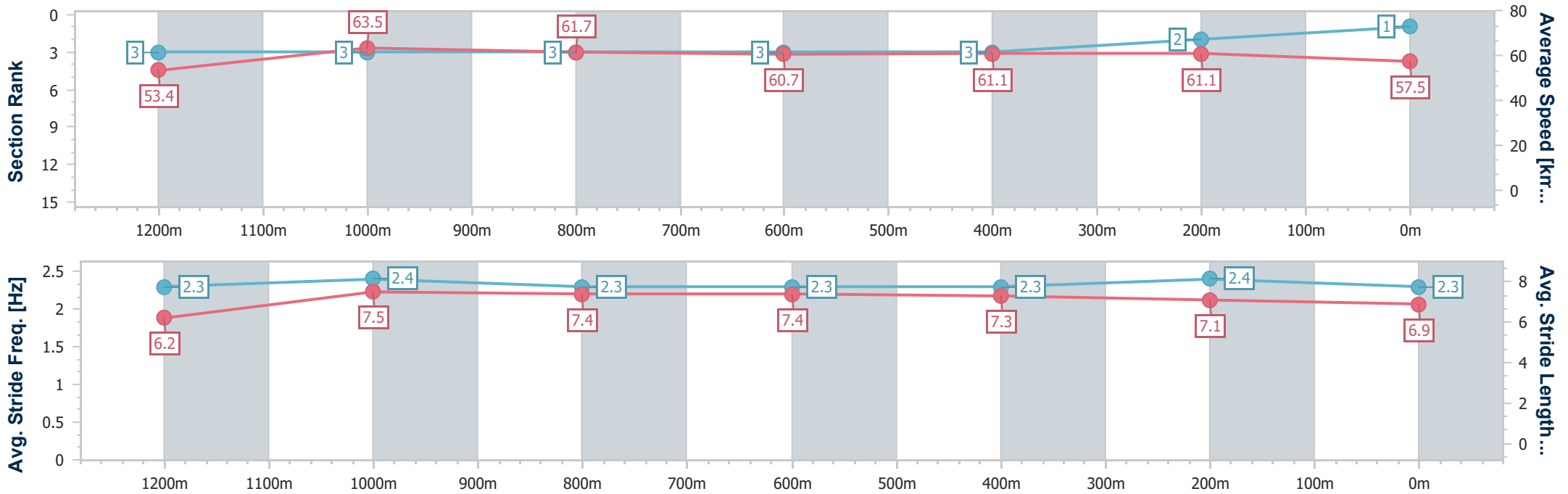
Horse/Jockey Name	The Punisher
Final Rank	1
Fastest Section Time (Section)	0:11.34 (1200m)
Top Speed [km/h] (Section)	66.2 (1200m)
Race State	Finished



Sunshine Coast QLD Professional
 Race 6: Terry Lucas Real Estate Agent Class 3 Plate - 1400m
 20 October 2024 - 15:45
 Track Rating: Good 4, Weather: Fine, Rail Position: +9m Entire



Section	Overall	1200m	1000m	800m	600m	400m	200m
Section Times	1:24.40 [1] (0:13.53)	1:10.87 [3] (0:11.34)	0:59.53 [3] (0:11.66)	0:47.87 [3] (0:11.76)	0:36.11 [3] (0:11.82)	0:24.29 [3] (0:11.77)	0:12.52 [2] (0:12.52)
Average Speed [km/h]	53.4	63.5	61.7	60.7	61.1	61.1	57.5
Top Speed [km/h]	65.8	66.2	62.8	61.6	63.0	61.7	59.9
Avg. Dist. to Rail [m]	4.3	1.9	0.5	1.3	1.1	4.6	5.2
Avg. Stride Freq. [Hz]	2.3	2.4	2.3	2.3	2.3	2.4	2.3
Avg. Stride Length [m]	6.2	7.5	7.4	7.4	7.3	7.1	6.9



- [] Ranking at each section and finish
- :-:- No data available at this section
- NA No data available



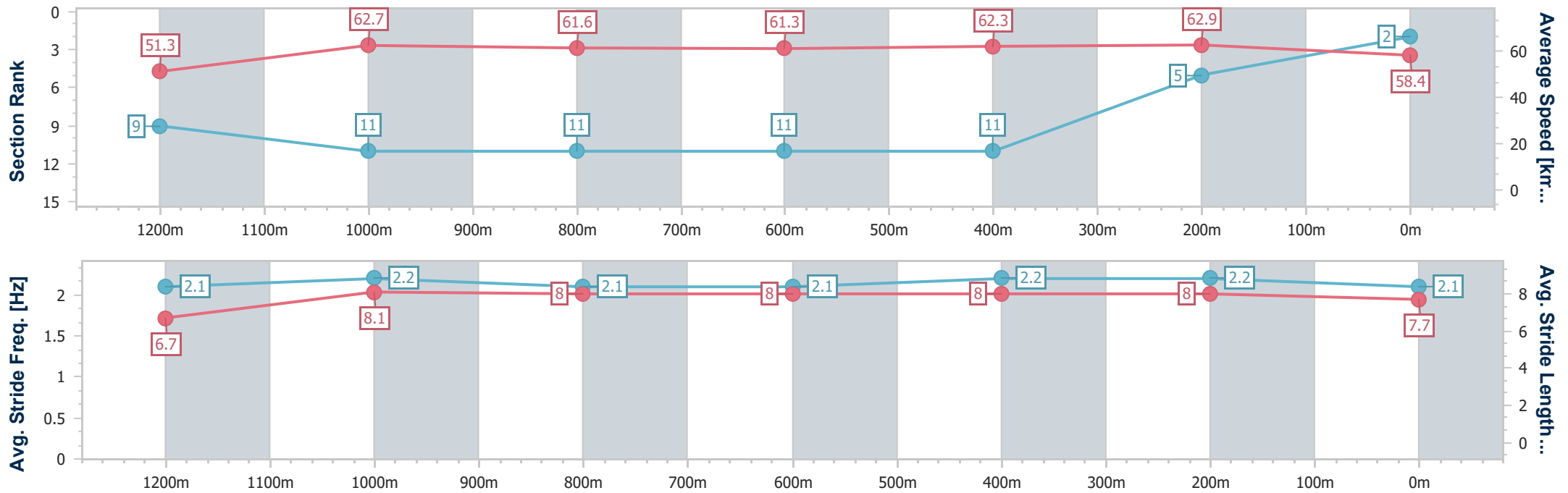
Horse/Jockey Name	Nightstick
Final Rank	2
Fastest Section Time (Section)	0:11.45 (400m)
Top Speed [km/h] (Section)	65.5 (Overall)
Race State	Finished



Sunshine Coast QLD Professional
 Race 6: Terry Lucas Real Estate Agent Class 3 Plate - 1400m
 20 October 2024 - 15:45
 Track Rating: Good 4, Weather: Fine, Rail Position: +9m Entire



Section	Overall	1200m	1000m	800m	600m	400m	200m
Section Times	1:24.65 [2] (0:14.06)	1:10.59 [9] (0:11.51)	0:59.08 [11] (0:11.80)	0:47.28 [11] (0:11.89)	0:35.39 [11] (0:11.60)	0:23.79 [11] (0:11.45)	0:12.34 [5] (0:12.34)
Average Speed [km/h]	51.3	62.7	61.6	61.3	62.3	62.9	58.4
Top Speed [km/h]	65.5	65.4	62.6	62.8	63.4	63.9	60.7
Avg. Dist. to Rail [m]	7.4	4.1	3.1	2.1	1.3	1.7	2.2
Avg. Stride Freq. [Hz]	2.1	2.2	2.1	2.1	2.2	2.2	2.1
Avg. Stride Length [m]	6.7	8.1	8.0	8.0	8.0	8.0	7.7



- [] Ranking at each section and finish
- .-.- No data available at this section
- NA No data available



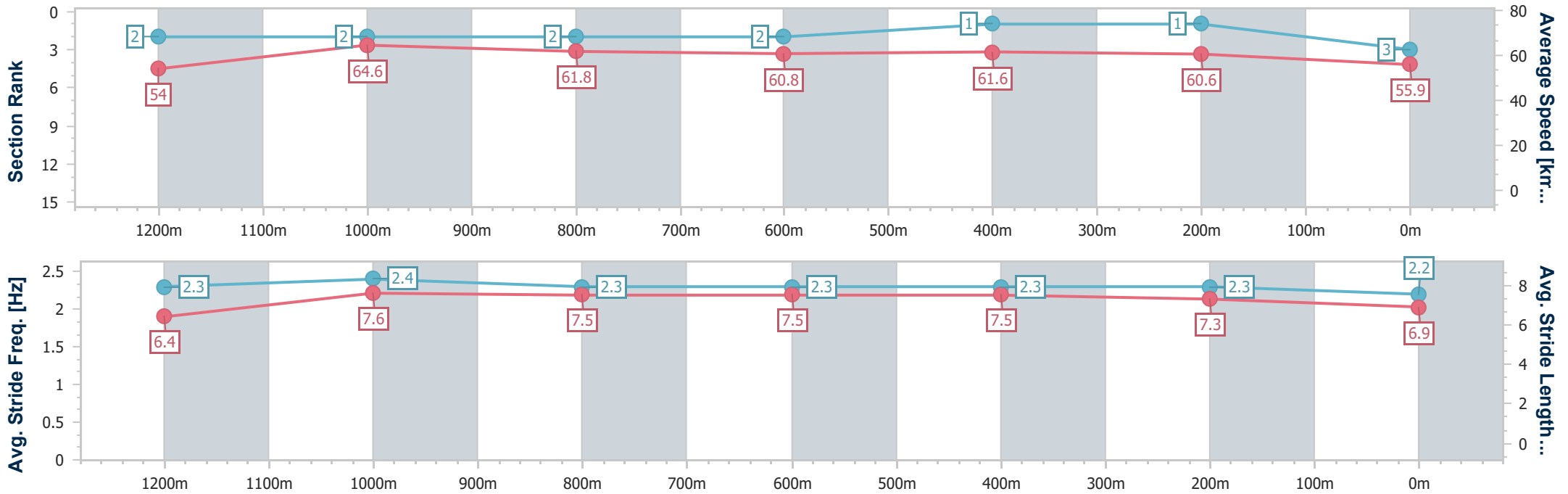
Horse/Jockey Name	Pinkus
Final Rank	3
Fastest Section Time (Section)	0:11.12 (1200m)
Top Speed [km/h] (Section)	66.6 (1200m)
Race State	Finished



Sunshine Coast QLD Professional
 Race 6: Terry Lucas Real Estate Agent Class 3 Plate - 1400m
 20 October 2024 - 15:45
 Track Rating: Good 4, Weather: Fine, Rail Position: +9m Entire



Section	Overall	1200m	1000m	800m	600m	400m	200m
Section Times	1:24.67 [3] (0:13.36)	1:11.31 [2] (0:11.12)	1:00.19 [2] (0:11.73)	0:48.46 [2] (0:11.89)	0:36.57 [2] (0:11.80)	0:24.77 [1] (0:11.90)	0:12.87 [1] (0:12.87)
Average Speed [km/h]	54.0	64.6	61.8	60.8	61.6	60.6	55.9
Top Speed [km/h]	66.6	66.6	62.9	61.8	62.3	61.7	59.1
Avg. Dist. to Rail [m]	2.8	2.3	1.9	0.9	1.9	2.9	3.9
Avg. Stride Freq. [Hz]	2.3	2.4	2.3	2.3	2.3	2.3	2.2
Avg. Stride Length [m]	6.4	7.6	7.5	7.5	7.5	7.3	6.9



- [] Ranking at each section and finish
- .-.- No data available at this section
- NA No data available



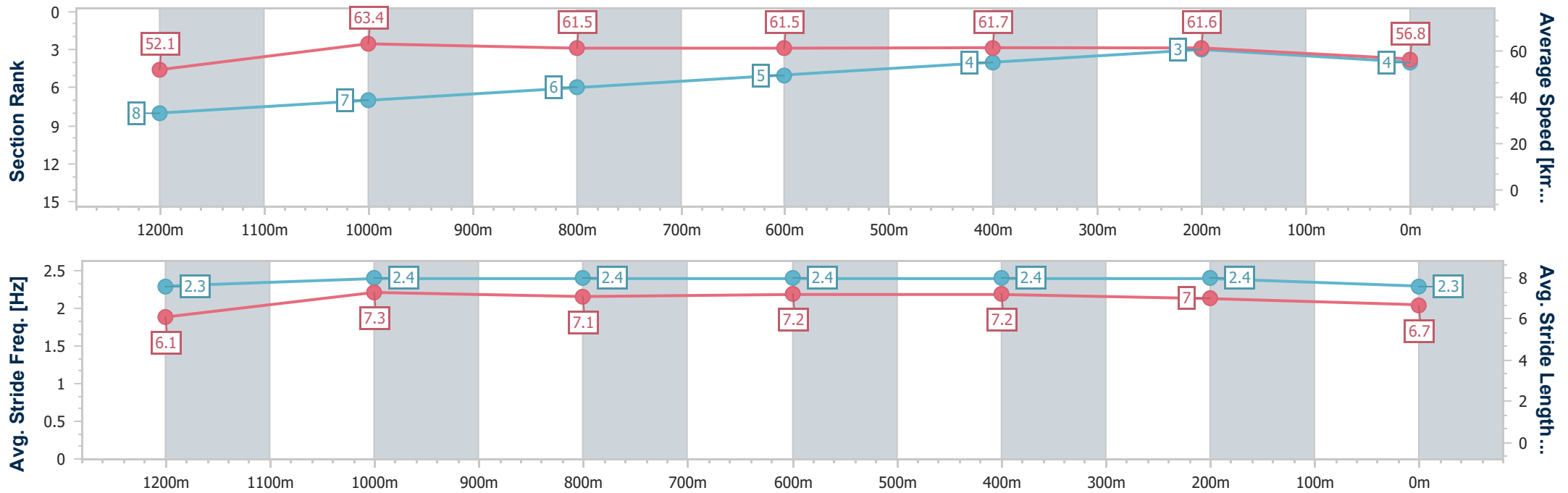
Horse/Jockey Name	Cavaup
Final Rank	4
Fastest Section Time (Section)	0:11.33 (1200m)
Top Speed [km/h] (Section)	65.5 (Overall)
Race State	Finished



Sunshine Coast QLD Professional
 Race 6: Terry Lucas Real Estate Agent Class 3 Plate - 1400m
 20 October 2024 - 15:45
 Track Rating: Good 4, Weather: Fine, Rail Position: +9m Entire



Section	Overall	1200m	1000m	800m	600m	400m	200m
Section Times	1:24.69 [4] (0:13.87)	1:10.82 [8] (0:11.33)	0:59.49 [7] (0:11.75)	0:47.74 [6] (0:11.72)	0:36.02 [5] (0:11.67)	0:24.35 [4] (0:11.69)	0:12.66 [3] (0:12.66)
Average Speed [km/h]	52.1	63.4	61.5	61.5	61.7	61.6	56.8
Top Speed [km/h]	65.5	65.3	63.7	63.4	62.8	62.9	61.2
Avg. Dist. to Rail [m]	2.6	2.0	1.5	0.3	0.3	2.8	5.1
Avg. Stride Freq. [Hz]	2.3	2.4	2.4	2.4	2.4	2.4	2.3
Avg. Stride Length [m]	6.1	7.3	7.1	7.2	7.2	7.0	6.7



- [] Ranking at each section and finish
- .-.- No data available at this section
- NA No data available



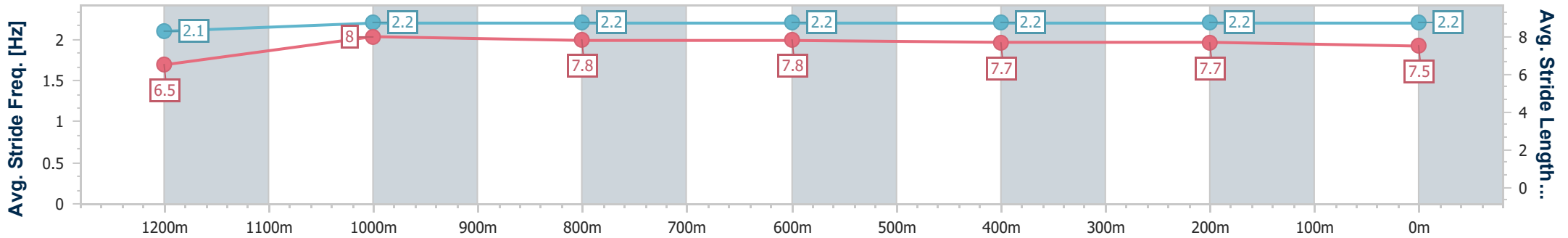
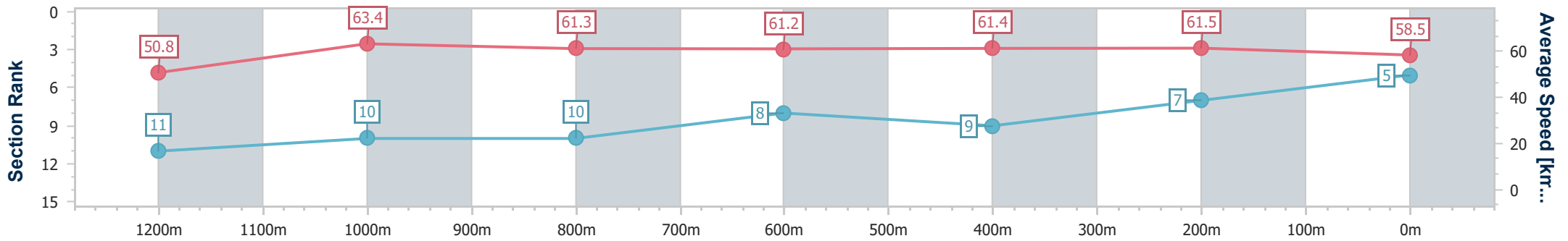
Horse/Jockey Name	Gulf Of Sidra
Final Rank	5
Fastest Section Time (Section)	0:11.36 (1200m)
Top Speed [km/h] (Section)	65.3 (1200m)
Race State	Finished



Sunshine Coast QLD Professional
 Race 6: Terry Lucas Real Estate Agent Class 3 Plate - 1400m
 20 October 2024 - 15:45
 Track Rating: Good 4, Weather: Fine, Rail Position: +9m Entire



Section	Overall	1200m	1000m	800m	600m	400m	200m
Section Times	1:24.77 [5] (0:14.15)	1:10.62 [11] (0:11.36)	0:59.26 [10] (0:11.76)	0:47.50 [10] (0:11.72)	0:35.78 [8] (0:11.79)	0:23.99 [9] (0:11.69)	0:12.30 [7] (0:12.30)
Average Speed [km/h]	50.8	63.4	61.3	61.2	61.4	61.5	58.5
Top Speed [km/h]	64.8	65.3	63.3	62.1	62.4	62.5	59.8
Avg. Dist. to Rail [m]	3.5	1.5	1.0	0.8	0.7	1.8	2.8
Avg. Stride Freq. [Hz]	2.1	2.2	2.2	2.2	2.2	2.2	2.2
Avg. Stride Length [m]	6.5	8.0	7.8	7.8	7.7	7.7	7.5



- [] Ranking at each section and finish
- .-.- No data available at this section
- NA No data available



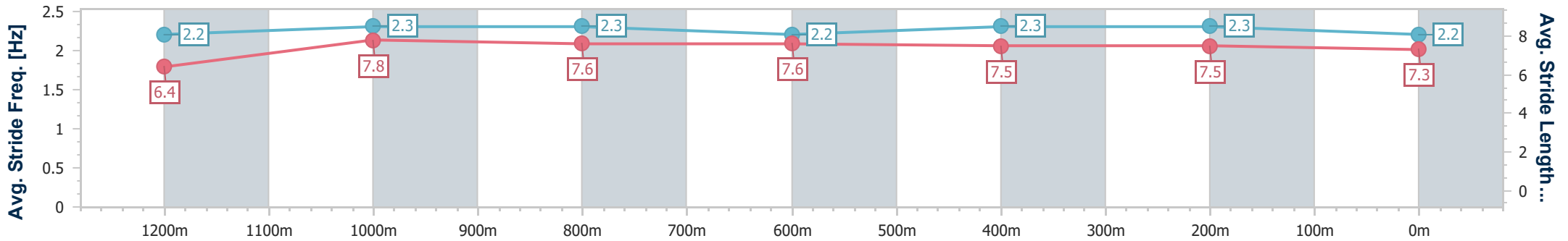
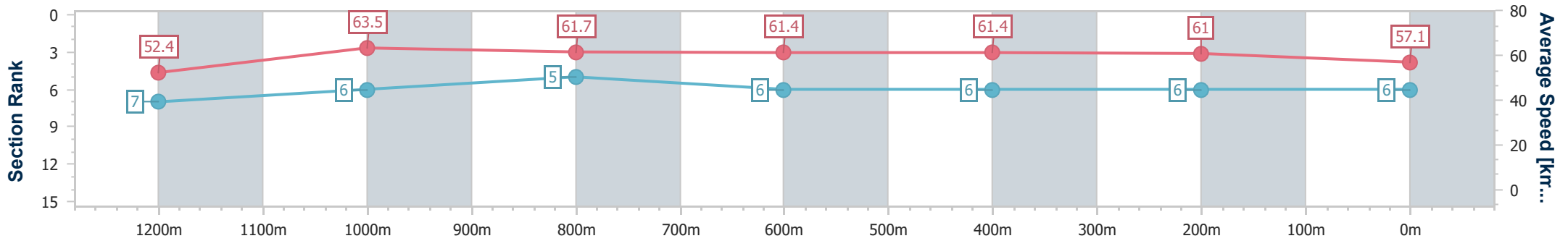
Horse/Jockey Name	Kariation
Final Rank	6
Fastest Section Time (Section)	0:11.36 (1200m)
Top Speed [km/h] (Section)	65.7 (Overall)
Race State	Finished



Sunshine Coast QLD Professional
 Race 6: Terry Lucas Real Estate Agent Class 3 Plate - 1400m
 20 October 2024 - 15:45
 Track Rating: Good 4, Weather: Fine, Rail Position: +9m Entire



Section	Overall	1200m	1000m	800m	600m	400m	200m
Section Times	1:24.96 [6] (0:13.79)	1:11.17 [7] (0:11.36)	0:59.81 [6] (0:11.70)	0:48.11 [5] (0:11.85)	0:36.26 [6] (0:11.85)	0:24.41 [6] (0:11.81)	0:12.60 [6] (0:12.60)
Average Speed [km/h]	52.4	63.5	61.7	61.4	61.4	61.0	57.1
Top Speed [km/h]	65.7	65.4	62.9	62.7	63.0	61.9	61.2
Avg. Dist. to Rail [m]	5.2	2.7	2.2	1.3	2.6	4.7	4.8
Avg. Stride Freq. [Hz]	2.2	2.3	2.3	2.2	2.3	2.3	2.2
Avg. Stride Length [m]	6.4	7.8	7.6	7.6	7.5	7.5	7.3



- [] Ranking at each section and finish
- .-.- No data available at this section
- NA No data available



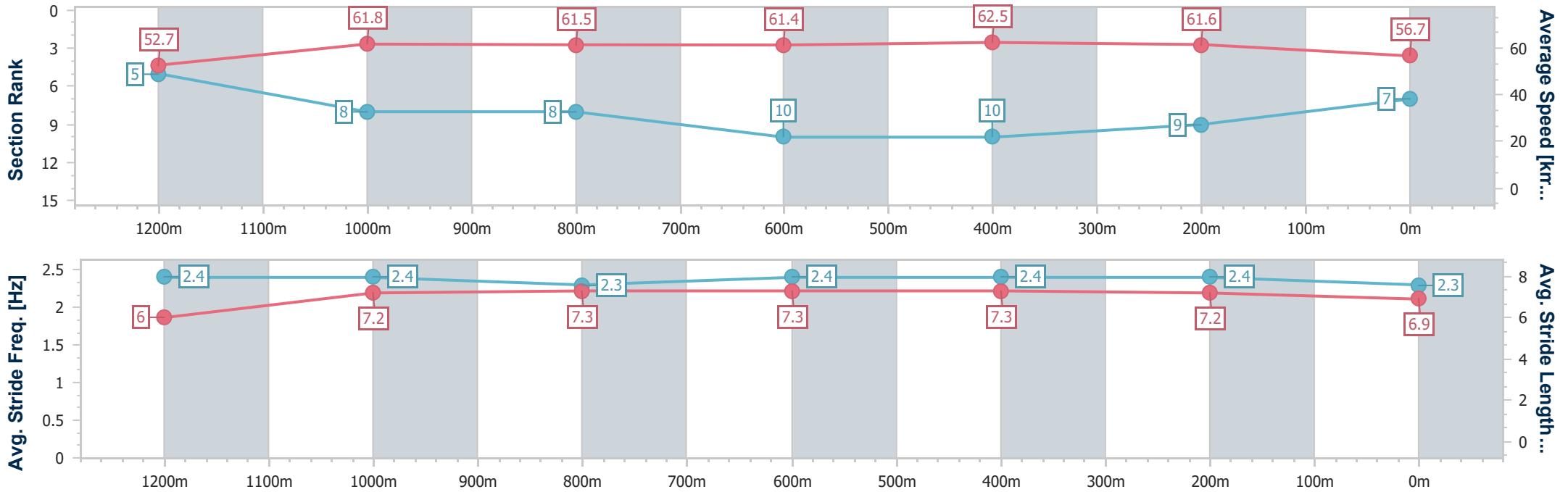
Horse/Jockey Name	Walsh Bay
Final Rank	7
Fastest Section Time (Section)	0:11.63 (1200m)
Top Speed [km/h] (Section)	64.1 (1200m)
Race State	Finished



Sunshine Coast QLD Professional
 Race 6: Terry Lucas Real Estate Agent Class 3 Plate - 1400m
 20 October 2024 - 15:45
 Track Rating: Good 4, Weather: Fine, Rail Position: +9m Entire



Section	Overall	1200m	1000m	800m	600m	400m	200m
Section Times	1:25.18 [7] (0:13.72)	1:11.46 [5] (0:11.63)	0:59.83 [8] (0:11.81)	0:48.02 [8] (0:11.91)	0:36.11 [10] (0:11.74)	0:24.37 [10] (0:11.67)	0:12.70 [9] (0:12.70)
Average Speed [km/h]	52.7	61.8	61.5	61.4	62.5	61.6	56.7
Top Speed [km/h]	64.0	64.1	62.4	62.8	63.3	63.0	60.4
Avg. Dist. to Rail [m]	8.0	4.5	3.8	3.0	3.1	5.5	7.9
Avg. Stride Freq. [Hz]	2.4	2.4	2.3	2.4	2.4	2.4	2.3
Avg. Stride Length [m]	6.0	7.2	7.3	7.3	7.3	7.2	6.9



- [] Ranking at each section and finish
- .-.- No data available at this section
- NA No data available



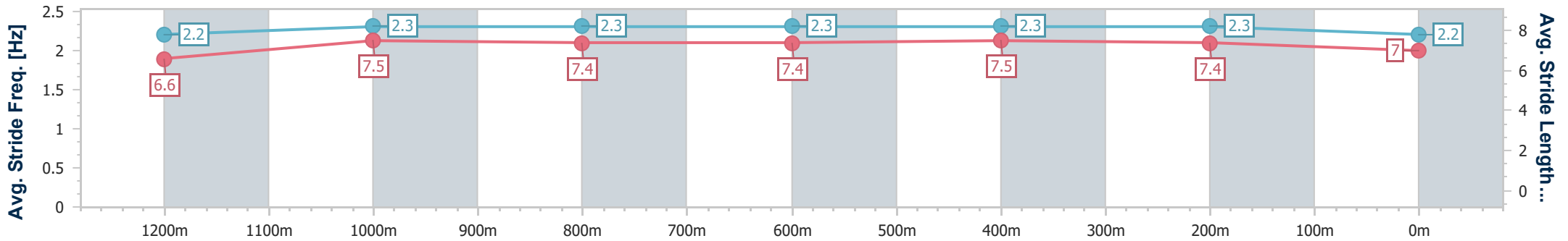
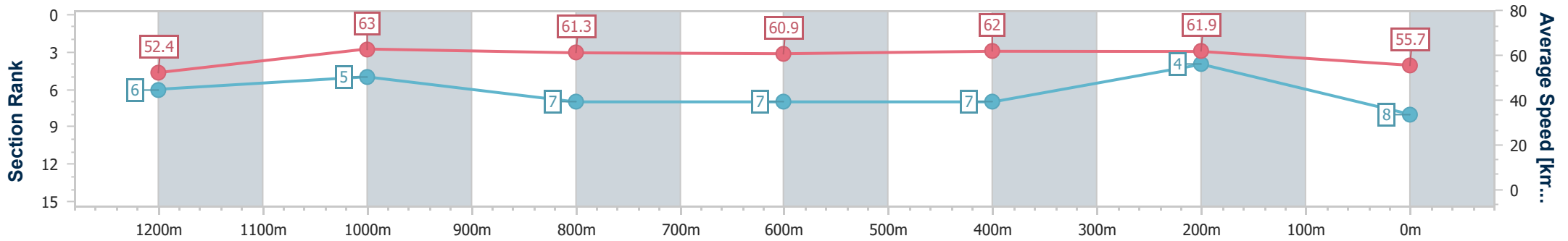
Horse/Jockey Name	Better Be Nordy
Final Rank	8
Fastest Section Time (Section)	0:11.42 (1200m)
Top Speed [km/h] (Section)	66.2 (1200m)
Race State	Finished



Sunshine Coast QLD Professional
 Race 6: Terry Lucas Real Estate Agent Class 3 Plate - 1400m
 20 October 2024 - 15:45
 Track Rating: Good 4, Weather: Fine, Rail Position: +9m Entire



Section	Overall	1200m	1000m	800m	600m	400m	200m
Section Times	1:25.19 [8] (0:13.73)	1:11.46 [6] (0:11.42)	1:00.04 [5] (0:11.85)	0:48.19 [7] (0:11.90)	0:36.29 [7] (0:11.70)	0:24.59 [7] (0:11.65)	0:12.94 [4] (0:12.94)
Average Speed [km/h]	52.4	63.0	61.3	60.9	62.0	61.9	55.7
Top Speed [km/h]	65.3	66.2	62.0	62.7	63.4	63.3	60.1
Avg. Dist. to Rail [m]	7.0	3.7	3.2	1.2	1.4	5.3	7.6
Avg. Stride Freq. [Hz]	2.2	2.3	2.3	2.3	2.3	2.3	2.2
Avg. Stride Length [m]	6.6	7.5	7.4	7.4	7.5	7.4	7.0



- [] Ranking at each section and finish
- .-.- No data available at this section
- NA No data available



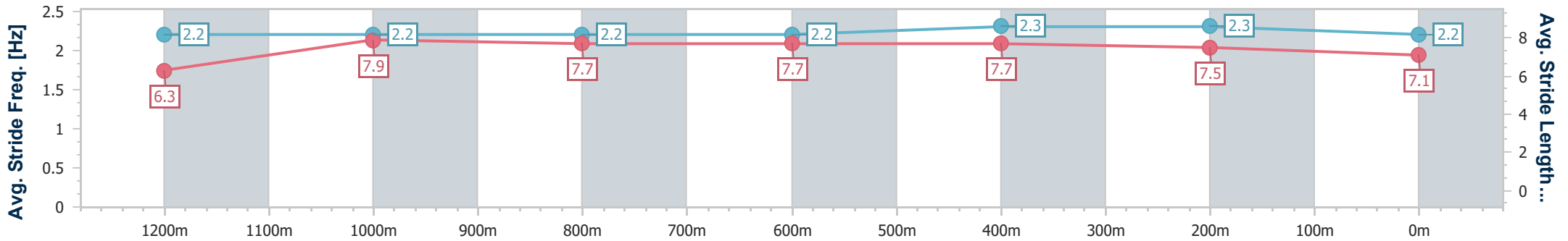
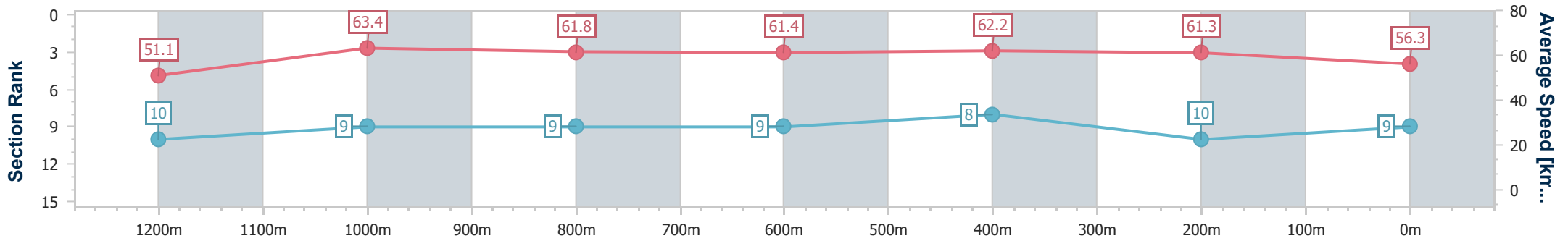
Horse/Jockey Name	What A Weekend
Final Rank	9
Fastest Section Time (Section)	0:11.36 (1200m)
Top Speed [km/h] (Section)	65.6 (1200m)
Race State	Finished



Sunshine Coast QLD Professional
 Race 6: Terry Lucas Real Estate Agent Class 3 Plate - 1400m
 20 October 2024 - 15:45
 Track Rating: Good 4, Weather: Fine, Rail Position: +9m Entire



Section	Overall	1200m	1000m	800m	600m	400m	200m
Section Times	1:25.29 [9] (0:14.10)	1:11.19 [10] (0:11.36)	0:59.83 [9] (0:11.73)	0:48.10 [9] (0:11.86)	0:36.24 [9] (0:11.73)	0:24.51 [8] (0:11.74)	0:12.77 [10] (0:12.77)
Average Speed [km/h]	51.1	63.4	61.8	61.4	62.2	61.3	56.3
Top Speed [km/h]	65.5	65.6	62.9	62.3	63.1	62.3	60.4
Avg. Dist. to Rail [m]	5.6	3.0	2.9	1.7	1.9	4.9	6.8
Avg. Stride Freq. [Hz]	2.2	2.2	2.2	2.2	2.3	2.3	2.2
Avg. Stride Length [m]	6.3	7.9	7.7	7.7	7.7	7.5	7.1



- [] Ranking at each section and finish
- .-.- No data available at this section
- NA No data available



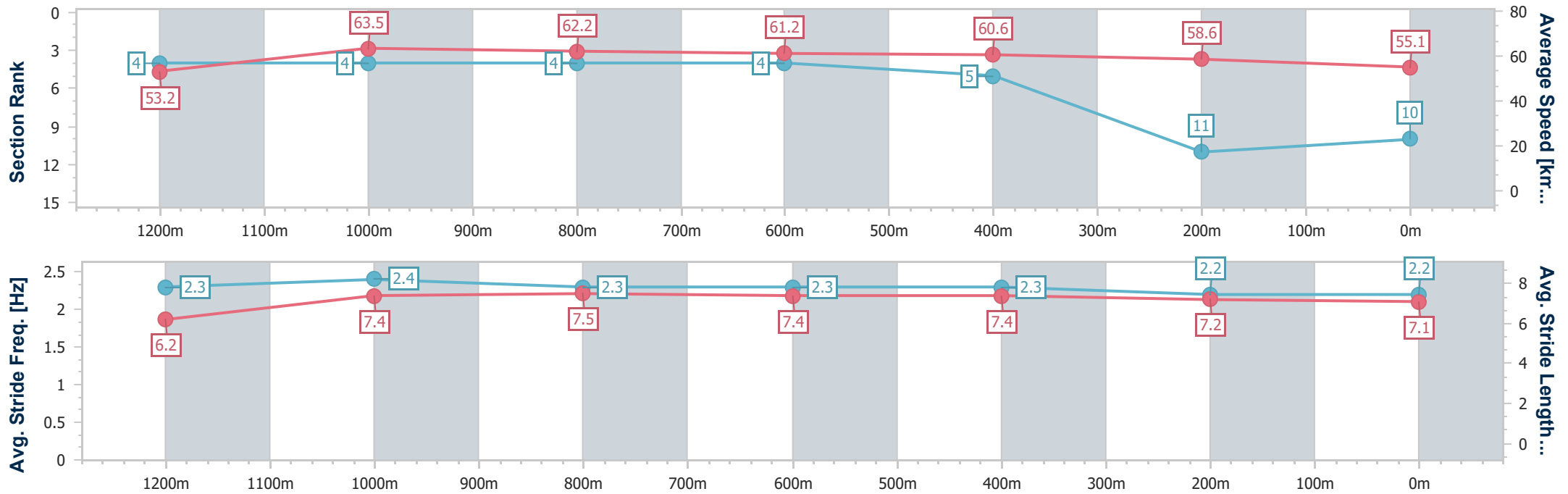
Horse/Jockey Name	Kerkorian
Final Rank	10
Fastest Section Time (Section)	0:11.35 (1200m)
Top Speed [km/h] (Section)	66.6 (1200m)
Race State	Finished



Sunshine Coast QLD Professional
 Race 6: Terry Lucas Real Estate Agent Class 3 Plate - 1400m
 20 October 2024 - 15:45
 Track Rating: Good 4, Weather: Fine, Rail Position: +9m Entire



Section	Overall	1200m	1000m	800m	600m	400m	200m
Section Times	1:25.73 [10] (0:13.55)	1:12.18 [4] (0:11.35)	1:00.83 [4] (0:11.66)	0:49.17 [4] (0:11.84)	0:37.33 [4] (0:11.97)	0:25.36 [5] (0:12.30)	0:13.06 [11] (0:13.06)
Average Speed [km/h]	53.2	63.5	62.2	61.2	60.6	58.6	55.1
Top Speed [km/h]	65.8	66.6	62.8	62.1	62.1	59.6	57.3
Avg. Dist. to Rail [m]	5.9	3.8	2.4	0.8	1.6	3.5	4.4
Avg. Stride Freq. [Hz]	2.3	2.4	2.3	2.3	2.3	2.2	2.2
Avg. Stride Length [m]	6.2	7.4	7.5	7.4	7.4	7.2	7.1



- [] Ranking at each section and finish
- .-.- No data available at this section
- NA No data available



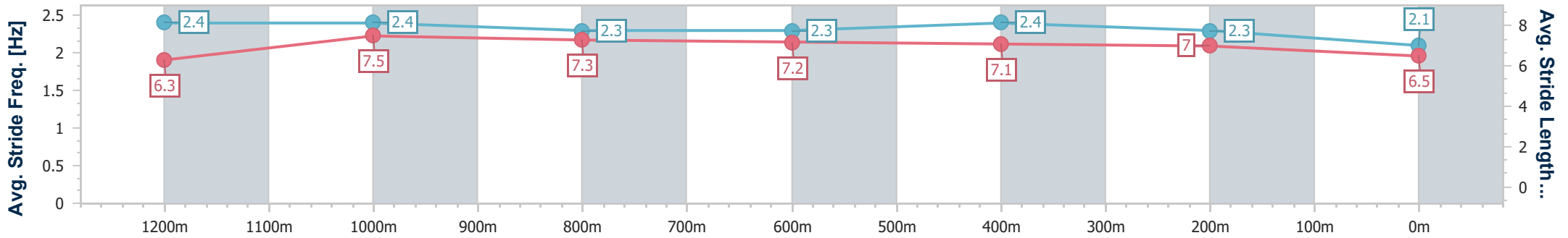
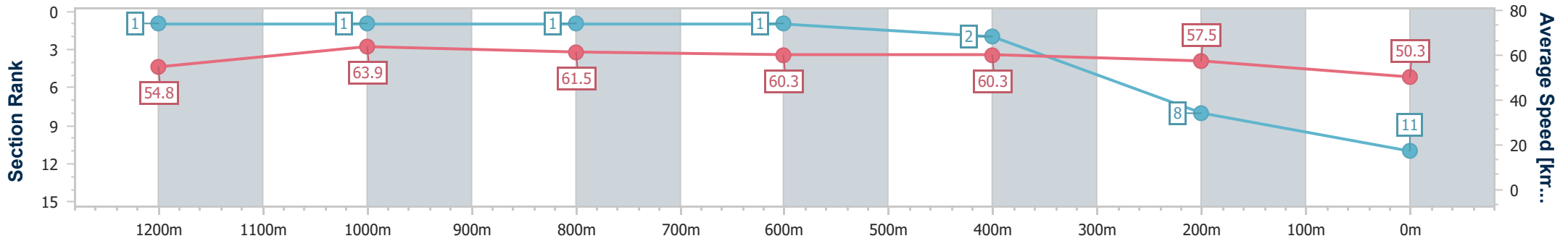
Horse/Jockey Name	Ebony King
Final Rank	11
Fastest Section Time (Section)	0:11.25 (1200m)
Top Speed [km/h] (Section)	67.3 (Overall)
Race State	Finished



Sunshine Coast QLD Professional
 Race 6: Terry Lucas Real Estate Agent Class 3 Plate - 1400m
 20 October 2024 - 15:45
 Track Rating: Good 4, Weather: Fine, Rail Position: +9m Entire



Section	Overall	1200m	1000m	800m	600m	400m	200m
Section Times	1:26.84 [11] (0:13.17)	1:13.67 [1] (0:11.25)	1:02.42 [1] (0:11.77)	0:50.65 [1] (0:11.87)	0:38.78 [1] (0:11.92)	0:26.86 [2] (0:12.49)	0:14.37 [8] (0:14.37)
Average Speed [km/h]	54.8	63.9	61.5	60.3	60.3	57.5	50.3
Top Speed [km/h]	67.3	66.3	63.1	61.7	62.0	59.8	54.9
Avg. Dist. to Rail [m]	8.1	1.9	1.3	0.4	0.7	0.2	0.6
Avg. Stride Freq. [Hz]	2.4	2.4	2.3	2.3	2.4	2.3	2.1
Avg. Stride Length [m]	6.3	7.5	7.3	7.2	7.1	7.0	6.5



- [] Ranking at each section and finish
- .-.-.- No data available at this section
- NA No data available



Sunshine Coast QLD Professional

Race 7: Moonshine Hairdressers BM58 Handicap - 1600m

20 October 2024 - 16:26



Track Rating: Good 4, Weather: Fine, Rail Position: +9m Entire

Section		Overall	1400m	1200m	1000m	800m	600m	400m	Last 600m					
Field Times		1:38.24 (0:14.14)	1:24.10 (0:11.86)	1:12.24 (0:12.03)	1:00.21 (0:12.04)	0:48.17 (0:12.32)	0:35.85 (0:12.17)	0:23.68 (0:11.86)	0:35.85					
Rank	TAB Horse/Jockey	Barrier	Top Speed [km/h]	Fastest Section										Distance Travelled [m]
1	10 FLIC EN FLAC Justin Huxtable	1	64.5 400m	0:11.35 400m	1:38.24 [1] (0:14.17)	1:24.07 [2] (0:12.06)	1:12.01 [5] (0:12.16)	0:59.85 [4] (0:12.18)	0:47.67 [5] (0:12.38)	0:35.29 [5] (0:12.12)	0:23.17 [5] (0:11.35)	0:35.29		
2	16 LOVEZELADYS Melea Castle	2	62.9 400m	0:11.67 400m	1:38.85 [2] (0:14.14)	1:24.71 [1] (0:11.86)	1:12.85 [1] (0:12.12)	1:00.73 [2] (0:12.18)	0:48.55 [2] (0:12.37)	0:36.18 [2] (0:12.26)	0:23.92 [3] (0:11.67)	0:36.18	-2	
3	11 ROCKED Mark Du Plessis	16	62.6 1400m	0:11.72 400m	1:38.92 [3] (0:14.25)	1:24.67 [4] (0:11.95)	1:12.72 [3] (0:11.96)	1:00.76 [3] (0:12.20)	0:48.56 [3] (0:12.36)	0:36.20 [3] (0:12.17)	0:24.03 [2] (0:11.72)	0:36.20	+3	
4	2 APERITIVO Rob Thorburn	14	64.0 400m	0:11.50 400m	1:39.19 [4] (0:14.68)	1:24.51 [9] (0:12.06)	1:12.45 [9] (0:12.37)	1:00.08 [9] (0:12.09)	0:47.99 [8] (0:12.42)	0:35.57 [10] (0:11.71)	0:23.86 [8] (0:11.50)	0:35.57	+1	
5	12 SCHOONA THE BETTER Angela Jones	11	63.0 400m	0:11.63 400m	1:39.20 [5] (0:14.71)	1:24.49 [10] (0:12.30)	1:12.19 [11] (0:12.37)	0:59.82 [11] (0:12.13)	0:47.69 [11] (0:12.27)	0:35.42 [11] (0:11.78)	0:23.64 [11] (0:11.63)	0:35.42	+6	
6	8 NITROGLYCERINE Robbie Dolan	6	63.3 400m	0:11.61 400m	1:39.21 [6] (0:14.47)	1:24.74 [7] (0:12.04)	1:12.70 [7] (0:12.26)	1:00.44 [7] (0:12.22)	0:48.22 [7] (0:12.33)	0:35.89 [7] (0:11.87)	0:24.02 [7] (0:11.61)	0:35.89	+6	
7	5 CHANCE WITH WOLVES Corey Sutherland	10	63.6 400m	0:11.60 400m	1:39.21 [7] (0:14.75)	1:24.46 [11] (0:12.07)	1:12.39 [10] (0:12.29)	1:00.10 [8] (0:12.17)	0:47.93 [9] (0:12.31)	0:35.62 [8] (0:11.76)	0:23.86 [9] (0:11.60)	0:35.62	+1	
8	7 SOKUDO Jackson Morris	17	62.7 400m	0:11.67 400m	1:39.22 [8] (0:15.28)	1:23.94 [13] (0:12.00)	1:11.94 [13] (0:12.24)	0:59.70 [12] (0:11.89)	0:47.81 [10] (0:12.18)	0:35.63 [9] (0:11.90)	0:23.73 [10] (0:11.67)	0:35.63	-3	
9	6 FLYING ROTHE Landan Sykes	12	63.3 Overall	0:11.80 1200m	1:39.27 [9] (0:14.42)	1:24.85 [6] (0:11.81)	1:13.04 [4] (0:11.80)	1:01.24 [1] (0:12.04)	0:49.20 [1] (0:12.32)	0:36.88 [1] (0:12.17)	0:24.71 [1] (0:11.93)	0:36.88	+2	
10	9 SET ABLAZE Minonette Kennedy	9	64.1 400m	0:11.51 400m	1:39.58 [10] (0:15.13)	1:24.45 [12] (0:12.09)	1:12.36 [12] (0:12.40)	0:59.96 [13] (0:12.24)	0:47.72 [13] (0:11.96)	0:35.76 [12] (0:11.91)	0:23.85 [12] (0:11.51)	0:35.76	+9	

Scratched: Maple Door (#15), Granny's Reward (#1), Khamis (#13), The Love Of Mary (#17), Star Chance (#18)

[] Ranking at each section and finish
 -:-:- No data available at this section
 NA No data available

SCN Saddle cloth number
 DNF Did not finish
 DNT Did not track



Sunshine Coast QLD Professional

Race 7: Moonshine Hairdressers BM58 Handicap - 1600m

20 October 2024 - 16:26



Track Rating: Good 4, Weather: Fine, Rail Position: +9m Entire

Section		Overall	1400m	1200m	1000m	800m	600m	400m	Last 600m				
Field Times		1:38.24 (0:14.14)	1:24.10 (0:11.86)	1:12.24 (0:12.03)	1:00.21 (0:12.04)	0:48.17 (0:12.32)	0:35.85 (0:12.17)	0:23.68 (0:11.86)	0:35.85				
Rank	TAB Horse/Jockey	Barrier	Top Speed [km/h]	Fastest Section	Distance Travelled [m]								
11	14 VALENTINO TEASE Karl Zechner	5	61.3 400m	0:11.94 400m	1:39.60 [11] (0:14.41)	1:25.19 [5] (0:12.09)	1:13.10 [6] (0:12.22)	1:00.88 [6] (0:12.15)	0:48.73 [6] (0:12.32)	0:36.41 [6] (0:11.99)	0:24.42 [6] (0:11.94)	0:36.41	+2
12	3 PORT MOURANT Kyle Wilson-Taylor	7	61.5 1400m	0:11.93 1400m	1:39.98 [12] (0:14.25)	1:25.73 [3] (0:11.93)	1:13.80 [2] (0:12.22)	1:01.58 [5] (0:12.15)	0:49.43 [4] (0:12.33)	0:37.10 [4] (0:12.10)	0:25.00 [4] (0:11.93)	0:37.10	+4
13	4 ABOVE THE SKY Jake Bayliss	13	61.9 400m	0:11.71 400m	1:40.23 [13] (0:14.53)	1:25.70 [8] (0:12.20)	1:13.50 [8] (0:12.61)	1:00.89 [10] (0:12.42)	0:48.47 [12] (0:12.31)	0:36.16 [13] (0:11.89)	0:24.27 [13] (0:11.71)	0:36.16	+3

Scratched: Maple Door (#15), Granny's Reward (#1), Khamis (#13), The Love Of Mary (#17), Star Chance (#18)

[] Ranking at each section and finish
 -:-:-:- No data available at this section
 NA No data available

SCN Saddle cloth number
 DNF Did not finish
 DNT Did not track



Sunshine Coast QLD Professional

Race 7: Moonshine Hairdressers BM58 Handicap - 1600m

20 October 2024 - 16:26



Track Rating: Good 4, Weather: Fine, Rail Position: +9m Entire

Section				200m			Last 600m			
Field Times				0:11.82			0:35.85			
				(0:11.82)						
Rank	TAB	Horse/Jockey	Barrier	Top Speed [km/h]	Fastest Section	Margin			Distance Travelled [m]	
1	10	FLIC EN FLAC Justin Huxtable	1	64.5 400m	0:11.35 400m	0:11.82 [1] (0:11.82)	1:38.24		0:35.29	
2	16	LOVEZELADYS Melea Castle	2	62.9 400m	0:11.67 400m	0:12.25 [3] (0:12.25)	3.5L		0:36.18	-2
3	11	ROCKED Mark Du Plessis	16	62.6 1400m	0:11.72 400m	0:12.31 [4] (0:12.31)	3.8L		0:36.20	+3
4	2	APERITIVO Rob Thorburn	14	64.0 400m	0:11.50 400m	0:12.36 [6] (0:12.36)	5.3L		0:35.57	+1
5	12	SCHOONA THE BETTER Angela Jones	11	63.0 400m	0:11.63 400m	0:12.01 [11] (0:12.01)	5.4L		0:35.42	+6
6	8	NITROGLYCERINE Robbie Dolan	6	63.3 400m	0:11.61 400m	0:12.41 [5] (0:12.41)	5.5L		0:35.89	+6
7	5	CHANCE WITH WOLVES Corey Sutherland	10	63.6 400m	0:11.60 400m	0:12.26 [8] (0:12.26)	5.6L		0:35.62	+1
8	7	SOKUDO Jackson Morris	17	62.7 400m	0:11.67 400m	0:12.06 [10] (0:12.06)	5.7L		0:35.63	-3
9	6	FLYING ROTHE Landan Sykes	12	63.3 Overall	0:11.80 1200m	0:12.78 [2] (0:12.78)	5.9L		0:36.88	+2
10	9	SET ABLAZE Minonette Kennedy	9	64.1 400m	0:11.51 400m	0:12.34 [12] (0:12.34)	7.7L		0:35.76	+9

Scratched: Maple Door (#15), Granny's Reward (#1), Khamis (#13), The Love Of Mary (#17), Star Chance (#18)

[] Ranking at each section and finish
 -:-:- No data available at this section
 NA No data available

SCN Saddle cloth number
 DNF Did not finish
 DNT Did not track



Sunshine Coast QLD Professional
Race 7: Moonshine Hairdressers BM58 Handicap - 1600m
 20 October 2024 - 16:26



Track Rating: Good 4, Weather: Fine, Rail Position: +9m Entire

Section				200m				Last 600m	
Field Times				0:11.82 (0:11.82)				0:35.85	
Rank	TAB	Horse/Jockey	Barrier	Top Speed [km/h]	Fastest Section	Margin			Distance Travelled [m]
11	14	VALENTINO TEASE Karl Zechner	5	61.3 400m	0:11.94 400m (0:12.48)	7.8L		0:36.41	+2
12	3	PORT MOURANT Kyle Wilson-Taylor	7	61.5 1400m	0:11.93 1400m (0:13.07)	10.1L		0:37.10	+4
13	4	ABOVE THE SKY Jake Bayliss	13	61.9 400m	0:11.71 400m (0:12.56)	11.4L		0:36.16	+3

Scratched: Maple Door (#15), Granny's Reward (#1), Khamis (#13), The Love Of Mary (#17), Star Chance (#18)

[] Ranking at each section and finish
 -:-:-:- No data available at this section
 NA No data available

SCN Saddle cloth number
 DNF Did not finish
 DNT Did not track



Horse/Jockey Name	Flic En Flac
Final Rank	1
Fastest Section Time (Section)	0:11.35 (400m)
Top Speed [km/h] (Section)	64.5 (400m)
Race State	Finished



Sunshine Coast QLD Professional

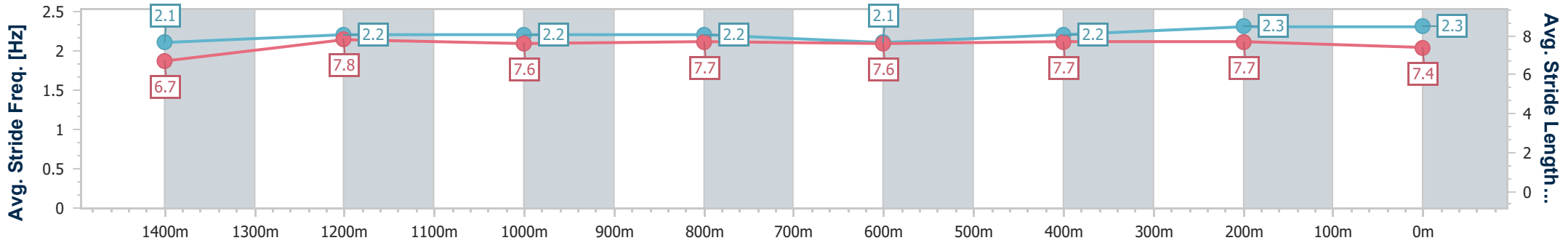
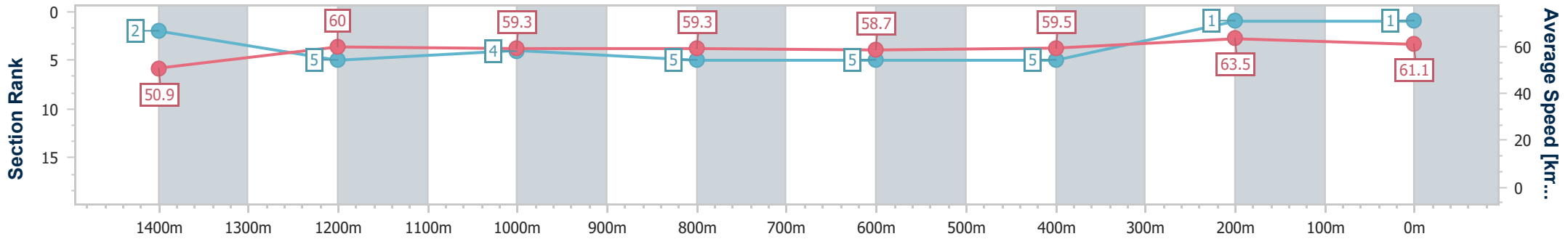
Race 7: Moonshine Hairdressers BM58 Handicap - 1600m



20 October 2024 - 16:26

Track Rating: Good 4, Weather: Fine, Rail Position: +9m Entire

Section	Overall	1400m	1200m	1000m	800m	600m	400m	200m
Section Times	1:38.24 [1] (0:14.17)	1:24.07 [2] (0:12.06)	1:12.01 [5] (0:12.16)	0:59.85 [4] (0:12.18)	0:47.67 [5] (0:12.38)	0:35.29 [5] (0:12.12)	0:23.17 [5] (0:11.35)	0:11.82 [1] (0:11.82)
Average Speed [km/h]	50.9	60.0	59.3	59.3	58.7	59.5	63.5	61.1
Top Speed [km/h]	59.9	60.6	61.3	61.0	60.0	61.7	64.5	63.4
Avg. Dist. to Rail [m]	2.7	2.5	2.5	2.2	1.5	0.4	1.6	1.7
Avg. Stride Freq. [Hz]	2.1	2.2	2.2	2.2	2.1	2.2	2.3	2.3
Avg. Stride Length [m]	6.7	7.8	7.6	7.7	7.6	7.7	7.7	7.4



- [] Ranking at each section and finish
- .-.-.- No data available at this section
- NA No data available



Horse/Jockey Name	Lovezeladys
Final Rank	2
Fastest Section Time (Section)	0:11.67 (400m)
Top Speed [km/h] (Section)	62.9 (400m)
Race State	Finished



Sunshine Coast QLD Professional

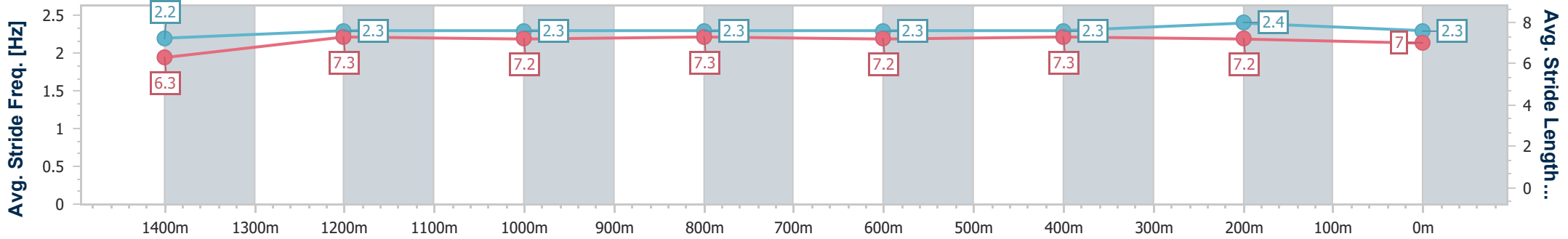
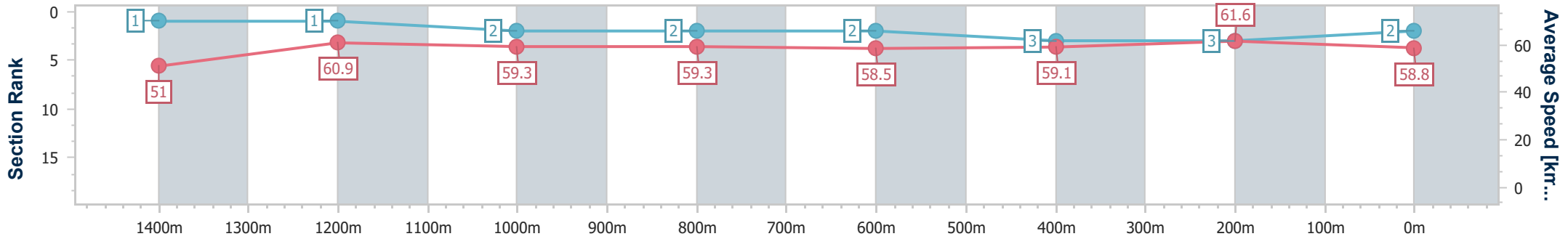
Race 7: Moonshine Hairdressers BM58 Handicap - 1600m



20 October 2024 - 16:26

Track Rating: Good 4, Weather: Fine, Rail Position: +9m Entire

Section	Overall	1400m	1200m	1000m	800m	600m	400m	200m
Section Times	1:38.85 [2] (0:14.14)	1:24.71 [1] (0:11.86)	1:12.85 [1] (0:12.12)	1:00.73 [2] (0:12.18)	0:48.55 [2] (0:12.37)	0:36.18 [2] (0:12.26)	0:23.92 [3] (0:11.67)	0:12.25 [3] (0:12.25)
Average Speed [km/h]	51.0	60.9	59.3	59.3	58.5	59.1	61.6	58.8
Top Speed [km/h]	60.5	62.6	61.3	61.2	59.4	59.9	62.9	61.3
Avg. Dist. to Rail [m]	3.0	1.9	1.1	0.5	0.7	1.0	2.6	1.5
Avg. Stride Freq. [Hz]	2.2	2.3	2.3	2.3	2.3	2.3	2.4	2.3
Avg. Stride Length [m]	6.3	7.3	7.2	7.3	7.2	7.3	7.2	7.0



- [] Ranking at each section and finish
- .-.-.- No data available at this section
- NA No data available



Horse/Jockey Name	Rocked
Final Rank	3
Fastest Section Time (Section)	0:11.72 (400m)
Top Speed [km/h] (Section)	62.6 (1400m)
Race State	Finished



Sunshine Coast QLD Professional

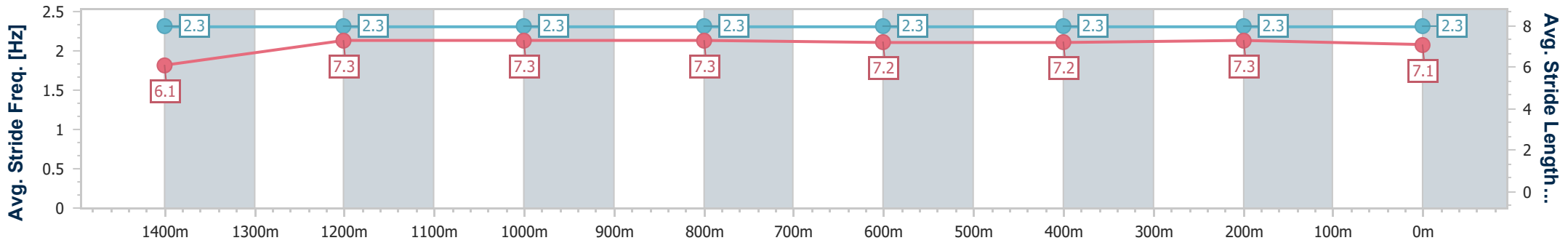
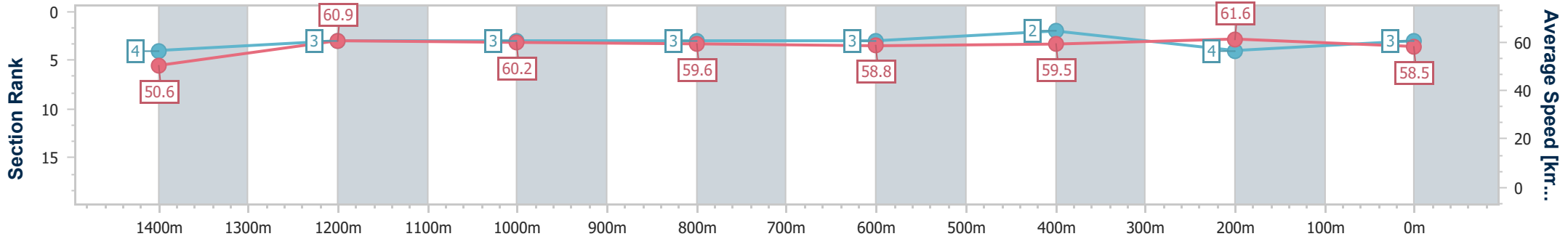
Race 7: Moonshine Hairdressers BM58 Handicap - 1600m



20 October 2024 - 16:26

Track Rating: Good 4, Weather: Fine, Rail Position: +9m Entire

Section	Overall	1400m	1200m	1000m	800m	600m	400m	200m
Section Times	1:38.92 [3] (0:14.25)	1:24.67 [4] (0:11.95)	1:12.72 [3] (0:11.96)	1:00.76 [3] (0:12.20)	0:48.56 [3] (0:12.36)	0:36.20 [3] (0:12.17)	0:24.03 [2] (0:11.72)	0:12.31 [4] (0:12.31)
Average Speed [km/h]	50.6	60.9	60.2	59.6	58.8	59.5	61.6	58.5
Top Speed [km/h]	62.2	62.6	61.0	60.4	59.5	61.0	62.2	60.7
Avg. Dist. to Rail [m]	9.9	3.9	2.8	2.0	1.7	1.3	2.8	3.3
Avg. Stride Freq. [Hz]	2.3	2.3	2.3	2.3	2.3	2.3	2.3	2.3
Avg. Stride Length [m]	6.1	7.3	7.3	7.3	7.2	7.2	7.3	7.1



- [] Ranking at each section and finish
- .-.- No data available at this section
- NA No data available



Horse/Jockey Name	Aperitivo
Final Rank	4
Fastest Section Time (Section)	0:11.50 (400m)
Top Speed [km/h] (Section)	64.0 (400m)
Race State	Finished



Sunshine Coast QLD Professional

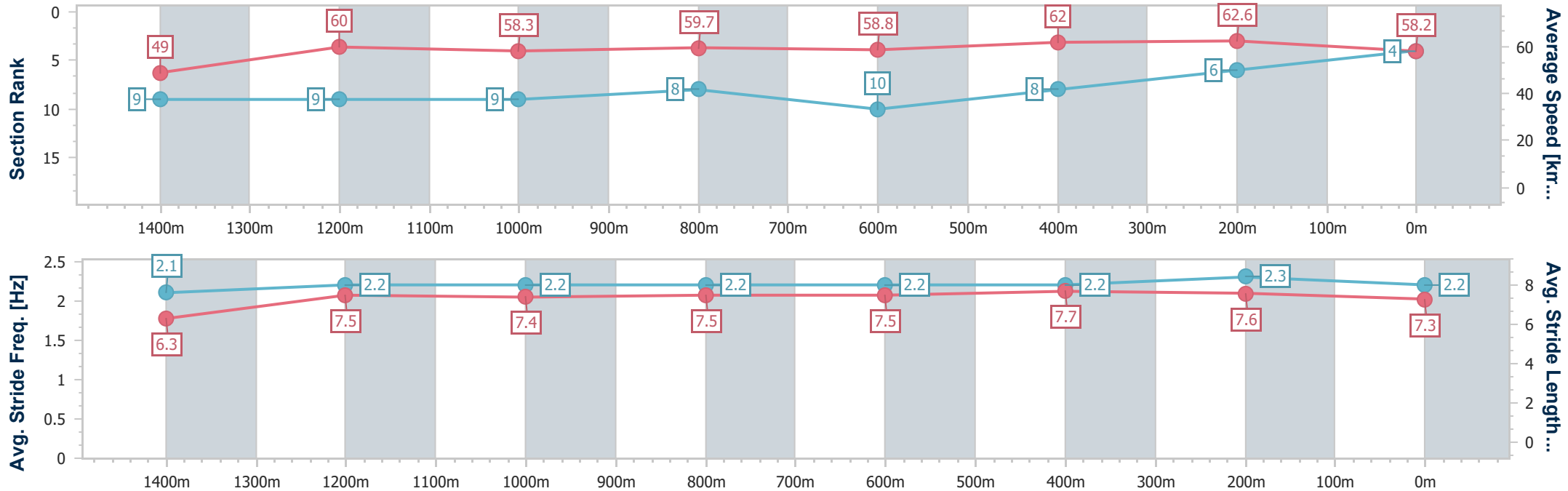
Race 7: Moonshine Hairdressers BM58 Handicap - 1600m



20 October 2024 - 16:26

Track Rating: Good 4, Weather: Fine, Rail Position: +9m Entire

Section	Overall	1400m	1200m	1000m	800m	600m	400m	200m
Section Times	1:39.19 [4] (0:14.68)	1:24.51 [9] (0:12.06)	1:12.45 [9] (0:12.37)	1:00.08 [9] (0:12.09)	0:47.99 [8] (0:12.42)	0:35.57 [10] (0:11.71)	0:23.86 [8] (0:11.50)	0:12.36 [6] (0:12.36)
Average Speed [km/h]	49.0	60.0	58.3	59.7	58.8	62.0	62.6	58.2
Top Speed [km/h]	62.2	61.5	60.5	60.8	60.2	62.8	64.0	61.0
Avg. Dist. to Rail [m]	7.2	2.4	1.8	1.3	2.0	1.2	2.2	1.6
Avg. Stride Freq. [Hz]	2.1	2.2	2.2	2.2	2.2	2.2	2.3	2.2
Avg. Stride Length [m]	6.3	7.5	7.4	7.5	7.5	7.7	7.6	7.3



- [] Ranking at each section and finish
- .-.- No data available at this section
- NA No data available



Horse/Jockey Name	Schoona The Better
Final Rank	5
Fastest Section Time (Section)	0:11.63 (400m)
Top Speed [km/h] (Section)	63.0 (400m)
Race State	Finished



Sunshine Coast QLD Professional

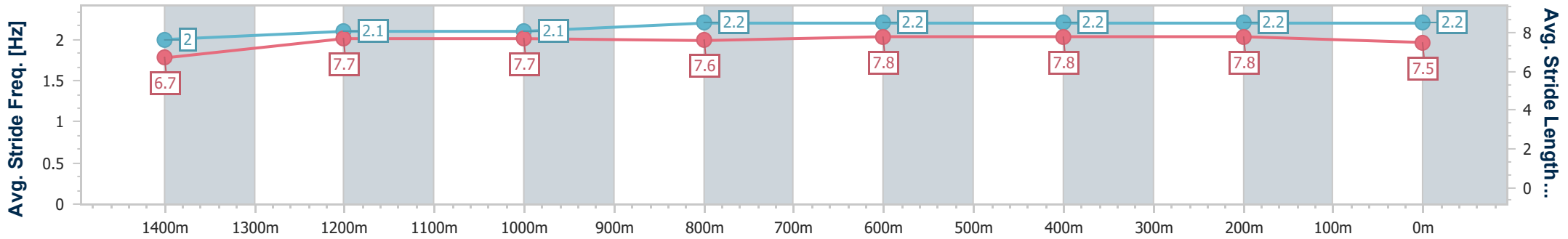
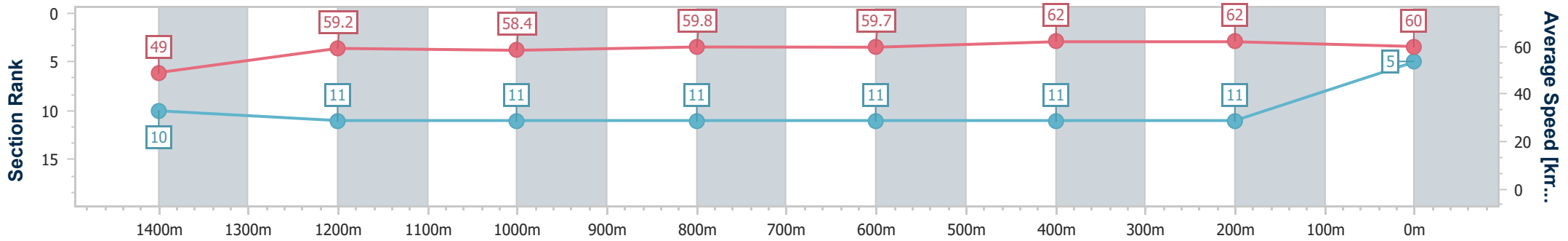
Race 7: Moonshine Hairdressers BM58 Handicap - 1600m



20 October 2024 - 16:26

Track Rating: Good 4, Weather: Fine, Rail Position: +9m Entire

Section	Overall	1400m	1200m	1000m	800m	600m	400m	200m
Section Times	1:39.20 [5] (0:14.71)	1:24.49 [10] (0:12.30)	1:12.19 [11] (0:12.37)	0:59.82 [11] (0:12.13)	0:47.69 [11] (0:12.27)	0:35.42 [11] (0:11.78)	0:23.64 [11] (0:11.63)	0:12.01 [11] (0:12.01)
Average Speed [km/h]	49.0	59.2	58.4	59.8	59.7	62.0	62.0	60.0
Top Speed [km/h]	58.8	61.2	59.6	60.8	61.5	62.8	63.0	60.6
Avg. Dist. to Rail [m]	7.5	4.2	3.3	3.2	2.5	3.0	5.5	7.1
Avg. Stride Freq. [Hz]	2.0	2.1	2.1	2.2	2.2	2.2	2.2	2.2
Avg. Stride Length [m]	6.7	7.7	7.7	7.6	7.8	7.8	7.8	7.5



- [] Ranking at each section and finish
- .-.- No data available at this section
- NA No data available



Horse/Jockey Name	Nitroglycerine
Final Rank	6
Fastest Section Time (Section)	0:11.61 (400m)
Top Speed [km/h] (Section)	63.3 (400m)
Race State	Finished



Sunshine Coast QLD Professional

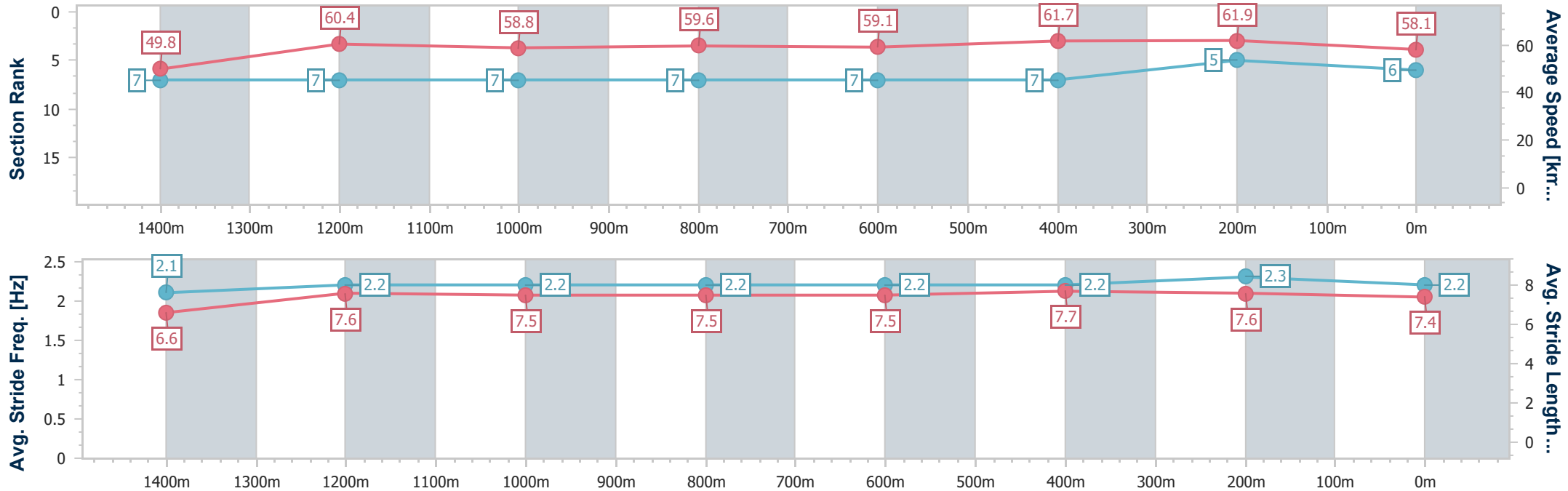
Race 7: Moonshine Hairdressers BM58 Handicap - 1600m



20 October 2024 - 16:26

Track Rating: Good 4, Weather: Fine, Rail Position: +9m Entire

Section	Overall	1400m	1200m	1000m	800m	600m	400m	200m
Section Times	1:39.21 [6] (0:14.47)	1:24.74 [7] (0:12.04)	1:12.70 [7] (0:12.26)	1:00.44 [7] (0:12.22)	0:48.22 [7] (0:12.33)	0:35.89 [7] (0:11.87)	0:24.02 [7] (0:11.61)	0:12.41 [5] (0:12.41)
Average Speed [km/h]	49.8	60.4	58.8	59.6	59.1	61.7	61.9	58.1
Top Speed [km/h]	60.0	61.4	59.4	61.3	60.6	62.9	63.3	60.8
Avg. Dist. to Rail [m]	5.2	3.6	3.3	3.3	2.5	2.5	5.1	4.6
Avg. Stride Freq. [Hz]	2.1	2.2	2.2	2.2	2.2	2.2	2.3	2.2
Avg. Stride Length [m]	6.6	7.6	7.5	7.5	7.5	7.7	7.6	7.4



- [] Ranking at each section and finish
- .-.-.- No data available at this section
- NA No data available



Horse/Jockey Name	Chance With Wolves
Final Rank	7
Fastest Section Time (Section)	0:11.60 (400m)
Top Speed [km/h] (Section)	63.6 (400m)
Race State	Finished



Sunshine Coast QLD Professional

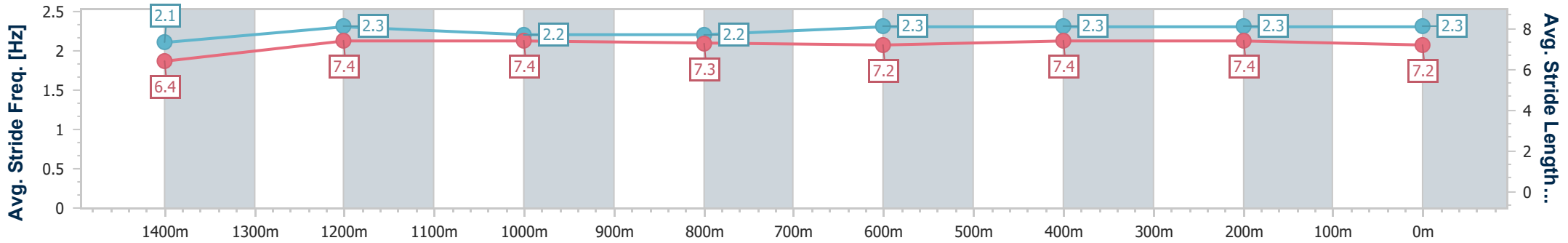
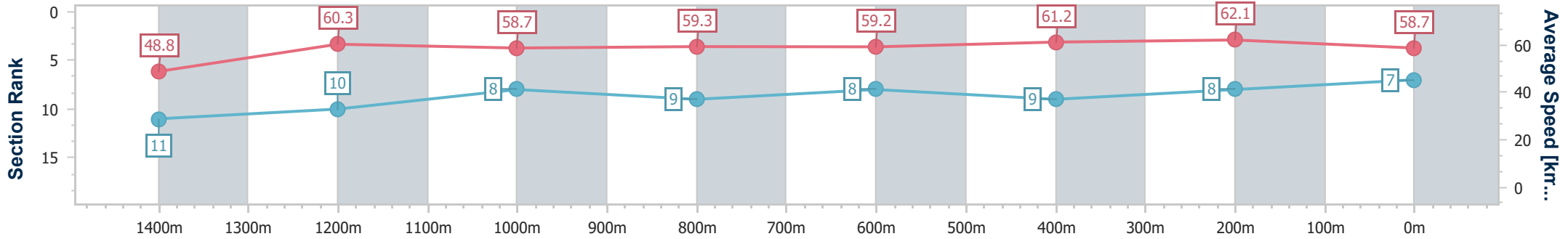
Race 7: Moonshine Hairdressers BM58 Handicap - 1600m



20 October 2024 - 16:26

Track Rating: Good 4, Weather: Fine, Rail Position: +9m Entire

Section	Overall	1400m	1200m	1000m	800m	600m	400m	200m
Section Times	1:39.21 [7] (0:14.75)	1:24.46 [11] (0:12.07)	1:12.39 [10] (0:12.29)	1:00.10 [8] (0:12.17)	0:47.93 [9] (0:12.31)	0:35.62 [8] (0:11.76)	0:23.86 [9] (0:11.60)	0:12.26 [8] (0:12.26)
Average Speed [km/h]	48.8	60.3	58.7	59.3	59.2	61.2	62.1	58.7
Top Speed [km/h]	60.1	61.5	60.2	60.4	59.9	62.9	63.6	60.4
Avg. Dist. to Rail [m]	6.8	3.5	2.9	2.3	1.3	0.3	3.7	4.2
Avg. Stride Freq. [Hz]	2.1	2.3	2.2	2.2	2.3	2.3	2.3	2.3
Avg. Stride Length [m]	6.4	7.4	7.4	7.3	7.2	7.4	7.4	7.2



- [] Ranking at each section and finish
- .-.- No data available at this section
- NA No data available



Horse/Jockey Name	Sokudo
Final Rank	8
Fastest Section Time (Section)	0:11.67 (400m)
Top Speed [km/h] (Section)	62.7 (400m)
Race State	Finished



Sunshine Coast QLD Professional

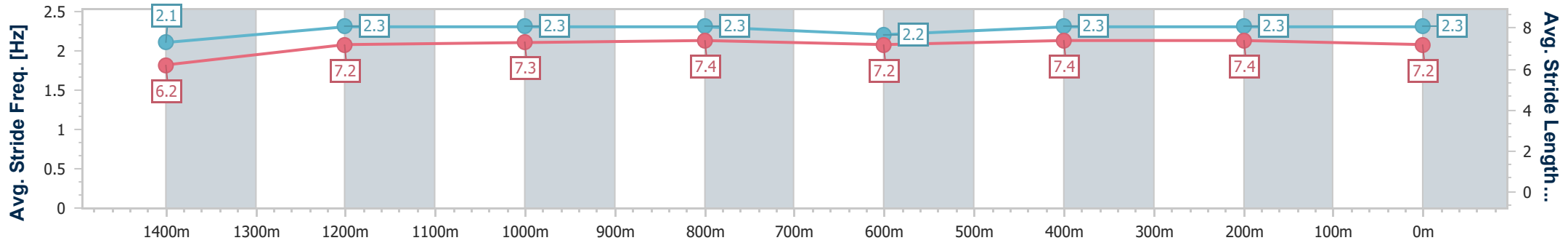
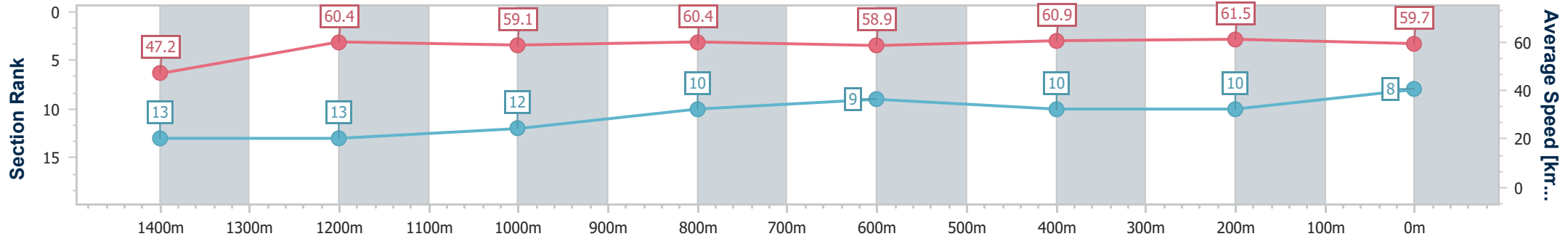
Race 7: Moonshine Hairdressers BM58 Handicap - 1600m



20 October 2024 - 16:26

Track Rating: Good 4, Weather: Fine, Rail Position: +9m Entire

Section	Overall	1400m	1200m	1000m	800m	600m	400m	200m
Section Times	1:39.22 [8] (0:15.28)	1:23.94 [13] (0:12.00)	1:11.94 [13] (0:12.24)	0:59.70 [12] (0:11.89)	0:47.81 [10] (0:12.18)	0:35.63 [9] (0:11.90)	0:23.73 [10] (0:11.67)	0:12.06 [10]
Average Speed [km/h]	47.2	60.4	59.1	60.4	58.9	60.9	61.5	59.7
Top Speed [km/h]	60.7	62.0	61.3	61.3	60.3	62.6	62.7	60.5
Avg. Dist. to Rail [m]	8.0	2.6	1.2	0.6	0.6	0.4	2.6	4.9
Avg. Stride Freq. [Hz]	2.1	2.3	2.3	2.3	2.2	2.3	2.3	2.3
Avg. Stride Length [m]	6.2	7.2	7.3	7.4	7.2	7.4	7.4	7.2



- [] Ranking at each section and finish
- .-.- No data available at this section
- NA No data available



Horse/Jockey Name	Flying Rothe
Final Rank	9
Fastest Section Time (Section)	0:11.80 (1200m)
Top Speed [km/h] (Section)	63.3 (Overall)
Race State	Finished



Sunshine Coast QLD Professional

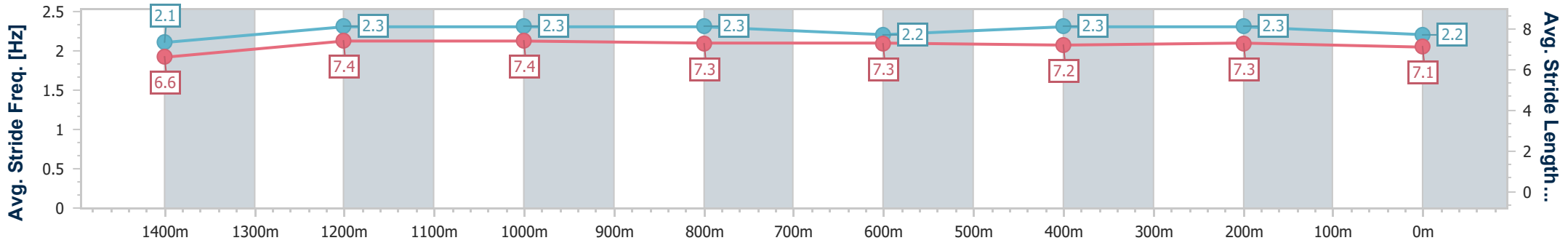
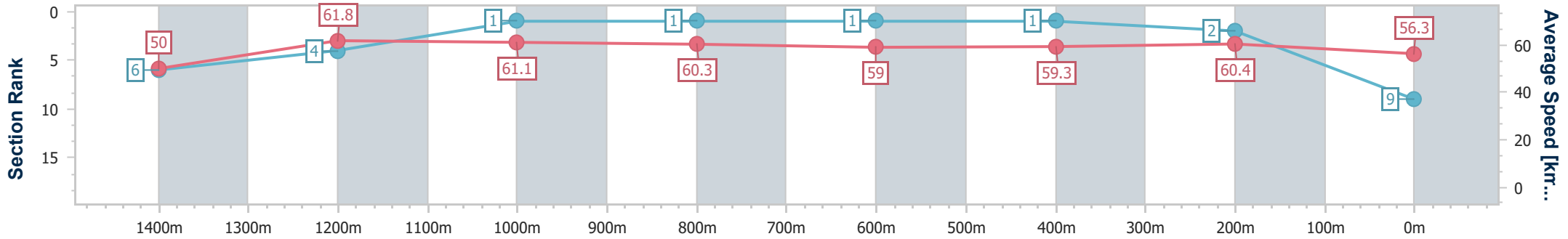
Race 7: Moonshine Hairdressers BM58 Handicap - 1600m



20 October 2024 - 16:26

Track Rating: Good 4, Weather: Fine, Rail Position: +9m Entire

Section	Overall	1400m	1200m	1000m	800m	600m	400m	200m
Section Times	1:39.27 [9] (0:14.42)	1:24.85 [6] (0:11.81)	1:13.04 [4] (0:11.80)	1:01.24 [1] (0:12.04)	0:49.20 [1] (0:12.32)	0:36.88 [1] (0:12.17)	0:24.71 [1] (0:11.93)	0:12.78 [2] (0:12.78)
Average Speed [km/h]	50.0	61.8	61.1	60.3	59.0	59.3	60.4	56.3
Top Speed [km/h]	63.3	62.8	62.3	62.1	59.3	60.9	61.3	58.9
Avg. Dist. to Rail [m]	9.4	5.2	4.5	3.0	1.4	0.6	0.4	0.3
Avg. Stride Freq. [Hz]	2.1	2.3	2.3	2.3	2.2	2.3	2.3	2.2
Avg. Stride Length [m]	6.6	7.4	7.4	7.3	7.3	7.2	7.3	7.1



- [] Ranking at each section and finish
- .-.- No data available at this section
- NA No data available



Horse/Jockey Name	Set Ablaze
Final Rank	10
Fastest Section Time (Section)	0:11.51 (400m)
Top Speed [km/h] (Section)	64.1 (400m)
Race State	Finished



Sunshine Coast QLD Professional

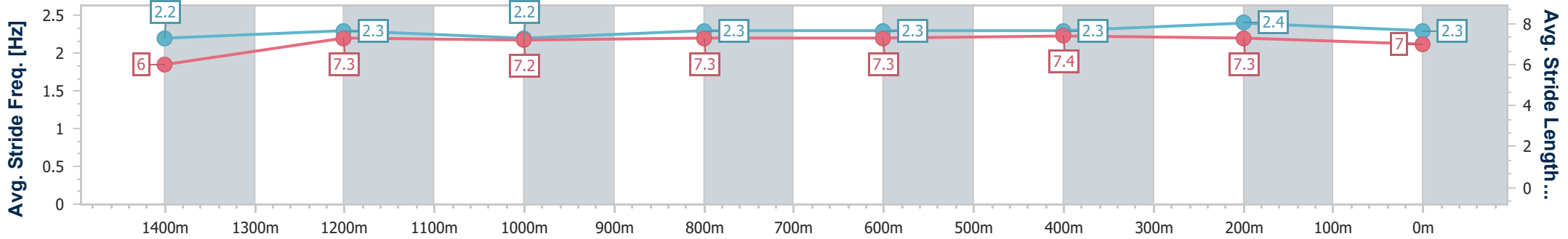
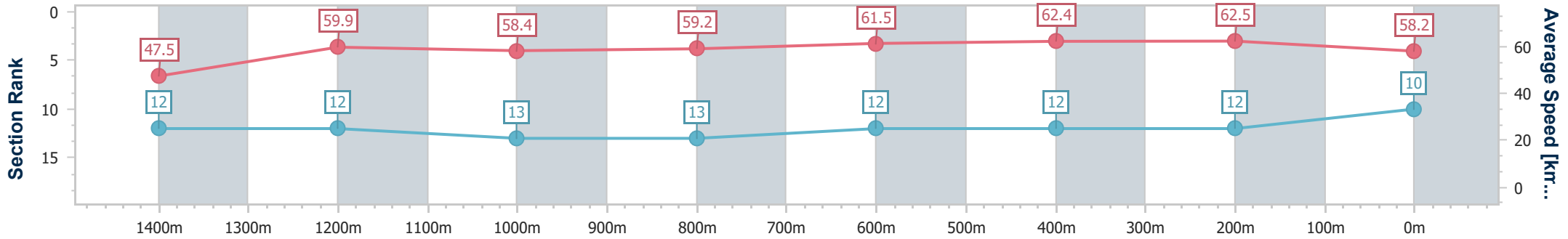
Race 7: Moonshine Hairdressers BM58 Handicap - 1600m



20 October 2024 - 16:26

Track Rating: Good 4, Weather: Fine, Rail Position: +9m Entire

Section	Overall	1400m	1200m	1000m	800m	600m	400m	200m
Section Times	1:39.58 [10] (0:15.13)	1:24.45 [12] (0:12.09)	1:12.36 [12] (0:12.40)	0:59.96 [13] (0:12.24)	0:47.72 [13] (0:11.96)	0:35.76 [12] (0:11.91)	0:23.85 [12] (0:11.51)	0:12.34 [12] (0:12.34)
Average Speed [km/h]	47.5	59.9	58.4	59.2	61.5	62.4	62.5	58.2
Top Speed [km/h]	59.1	62.3	61.5	60.3	62.3	63.0	64.1	61.4
Avg. Dist. to Rail [m]	5.0	3.0	2.5	2.5	4.2	5.2	7.6	7.7
Avg. Stride Freq. [Hz]	2.2	2.3	2.2	2.3	2.3	2.3	2.4	2.3
Avg. Stride Length [m]	6.0	7.3	7.2	7.3	7.3	7.4	7.3	7.0



- [] Ranking at each section and finish
- .-.- No data available at this section
- NA No data available



Horse/Jockey Name	Valentino Tease
Final Rank	11
Fastest Section Time (Section)	0:11.94 (400m)
Top Speed [km/h] (Section)	61.3 (400m)
Race State	Finished



Sunshine Coast QLD Professional

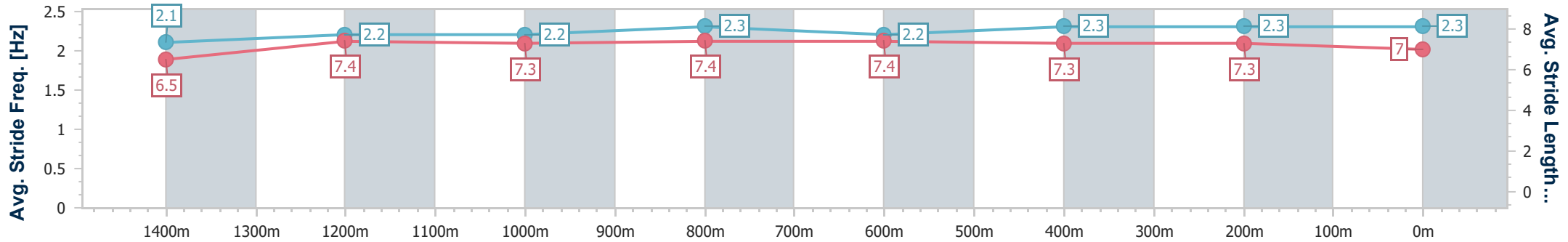
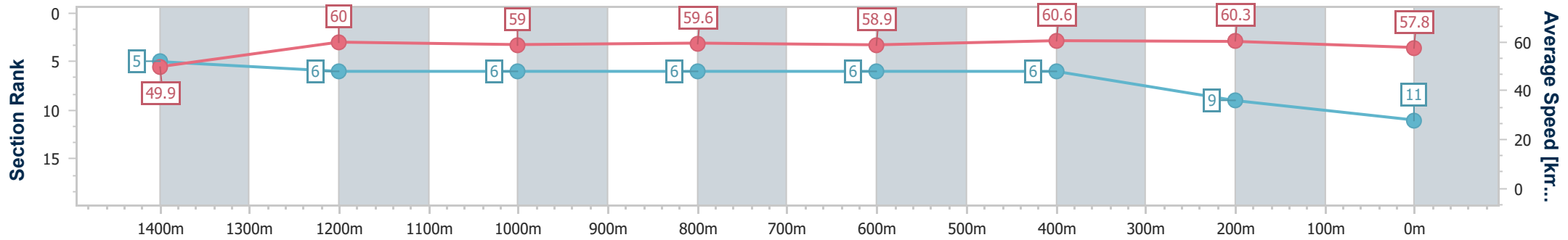
Race 7: Moonshine Hairdressers BM58 Handicap - 1600m



20 October 2024 - 16:26

Track Rating: Good 4, Weather: Fine, Rail Position: +9m Entire

Section	Overall	1400m	1200m	1000m	800m	600m	400m	200m
Section Times	1:39.60 [11] (0:14.41)	1:25.19 [5] (0:12.09)	1:13.10 [6] (0:12.22)	1:00.88 [6] (0:12.15)	0:48.73 [6] (0:12.32)	0:36.41 [6] (0:11.99)	0:24.42 [6] (0:11.94)	0:12.48 [9] (0:12.48)
Average Speed [km/h]	49.9	60.0	59.0	59.6	58.9	60.6	60.3	57.8
Top Speed [km/h]	59.9	61.1	59.8	60.9	60.2	61.0	61.3	59.3
Avg. Dist. to Rail [m]	4.0	2.8	2.5	2.3	1.7	1.6	3.6	5.6
Avg. Stride Freq. [Hz]	2.1	2.2	2.2	2.3	2.2	2.3	2.3	2.3
Avg. Stride Length [m]	6.5	7.4	7.3	7.4	7.4	7.3	7.3	7.0



- [] Ranking at each section and finish
- .-.- No data available at this section
- NA No data available



Horse/Jockey Name	Port Mourant
Final Rank	12
Fastest Section Time (Section)	0:11.93 (1400m)
Top Speed [km/h] (Section)	61.5 (1400m)
Race State	Finished



Sunshine Coast QLD Professional

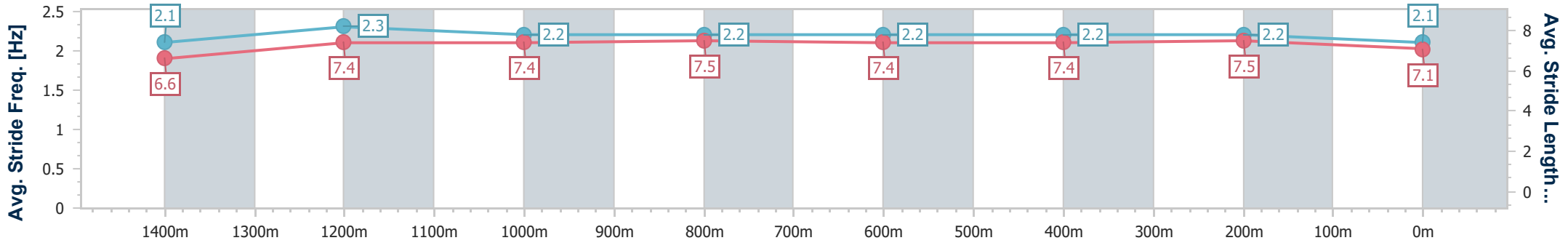
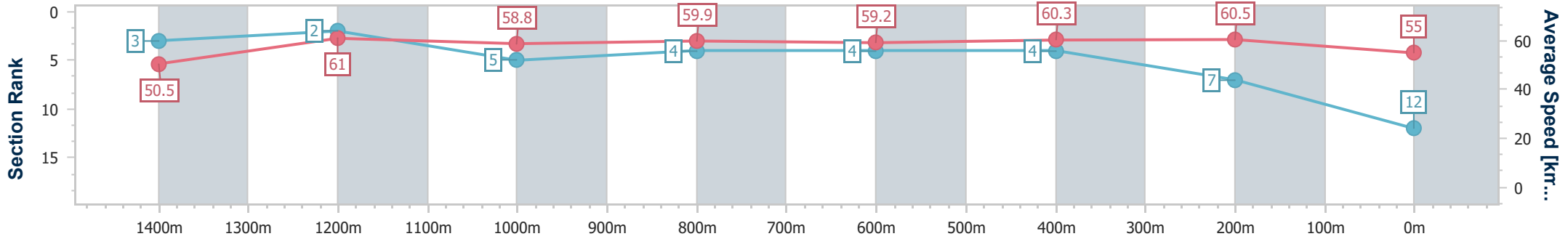
Race 7: Moonshine Hairdressers BM58 Handicap - 1600m



20 October 2024 - 16:26

Track Rating: Good 4, Weather: Fine, Rail Position: +9m Entire

Section	Overall	1400m	1200m	1000m	800m	600m	400m	200m
Section Times	1:39.98 [12] (0:14.25)	1:25.73 [3] (0:11.93)	1:13.80 [2] (0:12.22)	1:01.58 [5] (0:12.15)	0:49.43 [4] (0:12.33)	0:37.10 [4] (0:12.10)	0:25.00 [4] (0:11.93)	0:13.07 [7] (0:13.07)
Average Speed [km/h]	50.5	61.0	58.8	59.9	59.2	60.3	60.5	55.0
Top Speed [km/h]	61.3	61.5	59.7	61.1	59.8	61.3	61.2	58.9
Avg. Dist. to Rail [m]	5.7	3.1	2.8	2.8	2.6	2.4	3.8	3.6
Avg. Stride Freq. [Hz]	2.1	2.3	2.2	2.2	2.2	2.2	2.2	2.1
Avg. Stride Length [m]	6.6	7.4	7.4	7.5	7.4	7.4	7.5	7.1



- [] Ranking at each section and finish
- .-.- No data available at this section
- NA No data available



Horse/Jockey Name	Above The Sky
Final Rank	13
Fastest Section Time (Section)	0:11.71 (400m)
Top Speed [km/h] (Section)	61.9 (400m)
Race State	Finished



Sunshine Coast QLD Professional

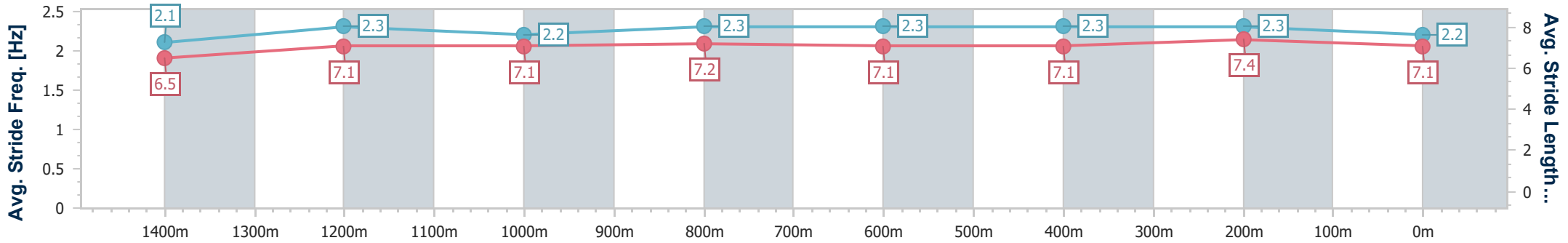
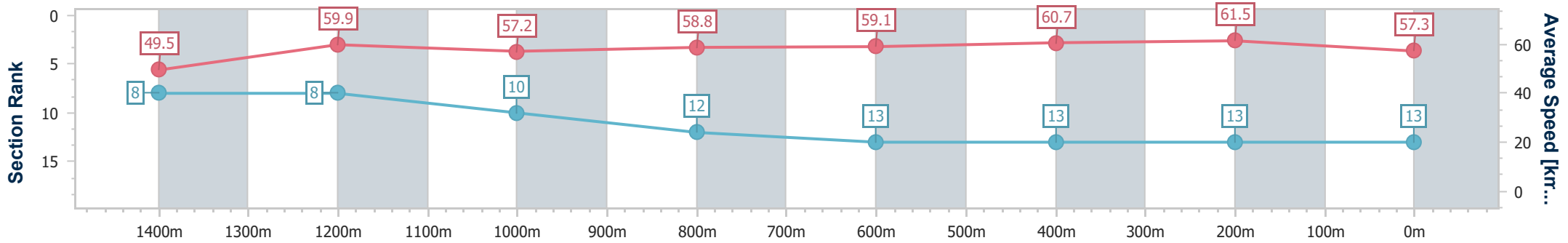
Race 7: Moonshine Hairdressers BM58 Handicap - 1600m



20 October 2024 - 16:26

Track Rating: Good 4, Weather: Fine, Rail Position: +9m Entire

Section	Overall	1400m	1200m	1000m	800m	600m	400m	200m
Section Times	1:40.23 [13] (0:14.53)	1:25.70 [8] (0:12.20)	1:13.50 [8] (0:12.61)	1:00.89 [10] (0:12.42)	0:48.47 [12] (0:12.31)	0:36.16 [13] (0:11.89)	0:24.27 [13] (0:11.71)	0:12.56 [13] (0:12.56)
Average Speed [km/h]	49.5	59.9	57.2	58.8	59.1	60.7	61.5	57.3
Top Speed [km/h]	60.5	61.6	59.1	59.7	60.4	61.0	61.9	60.9
Avg. Dist. to Rail [m]	9.3	5.2	4.2	4.0	1.9	0.5	2.0	2.4
Avg. Stride Freq. [Hz]	2.1	2.3	2.2	2.3	2.3	2.3	2.3	2.2
Avg. Stride Length [m]	6.5	7.1	7.1	7.2	7.1	7.1	7.4	7.1



- [] Ranking at each section and finish
- .-.- No data available at this section
- NA No data available



Sunshine Coast QLD Professional

Race 8: 20th Annual Rotary Race Day BM58 Handicap - 1200m

20 October 2024 - 17:00



Track Rating: Good 4, Weather: Fine, Rail Position: +9m Entire

Section												Last 600m		
Field Times		Overall	1000m	800m	600m	400m	200m						0:35.24	
		1:12.15 (0:13.72)	0:58.43 (0:11.42)	0:47.01 (0:11.77)	0:35.24 (0:11.66)	0:23.58 (0:11.63)	0:11.95 (0:11.95)							
Rank	TAB	Horse/Jockey	Barrier	Top Speed [km/h]	Fastest Section							Margin	Distance Travelled [m]	
1	10	JUKEBOX GLOW Justin Huxtable	3	66.2 400m	0:11.00 400m	1:12.15 [1] (0:14.70)	0:57.45 [11] (0:11.53)	0:45.92 [11] (0:11.74)	0:34.18 [10] (0:11.52)	0:22.66 [10] (0:11.00)	0:11.66 [5] (0:11.66)	1:12.15	0:34.18	
2	17	CRYPTIC PRISM Cody Collis	4	64.2 Overall	0:11.43 400m	1:12.43 [2] (0:14.04)	0:58.39 [4] (0:11.47)	0:46.92 [4] (0:11.78)	0:35.14 [4] (0:11.66)	0:23.48 [3] (0:11.43)	0:12.05 [3] (0:12.05)	1.5L	0:35.14	+4
3	4	JUNGLE FEVER Corey Sutherland	16	64.4 Overall	0:11.42 1000m	1:12.55 [3] (0:13.72)	0:58.83 [1] (0:11.42)	0:47.41 [1] (0:11.77)	0:35.64 [1] (0:11.66)	0:23.98 [1] (0:11.63)	0:12.35 [1] (0:12.35)	2L	0:35.64	+4
4	8	WATERMELON Mark Du Plessis	8	64.7 400m	0:11.26 400m	1:12.68 [4] (0:14.35)	0:58.33 [8] (0:11.51)	0:46.82 [9] (0:11.89)	0:34.93 [8] (0:11.60)	0:23.33 [8] (0:11.26)	0:12.07 [8] (0:12.07)	2.5L	0:34.93	+6
5	2	CONTILDA'S LOVE Micheal Hellyer	14	65.9 400m	0:11.16 400m	1:12.70 [5] (0:14.68)	0:58.02 [10] (0:11.47)	0:46.55 [10] (0:11.91)	0:34.64 [11] (0:11.55)	0:23.09 [11] (0:11.16)	0:11.93 [11] (0:11.93)	2.6L	0:34.64	+6
6	19	THAT'S ALL GOOD Robbie Dolan	1	63.6 400m	0:11.43 400m	1:12.74 [6] (0:14.36)	0:58.38 [9] (0:11.49)	0:46.89 [8] (0:11.73)	0:35.16 [7] (0:11.57)	0:23.59 [5] (0:11.43)	0:12.16 [7] (0:12.16)	2.8L	0:35.16	+3
7	13	TORQUE ABOUT MAGIC Kyle Wilson-Taylor	7	64.8 1000m	0:11.34 400m	1:12.75 [7] (0:14.21)	0:58.54 [6] (0:11.45)	0:47.09 [6] (0:11.86)	0:35.23 [5] (0:11.68)	0:23.55 [6] (0:11.34)	0:12.21 [6] (0:12.21)	2.9L	0:35.23	+7
8	6	WHISKEY AND BEER Trudy Thornton	9	64.1 400m	0:11.31 400m	1:12.79 [8] (0:14.32)	0:58.47 [7] (0:11.53)	0:46.94 [7] (0:11.95)	0:34.99 [9] (0:11.63)	0:23.36 [9] (0:11.31)	0:12.05 [10] (0:12.05)	3.1L	0:34.99	+9
9	14	HARD TO DISMISS Angela Jones	5	64.3 Overall	0:11.41 1000m	1:12.82 [9] (0:13.96)	0:58.86 [2] (0:11.41)	0:47.45 [3] (0:11.90)	0:35.55 [3] (0:11.74)	0:23.81 [4] (0:11.46)	0:12.35 [4] (0:12.35)	3.3L	0:35.55	+9
10	1	CAPITAL CEE Jasper Franklin	15	65.3 1000m	0:11.21 1000m	1:12.87 [10] (0:14.01)	0:58.86 [3] (0:11.21)	0:47.65 [2] (0:11.75)	0:35.90 [2] (0:11.77)	0:24.13 [2] (0:11.61)	0:12.52 [2] (0:12.52)	3.5L	0:35.90	+8

Scratched: Scribble (#20), Madame Moth (#15), Revitup Charlie (#16), Tapis Magique (#12), War Too All (#18), Hurricane Hall (#3), New Hampshire (#5), Starlea (#9), Pacific Pirate (#11)

[] Ranking at each section and finish
 -:-:- No data available at this section
 NA No data available
 SCN Saddle cloth number
 DNF Did not finish
 DNT Did not track



Sunshine Coast QLD Professional
Race 8: 20th Annual Rotary Race Day BM58 Handicap - 1200m
 20 October 2024 - 17:00



Track Rating: Good 4, Weather: Fine, Rail Position: +9m Entire

Section		Overall	1000m	800m	600m	400m	200m	Last 600m	
Field Times		1:12.15 (0:13.72)	0:58.43 (0:11.42)	0:47.01 (0:11.77)	0:35.24 (0:11.66)	0:23.58 (0:11.63)	0:11.95 (0:11.95)	0:35.24	

Rank	TAB	Horse/Jockey	Barrier	Top Speed [km/h]	Fastest Section	Overall	1000m	800m	600m	400m	200m	Margin	Distance Travelled [m]
11	7	BARELLO	11	66.1	0:11.47	1:13.07 [11]	0:58.94 [5]	0:47.44 [5]	0:35.51 [6]	0:23.84 [7]	0:12.37 [9]	4.5L	0:35.51 +9
		Corey Bayliss		1000m	400m	(0:14.13)	(0:11.50)	(0:11.93)	(0:11.67)	(0:11.47)	(0:12.37)		

Scratched: Scribble (#20), Madame Moth (#15), Revitup Charlie (#16), Tapis Magique (#12), War Too All (#18), Hurricane Hall (#3), New Hampshire (#5), Starlea (#9), Pacific Pirate (#11)

[] Ranking at each section and finish
 -:-:- No data available at this section
 NA No data available

SCN Saddle cloth number
 DNF Did not finish
 DNT Did not track



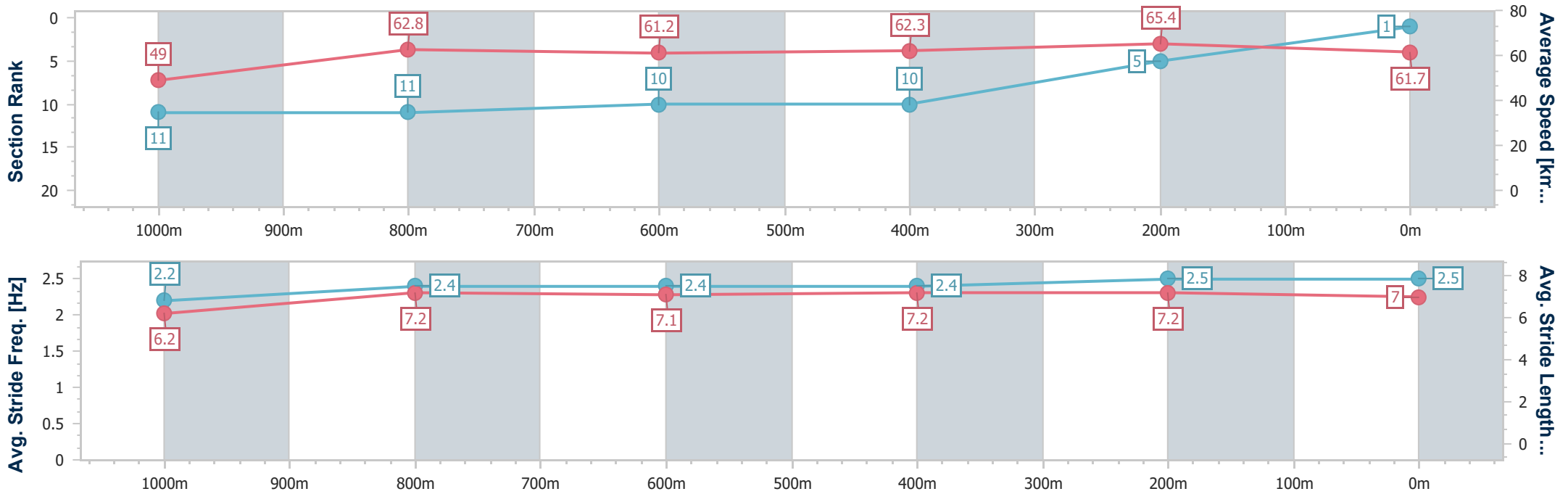
Horse/Jockey Name	Jukebox Glow
Final Rank	1
Fastest Section Time (Section)	0:11.00 (400m)
Top Speed [km/h] (Section)	66.2 (400m)
Race State	Finished



Sunshine Coast QLD Professional
 Race 8: 20th Annual Rotary Race Day BM58 Handicap - 1200m
 20 October 2024 - 17:00
 Track Rating: Good 4, Weather: Fine, Rail Position: +9m Entire



Section	Overall	1000m	800m	600m	400m	200m
Section Times	1:12.15 [1] (0:14.70)	0:57.45 [11] (0:11.53)	0:45.92 [11] (0:11.74)	0:34.18 [10] (0:11.52)	0:22.66 [10] (0:11.00)	0:11.66 [5] (0:11.66)
Average Speed [km/h]	49.0	62.8	61.2	62.3	65.4	61.7
Top Speed [km/h]	61.8	63.9	63.4	63.3	66.2	64.7
Avg. Dist. to Rail [m]	3.5	1.9	0.5	0.8	0.5	1.2
Avg. Stride Freq. [Hz]	2.2	2.4	2.4	2.4	2.5	2.5
Avg. Stride Length [m]	6.2	7.2	7.1	7.2	7.2	7.0



- [] Ranking at each section and finish
- .-.- No data available at this section
- NA No data available



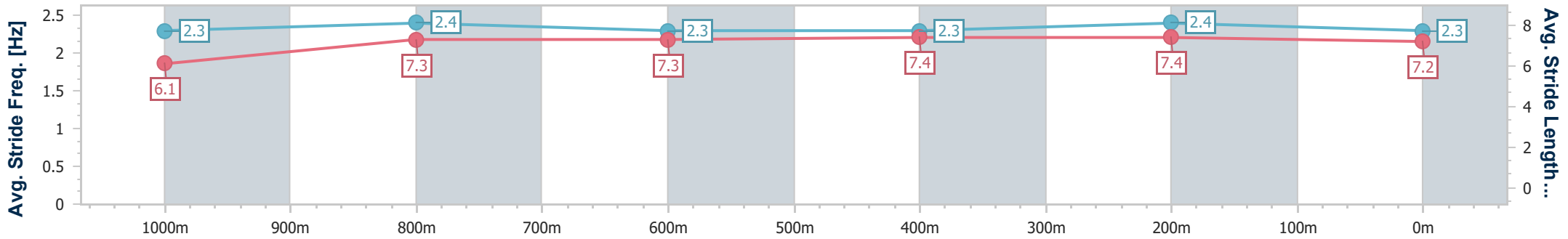
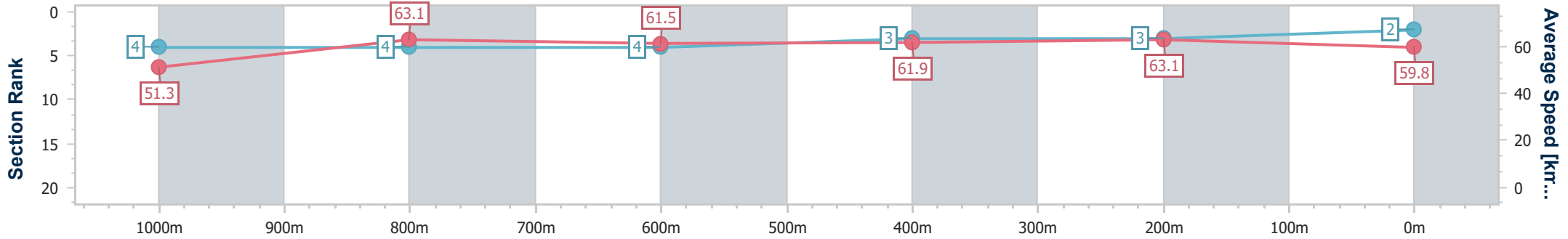
Horse/Jockey Name	Cryptic Prism
Final Rank	2
Fastest Section Time (Section)	0:11.43 (400m)
Top Speed [km/h] (Section)	64.2 (Overall)
Race State	Finished



Sunshine Coast QLD Professional
 Race 8: 20th Annual Rotary Race Day BM58 Handicap - 1200m
 20 October 2024 - 17:00
 Track Rating: Good 4, Weather: Fine, Rail Position: +9m Entire



Section	Overall	1000m	800m	600m	400m	200m
Section Times	1:12.43 [2] (0:14.04)	0:58.39 [4] (0:11.47)	0:46.92 [4] (0:11.78)	0:35.14 [4] (0:11.66)	0:23.48 [3] (0:11.43)	0:12.05 [3] (0:12.05)
Average Speed [km/h]	51.3	63.1	61.5	61.9	63.1	59.8
Top Speed [km/h]	64.2	64.1	62.4	63.0	63.9	62.6
Avg. Dist. to Rail [m]	3.4	2.1	1.4	0.7	0.9	2.5
Avg. Stride Freq. [Hz]	2.3	2.4	2.3	2.3	2.4	2.3
Avg. Stride Length [m]	6.1	7.3	7.3	7.4	7.4	7.2



- [] Ranking at each section and finish
- .-.- No data available at this section
- NA No data available



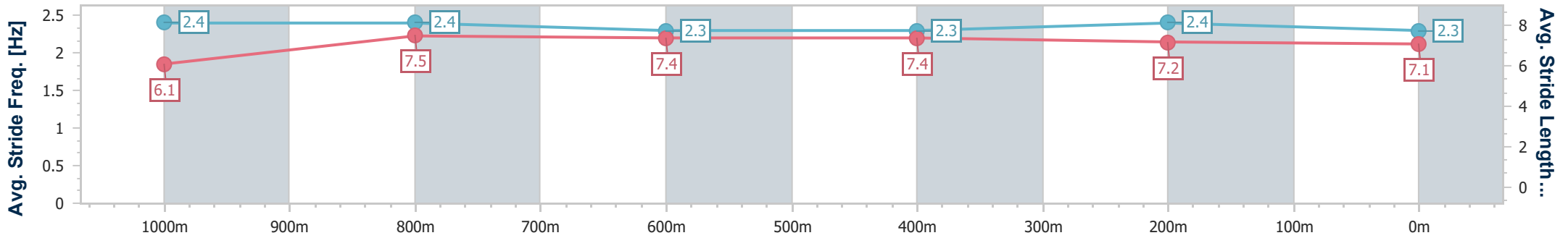
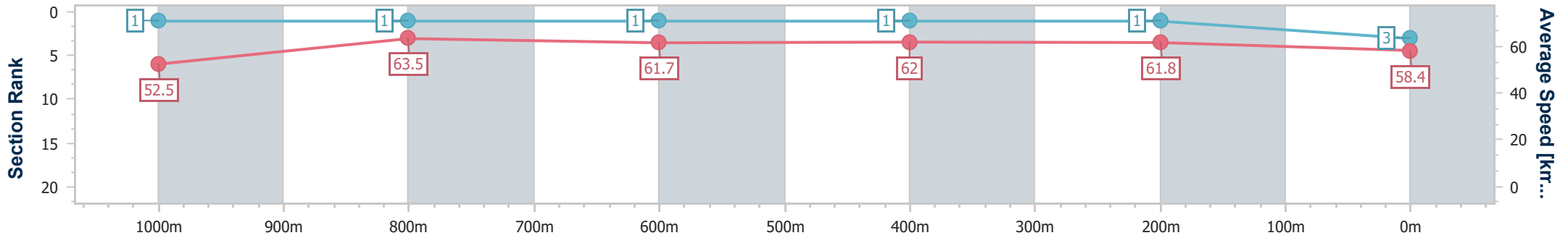
Horse/Jockey Name	Jungle Fever
Final Rank	3
Fastest Section Time (Section)	0:11.42 (1000m)
Top Speed [km/h] (Section)	64.4 (Overall)
Race State	Finished



Sunshine Coast QLD Professional
 Race 8: 20th Annual Rotary Race Day BM58 Handicap - 1200m
 20 October 2024 - 17:00
 Track Rating: Good 4, Weather: Fine, Rail Position: +9m Entire



Section	Overall	1000m	800m	600m	400m	200m
Section Times	1:12.55 [3] (0:13.72)	0:58.83 [1] (0:11.42)	0:47.41 [1] (0:11.77)	0:35.64 [1] (0:11.66)	0:23.98 [1] (0:11.63)	0:12.35 [1] (0:12.35)
Average Speed [km/h]	52.5	63.5	61.7	62.0	61.8	58.4
Top Speed [km/h]	64.4	64.2	63.1	62.1	62.7	60.8
Avg. Dist. to Rail [m]	7.9	2.1	1.6	0.5	1.2	1.2
Avg. Stride Freq. [Hz]	2.4	2.4	2.3	2.3	2.4	2.3
Avg. Stride Length [m]	6.1	7.5	7.4	7.4	7.2	7.1



- [] Ranking at each section and finish
- .-.- No data available at this section
- NA No data available



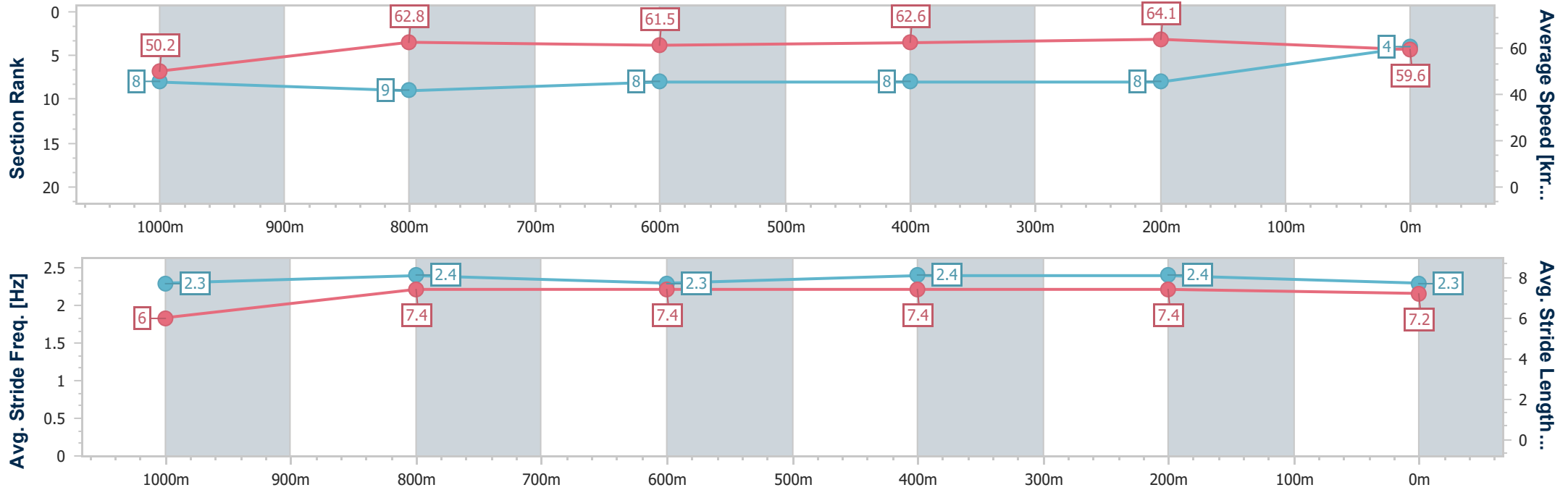
Horse/Jockey Name	Watermelon
Final Rank	4
Fastest Section Time (Section)	0:11.26 (400m)
Top Speed [km/h] (Section)	64.7 (400m)
Race State	Finished



Sunshine Coast QLD Professional
 Race 8: 20th Annual Rotary Race Day BM58 Handicap - 1200m
 20 October 2024 - 17:00
 Track Rating: Good 4, Weather: Fine, Rail Position: +9m Entire



Section	Overall	1000m	800m	600m	400m	200m
Section Times	1:12.68 [4] (0:14.35)	0:58.33 [8] (0:11.51)	0:46.82 [9] (0:11.89)	0:34.93 [8] (0:11.60)	0:23.33 [8] (0:11.26)	0:12.07 [8] (0:12.07)
Average Speed [km/h]	50.2	62.8	61.5	62.6	64.1	59.6
Top Speed [km/h]	62.3	63.7	62.6	64.5	64.7	62.3
Avg. Dist. to Rail [m]	5.3	2.8	2.2	1.9	3.0	2.2
Avg. Stride Freq. [Hz]	2.3	2.4	2.3	2.4	2.4	2.3
Avg. Stride Length [m]	6.0	7.4	7.4	7.4	7.4	7.2



- [] Ranking at each section and finish
- .-.- No data available at this section
- NA No data available



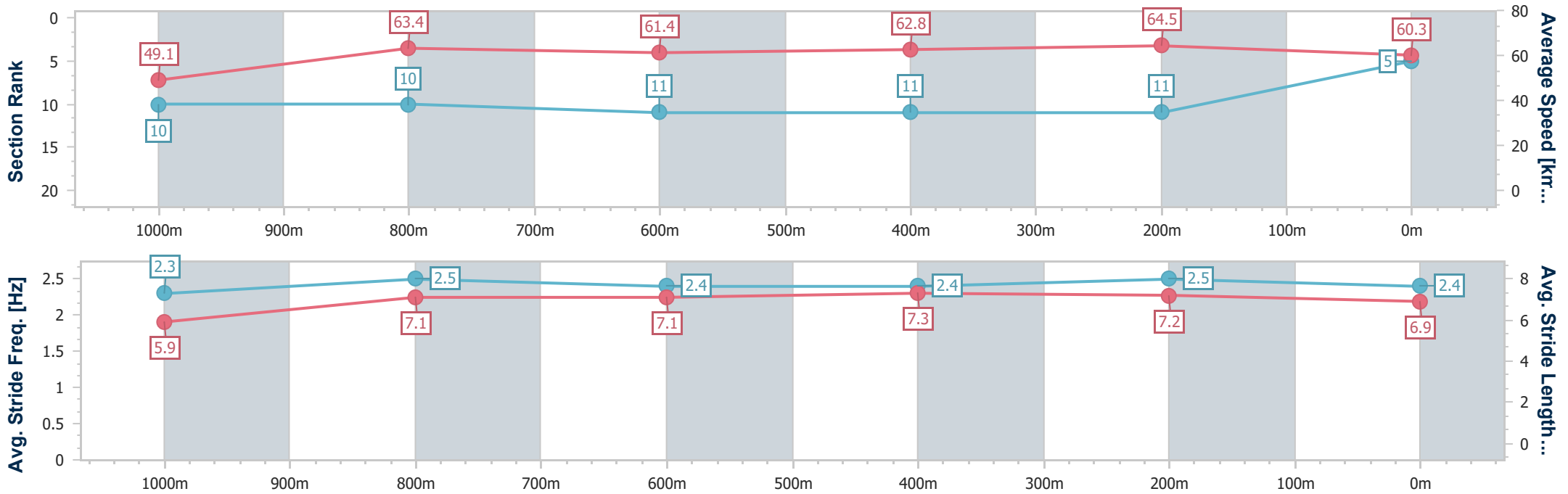
Horse/Jockey Name	Contilda's Love
Final Rank	5
Fastest Section Time (Section)	0:11.16 (400m)
Top Speed [km/h] (Section)	65.9 (400m)
Race State	Finished



Sunshine Coast QLD Professional
 Race 8: 20th Annual Rotary Race Day BM58 Handicap - 1200m
 20 October 2024 - 17:00
 Track Rating: Good 4, Weather: Fine, Rail Position: +9m Entire



Section	Overall	1000m	800m	600m	400m	200m
Section Times	1:12.70 [5] (0:14.68)	0:58.02 [10] (0:11.47)	0:46.55 [10] (0:11.91)	0:34.64 [11] (0:11.55)	0:23.09 [11] (0:11.16)	0:11.93 [11] (0:11.93)
Average Speed [km/h]	49.1	63.4	61.4	62.8	64.5	60.3
Top Speed [km/h]	62.7	64.8	61.9	63.6	65.9	63.0
Avg. Dist. to Rail [m]	7.2	3.3	2.4	1.3	5.3	7.6
Avg. Stride Freq. [Hz]	2.3	2.5	2.4	2.4	2.5	2.4
Avg. Stride Length [m]	5.9	7.1	7.1	7.3	7.2	6.9



- [] Ranking at each section and finish
- .-.- No data available at this section
- NA No data available



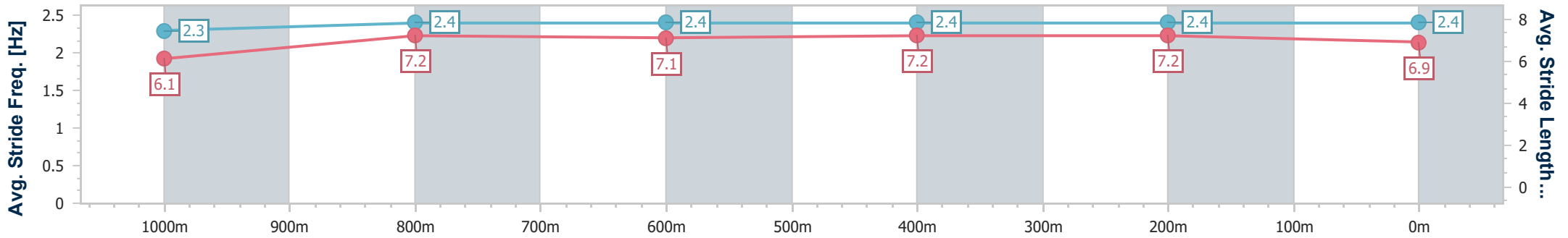
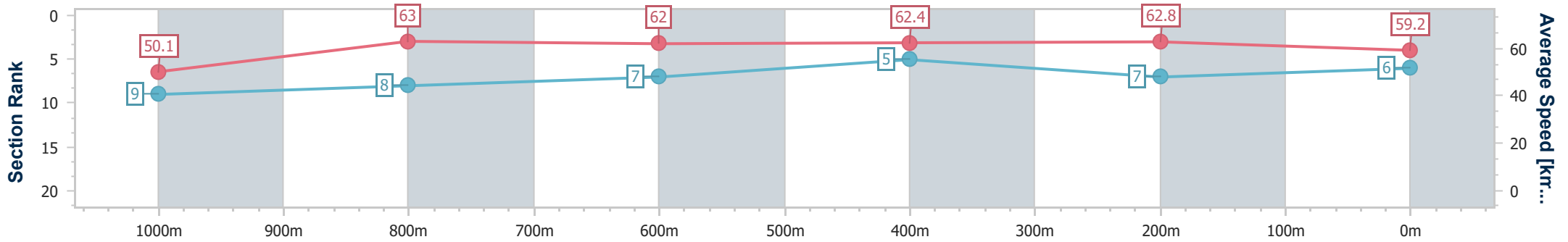
Horse/Jockey Name	That's All Good
Final Rank	6
Fastest Section Time (Section)	0:11.43 (400m)
Top Speed [km/h] (Section)	63.6 (400m)
Race State	Finished



Sunshine Coast QLD Professional
 Race 8: 20th Annual Rotary Race Day BM58 Handicap - 1200m
 20 October 2024 - 17:00
 Track Rating: Good 4, Weather: Fine, Rail Position: +9m Entire



Section	Overall	1000m	800m	600m	400m	200m
Section Times	1:12.74 [6] (0:14.36)	0:58.38 [9] (0:11.49)	0:46.89 [8] (0:11.73)	0:35.16 [7] (0:11.57)	0:23.59 [5] (0:11.43)	0:12.16 [7] (0:12.16)
Average Speed [km/h]	50.1	63.0	62.0	62.4	62.8	59.2
Top Speed [km/h]	63.1	63.5	63.1	63.0	63.6	61.7
Avg. Dist. to Rail [m]	2.6	2.1	1.4	0.6	1.5	0.4
Avg. Stride Freq. [Hz]	2.3	2.4	2.4	2.4	2.4	2.4
Avg. Stride Length [m]	6.1	7.2	7.1	7.2	7.2	6.9



- [] Ranking at each section and finish
- .-.- No data available at this section
- NA No data available



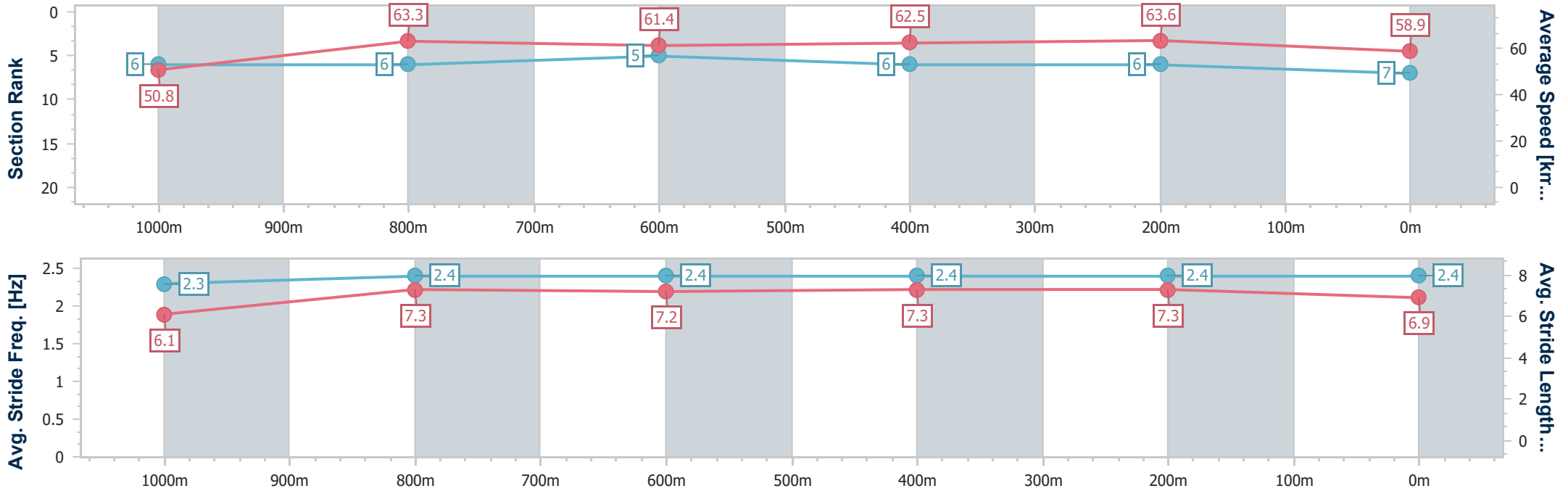
Horse/Jockey Name	Torque About Magic
Final Rank	7
Fastest Section Time (Section)	0:11.34 (400m)
Top Speed [km/h] (Section)	64.8 (1000m)
Race State	Finished



Sunshine Coast QLD Professional
 Race 8: 20th Annual Rotary Race Day BM58 Handicap - 1200m
 20 October 2024 - 17:00
 Track Rating: Good 4, Weather: Fine, Rail Position: +9m Entire



Section	Overall	1000m	800m	600m	400m	200m
Section Times	1:12.75 [7] (0:14.21)	0:58.54 [6] (0:11.45)	0:47.09 [6] (0:11.86)	0:35.23 [5] (0:11.68)	0:23.55 [6] (0:11.34)	0:12.21 [6] (0:12.21)
Average Speed [km/h]	50.8	63.3	61.4	62.5	63.6	58.9
Top Speed [km/h]	64.5	64.8	62.2	63.7	64.4	62.0
Avg. Dist. to Rail [m]	5.0	2.5	2.0	2.8	4.5	5.8
Avg. Stride Freq. [Hz]	2.3	2.4	2.4	2.4	2.4	2.4
Avg. Stride Length [m]	6.1	7.3	7.2	7.3	7.3	6.9



- [] Ranking at each section and finish
- .-.- No data available at this section
- NA No data available



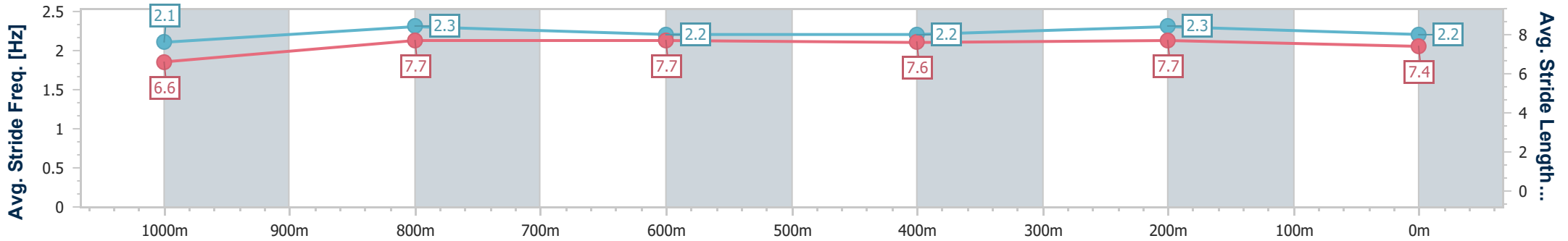
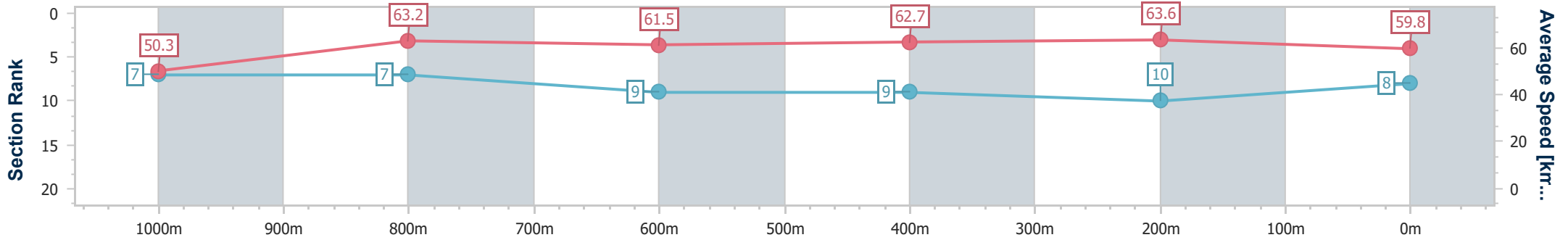
Horse/Jockey Name	Whiskey And Beer
Final Rank	8
Fastest Section Time (Section)	0:11.31 (400m)
Top Speed [km/h] (Section)	64.1 (400m)
Race State	Finished



Sunshine Coast QLD Professional
 Race 8: 20th Annual Rotary Race Day BM58 Handicap - 1200m
 20 October 2024 - 17:00
 Track Rating: Good 4, Weather: Fine, Rail Position: +9m Entire



Section	Overall	1000m	800m	600m	400m	200m
Section Times	1:12.79 [8] (0:14.32)	0:58.47 [7] (0:11.53)	0:46.94 [7] (0:11.95)	0:34.99 [9] (0:11.63)	0:23.36 [9] (0:11.31)	0:12.05 [10] (0:12.05)
Average Speed [km/h]	50.3	63.2	61.5	62.7	63.6	59.8
Top Speed [km/h]	62.8	63.9	62.3	63.3	64.1	62.8
Avg. Dist. to Rail [m]	6.7	4.1	3.5	2.3	3.5	3.1
Avg. Stride Freq. [Hz]	2.1	2.3	2.2	2.2	2.3	2.2
Avg. Stride Length [m]	6.6	7.7	7.7	7.6	7.7	7.4



- [] Ranking at each section and finish
- .-.- No data available at this section
- NA No data available



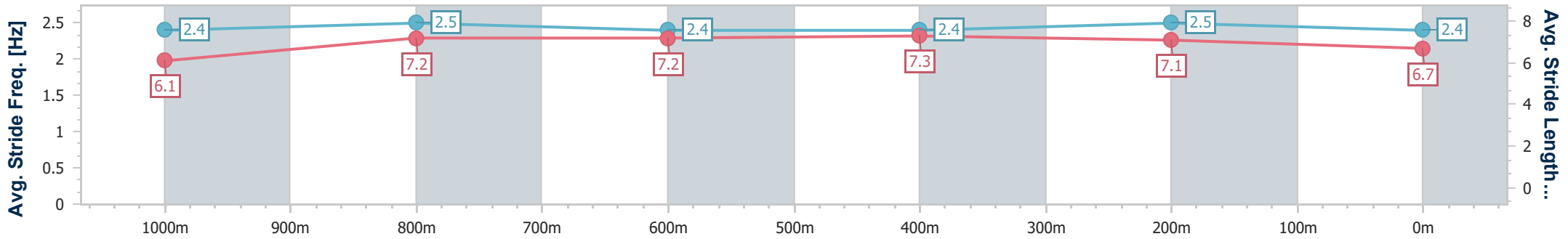
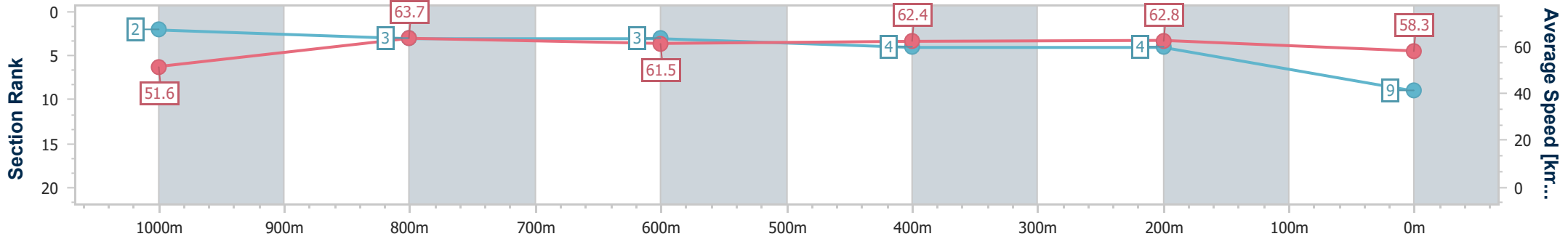
Horse/Jockey Name	Hard To Dismiss
Final Rank	9
Fastest Section Time (Section)	0:11.41 (1000m)
Top Speed [km/h] (Section)	64.3 (Overall)
Race State	Finished



Sunshine Coast QLD Professional
 Race 8: 20th Annual Rotary Race Day BM58 Handicap - 1200m
 20 October 2024 - 17:00
 Track Rating: Good 4, Weather: Fine, Rail Position: +9m Entire



Section	Overall	1000m	800m	600m	400m	200m
Section Times	1:12.82 [9] (0:13.96)	0:58.86 [2] (0:11.41)	0:47.45 [3] (0:11.90)	0:35.55 [3] (0:11.74)	0:23.81 [4] (0:11.46)	0:12.35 [4] (0:12.35)
Average Speed [km/h]	51.6	63.7	61.5	62.4	62.8	58.3
Top Speed [km/h]	64.3	64.3	62.6	63.2	63.5	61.3
Avg. Dist. to Rail [m]	4.8	3.2	3.2	2.6	3.9	5.5
Avg. Stride Freq. [Hz]	2.4	2.5	2.4	2.4	2.5	2.4
Avg. Stride Length [m]	6.1	7.2	7.2	7.3	7.1	6.7



- [] Ranking at each section and finish
- .-.- No data available at this section
- NA No data available



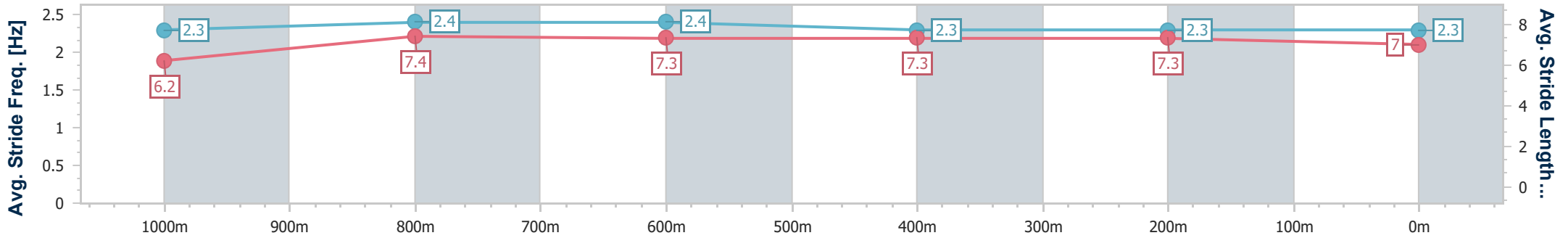
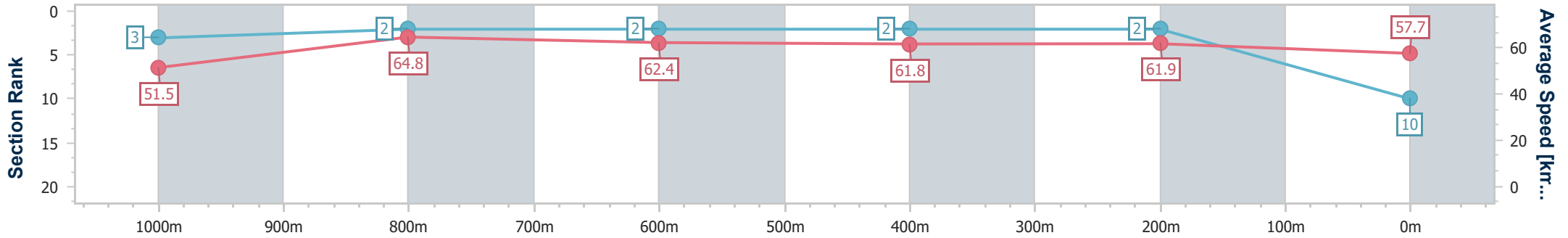
Horse/Jockey Name	Capital Cee
Final Rank	10
Fastest Section Time (Section)	0:11.21 (1000m)
Top Speed [km/h] (Section)	65.3 (1000m)
Race State	Finished



Sunshine Coast QLD Professional
 Race 8: 20th Annual Rotary Race Day BM58 Handicap - 1200m
 20 October 2024 - 17:00
 Track Rating: Good 4, Weather: Fine, Rail Position: +9m Entire



Section	Overall	1000m	800m	600m	400m	200m
Section Times	1:12.87 [10] (0:14.01)	0:58.86 [3] (0:11.21)	0:47.65 [2] (0:11.75)	0:35.90 [2] (0:11.77)	0:24.13 [2] (0:11.61)	0:12.52 [2] (0:12.52)
Average Speed [km/h]	51.5	64.8	62.4	61.8	61.9	57.7
Top Speed [km/h]	64.4	65.3	64.0	62.8	63.3	60.3
Avg. Dist. to Rail [m]	8.0	3.6	2.9	2.0	2.2	3.6
Avg. Stride Freq. [Hz]	2.3	2.4	2.4	2.3	2.3	2.3
Avg. Stride Length [m]	6.2	7.4	7.3	7.3	7.3	7.0



- [] Ranking at each section and finish
- .-.- No data available at this section
- NA No data available



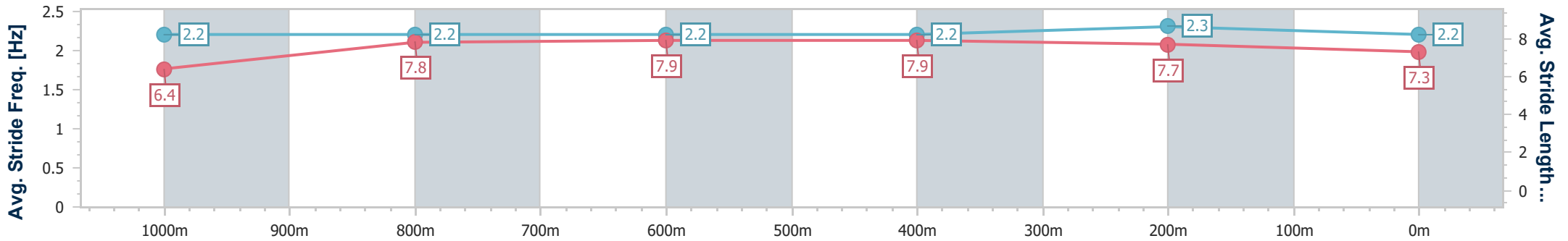
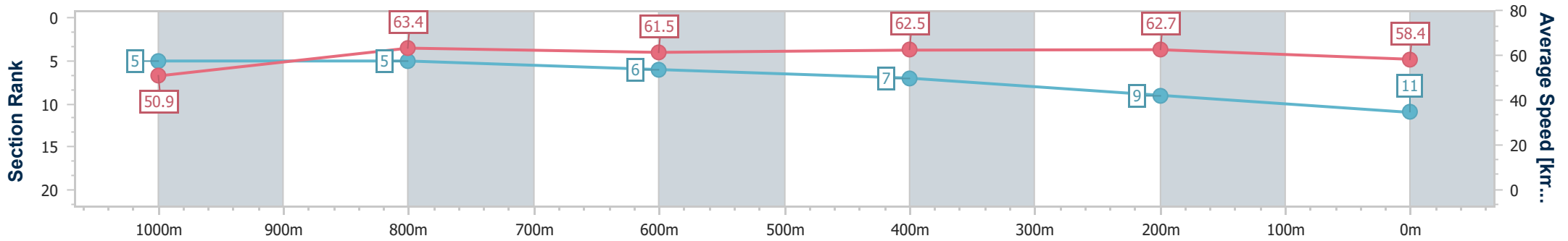
Horse/Jockey Name	Barello
Final Rank	11
Fastest Section Time (Section)	0:11.47 (400m)
Top Speed [km/h] (Section)	66.1 (1000m)
Race State	Finished



Sunshine Coast QLD Professional
 Race 8: 20th Annual Rotary Race Day BM58 Handicap - 1200m
 20 October 2024 - 17:00
 Track Rating: Good 4, Weather: Fine, Rail Position: +9m Entire



Section	Overall	1000m	800m	600m	400m	200m
Section Times	1:13.07 [11] (0:14.13)	0:58.94 [5] (0:11.50)	0:47.44 [5] (0:11.93)	0:35.51 [6] (0:11.67)	0:23.84 [7] (0:11.47)	0:12.37 [9] (0:12.37)
Average Speed [km/h]	50.9	63.4	61.5	62.5	62.7	58.4
Top Speed [km/h]	66.1	66.1	62.4	62.9	63.5	61.6
Avg. Dist. to Rail [m]	7.5	4.4	3.2	2.3	4.7	6.4
Avg. Stride Freq. [Hz]	2.2	2.2	2.2	2.2	2.3	2.2
Avg. Stride Length [m]	6.4	7.8	7.9	7.9	7.7	7.3



- [] Ranking at each section and finish
- .-.- No data available at this section
- NA No data available