



# Toowoomba QLD Professional

## Race 7: SBI -Spray, Blast, Inspect Maiden Plate - 1625m

19 October 2024 - 20:30



Track Rating: Good 3, Weather: Fine, Rail Position: +4m Entire

Section		Overall	1400m	1200m	1000m	800m	600m	400m	Last 600m				
Field Times		1:40.19 (0:15.29)	1:24.90 (0:11.17)	1:13.73 (0:11.67)	1:02.06 (0:11.82)	0:50.24 (0:12.33)	0:37.91 (0:12.67)	0:25.24 (0:12.69)	0:00.00				
Rank	TAB Horse/Jockey	Barrier	Top Speed [km/h]	Fastest Section									Distance Travelled [m]
1	1 MALECON Rob Thorburn	6	69.6	0:11.20	1:40.19 [1] (0:15.78)	1:24.41 [5] (0:11.20)	1:13.21 [4] (0:11.54)	1:01.67 [3] (0:12.00)	0:49.67 [3] (0:12.24)	0:37.43 [3] (0:12.50)	0:24.93 [3] (0:12.42)	0:37.43	
2	8 POSTMAN'S GAP Michael Murphy	13	68.3	0:11.19	1:40.36 [2] (0:15.47)	1:24.89 [2] (0:11.19)	1:13.70 [2] (0:11.64)	1:02.06 [2] (0:12.00)	0:50.06 [2] (0:12.22)	0:37.84 [2] (0:12.47)	0:25.37 [2] (0:12.65)	0:37.84	-4
3	9 LADY BOSSA NOVA Kenji Yoshida	3	Data was not able to be tracked for this horse		----	----	----	----	----	----	----	----	----
4	10 PARRA Melea Castle	7	68.5	0:11.17	1:41.20 [4] (0:16.06)	1:25.14 [8] (0:11.17)	1:13.97 [7] (0:11.54)	1:02.43 [6] (0:11.95)	0:50.48 [5] (0:12.17)	0:38.31 [4] (0:12.57)	0:25.74 [4] (0:12.84)	0:38.31	-4
5	4 TOY DANDY Olivia Kendal	9	66.1	0:11.46	1:41.43 [5] (0:15.65)	1:25.78 [4] (0:11.46)	1:14.32 [5] (0:11.62)	1:02.70 [5] (0:11.89)	0:50.81 [4] (0:12.41)	0:38.40 [5] (0:12.77)	0:25.63 [5] (0:12.69)	0:38.40	+5
6	6 WINDFLOWER Karl Zechner	10	69.2	0:11.17	1:41.48 [6] (0:15.29)	1:26.19 [1] (0:11.17)	1:15.02 [1] (0:11.67)	1:03.35 [1] (0:11.82)	0:51.53 [1] (0:12.33)	0:39.20 [1] (0:12.67)	0:26.53 [1] (0:13.08)	0:39.20	-8
7	7 CALL SIGN Nozi Tomizawa	4	68.0	0:11.25	1:43.31 [7] (0:15.64)	1:27.67 [3] (0:11.25)	1:16.42 [3] (0:11.72)	1:04.70 [4] (0:12.25)	0:52.45 [6] (0:12.80)	0:39.65 [8] (0:12.74)	0:26.91 [8] (0:13.07)	0:39.65	+1
8	5 UNDERINVESTIGATION Georgina Cartwright	8	67.2	0:11.34	1:43.33 [8] (0:15.88)	1:27.45 [7] (0:11.34)	1:16.11 [6] (0:11.69)	1:04.42 [7] (0:12.13)	0:52.29 [8] (0:12.15)	0:40.14 [7] (0:12.82)	0:27.32 [6] (0:13.22)	0:40.14	-2
9	3 READY TO FLIRT Les Tilley	11	66.5	0:11.55	1:47.52 [9] (0:15.81)	1:31.71 [6] (0:11.55)	1:20.16 [8] (0:11.70)	1:08.46 [8] (0:11.94)	0:56.52 [7] (0:12.14)	0:44.38 [6] (0:13.12)	0:31.26 [7] (0:14.53)	0:44.38	-4

Scratched: Zougo Boss (#2), Misty Gold (#13), Fitasafiddle (#11), Nythe (#12)

[ ] Ranking at each section and finish  
 ---- No data available at this section  
 NA No data available

SCN Saddle cloth number  
 DNF Did not finish  
 DNT Did not track



**Toowoomba QLD Professional**  
**Race 7: SBI -Spray, Blast, Inspect Maiden Plate - 1625m**  
**19 October 2024 - 20:30**



Track Rating: Good 3, Weather: Fine, Rail Position: +4m Entire

Section							200m			Last 600m
Field Times							0:12.55 (0:12.55)			0:00.00
Rank	TAB	Horse/Jockey	Barrier	Top Speed [km/h]	Fastest Section	Margin	Margin			Distance Travelled [m]
1	1	<b>MALECON</b> Rob Thorburn	6	69.6 Overall	0:11.20 1400m	0:12.51 [2] (0:12.51)	1:40.19			0:37.43
2	8	<b>POSTMAN'S GAP</b> Michael Murphy	13	68.3 Overall	0:11.19 1400m	0:12.72 [1] (0:12.72)	0.8L			0:37.84 -4
3	9	<b>LADY BOSSA NOVA</b> Kenji Yoshida	3	Data was not able to be tracked for this horse		-:-:-	5.3L			-:-:- -:-:-
4	10	<b>PARRA</b> Melea Castle	7	68.5 Overall	0:11.17 1400m	0:12.90 [4] (0:12.90)	5.5L			0:38.31 -4
5	4	<b>TOY DANDY</b> Olivia Kendal	9	66.1 Overall	0:11.46 1400m	0:12.94 [5] (0:12.94)	6.8L			0:38.40 +5
6	6	<b>WINDFLOWER</b> Karl Zechner	10	69.2 Overall	0:11.17 1400m	0:13.45 [3] (0:13.45)	7L			0:39.20 -8
7	7	<b>CALL SIGN</b> Nozi Tomizawa	4	68.0 Overall	0:11.25 1400m	0:13.84 [7] (0:13.84)	17.5L			0:39.65 +1
8	5	<b>UNDERINVESTIGATION</b> Georgina Cartwright	8	67.2 Overall	0:11.34 1400m	0:14.10 [6] (0:14.10)	17.6L			0:40.14 -2
9	3	<b>READY TO FLIRT</b> Les Tilley	11	66.5 1400m	0:11.55 1400m	0:16.73 [8] (0:16.73)	42.1L			0:44.38 -4

Scratched: Zougo Boss (#2), Misty Gold (#13), Fitasafiddle (#11), Nythe (#12)

[ ] Ranking at each section and finish  
 -:-:- No data available at this section  
 NA No data available

SCN Saddle cloth number  
 DNF Did not finish  
 DNT Did not track



Horse/Jockey Name	Malecon
Final Rank	1
Fastest Section Time (Section)	0:11.20 (1400m)
Top Speed [km/h] (Section)	69.6 (Overall)
Race State	Finished



### Toowoomba QLD Professional

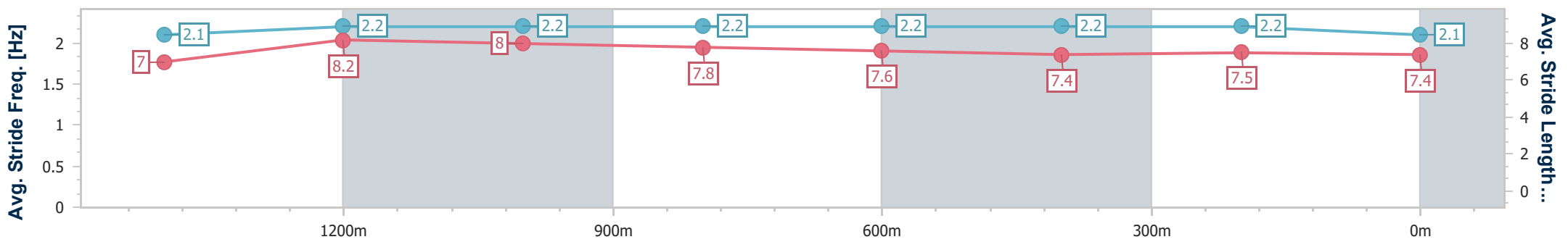
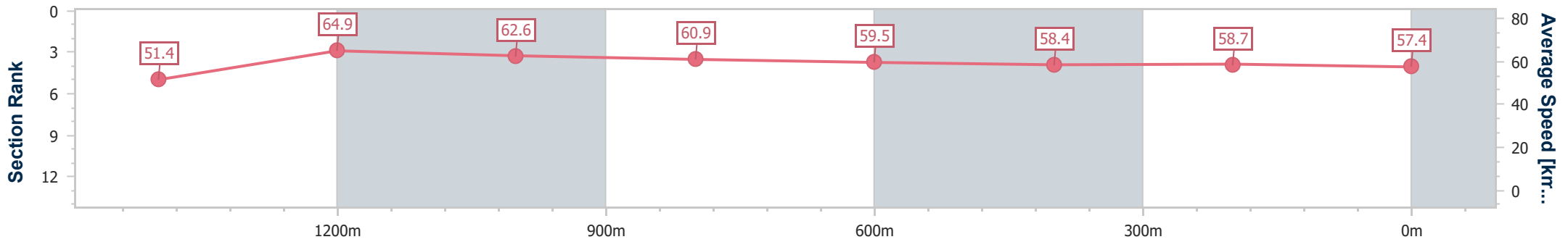
Race 7: SBI -Spray, Blast, Inspect Maiden Plate - 1625m

19 October 2024 - 20:30



Track Rating: Good 3, Weather: Fine, Rail Position: +4m Entire

Section	Overall	1400m	1200m	1000m	800m	600m	400m	200m
Section Times	1:40.19 [1] (0:15.78)	1:24.41 [5] (0:11.20)	1:13.21 [4] (0:11.54)	1:01.67 [3] (0:12.00)	0:49.67 [3] (0:12.24)	0:37.43 [3] (0:12.50)	0:24.93 [3] (0:12.42)	0:12.51 [2] (0:12.51)
Average Speed [km/h]	51.4	64.9	62.6	60.9	59.5	58.4	58.7	57.4
Top Speed [km/h]	69.6	68.1	63.6	62.2	60.4	60.2	59.8	58.6
Avg. Dist. to Rail [m]	3.2	1.8	3.2	4.2	4.0	2.9	2.7	1.0
Avg. Stride Freq. [Hz]	2.1	2.2	2.2	2.2	2.2	2.2	2.2	2.1
Avg. Stride Length [m]	7.0	8.2	8.0	7.8	7.6	7.4	7.5	7.4



- [ ] Ranking at each section and finish
- .-.- No data available at this section
- NA No data available



Horse/Jockey Name	Postman's Gap
Final Rank	2
Fastest Section Time (Section)	0:11.19 (1400m)
Top Speed [km/h] (Section)	68.3 (Overall)
Race State	Finished



Toowoomba QLD Professional

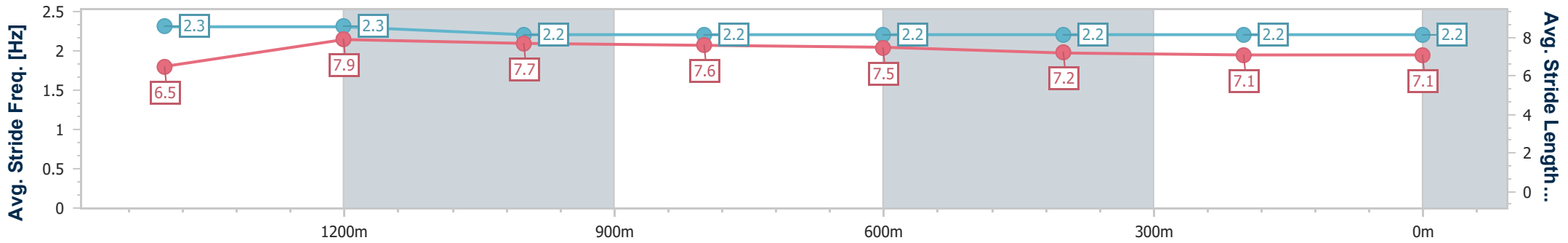
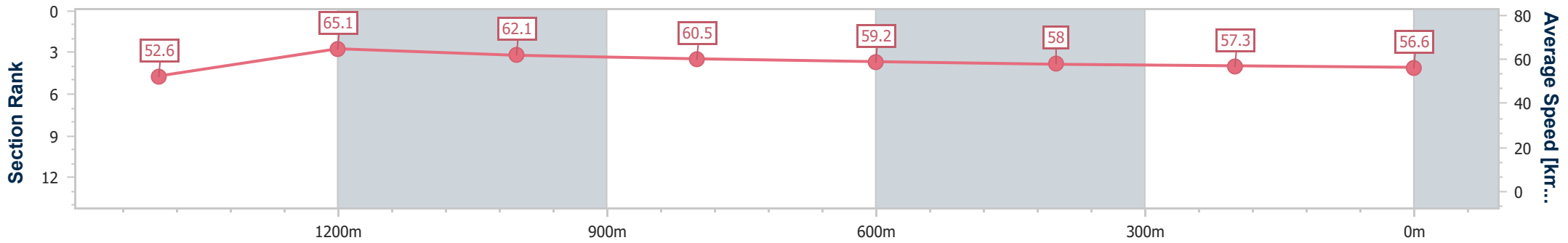
Race 7: SBI -Spray, Blast, Inspect Maiden Plate - 1625m

19 October 2024 - 20:30

Track Rating: Good 3, Weather: Fine, Rail Position: +4m Entire



Section	Overall	1400m	1200m	1000m	800m	600m	400m	200m				
Section Times	1:40.36 [2] (0:15.47)	1:24.89 [2] (0:11.19)	1:13.70 [2] (0:11.64)	1:02.06 [2] (0:12.00)	0:50.06 [2] (0:12.22)	0:37.84 [2] (0:12.47)	0:25.37 [2] (0:12.65)	0:12.72 [1] (0:12.72)				
Average Speed [km/h]	52.6	65.1	62.1	60.5	59.2	58.0	57.3	56.6				
Top Speed [km/h]	68.3	66.2	63.6	61.9	60.2	59.0	58.8	57.6				
Avg. Dist. to Rail [m]	7.2	1.8	2.8	2.3	1.7	1.2	1.5	1.9				
Avg. Stride Freq. [Hz]	2.3	2.3	2.2	2.2	2.2	2.2	2.2	2.2				
Avg. Stride Length [m]	6.5	7.9	7.7	7.6	7.5	7.2	7.1	7.1				



- [ ] Ranking at each section and finish
- .-.- No data available at this section
- NA No data available



Horse/Jockey Name	Parra
Final Rank	4
Fastest Section Time (Section)	0:11.17 (1400m)
Top Speed [km/h] (Section)	68.5 (Overall)
Race State	Finished



### Toowoomba QLD Professional

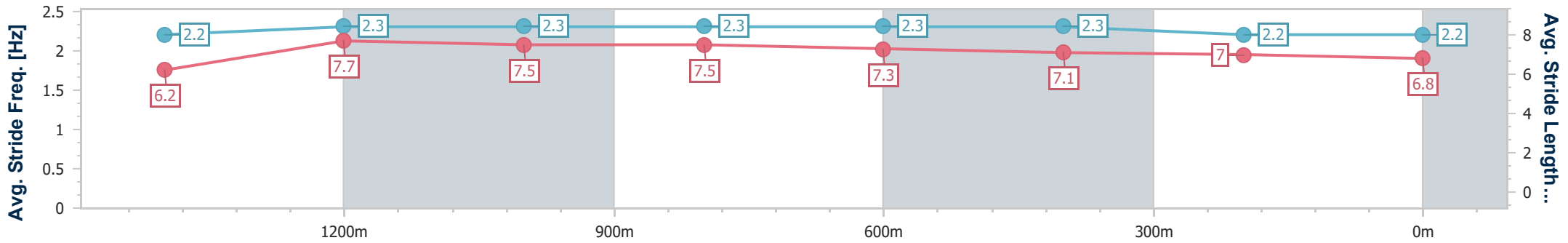
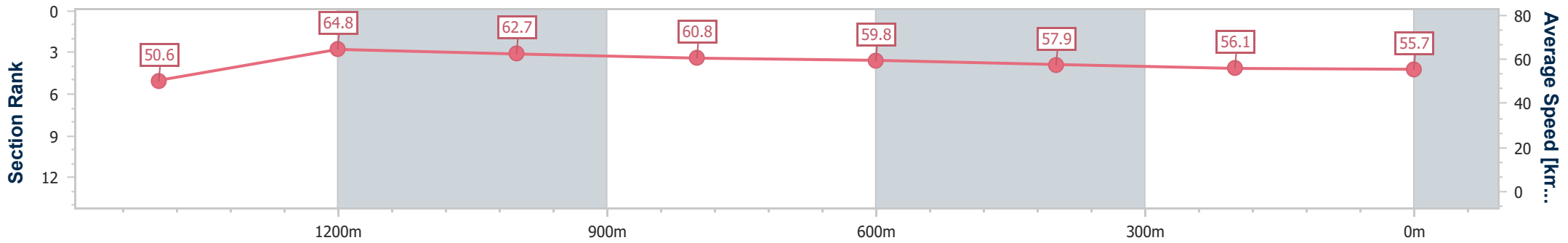
Race 7: SBI -Spray, Blast, Inspect Maiden Plate - 1625m

19 October 2024 - 20:30



Track Rating: Good 3, Weather: Fine, Rail Position: +4m Entire

Section	Overall	1400m	1200m	1000m	800m	600m	400m	200m					
Section Times	1:41.20 [4] (0:16.06)	1:25.14 [8] (0:11.17)	1:13.97 [7] (0:11.54)	1:02.43 [6] (0:11.95)	0:50.48 [5] (0:12.17)	0:38.31 [4] (0:12.57)	0:25.74 [4] (0:12.84)	0:12.90 [4] (0:12.90)					
Average Speed [km/h]	50.6	64.8	62.7	60.8	59.8	57.9	56.1	55.7					
Top Speed [km/h]	68.5	66.2	64.0	61.9	60.7	60.1	56.7	56.2					
Avg. Dist. to Rail [m]	4.2	1.5	2.2	2.2	3.6	2.2	0.8	1.2					
Avg. Stride Freq. [Hz]	2.2	2.3	2.3	2.3	2.3	2.3	2.2	2.2					
Avg. Stride Length [m]	6.2	7.7	7.5	7.5	7.3	7.1	7.0	6.8					



- [ ] Ranking at each section and finish
- .-.-.- No data available at this section
- NA No data available



Horse/Jockey Name	Toy Dandy
Final Rank	5
Fastest Section Time (Section)	0:11.46 (1400m)
Top Speed [km/h] (Section)	66.1 (Overall)
Race State	Finished



### Toowoomba QLD Professional

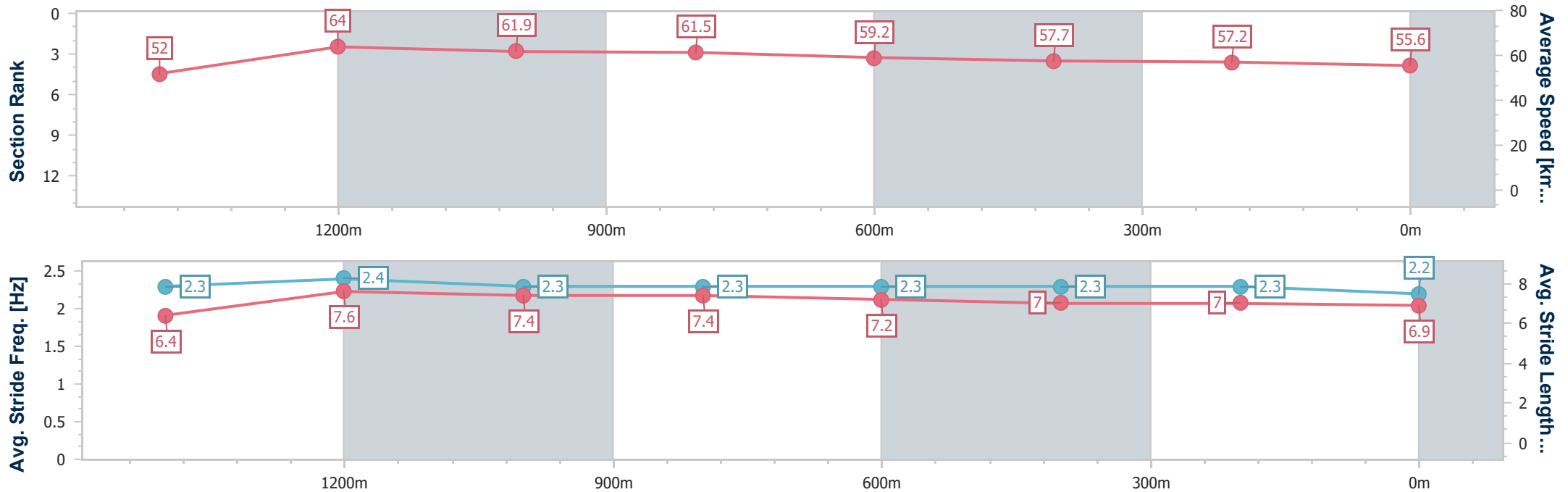
Race 7: SBI -Spray, Blast, Inspect Maiden Plate - 1625m

19 October 2024 - 20:30



Track Rating: Good 3, Weather: Fine, Rail Position: +4m Entire

Section	Overall	1400m	1200m	1000m	800m	600m	400m	200m
Section Times	1:41.43 [5] (0:15.65)	1:25.78 [4] (0:11.46)	1:14.32 [5] (0:11.62)	1:02.70 [5] (0:11.89)	0:50.81 [4] (0:12.41)	0:38.40 [5] (0:12.77)	0:25.63 [5] (0:12.69)	0:12.94 [5] (0:12.94)
Average Speed [km/h]	52.0	64.0	61.9	61.5	59.2	57.7	57.2	55.6
Top Speed [km/h]	66.1	65.5	64.0	63.8	60.6	59.5	58.1	56.6
Avg. Dist. to Rail [m]	3.7	3.1	3.5	3.5	5.9	4.6	2.0	0.8
Avg. Stride Freq. [Hz]	2.3	2.4	2.3	2.3	2.3	2.3	2.3	2.2
Avg. Stride Length [m]	6.4	7.6	7.4	7.4	7.2	7.0	7.0	6.9



- [ ] Ranking at each section and finish
- .-.- No data available at this section
- NA No data available



Horse/Jockey Name	Windflower
Final Rank	6
Fastest Section Time (Section)	0:11.17 (1400m)
Top Speed [km/h] (Section)	69.2 (Overall)
Race State	Finished



### Toowoomba QLD Professional

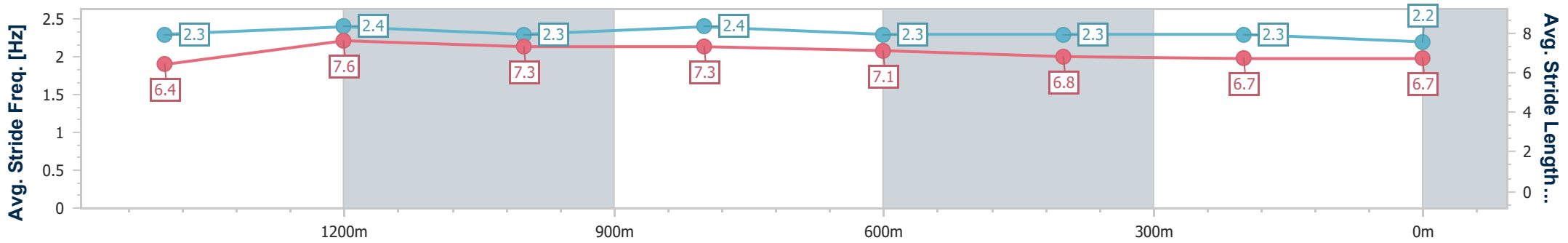
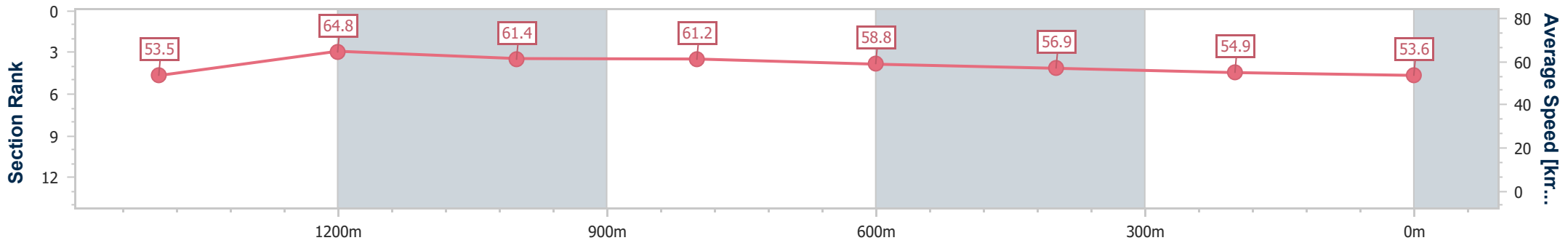
Race 7: SBI -Spray, Blast, Inspect Maiden Plate - 1625m

19 October 2024 - 20:30



Track Rating: Good 3, Weather: Fine, Rail Position: +4m Entire

Section	Overall	1400m	1200m	1000m	800m	600m	400m	200m
Section Times	1:41.48 [6] (0:15.29)	1:26.19 [1] (0:11.17)	1:15.02 [1] (0:11.67)	1:03.35 [1] (0:11.82)	0:51.53 [1] (0:12.33)	0:39.20 [1] (0:12.67)	0:26.53 [1] (0:13.08)	0:13.45 [3] (0:13.45)
Average Speed [km/h]	53.5	64.8	61.4	61.2	58.8	56.9	54.9	53.6
Top Speed [km/h]	69.2	68.5	62.7	62.5	60.5	58.8	56.2	54.9
Avg. Dist. to Rail [m]	6.4	0.8	1.1	1.0	1.6	0.8	0.4	1.8
Avg. Stride Freq. [Hz]	2.3	2.4	2.3	2.4	2.3	2.3	2.3	2.2
Avg. Stride Length [m]	6.4	7.6	7.3	7.3	7.1	6.8	6.7	6.7



- [ ] Ranking at each section and finish
- .-.- No data available at this section
- NA No data available



Horse/Jockey Name	Call Sign
Final Rank	7
Fastest Section Time (Section)	0:11.25 (1400m)
Top Speed [km/h] (Section)	68.0 (Overall)
Race State	Finished



### Toowoomba QLD Professional

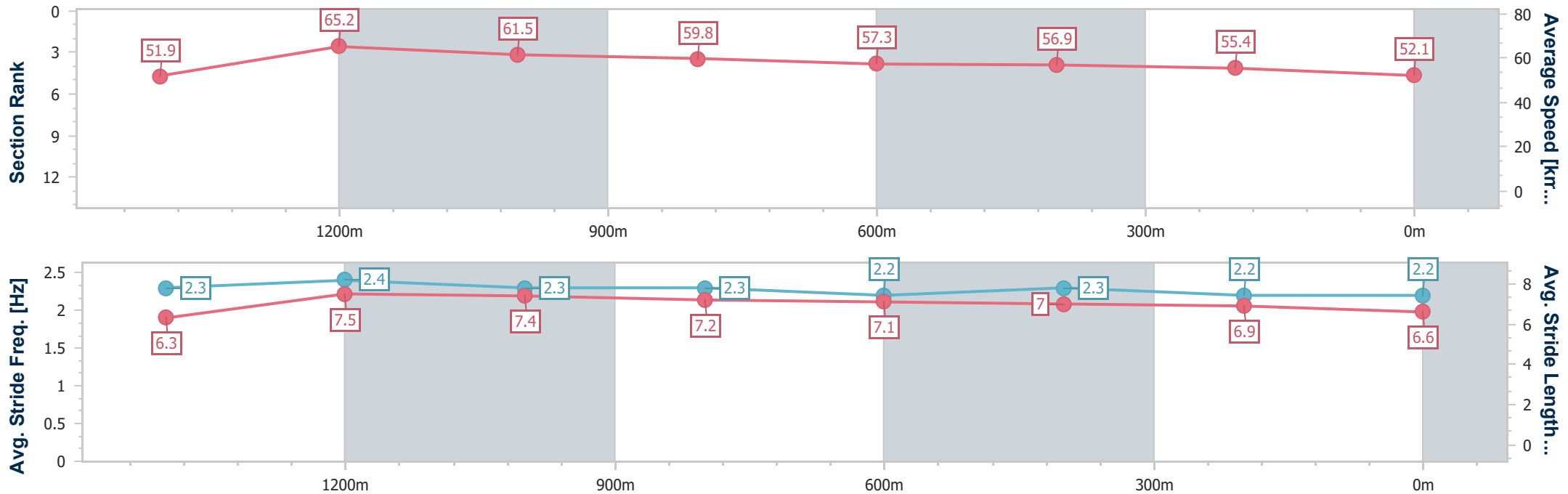
Race 7: SBI -Spray, Blast, Inspect Maiden Plate - 1625m

19 October 2024 - 20:30



Track Rating: Good 3, Weather: Fine, Rail Position: +4m Entire

Section	Overall	1400m	1200m	1000m	800m	600m	400m	200m				
Section Times	1:43.31 [7] (0:15.64)	1:27.67 [3] (0:11.25)	1:16.42 [3] (0:11.72)	1:04.70 [4] (0:12.25)	0:52.45 [6] (0:12.80)	0:39.65 [8] (0:12.74)	0:26.91 [8] (0:13.07)	0:13.84 [7] (0:13.84)				
Average Speed [km/h]	51.9	65.2	61.5	59.8	57.3	56.9	55.4	52.1				
Top Speed [km/h]	68.0	67.9	64.3	61.6	58.2	58.2	57.1	53.5				
Avg. Dist. to Rail [m]	3.4	3.0	3.5	4.7	3.8	1.7	2.2	2.7				
Avg. Stride Freq. [Hz]	2.3	2.4	2.3	2.3	2.2	2.3	2.2	2.2				
Avg. Stride Length [m]	6.3	7.5	7.4	7.2	7.1	7.0	6.9	6.6				



- [ ] Ranking at each section and finish
- .-.- No data available at this section
- NA No data available





Horse/Jockey Name	Underinvestigation
Final Rank	8
Fastest Section Time (Section)	0:11.34 (1400m)
Top Speed [km/h] (Section)	67.2 (Overall)
Race State	Finished



Toowoomba QLD Professional

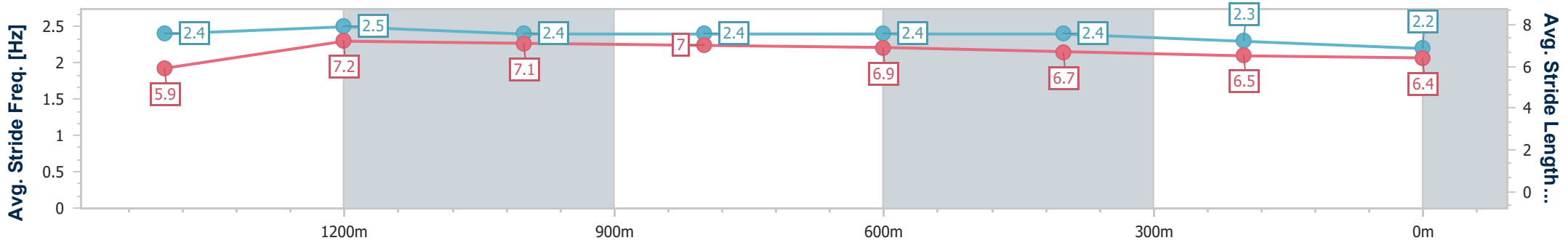
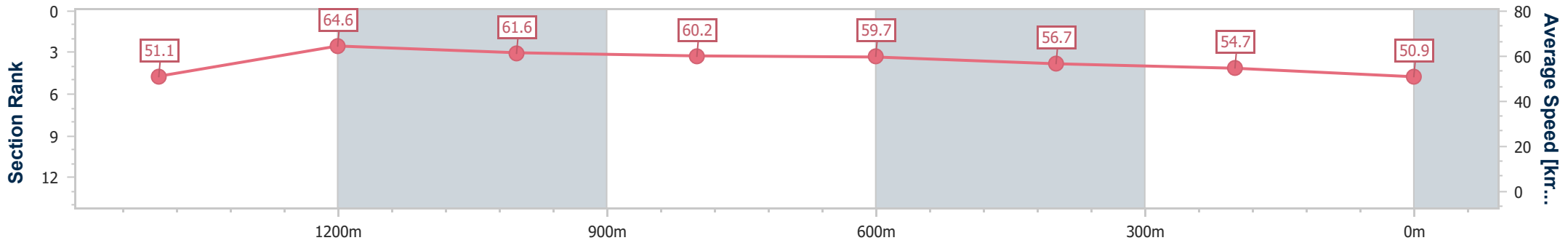
Race 7: SBI -Spray, Blast, Inspect Maiden Plate - 1625m

19 October 2024 - 20:30



Track Rating: Good 3, Weather: Fine, Rail Position: +4m Entire

Section	Overall	1400m	1200m	1000m	800m	600m	400m	200m
Section Times	1:43.33 [8] (0:15.88)	1:27.45 [7] (0:11.34)	1:16.11 [6] (0:11.69)	1:04.42 [7] (0:12.13)	0:52.29 [8] (0:12.15)	0:40.14 [7] (0:12.82)	0:27.32 [6] (0:13.22)	0:14.10 [6] (0:14.10)
Average Speed [km/h]	51.1	64.6	61.6	60.2	59.7	56.7	54.7	50.9
Top Speed [km/h]	67.2	65.8	64.5	61.6	61.6	58.8	55.3	54.6
Avg. Dist. to Rail [m]	4.2	2.5	3.4	2.9	3.4	2.0	0.6	0.9
Avg. Stride Freq. [Hz]	2.4	2.5	2.4	2.4	2.4	2.4	2.3	2.2
Avg. Stride Length [m]	5.9	7.2	7.1	7.0	6.9	6.7	6.5	6.4



- [ ] Ranking at each section and finish
- .-.- No data available at this section
- NA No data available



Horse/Jockey Name	Ready To Flirt
Final Rank	9
Fastest Section Time (Section)	0:11.55 (1400m)
Top Speed [km/h] (Section)	66.5 (1400m)
Race State	Finished



### Toowoomba QLD Professional

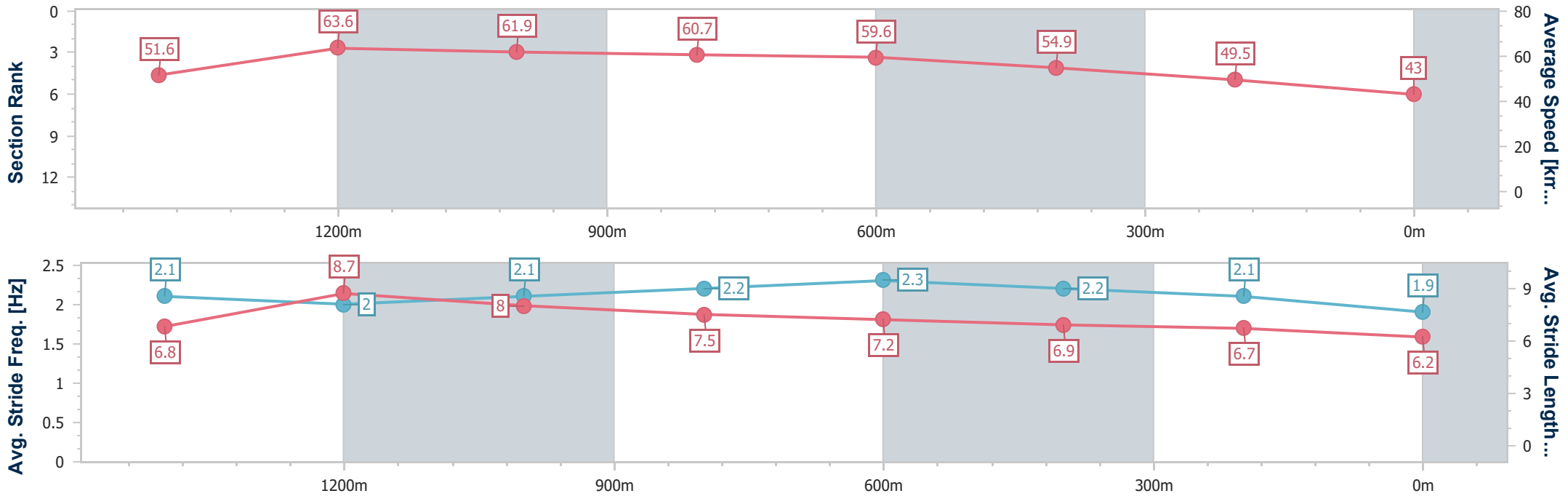
Race 7: SBI -Spray, Blast, Inspect Maiden Plate - 1625m

19 October 2024 - 20:30



Track Rating: Good 3, Weather: Fine, Rail Position: +4m Entire

Section	Overall	1400m	1200m	1000m	800m	600m	400m	200m
Section Times	1:47.52 [9] (0:15.81)	1:31.71 [6] (0:11.55)	1:20.16 [8] (0:11.70)	1:08.46 [8] (0:11.94)	0:56.52 [7] (0:12.14)	0:44.38 [6] (0:13.12)	0:31.26 [7] (0:14.53)	0:16.73 [8] (0:16.73)
Average Speed [km/h]	51.6	63.6	61.9	60.7	59.6	54.9	49.5	43.0
Top Speed [km/h]	65.9	66.5	64.0	61.9	60.6	59.0	52.6	46.6
Avg. Dist. to Rail [m]	5.8	4.2	2.7	2.2	1.4	0.6	1.0	1.4
Avg. Stride Freq. [Hz]	2.1	2.0	2.1	2.2	2.3	2.2	2.1	1.9
Avg. Stride Length [m]	6.8	8.7	8.0	7.5	7.2	6.9	6.7	6.2



- [ ] Ranking at each section and finish
- .-.- No data available at this section
- NA No data available



Horse/Jockey Name	Lady Bossa Nova
Final Rank	3
Fastest Section Time (Section)	-:--:--
Top Speed [km/h] (Section)	--.-
Race State	DidNotTrack



Toowoomba QLD Professional

Race 7: SBI -Spray, Blast, Inspect Maiden Plate - 1625m

19 October 2024 - 20:30



Track Rating: Good 3, Weather: Fine, Rail Position: +4m Entire

Section	Overall	1400m	1200m	1000m	800m	600m	400m	200m					
Section Times	-:--:--	-:--:--	-:--:--	-:--:--	-:--:--	-:--:--	-:--:--	-:--:--					
Average Speed [km/h]	--.-	--.-	--.-	--.-	--.-	--.-	--.-	--.-					
Top Speed [km/h]	--.-	--.-	--.-	--.-	--.-	--.-	--.-	--.-					
Avg. Dist. to Rail [m]	--	--	--	--	--	--	--	--					
Avg. Stride Freq. [Hz]	--.-	--.-	--.-	--.-	--.-	--.-	--.-	--.-					
Avg. Stride Length [m]	--.-	--.-	--.-	--.-	--.-	--.-	--.-	--.-					

- [ ] Ranking at each section and finish
- :--:-- No data available at this section
- NA No data available