



Toowoomba QLD Professional

Race 5: Toowoomba Betta Home Living BM62 Handicap - 1890m

19 October 2024 - 19:22



Track Rating: Good 3, Weather: Fine, Rail Position: +4m Entire

Section		Overall	1600m	1400m	1200m	1000m	800m	600m	Last 600m					
Field Times		1:59.74 (0:22.39)	1:37.35 (0:10.91)	1:26.44 (0:11.48)	1:14.96 (0:11.97)	1:02.99 (0:12.48)	0:50.51 (0:12.36)	0:38.15 (0:12.56)	0:38.15					
Rank	TAB	Horse/Jockey	Barrier	Top Speed [km/h]	Fastest Section								Distance Travelled [m]	
1	2	KNEZE Shania Willis	2	66.8 1600m	0:10.85 1600m	1:59.74 [1] (0:22.77)	1:36.97 [4] (0:10.85)	1:26.12 [4] (0:11.37)	1:14.75 [2] (0:11.95)	1:02.80 [2] (0:12.61)	0:50.19 [2] (0:12.43)	0:37.76 [3] (0:12.46)	0:37.76	
2	1	NERANO Dylan Bennett	1	67.7 1600m	0:10.91 1600m	1:59.97 [2] (0:22.39)	1:37.58 [1] (0:10.91)	1:26.67 [1] (0:11.48)	1:15.19 [1] (0:11.97)	1:03.22 [1] (0:12.48)	0:50.74 [1] (0:12.36)	0:38.38 [1] (0:12.56)	0:38.38	+7
3	3	TAVIESLASS Melea Castle	10	67.6 1600m	0:10.85 1600m	2:00.25 [3] (0:22.77)	1:37.48 [3] (0:10.85)	1:26.63 [3] (0:11.56)	1:15.07 [4] (0:11.96)	1:03.11 [4] (0:12.54)	0:50.57 [4] (0:12.21)	0:38.36 [2] (0:12.44)	0:38.36	+13
4	10	ROYAL GEORGE Georgina Cartwright	8	67.9 1600m	0:10.74 1600m	2:00.35 [4] (0:23.60)	1:36.75 [6] (0:10.74)	1:26.01 [6] (0:11.32)	1:14.69 [6] (0:11.79)	1:02.90 [6] (0:12.54)	0:50.36 [6] (0:12.23)	0:38.13 [6] (0:12.58)	0:38.13	+15
5	9	ALERT AND READY Chelsea Baker	9	66.7 1400m	0:11.01 1600m	2:00.90 [5] (0:23.16)	1:37.74 [5] (0:11.01)	1:26.73 [5] (0:11.27)	1:15.46 [5] (0:11.81)	1:03.65 [5] (0:12.54)	0:51.11 [5] (0:12.29)	0:38.82 [5] (0:12.60)	0:38.82	+6
6	7	DUCHESS BREE Luke Tarrant	5	67.3 1600m	0:10.98 1600m	2:01.28 [6] (0:23.71)	1:37.57 [7] (0:10.98)	1:26.59 [7] (0:11.25)	1:15.34 [8] (0:11.79)	1:03.55 [8] (0:12.54)	0:51.01 [7] (0:12.19)	0:38.82 [7] (0:12.61)	0:38.82	+10
7	11	WINSTON BLUE Rob Thorburn	3	68.5 1600m	0:10.77 1600m	2:01.57 [7] (0:24.07)	1:37.50 [8] (0:10.77)	1:26.73 [8] (0:11.09)	1:15.64 [7] (0:11.78)	1:03.86 [7] (0:12.59)	0:51.27 [8] (0:12.20)	0:39.07 [8] (0:12.53)	0:39.07	+18
8	5	SKYLON Kenji Yoshida	11	66.4 1600m	0:11.05 1600m	2:04.01 [8] (0:22.45)	1:41.56 [2] (0:11.05)	1:30.51 [2] (0:11.52)	1:18.99 [3] (0:11.96)	1:07.03 [3] (0:12.57)	0:54.46 [3] (0:12.47)	0:41.99 [4] (0:13.14)	0:41.99	+14

Scratched: Super Fair (#6), Whyteepee (#8), Trautman (#4)

[] Ranking at each section and finish
 -:-:- No data available at this section
 NA No data available

SCN Saddle cloth number
 DNF Did not finish
 DNT Did not track



Toowoomba QLD Professional

Race 5: Toowoomba Betta Home Living BM62 Handicap - 1890m

19 October 2024 - 19:22



Track Rating: Good 3, Weather: Fine, Rail Position: +4m Entire

Section				400m	200m			Last 600m			
Field Times				0:25.59 (0:12.77)	0:12.82 (0:12.82)			0:38.15			
Rank	TAB	Horse/Jockey	Barrier	Top Speed [km/h]	Fastest Section	Margin				Distance Travelled [m]	
1	2	KNEZE Shania Willis	2	66.8 1600m	0:10.85 1600m	0:25.30 [3] (0:12.55)	0:12.75 [2] (0:12.75)	1:59.74		0:37.76	
2	1	NERANO Dylan Bennett	1	67.7 1600m	0:10.91 1600m	0:25.82 [1] (0:12.77)	0:13.05 [1] (0:13.05)	1.3L		0:38.38	+7
3	3	TAVIESLASS Melea Castle	10	67.6 1600m	0:10.85 1600m	0:25.92 [2] (0:12.85)	0:13.07 [3] (0:13.07)	2.8L		0:38.36	+13
4	10	ROYAL GEORGE Georgina Cartwright	8	67.9 1600m	0:10.74 1600m	0:25.55 [5] (0:12.75)	0:12.80 [4] (0:12.80)	3.3L		0:38.13	+15
5	9	ALERT AND READY Chelsea Baker	9	66.7 1400m	0:11.01 1600m	0:26.22 [4] (0:12.93)	0:13.29 [5] (0:13.29)	6.3L		0:38.82	+6
6	7	DUCHESS BREE Luke Tarrant	5	67.3 1600m	0:10.98 1600m	0:26.21 [7] (0:12.83)	0:13.38 [6] (0:13.38)	8.6L		0:38.82	+10
7	11	WINSTON BLUE Rob Thorburn	3	68.5 1600m	0:10.77 1600m	0:26.54 [6] (0:12.93)	0:13.61 [7] (0:13.61)	10.1L		0:39.07	+18
8	5	SKYLON Kenji Yoshida	11	66.4 1600m	0:11.05 1600m	0:28.85 [8] (0:13.72)	0:15.13 [8] (0:15.13)	24.4L		0:41.99	+14

Scratched: Super Fair (#6), Whyteepee (#8), Trautman (#4)

[] Ranking at each section and finish
 -:-:- No data available at this section
 NA No data available

SCN Saddle cloth number
 DNF Did not finish
 DNT Did not track



Horse/Jockey Name	Kneze
Final Rank	1
Fastest Section Time (Section)	0:10.85 (1600m)
Top Speed [km/h] (Section)	66.8 (1600m)
Race State	Finished



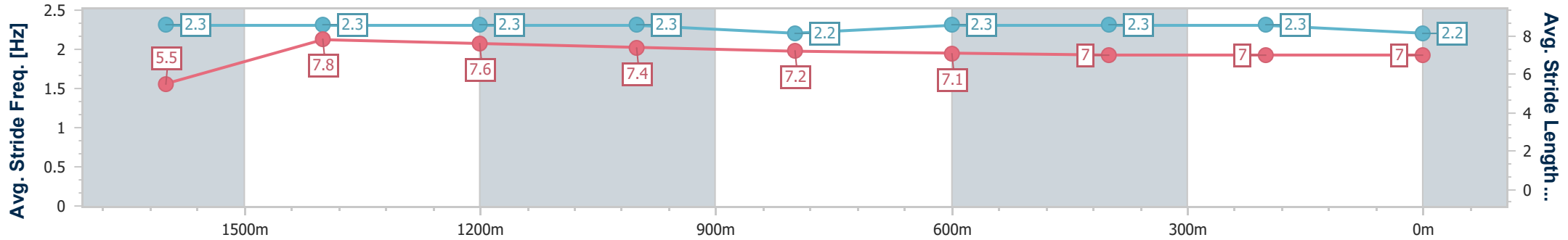
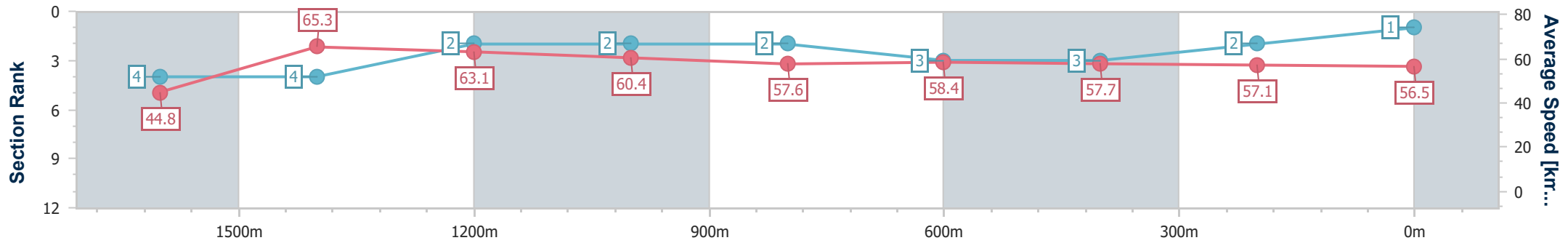
Toowoomba QLD Professional
Race 5: Toowoomba Betta Home Living BM62 Handicap - 1890m



19 October 2024 - 19:22

Track Rating: Good 3, Weather: Fine, Rail Position: +4m Entire

Section	Overall	1600m	1400m	1200m	1000m	800m	600m	400m	200m
Section Times	1:59.74 [1] (0:22.77)	1:36.97 [4] (0:10.85)	1:26.12 [4] (0:11.37)	1:14.75 [2] (0:11.95)	1:02.80 [2] (0:12.61)	0:50.19 [2] (0:12.43)	0:37.76 [3] (0:12.46)	0:25.30 [3] (0:12.55)	0:12.75 [2] (0:12.75)
Average Speed [km/h]	44.8	65.3	63.1	60.4	57.6	58.4	57.7	57.1	56.5
Top Speed [km/h]	64.9	66.8	65.9	62.9	58.2	59.1	59.5	59.2	58.5
Avg. Dist. to Rail [m]	7.2	4.2	1.3	2.4	2.3	1.9	0.7	1.2	0.8
Avg. Stride Freq. [Hz]	2.3	2.3	2.3	2.3	2.2	2.3	2.3	2.3	2.2
Avg. Stride Length [m]	5.5	7.8	7.6	7.4	7.2	7.1	7.0	7.0	7.0



- [] Ranking at each section and finish
- .-.- No data available at this section
- NA No data available



Horse/Jockey Name	Nerano
Final Rank	2
Fastest Section Time (Section)	0:10.91 (1600m)
Top Speed [km/h] (Section)	67.7 (1600m)
Race State	Finished



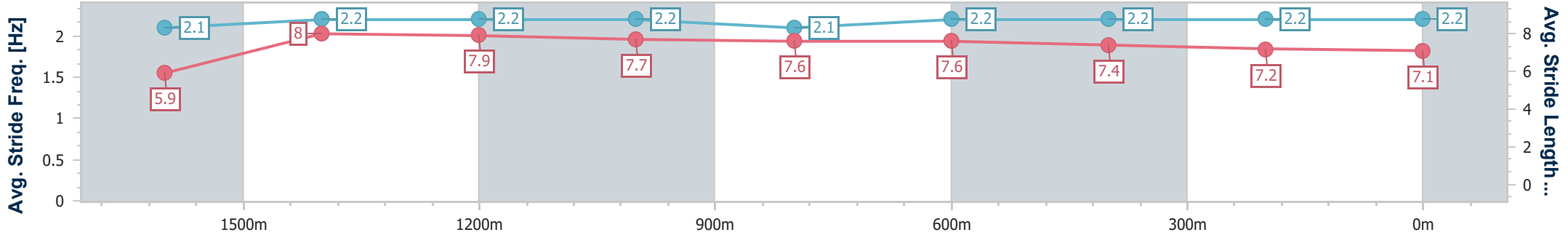
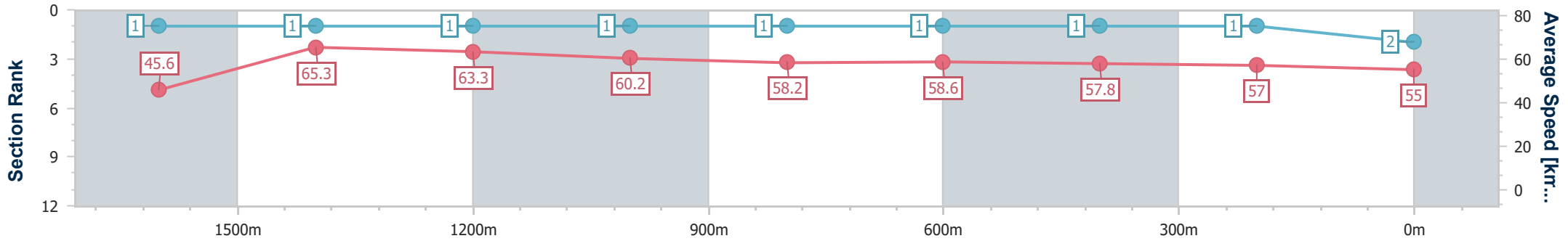
Toowoomba QLD Professional
Race 5: Toowoomba Betta Home Living BM62 Handicap - 1890m



19 October 2024 - 19:22

Track Rating: Good 3, Weather: Fine, Rail Position: +4m Entire

Section	Overall	1600m	1400m	1200m	1000m	800m	600m	400m	200m				
Section Times	1:59.97 [2] (0:22.39)	1:37.58 [1] (0:10.91)	1:26.67 [1] (0:11.48)	1:15.19 [1] (0:11.97)	1:03.22 [1] (0:12.48)	0:50.74 [1] (0:12.36)	0:38.38 [1] (0:12.56)	0:25.82 [1] (0:12.77)	0:13.05 [1] (0:13.05)				
Average Speed [km/h]	45.6	65.3	63.3	60.2	58.2	58.6	57.8	57.0	55.0				
Top Speed [km/h]	65.6	67.7	65.8	63.0	59.0	59.6	59.6	57.8	56.6				
Avg. Dist. to Rail [m]	7.1	2.1	1.7	3.5	2.4	2.0	1.8	3.0	4.2				
Avg. Stride Freq. [Hz]	2.1	2.2	2.2	2.2	2.1	2.2	2.2	2.2	2.2				
Avg. Stride Length [m]	5.9	8.0	7.9	7.7	7.6	7.6	7.4	7.2	7.1				



- [] Ranking at each section and finish
- .-.- No data available at this section
- NA No data available



Horse/Jockey Name	Tavieslass
Final Rank	3
Fastest Section Time (Section)	0:10.85 (1600m)
Top Speed [km/h] (Section)	67.6 (1600m)
Race State	Finished



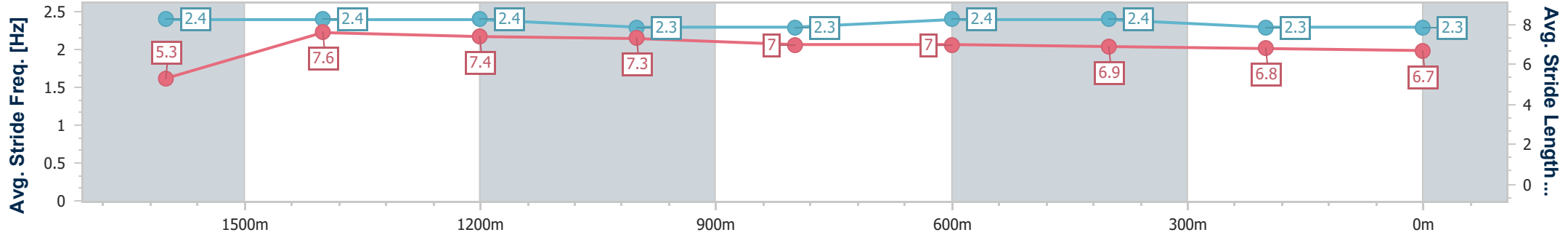
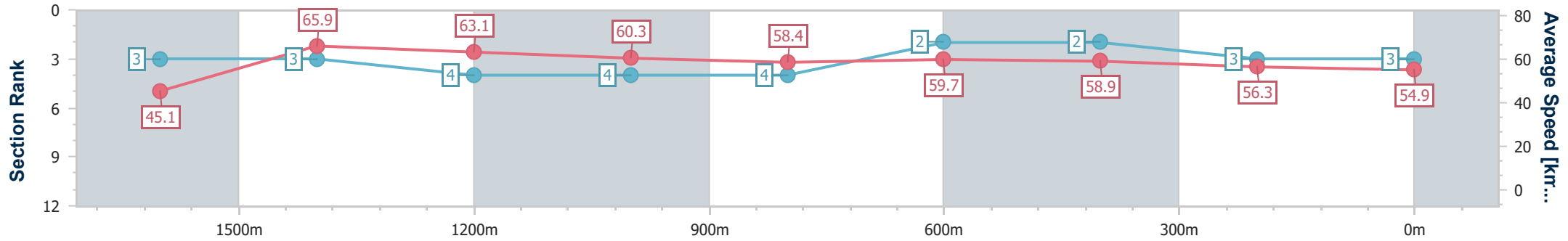
Toowoomba QLD Professional
Race 5: Toowoomba Betta Home Living BM62 Handicap - 1890m



19 October 2024 - 19:22

Track Rating: Good 3, Weather: Fine, Rail Position: +4m Entire

Section	Overall	1600m	1400m	1200m	1000m	800m	600m	400m	200m
Section Times	2:00.25 [3] (0:22.77)	1:37.48 [3] (0:10.85)	1:26.63 [3] (0:11.56)	1:15.07 [4] (0:11.96)	1:03.11 [4] (0:12.54)	0:50.57 [4] (0:12.21)	0:38.36 [2] (0:12.44)	0:25.92 [2] (0:12.85)	0:13.07 [3] (0:13.07)
Average Speed [km/h]	45.1	65.9	63.1	60.3	58.4	59.7	58.9	56.3	54.9
Top Speed [km/h]	65.9	67.6	65.7	63.1	59.2	60.5	60.5	57.2	56.4
Avg. Dist. to Rail [m]	6.1	1.5	2.3	3.5	3.7	4.4	2.9	2.3	3.6
Avg. Stride Freq. [Hz]	2.4	2.4	2.4	2.3	2.3	2.4	2.4	2.3	2.3
Avg. Stride Length [m]	5.3	7.6	7.4	7.3	7.0	7.0	6.9	6.8	6.7



- [] Ranking at each section and finish
- .-.- No data available at this section
- NA No data available



Horse/Jockey Name	Royal George
Final Rank	4
Fastest Section Time (Section)	0:10.74 (1600m)
Top Speed [km/h] (Section)	67.9 (1600m)
Race State	Finished



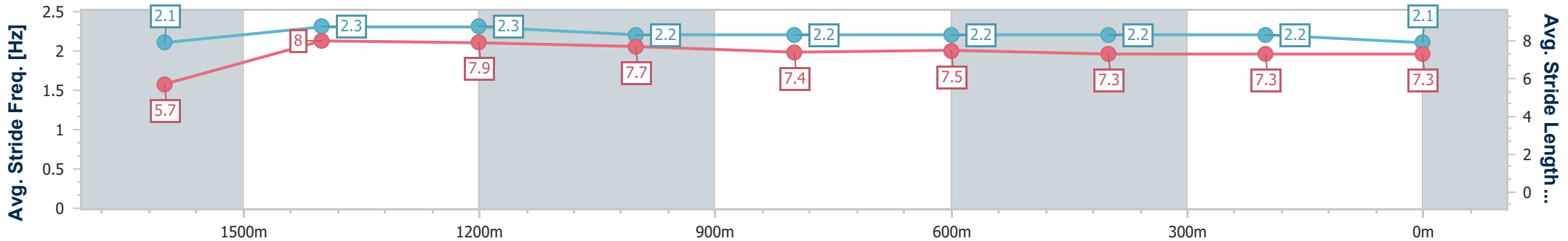
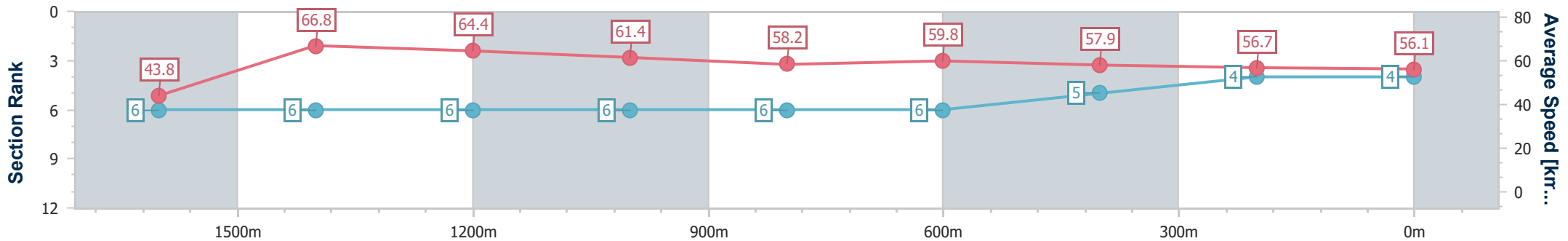
Toowoomba QLD Professional
Race 5: Toowoomba Betta Home Living BM62 Handicap - 1890m



19 October 2024 - 19:22

Track Rating: Good 3, Weather: Fine, Rail Position: +4m Entire

Section	Overall	1600m	1400m	1200m	1000m	800m	600m	400m	200m
Section Times	2:00.35 [4] (0:23.60)	1:36.75 [6] (0:10.74)	1:26.01 [6] (0:11.32)	1:14.69 [6] (0:11.79)	1:02.90 [6] (0:12.54)	0:50.36 [6] (0:12.23)	0:38.13 [6] (0:12.58)	0:25.55 [5] (0:12.75)	0:12.80 [4] (0:12.80)
Average Speed [km/h]	43.8	66.8	64.4	61.4	58.2	59.8	57.9	56.7	56.1
Top Speed [km/h]	65.6	67.9	67.1	63.0	59.5	60.3	59.8	57.1	56.8
Avg. Dist. to Rail [m]	5.1	0.9	2.6	4.0	4.2	4.0	2.6	1.7	3.1
Avg. Stride Freq. [Hz]	2.1	2.3	2.3	2.2	2.2	2.2	2.2	2.2	2.1
Avg. Stride Length [m]	5.7	8.0	7.9	7.7	7.4	7.5	7.3	7.3	7.3



- [] Ranking at each section and finish
- .-.- No data available at this section
- NA No data available



Horse/Jockey Name	Alert And Ready
Final Rank	5
Fastest Section Time (Section)	0:11.01 (1600m)
Top Speed [km/h] (Section)	66.7 (1400m)
Race State	Finished



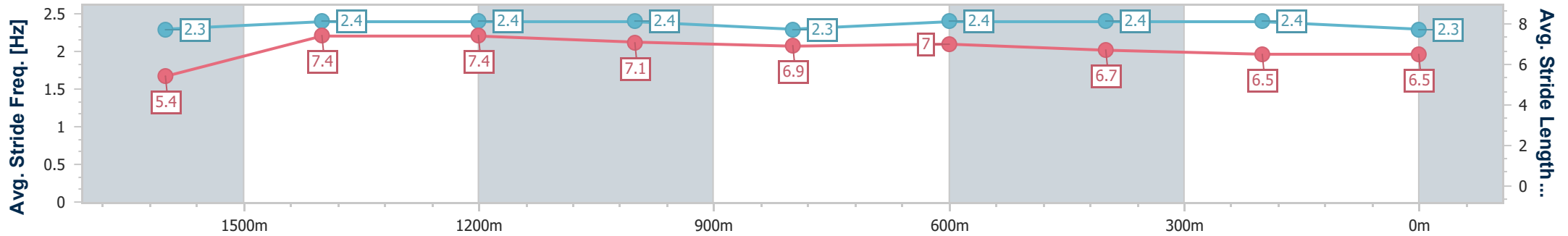
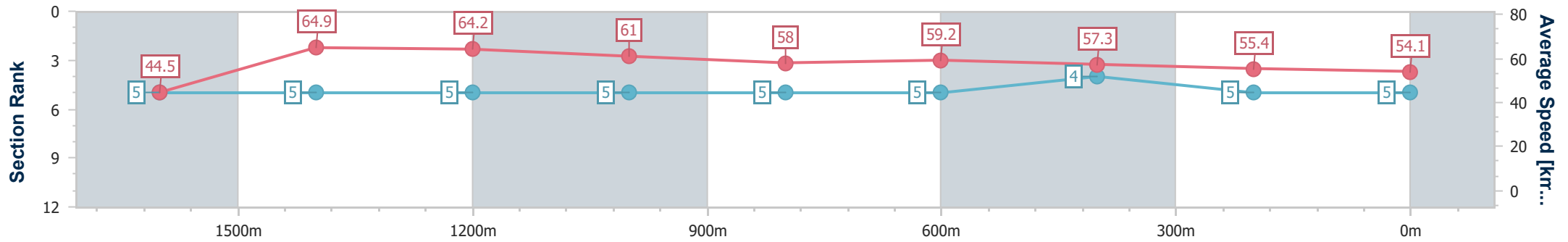
Toowoomba QLD Professional
Race 5: Toowoomba Betta Home Living BM62 Handicap - 1890m



19 October 2024 - 19:22

Track Rating: Good 3, Weather: Fine, Rail Position: +4m Entire

Section	Overall	1600m	1400m	1200m	1000m	800m	600m	400m	200m
Section Times	2:00.90 [5] (0:23.16)	1:37.74 [5] (0:11.01)	1:26.73 [5] (0:11.27)	1:15.46 [5] (0:11.81)	1:03.65 [5] (0:12.54)	0:51.11 [5] (0:12.29)	0:38.82 [5] (0:12.60)	0:26.22 [4] (0:12.93)	0:13.29 [5] (0:13.29)
Average Speed [km/h]	44.5	64.9	64.2	61.0	58.0	59.2	57.3	55.4	54.1
Top Speed [km/h]	65.5	66.1	66.7	64.3	58.9	59.9	58.3	56.5	55.5
Avg. Dist. to Rail [m]	5.6	1.6	1.2	2.5	2.6	2.4	1.0	0.6	1.3
Avg. Stride Freq. [Hz]	2.3	2.4	2.4	2.4	2.3	2.4	2.4	2.4	2.3
Avg. Stride Length [m]	5.4	7.4	7.4	7.1	6.9	7.0	6.7	6.5	6.5



- [] Ranking at each section and finish
- .-.- No data available at this section
- NA No data available



Horse/Jockey Name	Duchess Bree
Final Rank	6
Fastest Section Time (Section)	0:10.98 (1600m)
Top Speed [km/h] (Section)	67.3 (1600m)
Race State	Finished



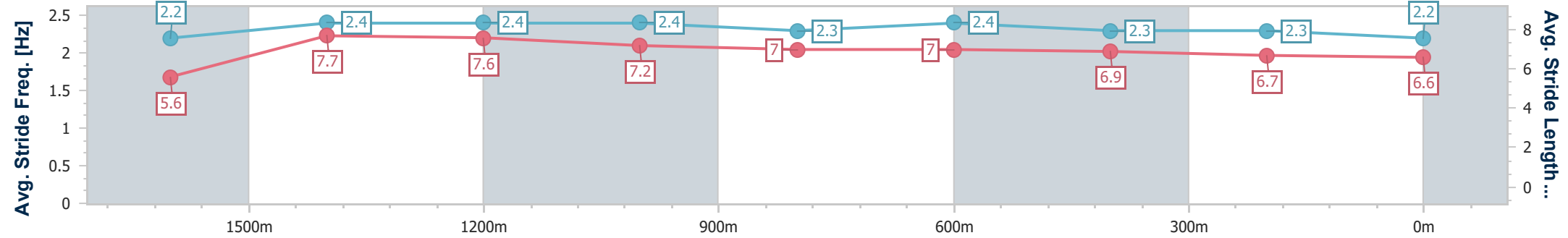
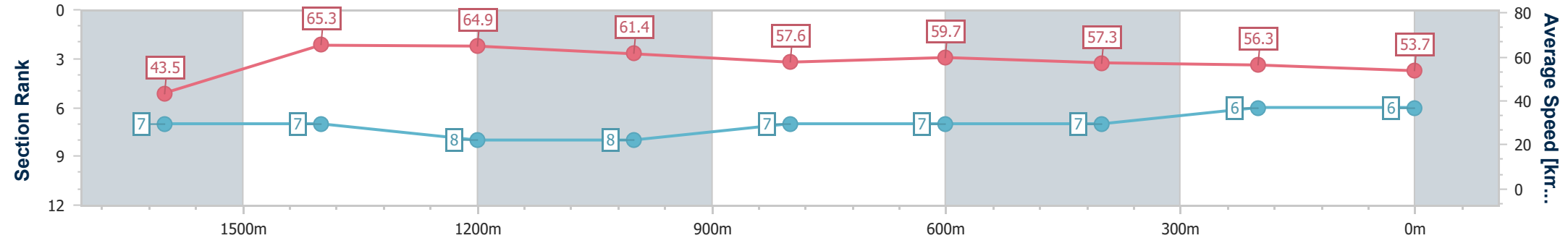
Toowoomba QLD Professional
Race 5: Toowoomba Betta Home Living BM62 Handicap - 1890m



19 October 2024 - 19:22

Track Rating: Good 3, Weather: Fine, Rail Position: +4m Entire

Section	Overall	1600m	1400m	1200m	1000m	800m	600m	400m	200m			
Section Times	2:01.28 [6] (0:23.71)	1:37.57 [7] (0:10.98)	1:26.59 [7] (0:11.25)	1:15.34 [8] (0:11.79)	1:03.55 [8] (0:12.54)	0:51.01 [7] (0:12.19)	0:38.82 [7] (0:12.61)	0:26.21 [7] (0:12.83)	0:13.38 [6] (0:13.38)			
Average Speed [km/h]	43.5	65.3	64.9	61.4	57.6	59.7	57.3	56.3	53.7			
Top Speed [km/h]	64.5	67.3	66.8	62.7	59.1	60.8	59.6	57.1	56.5			
Avg. Dist. to Rail [m]	5.8	0.6	2.4	2.3	1.6	2.1	1.1	2.1	3.7			
Avg. Stride Freq. [Hz]	2.2	2.4	2.4	2.4	2.3	2.4	2.3	2.3	2.2			
Avg. Stride Length [m]	5.6	7.7	7.6	7.2	7.0	7.0	6.9	6.7	6.6			



- [] Ranking at each section and finish
- .-.- No data available at this section
- NA No data available



Horse/Jockey Name	Winston Blue
Final Rank	7
Fastest Section Time (Section)	0:10.77 (1600m)
Top Speed [km/h] (Section)	68.5 (1600m)
Race State	Finished



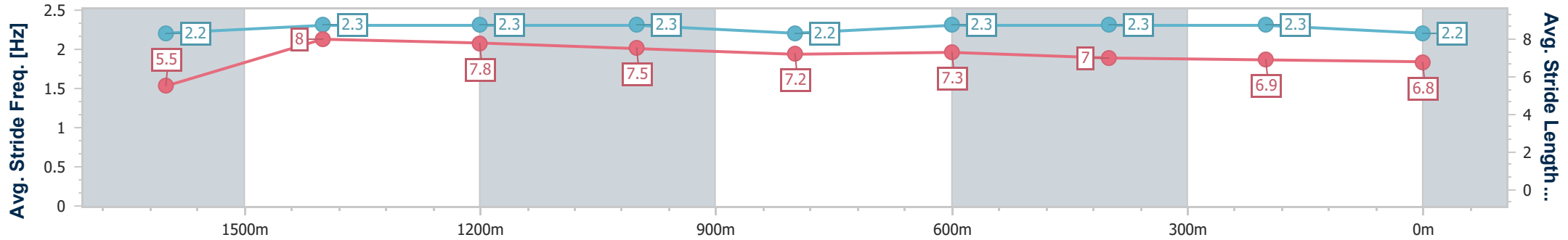
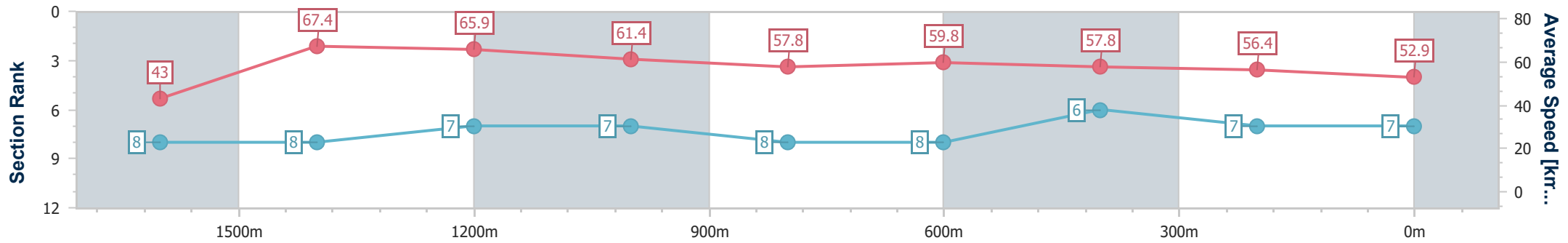
Toowoomba QLD Professional
Race 5: Toowoomba Betta Home Living BM62 Handicap - 1890m



19 October 2024 - 19:22

Track Rating: Good 3, Weather: Fine, Rail Position: +4m Entire

Section	Overall	1600m	1400m	1200m	1000m	800m	600m	400m	200m
Section Times	2:01.57 [7] (0:24.07)	1:37.50 [8] (0:10.77)	1:26.73 [8] (0:11.09)	1:15.64 [7] (0:11.78)	1:03.86 [7] (0:12.59)	0:51.27 [8] (0:12.20)	0:39.07 [8] (0:12.53)	0:26.54 [6] (0:12.93)	0:13.61 [7] (0:13.61)
Average Speed [km/h]	43.0	67.4	65.9	61.4	57.8	59.8	57.8	56.4	52.9
Top Speed [km/h]	66.9	68.5	67.5	64.1	58.5	60.4	59.8	57.8	55.3
Avg. Dist. to Rail [m]	5.6	1.9	3.6	4.1	3.1	3.0	1.8	3.6	4.0
Avg. Stride Freq. [Hz]	2.2	2.3	2.3	2.3	2.2	2.3	2.3	2.3	2.2
Avg. Stride Length [m]	5.5	8.0	7.8	7.5	7.2	7.3	7.0	6.9	6.8



- [] Ranking at each section and finish
- .-.- No data available at this section
- NA No data available



Horse/Jockey Name	Sylon
Final Rank	8
Fastest Section Time (Section)	0:11.05 (1600m)
Top Speed [km/h] (Section)	66.4 (1600m)
Race State	Finished



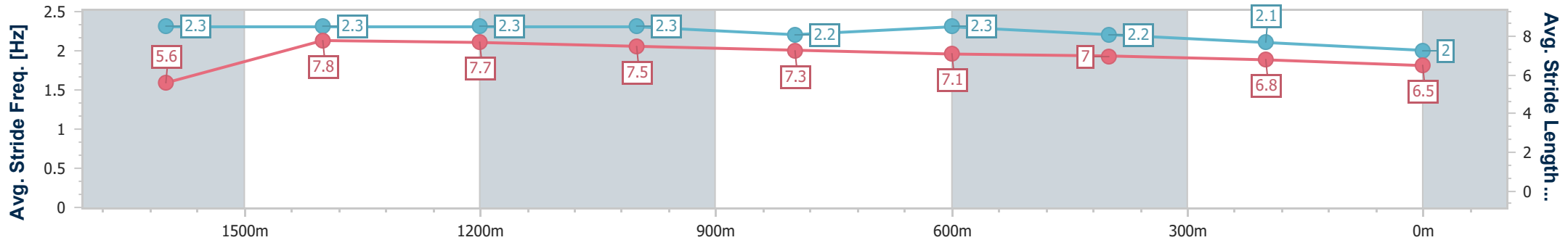
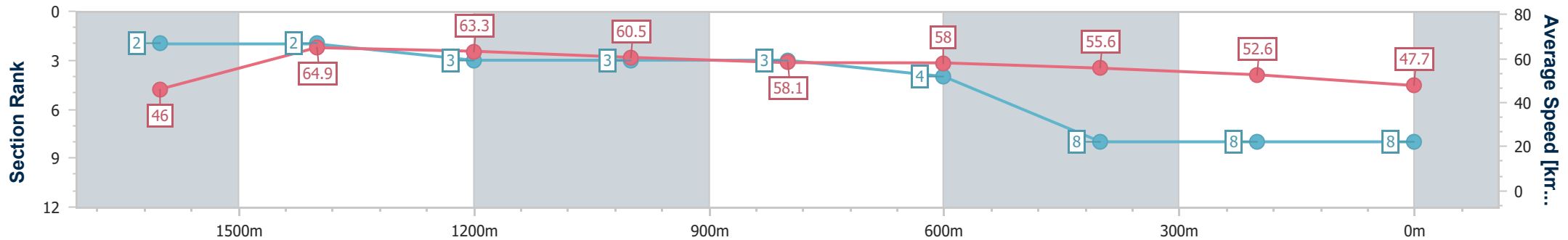
Toowoomba QLD Professional
Race 5: Toowoomba Betta Home Living BM62 Handicap - 1890m



19 October 2024 - 19:22

Track Rating: Good 3, Weather: Fine, Rail Position: +4m Entire

Section	Overall	1600m	1400m	1200m	1000m	800m	600m	400m	200m
Section Times	2:04.01 [8] (0:22.45)	1:41.56 [2] (0:11.05)	1:30.51 [2] (0:11.52)	1:18.99 [3] (0:11.96)	1:07.03 [3] (0:12.57)	0:54.46 [3] (0:12.47)	0:41.99 [4] (0:13.14)	0:28.85 [8] (0:13.72)	0:15.13 [8] (0:15.13)
Average Speed [km/h]	46.0	64.9	63.3	60.5	58.1	58.0	55.6	52.6	47.7
Top Speed [km/h]	65.4	66.4	66.2	62.8	59.7	59.5	57.5	54.7	50.2
Avg. Dist. to Rail [m]	5.3	0.7	2.5	3.6	3.6	3.1	2.0	1.7	1.9
Avg. Stride Freq. [Hz]	2.3	2.3	2.3	2.3	2.2	2.3	2.2	2.1	2.0
Avg. Stride Length [m]	5.6	7.8	7.7	7.5	7.3	7.1	7.0	6.8	6.5



- [] Ranking at each section and finish
- .-.- No data available at this section
- NA No data available