



Toowoomba QLD Professional

Race 4: Toowoomba Truck Spares BM70 Handicap - 1000m

19 October 2024 - 18:46



Track Rating: Good 3 , Weather: Fine, Rail Position: +4m Entire

Section		Overall	800m	600m	400m	200m	Last 600m					
Field Times		0:59.31 (0:14.00)	0:45.31 (0:10.93)	0:34.38 (0:11.12)	0:23.26 (0:11.48)	0:11.78 (0:11.78)	0:34.38					
Rank	TAB Horse/Jockey	Barrier	Top Speed [km/h]	Fastest Section	Margin					Distance Travelled [m]		
1	1 GROOVIN' THE MOO Olivia Kendal	5	67.1 600m	0:10.90 600m	0:59.31 [1] (0:14.53)	0:44.78 [4] (0:10.95)	0:33.83 [4] (0:10.90)	0:22.93 [4] (0:11.31)	0:11.62 [4] (0:11.62)	0:59.31	0:33.83	
2	7 GROOMED Les Tilley	4	66.8 800m	0:10.92 600m	0:59.44 [2] (0:14.81)	0:44.63 [6] (0:10.99)	0:33.64 [6] (0:10.92)	0:22.72 [5] (0:11.21)	0:11.51 [6] (0:11.51)	0.8L	0:33.64	+3
3	9 KWAMI Kenji Yoshida	3	68.6 Overall	0:10.90 800m	0:59.46 [3] (0:14.26)	0:45.20 [2] (0:10.90)	0:34.30 [2] (0:10.91)	0:23.39 [2] (0:11.46)	0:11.93 [1] (0:11.93)	0.9L	0:34.30	+1
4	8 COPPER SUNSET Luke Tarrant	1	67.4 800m	0:11.04 800m	0:59.57 [4] (0:14.65)	0:44.92 [5] (0:11.04)	0:33.88 [5] (0:11.04)	0:22.84 [6] (0:11.12)	0:11.72 [5] (0:11.72)	1.4L	0:33.88	-6
5	6 PARTY SPIRIT Chelsea Baker	6	68.7 800m	0:10.82 800m	0:59.58 [5] (0:14.36)	0:45.22 [3] (0:10.82)	0:34.40 [3] (0:11.10)	0:23.30 [3] (0:11.34)	0:11.96 [2] (0:11.96)	1.5L	0:34.40	+3
6	5 TOKYO SINS Dylan Bennett	2	67.6 600m	0:11.00 600m	0:59.62 [6] (0:14.86)	0:44.76 [7] (0:11.08)	0:33.68 [7] (0:11.00)	0:22.68 [7] (0:11.18)	0:11.50 [7] (0:11.50)	1.7L	0:33.68	-4
7	2 CHARLIE SPHENE Georgina Cartwright	7	68.0 800m	0:10.93 800m	1:00.65 [7] (0:14.00)	0:46.65 [1] (0:10.93)	0:35.72 [1] (0:11.12)	0:24.60 [1] (0:11.57)	0:13.03 [3] (0:13.03)	7.7L	0:35.72	-2

Scratched: Island Tide (#3), Smiling Zac (#4)

[] Ranking at each section and finish
 -:-:- No data available at this section
 NA No data available

SCN Saddle cloth number
 DNF Did not finish
 DNT Did not track



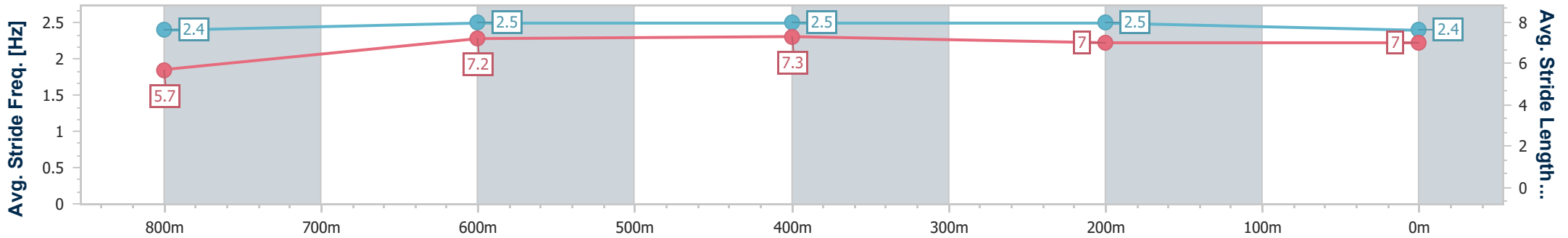
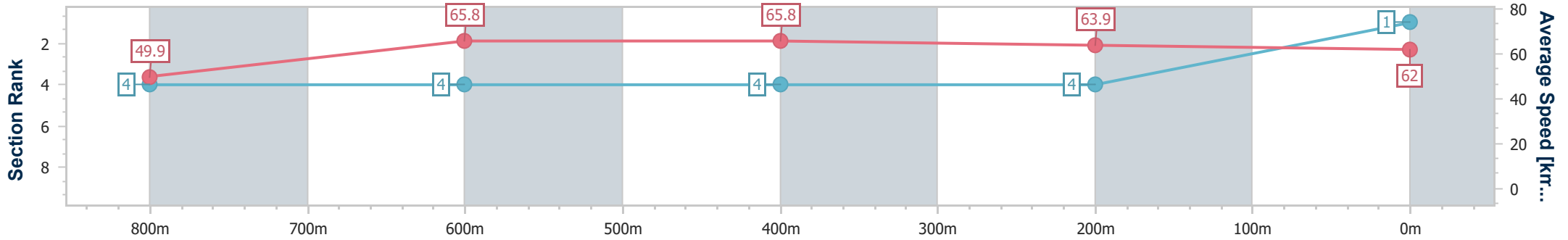
Horse/Jockey Name	Groovin' The Moo
Final Rank	1
Fastest Section Time (Section)	0:10.90 (600m)
Top Speed [km/h] (Section)	67.1 (600m)
Race State	Finished



Toowoomba QLD Professional
 Race 4: Toowoomba Truck Spares BM70 Handicap - 1000m
 19 October 2024 - 18:46
 Track Rating: Good 3 , Weather: Fine, Rail Position: +4m Entire



Section	Overall	800m	600m	400m	200m
Section Times	0:59.31 [1] (0:14.53)	0:44.78 [4] (0:10.95)	0:33.83 [4] (0:10.90)	0:22.93 [4] (0:11.31)	0:11.62 [4] (0:11.62)
Average Speed [km/h]	49.9	65.8	65.8	63.9	62.0
Top Speed [km/h]	65.6	66.8	67.1	64.9	63.6
Avg. Dist. to Rail [m]	5.0	0.3	1.1	1.8	0.7
Avg. Stride Freq. [Hz]	2.4	2.5	2.5	2.5	2.4
Avg. Stride Length [m]	5.7	7.2	7.3	7.0	7.0



- [] Ranking at each section and finish
- .-.- No data available at this section
- NA No data available



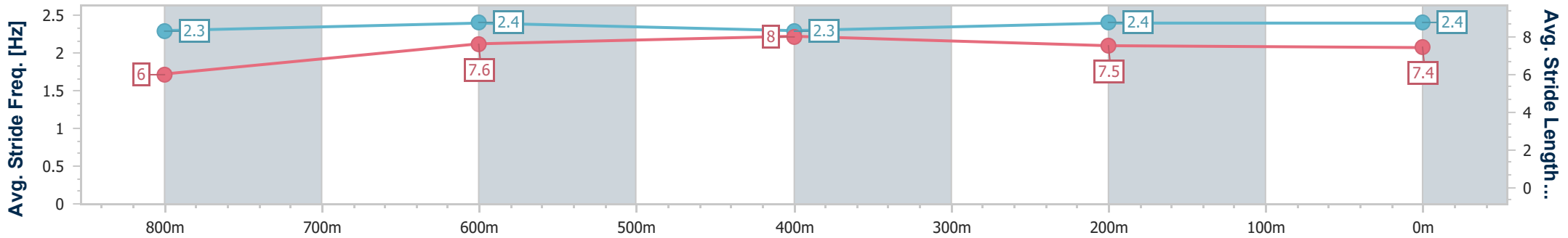
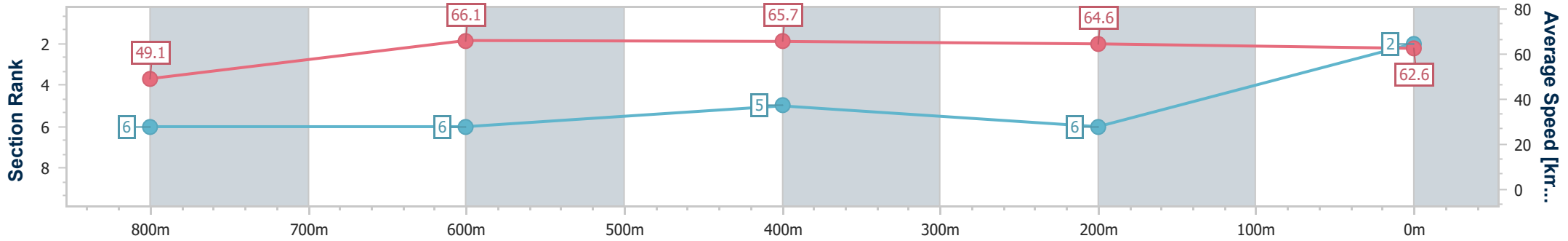
Horse/Jockey Name	Groomed
Final Rank	2
Fastest Section Time (Section)	0:10.92 (600m)
Top Speed [km/h] (Section)	66.8 (800m)
Race State	Finished



Toowoomba QLD Professional
Race 4: Toowoomba Truck Spares BM70 Handicap - 1000m
 19 October 2024 - 18:46
 Track Rating: Good 3 , Weather: Fine, Rail Position: +4m Entire



Section	Overall	800m	600m	400m	200m
Section Times	0:59.44 [2] (0:14.81)	0:44.63 [6] (0:10.99)	0:33.64 [6] (0:10.92)	0:22.72 [5] (0:11.21)	0:11.51 [6] (0:11.51)
Average Speed [km/h]	49.1	66.1	65.7	64.6	62.6
Top Speed [km/h]	66.3	66.8	66.6	65.9	64.5
Avg. Dist. to Rail [m]	5.5	1.9	0.4	2.3	4.8
Avg. Stride Freq. [Hz]	2.3	2.4	2.3	2.4	2.4
Avg. Stride Length [m]	6.0	7.6	8.0	7.5	7.4



- [] Ranking at each section and finish
- .-.- No data available at this section
- NA No data available



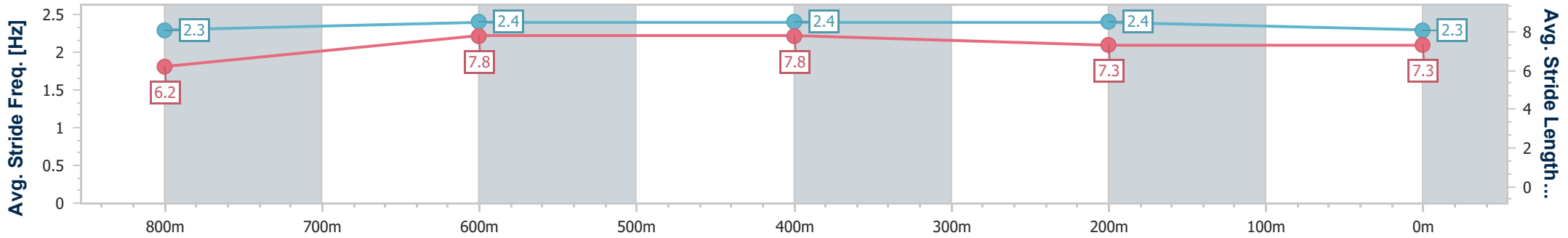
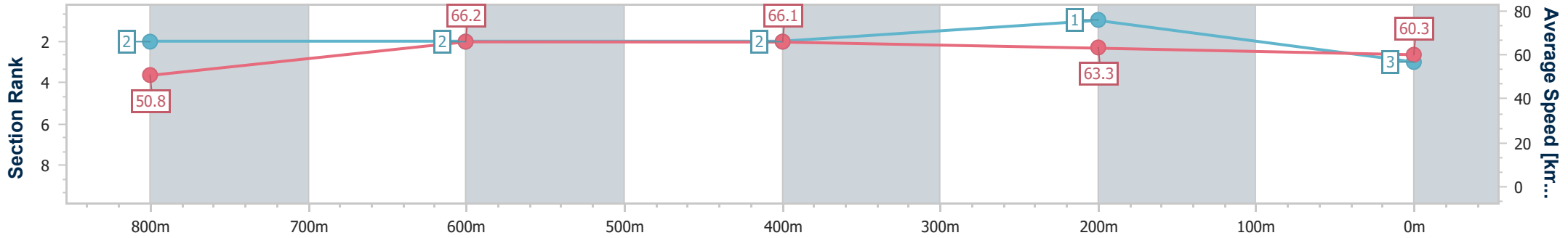
Horse/Jockey Name	Kwami
Final Rank	3
Fastest Section Time (Section)	0:10.90 (800m)
Top Speed [km/h] (Section)	68.6 (Overall)
Race State	Finished



Toowoomba QLD Professional
 Race 4: Toowoomba Truck Spares BM70 Handicap - 1000m
 19 October 2024 - 18:46
 Track Rating: Good 3 , Weather: Fine, Rail Position: +4m Entire



Section	Overall	800m	600m	400m	200m
Section Times	0:59.46 [3] (0:14.26)	0:45.20 [2] (0:10.90)	0:34.30 [2] (0:10.91)	0:23.39 [2] (0:11.46)	0:11.93 [1] (0:11.93)
Average Speed [km/h]	50.8	66.2	66.1	63.3	60.3
Top Speed [km/h]	68.6	68.4	68.4	64.9	61.3
Avg. Dist. to Rail [m]	4.1	0.6	0.5	2.7	1.7
Avg. Stride Freq. [Hz]	2.3	2.4	2.4	2.4	2.3
Avg. Stride Length [m]	6.2	7.8	7.8	7.3	7.3



- [] Ranking at each section and finish
- .-.- No data available at this section
- NA No data available



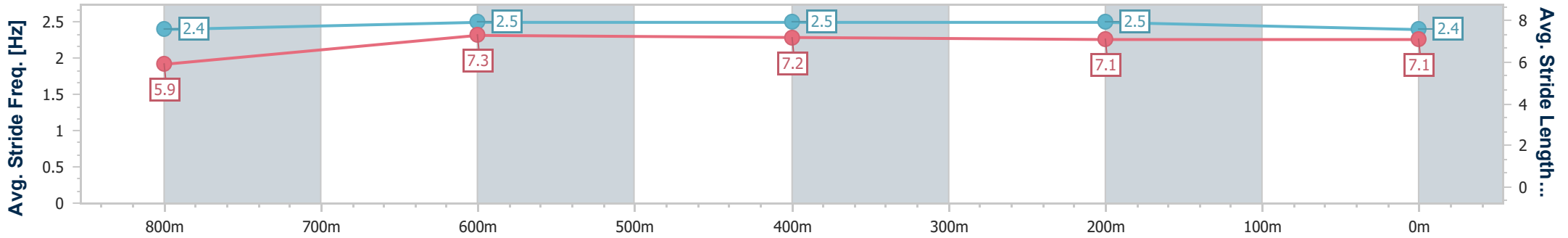
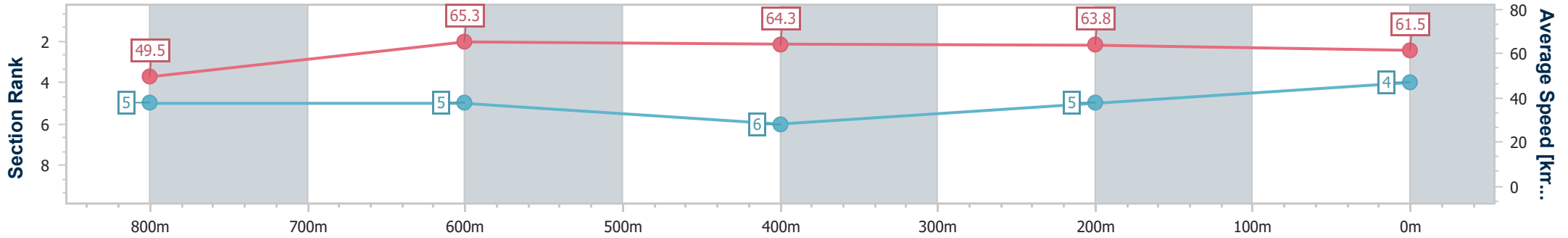
Horse/Jockey Name	Copper Sunset
Final Rank	4
Fastest Section Time (Section)	0:11.04 (800m)
Top Speed [km/h] (Section)	67.4 (800m)
Race State	Finished



Toowoomba QLD Professional
 Race 4: Toowoomba Truck Spares BM70 Handicap - 1000m
 19 October 2024 - 18:46
 Track Rating: Good 3 , Weather: Fine, Rail Position: +4m Entire



Section	Overall	800m	600m	400m	200m
Section Times	0:59.57 [4] (0:14.65)	0:44.92 [5] (0:11.04)	0:33.88 [5] (0:11.04)	0:22.84 [6] (0:11.12)	0:11.72 [5] (0:11.72)
Average Speed [km/h]	49.5	65.3	64.3	63.8	61.5
Top Speed [km/h]	66.4	67.4	66.8	65.1	64.8
Avg. Dist. to Rail [m]	3.5	1.2	2.8	2.9	1.8
Avg. Stride Freq. [Hz]	2.4	2.5	2.5	2.5	2.4
Avg. Stride Length [m]	5.9	7.3	7.2	7.1	7.1



- [] Ranking at each section and finish
- .-.- No data available at this section
- NA No data available



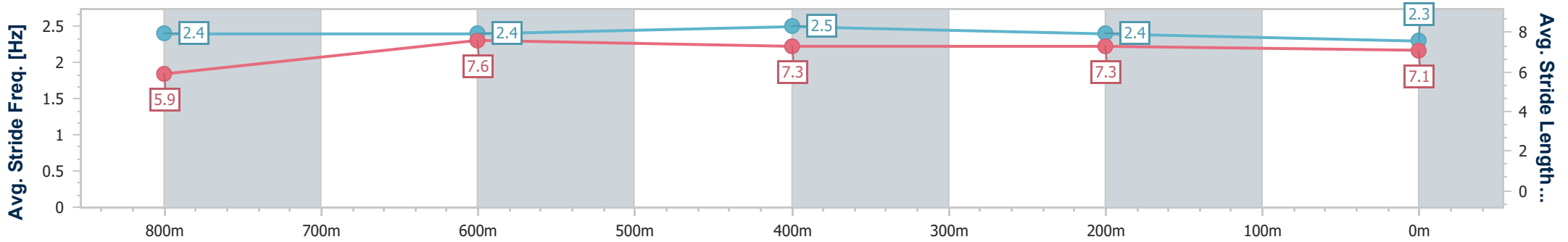
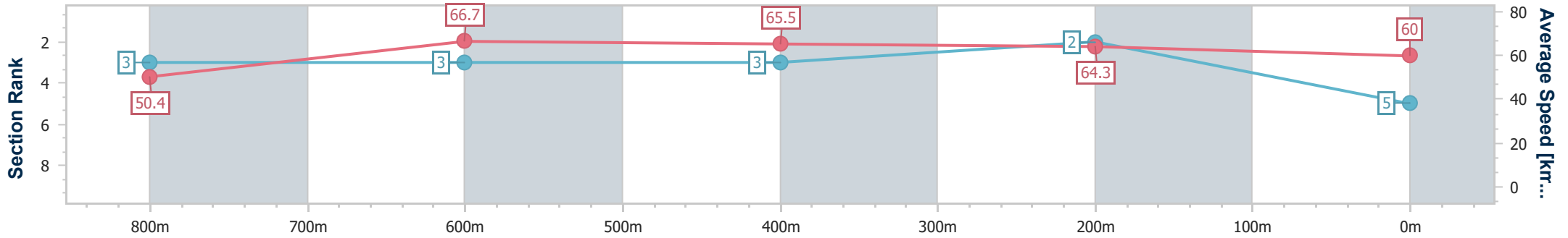
Horse/Jockey Name	Party Spirit
Final Rank	5
Fastest Section Time (Section)	0:10.82 (800m)
Top Speed [km/h] (Section)	68.7 (800m)
Race State	Finished



Toowoomba QLD Professional
Race 4: Toowoomba Truck Spares BM70 Handicap - 1000m
 19 October 2024 - 18:46
 Track Rating: Good 3 , Weather: Fine, Rail Position: +4m Entire



Section	Overall	800m	600m	400m	200m
Section Times	0:59.58 [5] (0:14.36)	0:45.22 [3] (0:10.82)	0:34.40 [3] (0:11.10)	0:23.30 [3] (0:11.34)	0:11.96 [2] (0:11.96)
Average Speed [km/h]	50.4	66.7	65.5	64.3	60.0
Top Speed [km/h]	67.5	68.7	67.0	65.7	62.2
Avg. Dist. to Rail [m]	4.8	0.3	2.1	3.3	3.0
Avg. Stride Freq. [Hz]	2.4	2.4	2.5	2.4	2.3
Avg. Stride Length [m]	5.9	7.6	7.3	7.3	7.1



- [] Ranking at each section and finish
- .-.- No data available at this section
- NA No data available



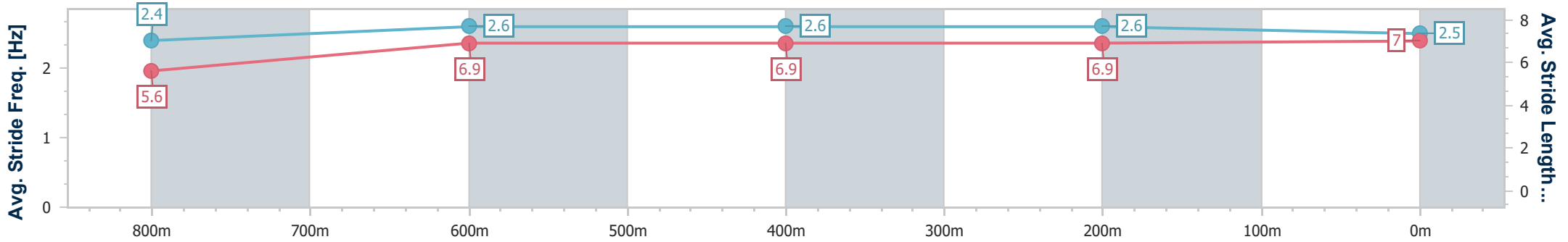
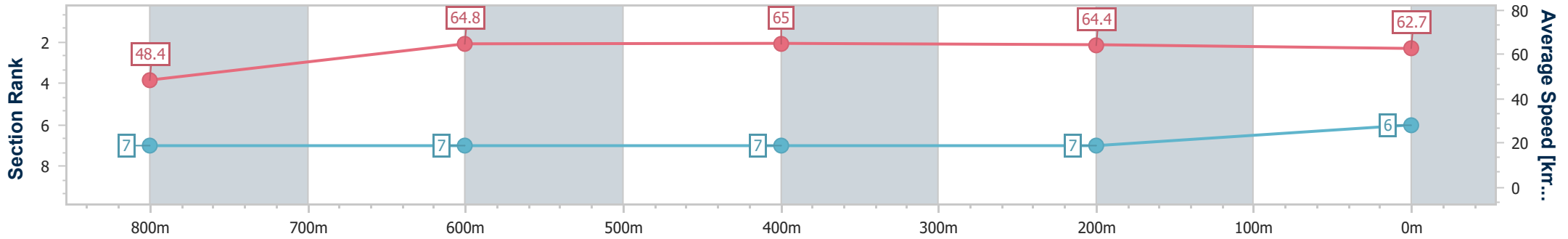
Horse/Jockey Name	Tokyo Sins
Final Rank	6
Fastest Section Time (Section)	0:11.00 (600m)
Top Speed [km/h] (Section)	67.6 (600m)
Race State	Finished



Toowoomba QLD Professional
 Race 4: Toowoomba Truck Spares BM70 Handicap - 1000m
 19 October 2024 - 18:46
 Track Rating: Good 3 , Weather: Fine, Rail Position: +4m Entire



Section	Overall	800m	600m	400m	200m
Section Times	0:59.62 [6] (0:14.86)	0:44.76 [7] (0:11.08)	0:33.68 [7] (0:11.00)	0:22.68 [7] (0:11.18)	0:11.50 [7] (0:11.50)
Average Speed [km/h]	48.4	64.8	65.0	64.4	62.7
Top Speed [km/h]	65.3	67.4	67.6	65.5	64.8
Avg. Dist. to Rail [m]	2.1	0.8	0.8	0.8	2.9
Avg. Stride Freq. [Hz]	2.4	2.6	2.6	2.6	2.5
Avg. Stride Length [m]	5.6	6.9	6.9	6.9	7.0



- [] Ranking at each section and finish
- .-.- No data available at this section
- NA No data available



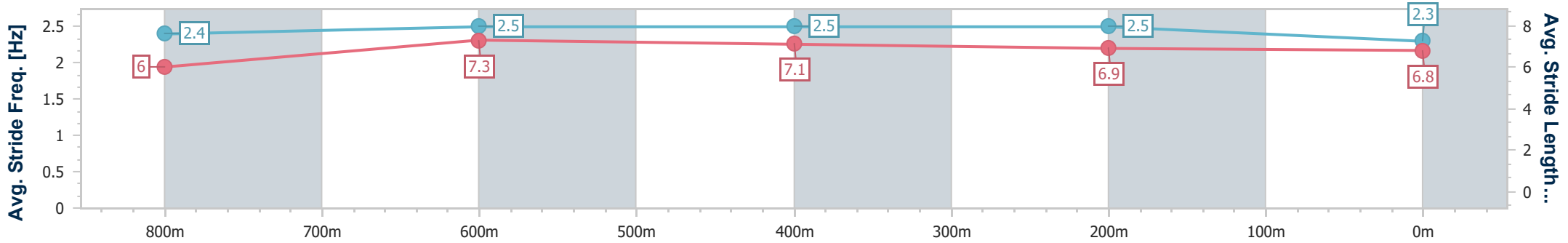
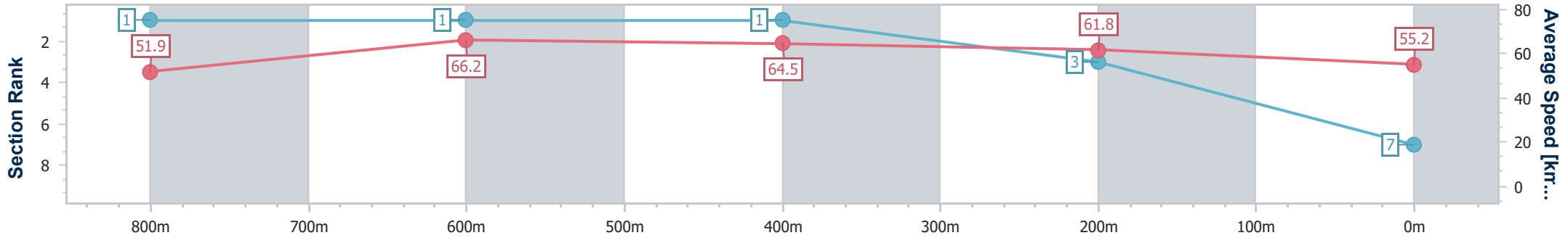
Horse/Jockey Name	Charlie Sphene
Final Rank	7
Fastest Section Time (Section)	0:10.93 (800m)
Top Speed [km/h] (Section)	68.0 (800m)
Race State	Finished



Toowoomba QLD Professional
 Race 4: Toowoomba Truck Spares BM70 Handicap - 1000m
 19 October 2024 - 18:46
 Track Rating: Good 3 , Weather: Fine, Rail Position: +4m Entire



Section	Overall	800m	600m	400m	200m
Section Times	1:00.65 [7] (0:14.00)	0:46.65 [1] (0:10.93)	0:35.72 [1] (0:11.12)	0:24.60 [1] (0:11.57)	0:13.03 [3] (0:13.03)
Average Speed [km/h]	51.9	66.2	64.5	61.8	55.2
Top Speed [km/h]	66.5	68.0	67.0	63.8	59.5
Avg. Dist. to Rail [m]	6.0	1.2	0.9	1.1	2.5
Avg. Stride Freq. [Hz]	2.4	2.5	2.5	2.5	2.3
Avg. Stride Length [m]	6.0	7.3	7.1	6.9	6.8



- [] Ranking at each section and finish
- .-.- No data available at this section
- NA No data available