



Toowoomba QLD Professional

Race 1: Tilly's Earthmoving Spare Parts Class 1 Handicap - 1200m

19 October 2024 - 17:06



Track Rating: Good 4, Weather: Fine, Rail Position: +4m Entire

Section		Overall	1000m	800m	600m	400m	200m	Last 600m					
Field Times		1:12.53 (0:13.69)	0:58.84 (0:10.93)	0:47.91 (0:11.55)	0:36.36 (0:11.89)	0:24.47 (0:11.89)	0:12.58 (0:12.58)	0:36.36					
Rank	TAB Horse/Jockey	Barrier	Top Speed [km/h]	Fastest Section	Margin							Distance Travelled [m]	
1	5 PUREZZA Les Tilley	9	69.1 1000m	0:10.93 1000m	1:12.53 [1] (0:13.69)	0:58.84 [1] (0:10.93)	0:47.91 [1] (0:11.55)	0:36.36 [1] (0:11.89)	0:24.47 [1] (0:11.89)	0:12.58 [1] (0:12.58)	1:12.53	0:36.36	
2	2 SUPER QUICK Melea Castle	2	68.0 1000m	0:11.10 1000m	1:12.80 [2] (0:14.21)	0:58.59 [5] (0:11.10)	0:47.49 [5] (0:11.46)	0:36.03 [5] (0:11.64)	0:24.39 [5] (0:12.12)	0:12.27 [2] (0:12.27)	1.5L	0:36.03	-1
3	1 GRAND METEOR Chelsea Baker	4	68.6 1000m	0:10.85 1000m	1:12.96 [3] (0:13.91)	0:59.05 [3] (0:10.85)	0:48.20 [2] (0:11.44)	0:36.76 [2] (0:12.06)	0:24.70 [2] (0:12.30)	0:12.40 [3] (0:12.40)	2.3L	0:36.76	+0
4	12 ROMANTIC THOUGHTS Luke Tarrant	8	67.7 1000m	0:11.24 800m	1:13.46 [4] (0:14.71)	0:58.75 [10] (0:11.30)	0:47.45 [10] (0:11.24)	0:36.21 [10] (0:11.71)	0:24.50 [10] (0:12.05)	0:12.45 [7] (0:12.45)	5.1L	0:36.21	+7
5	11 BOOM BOOM BELLA Nozi Tomizawa	7	67.0 1000m	0:10.91 1000m	1:13.56 [5] (0:14.56)	0:59.00 [9] (0:10.91)	0:48.09 [7] (0:11.40)	0:36.69 [7] (0:11.80)	0:24.89 [6] (0:12.23)	0:12.66 [6] (0:12.66)	5.6L	0:36.69	+6
6	4 GAZZA'S DIAMOND Rob Thorburn	6	67.9 1000m	0:10.90 1000m	1:13.77 [6] (0:14.10)	0:59.67 [4] (0:10.90)	0:48.77 [4] (0:11.37)	0:37.40 [4] (0:11.98)	0:25.42 [4] (0:12.49)	0:12.93 [5] (0:12.93)	6.9L	0:37.40	+8
7	17 MY MOSES Noriyuki Nishio	3	67.2 Overall	0:11.12 1000m	1:13.85 [7] (0:14.26)	0:59.59 [6] (0:11.12)	0:48.47 [6] (0:11.41)	0:37.06 [6] (0:11.89)	0:25.17 [7] (0:12.38)	0:12.79 [8] (0:12.79)	7.3L	0:37.06	+7
8	10 LA MANO Shania Willis	5	68.8 1000m	0:10.91 1000m	1:14.12 [8] (0:13.85)	1:00.27 [2] (0:10.91)	0:49.36 [2] (0:11.45)	0:37.91 [3] (0:12.11)	0:25.80 [3] (0:12.46)	0:13.34 [4] (0:13.34)	8.8L	0:37.91	+8
9	6 SIR BEVERIDGE Kenji Yoshida	10	66.0 1000m	0:11.16 1000m	1:14.22 [9] (0:14.42)	0:59.80 [7] (0:11.16)	0:48.64 [8] (0:11.37)	0:37.27 [8] (0:11.99)	0:25.28 [9] (0:12.52)	0:12.76 [10] (0:12.76)	9.3L	0:37.27	+12
10	16 TORRENTIAL Georgina Cartwright	1	66.2 Overall	0:11.19 1000m	1:14.61 [10] (0:14.52)	1:00.09 [8] (0:11.19)	0:48.90 [9] (0:11.29)	0:37.61 [9] (0:11.94)	0:25.67 [8] (0:12.34)	0:13.33 [9] (0:13.33)	11.6L	0:37.61	+2

Scratched: All Win (#7), Savvy Bee (#8), Chisum (#3), Unleash (#9), Good'n'lucky (#13), Little Vain (#14), Duchess Bree (#15)

[] Ranking at each section and finish
 -:-:- No data available at this section
 NA No data available

SCN Saddle cloth number
 DNF Did not finish
 DNT Did not track



Horse/Jockey Name	Purezza
Final Rank	1
Fastest Section Time (Section)	0:10.93 (1000m)
Top Speed [km/h] (Section)	69.1 (1000m)
Race State	Finished



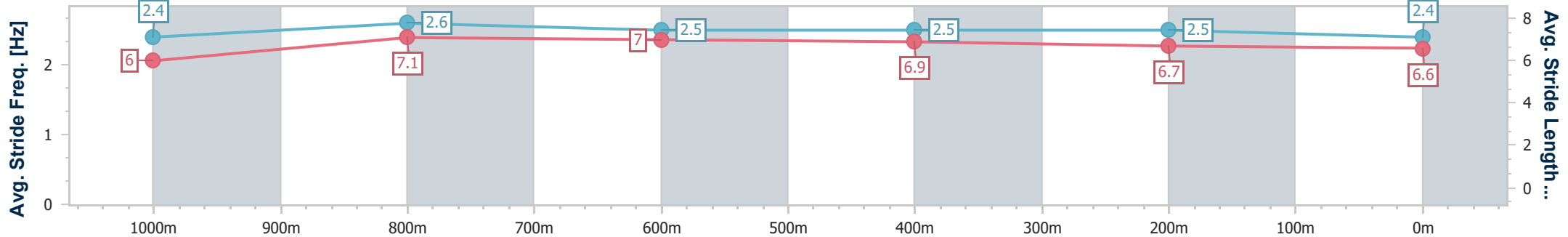
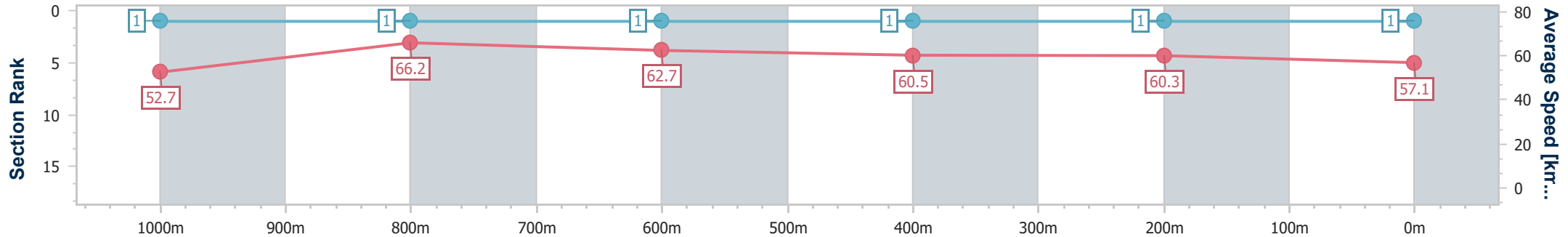
Toowoomba QLD Professional
 Race 1: Tilly's Earthmoving Spare Parts Class 1 Handicap - 1200m



19 October 2024 - 17:06

Track Rating: Good 4, Weather: Fine, Rail Position: +4m Entire

Section	Overall	1000m	800m	600m	400m	200m
Section Times	1:12.53 [1] (0:13.69)	0:58.84 [1] (0:10.93)	0:47.91 [1] (0:11.55)	0:36.36 [1] (0:11.89)	0:24.47 [1] (0:11.89)	0:12.58 [1] (0:12.58)
Average Speed [km/h]	52.7	66.2	62.7	60.5	60.3	57.1
Top Speed [km/h]	68.8	69.1	63.5	62.5	60.8	59.6
Avg. Dist. to Rail [m]	7.6	2.3	1.5	0.3	2.1	2.3
Avg. Stride Freq. [Hz]	2.4	2.6	2.5	2.5	2.5	2.4
Avg. Stride Length [m]	6.0	7.1	7.0	6.9	6.7	6.6



- [] Ranking at each section and finish
- .-.- No data available at this section
- NA No data available



Horse/Jockey Name	Super Quick
Final Rank	2
Fastest Section Time (Section)	0:11.10 (1000m)
Top Speed [km/h] (Section)	68.0 (1000m)
Race State	Finished



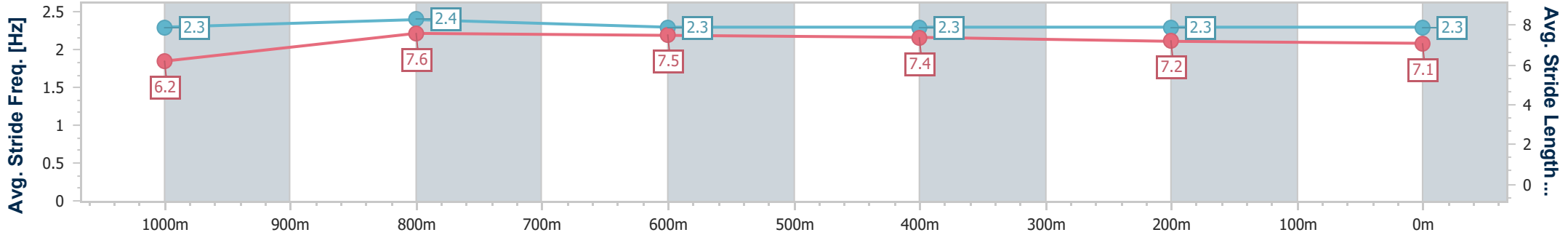
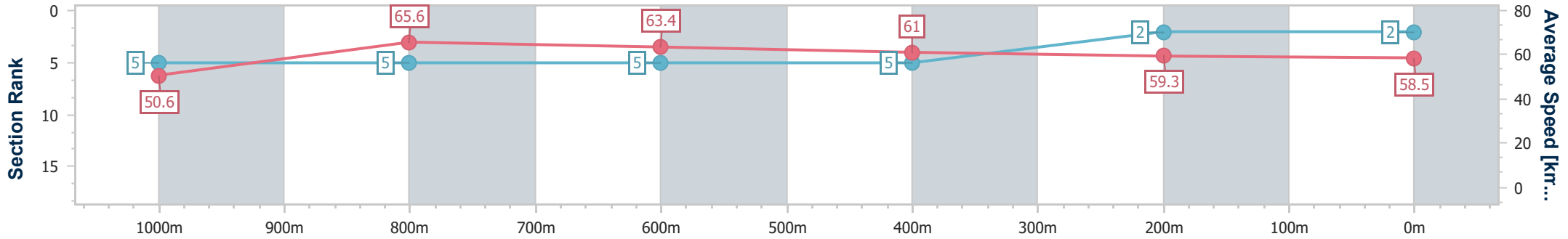
Toowoomba QLD Professional
Race 1: Tilly's Earthmoving Spare Parts Class 1 Handicap - 1200m



19 October 2024 - 17:06

Track Rating: Good 4, Weather: Fine, Rail Position: +4m Entire

Section	Overall	1000m	800m	600m	400m	200m
Section Times	1:12.80 [2] (0:14.21)	0:58.59 [5] (0:11.10)	0:47.49 [5] (0:11.46)	0:36.03 [5] (0:11.64)	0:24.39 [5] (0:12.12)	0:12.27 [2] (0:12.27)
Average Speed [km/h]	50.6	65.6	63.4	61.0	59.3	58.5
Top Speed [km/h]	68.0	68.0	64.7	62.6	60.1	59.9
Avg. Dist. to Rail [m]	3.4	3.3	1.1	1.9	1.4	0.5
Avg. Stride Freq. [Hz]	2.3	2.4	2.3	2.3	2.3	2.3
Avg. Stride Length [m]	6.2	7.6	7.5	7.4	7.2	7.1



- [] Ranking at each section and finish
- .-.- No data available at this section
- NA No data available



Horse/Jockey Name	Grand Meteor
Final Rank	3
Fastest Section Time (Section)	0:10.85 (1000m)
Top Speed [km/h] (Section)	68.6 (1000m)
Race State	Finished



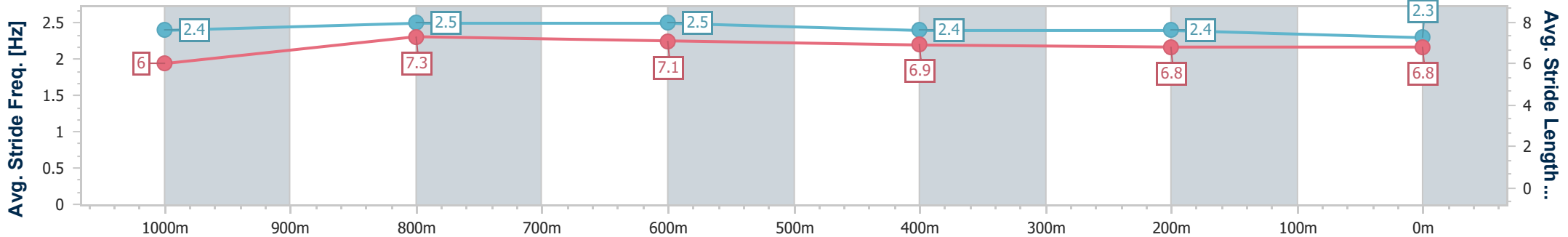
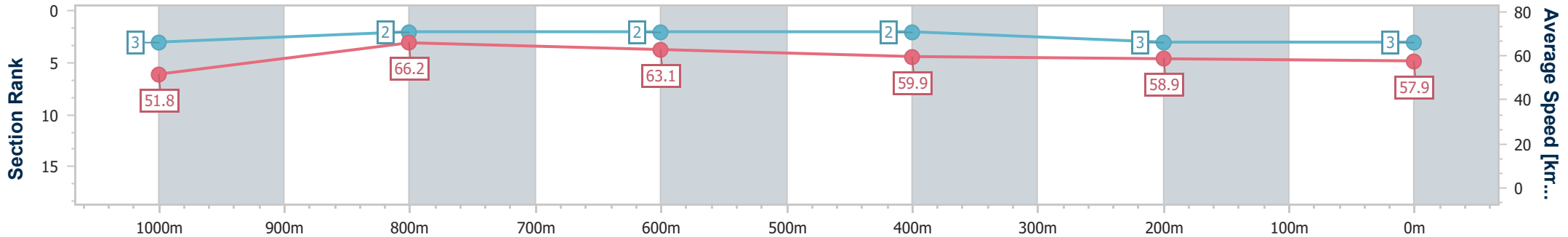
Toowoomba QLD Professional
Race 1: Tilly's Earthmoving Spare Parts Class 1 Handicap - 1200m



19 October 2024 - 17:06

Track Rating: Good 4, Weather: Fine, Rail Position: +4m Entire

Section	Overall	1000m	800m	600m	400m	200m
Section Times	1:12.96 [3] (0:13.91)	0:59.05 [3] (0:10.85)	0:48.20 [2] (0:11.44)	0:36.76 [2] (0:12.06)	0:24.70 [2] (0:12.30)	0:12.40 [3] (0:12.40)
Average Speed [km/h]	51.8	66.2	63.1	59.9	58.9	57.9
Top Speed [km/h]	67.9	68.6	64.6	62.7	59.7	59.1
Avg. Dist. to Rail [m]	2.7	0.8	0.6	1.0	1.9	0.4
Avg. Stride Freq. [Hz]	2.4	2.5	2.5	2.4	2.4	2.3
Avg. Stride Length [m]	6.0	7.3	7.1	6.9	6.8	6.8



- [] Ranking at each section and finish
- .-.- No data available at this section
- NA No data available



Horse/Jockey Name	Romantic Thoughts
Final Rank	4
Fastest Section Time (Section)	0:11.24 (800m)
Top Speed [km/h] (Section)	67.7 (1000m)
Race State	Finished



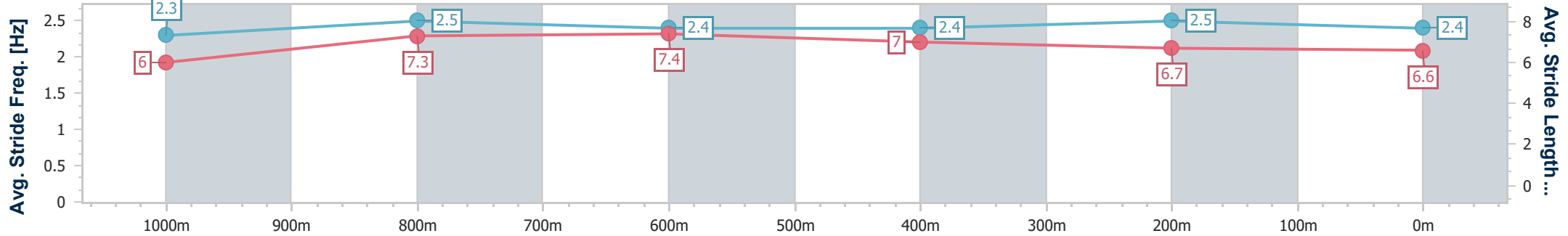
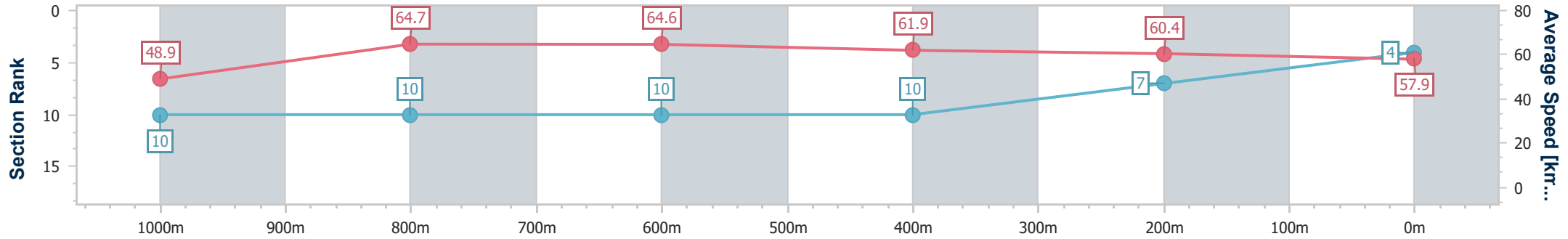
Toowoomba QLD Professional
Race 1: Tilly's Earthmoving Spare Parts Class 1 Handicap - 1200m



19 October 2024 - 17:06

Track Rating: Good 4, Weather: Fine, Rail Position: +4m Entire

Section	Overall	1000m	800m	600m	400m	200m
Section Times	1:13.46 [4] (0:14.71)	0:58.75 [10] (0:11.30)	0:47.45 [10] (0:11.24)	0:36.21 [10] (0:11.71)	0:24.50 [10] (0:12.05)	0:12.45 [7] (0:12.45)
Average Speed [km/h]	48.9	64.7	64.6	61.9	60.4	57.9
Top Speed [km/h]	63.1	67.7	65.2	63.6	61.1	59.7
Avg. Dist. to Rail [m]	9.3	4.5	2.3	1.5	3.6	5.0
Avg. Stride Freq. [Hz]	2.3	2.5	2.4	2.4	2.5	2.4
Avg. Stride Length [m]	6.0	7.3	7.4	7.0	6.7	6.6



- [] Ranking at each section and finish
- .-.- No data available at this section
- NA No data available



Horse/Jockey Name	Boom Boom Bella
Final Rank	5
Fastest Section Time (Section)	0:10.91 (1000m)
Top Speed [km/h] (Section)	67.0 (1000m)
Race State	Finished



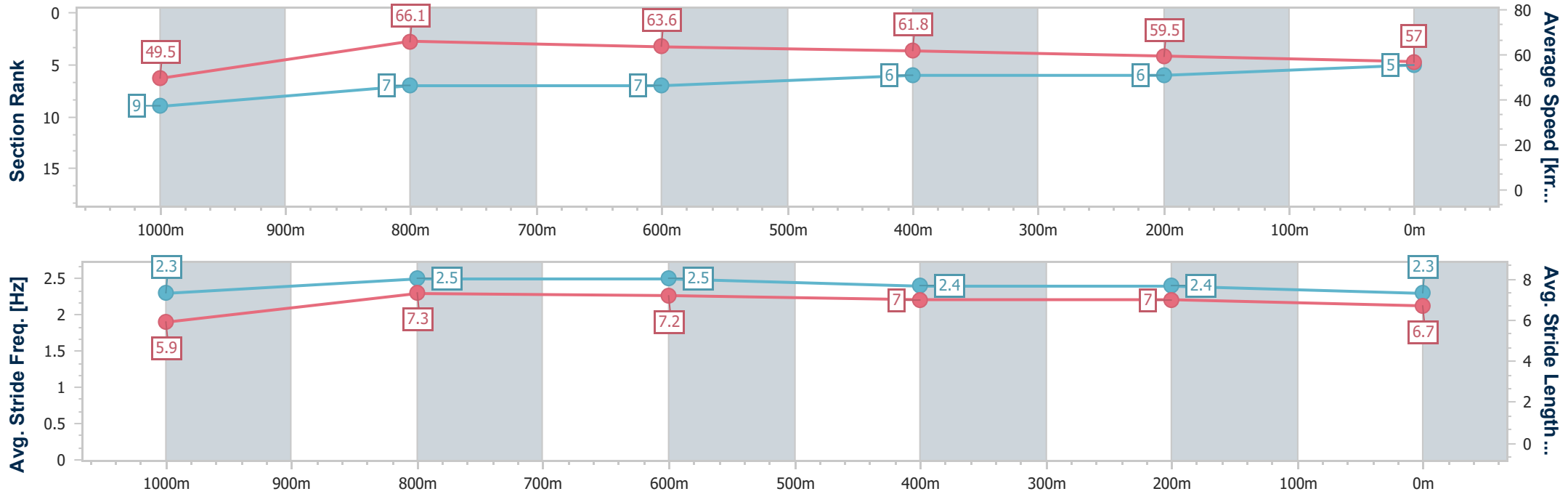
Toowoomba QLD Professional
 Race 1: Tilly's Earthmoving Spare Parts Class 1 Handicap - 1200m



19 October 2024 - 17:06

Track Rating: Good 4, Weather: Fine, Rail Position: +4m Entire

Section	Overall	1000m	800m	600m	400m	200m
Section Times	1:13.56 [5] (0:14.56)	0:59.00 [9] (0:10.91)	0:48.09 [7] (0:11.40)	0:36.69 [7] (0:11.80)	0:24.89 [6] (0:12.23)	0:12.66 [6] (0:12.66)
Average Speed [km/h]	49.5	66.1	63.6	61.8	59.5	57.0
Top Speed [km/h]	66.7	67.0	65.2	62.9	62.0	58.8
Avg. Dist. to Rail [m]	3.3	0.5	2.4	2.3	3.3	3.1
Avg. Stride Freq. [Hz]	2.3	2.5	2.5	2.4	2.4	2.3
Avg. Stride Length [m]	5.9	7.3	7.2	7.0	7.0	6.7



- [] Ranking at each section and finish
- .-.- No data available at this section
- NA No data available



Horse/Jockey Name	Gazza's Diamond
Final Rank	6
Fastest Section Time (Section)	0:10.90 (1000m)
Top Speed [km/h] (Section)	67.9 (1000m)
Race State	Finished



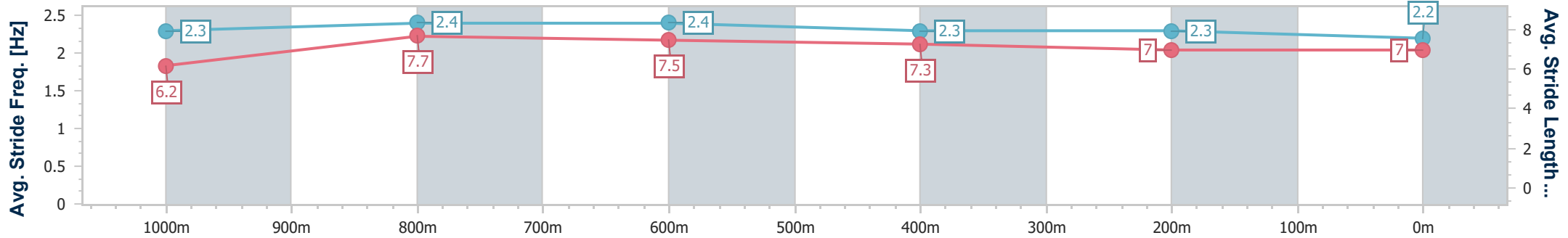
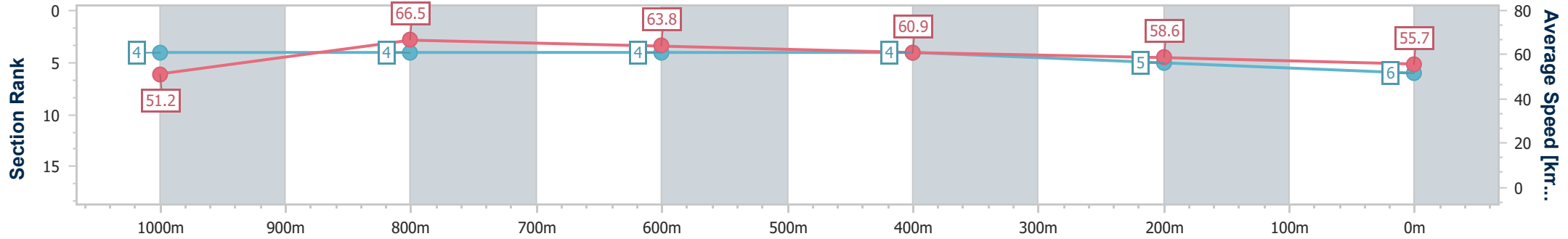
Toowoomba QLD Professional
Race 1: Tilly's Earthmoving Spare Parts Class 1 Handicap - 1200m



19 October 2024 - 17:06

Track Rating: Good 4, Weather: Fine, Rail Position: +4m Entire

Section	Overall	1000m	800m	600m	400m	200m
Section Times	1:13.77 [6] (0:14.10)	0:59.67 [4] (0:10.90)	0:48.77 [4] (0:11.37)	0:37.40 [4] (0:11.98)	0:25.42 [4] (0:12.49)	0:12.93 [5] (0:12.93)
Average Speed [km/h]	51.2	66.5	63.8	60.9	58.6	55.7
Top Speed [km/h]	66.3	67.9	65.8	63.1	59.9	57.1
Avg. Dist. to Rail [m]	5.5	2.3	1.6	2.3	4.4	2.5
Avg. Stride Freq. [Hz]	2.3	2.4	2.4	2.3	2.3	2.2
Avg. Stride Length [m]	6.2	7.7	7.5	7.3	7.0	7.0



- [] Ranking at each section and finish
- .-.- No data available at this section
- NA No data available



Horse/Jockey Name	My Moses
Final Rank	7
Fastest Section Time (Section)	0:11.12 (1000m)
Top Speed [km/h] (Section)	67.2 (Overall)
Race State	Finished



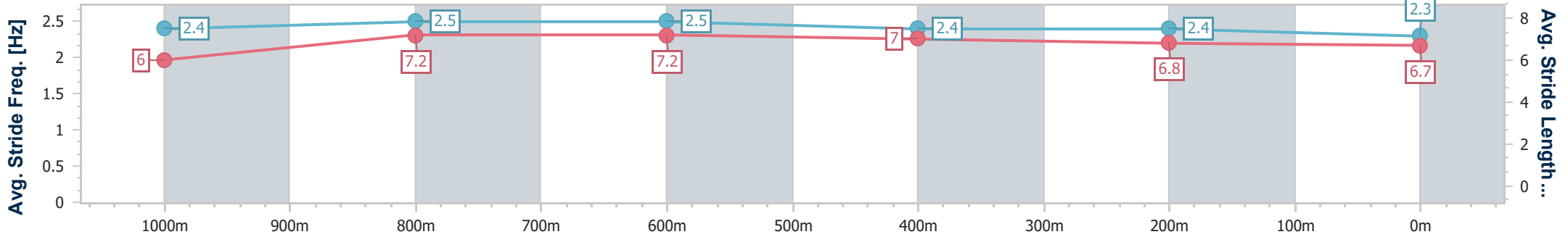
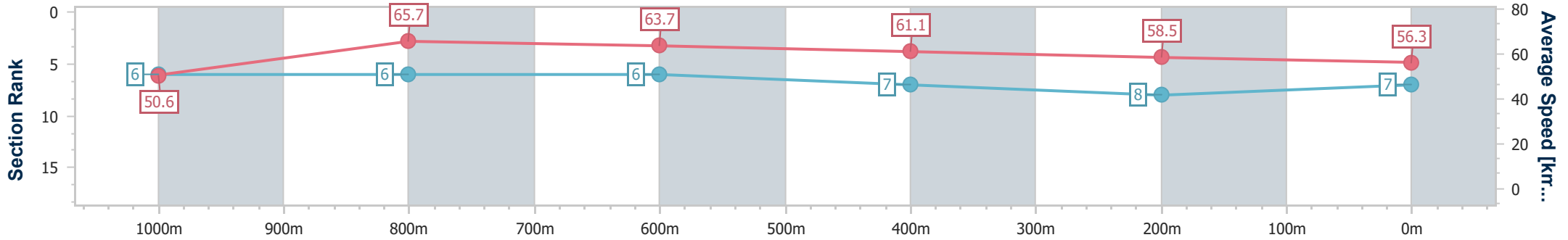
Toowoomba QLD Professional
Race 1: Tilly's Earthmoving Spare Parts Class 1 Handicap - 1200m



19 October 2024 - 17:06

Track Rating: Good 4, Weather: Fine, Rail Position: +4m Entire

Section	Overall	1000m	800m	600m	400m	200m
Section Times	1:13.85 [7] (0:14.26)	0:59.59 [6] (0:11.12)	0:48.47 [6] (0:11.41)	0:37.06 [6] (0:11.89)	0:25.17 [7] (0:12.38)	0:12.79 [8] (0:12.79)
Average Speed [km/h]	50.6	65.7	63.7	61.1	58.5	56.3
Top Speed [km/h]	67.2	66.3	66.2	62.9	59.5	58.5
Avg. Dist. to Rail [m]	6.4	4.5	2.8	1.5	2.4	0.4
Avg. Stride Freq. [Hz]	2.4	2.5	2.5	2.4	2.4	2.3
Avg. Stride Length [m]	6.0	7.2	7.2	7.0	6.8	6.7



- [] Ranking at each section and finish
- .-.- No data available at this section
- NA No data available



Horse/Jockey Name	La Mano
Final Rank	8
Fastest Section Time (Section)	0:10.91 (1000m)
Top Speed [km/h] (Section)	68.8 (1000m)
Race State	Finished



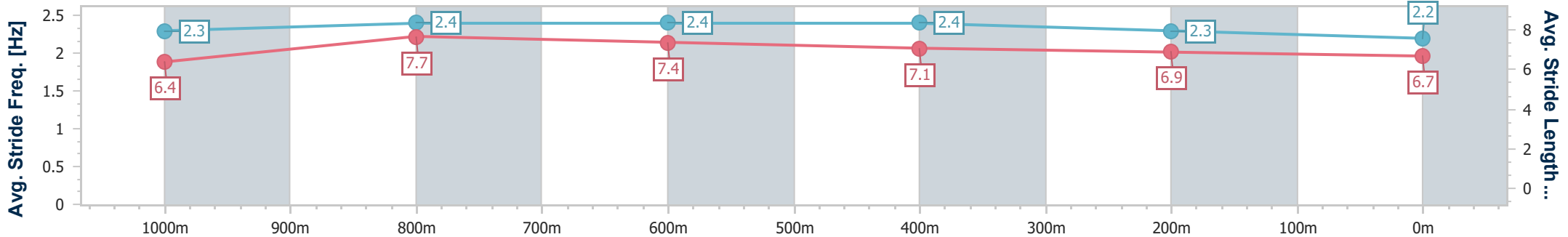
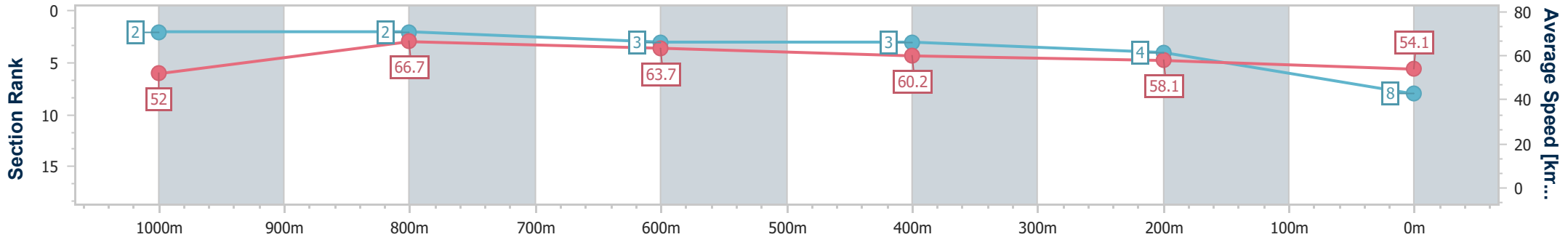
Toowoomba QLD Professional
 Race 1: Tilly's Earthmoving Spare Parts Class 1 Handicap - 1200m



19 October 2024 - 17:06

Track Rating: Good 4, Weather: Fine, Rail Position: +4m Entire

Section	Overall	1000m	800m	600m	400m	200m
Section Times	1:14.12 [8] (0:13.85)	1:00.27 [2] (0:10.91)	0:49.36 [2] (0:11.45)	0:37.91 [3] (0:12.11)	0:25.80 [3] (0:12.46)	0:13.34 [4] (0:13.34)
Average Speed [km/h]	52.0	66.7	63.7	60.2	58.1	54.1
Top Speed [km/h]	68.7	68.8	65.6	62.2	59.7	56.2
Avg. Dist. to Rail [m]	2.5	2.6	4.0	2.5	2.0	0.4
Avg. Stride Freq. [Hz]	2.3	2.4	2.4	2.4	2.3	2.2
Avg. Stride Length [m]	6.4	7.7	7.4	7.1	6.9	6.7



- [] Ranking at each section and finish
- .-.- No data available at this section
- NA No data available



Horse/Jockey Name	Sir Beveridge
Final Rank	9
Fastest Section Time (Section)	0:11.16 (1000m)
Top Speed [km/h] (Section)	66.0 (1000m)
Race State	Finished



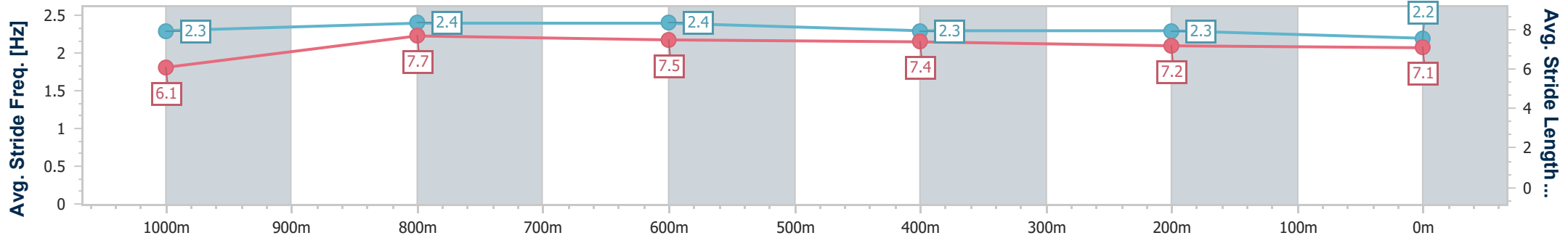
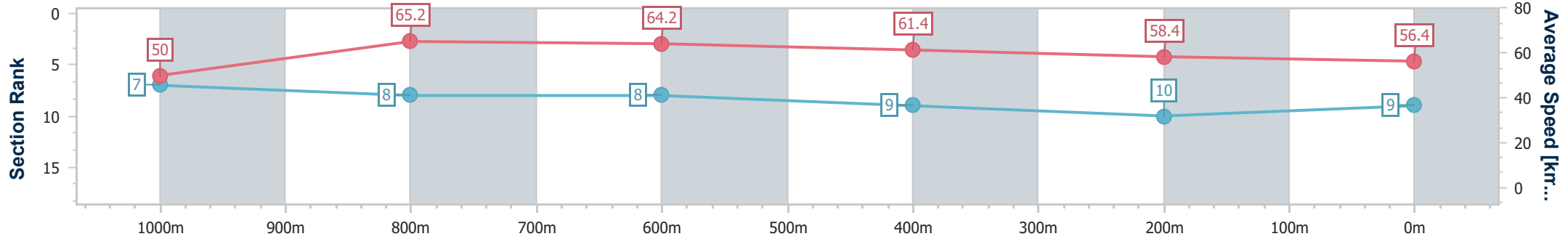
Toowoomba QLD Professional
Race 1: Tilly's Earthmoving Spare Parts Class 1 Handicap - 1200m



19 October 2024 - 17:06

Track Rating: Good 4, Weather: Fine, Rail Position: +4m Entire

Section	Overall	1000m	800m	600m	400m	200m
Section Times	1:14.22 [9] (0:14.42)	0:59.80 [7] (0:11.16)	0:48.64 [8] (0:11.37)	0:37.27 [8] (0:11.99)	0:25.28 [9] (0:12.52)	0:12.76 [10] (0:12.76)
Average Speed [km/h]	50.0	65.2	64.2	61.4	58.4	56.4
Top Speed [km/h]	65.6	66.0	65.9	63.4	59.6	58.7
Avg. Dist. to Rail [m]	7.4	2.7	4.6	4.1	4.7	4.7
Avg. Stride Freq. [Hz]	2.3	2.4	2.4	2.3	2.3	2.2
Avg. Stride Length [m]	6.1	7.7	7.5	7.4	7.2	7.1



- [] Ranking at each section and finish
- .-.- No data available at this section
- NA No data available



Horse/Jockey Name	Torrential
Final Rank	10
Fastest Section Time (Section)	0:11.19 (1000m)
Top Speed [km/h] (Section)	66.2 (Overall)
Race State	Finished



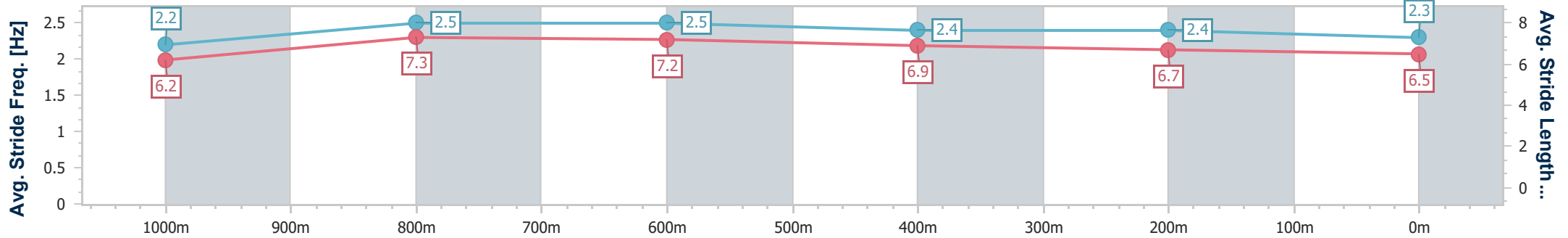
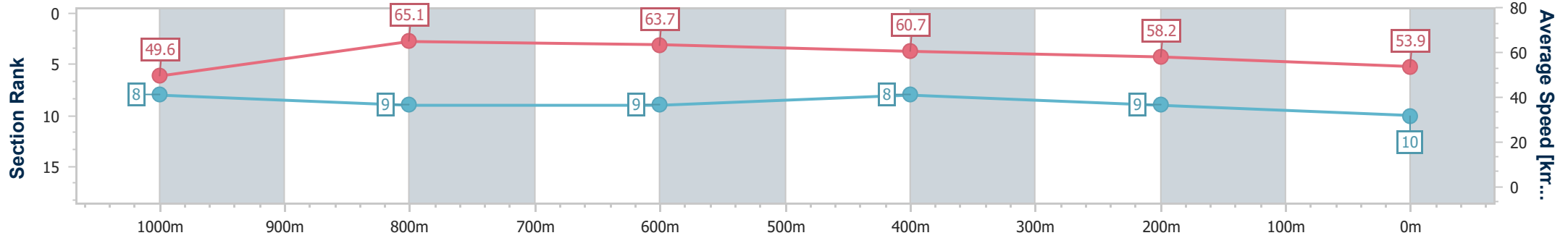
Toowoomba QLD Professional
Race 1: Tilly's Earthmoving Spare Parts Class 1 Handicap - 1200m



19 October 2024 - 17:06

Track Rating: Good 4, Weather: Fine, Rail Position: +4m Entire

Section	Overall	1000m	800m	600m	400m	200m
Section Times	1:14.61 [10] (0:14.52)	1:00.09 [8] (0:11.19)	0:48.90 [9] (0:11.29)	0:37.61 [9] (0:11.94)	0:25.67 [8] (0:12.34)	0:13.33 [9] (0:13.33)
Average Speed [km/h]	49.6	65.1	63.7	60.7	58.2	53.9
Top Speed [km/h]	66.2	66.1	64.6	62.9	60.1	57.0
Avg. Dist. to Rail [m]	2.0	2.3	0.5	0.9	0.5	1.0
Avg. Stride Freq. [Hz]	2.2	2.5	2.5	2.4	2.4	2.3
Avg. Stride Length [m]	6.2	7.3	7.2	6.9	6.7	6.5



- [] Ranking at each section and finish
- .-.- No data available at this section
- NA No data available



Toowoomba QLD Professional

Race 2: MAKTRANS QLD BM60 Handicap - 1100m

19 October 2024 - 17:42



Track Rating: Good 4, Weather: Fine, Rail Position: +4m Entire

Section		Overall	1000m	800m	600m	400m	200m	Last 600m					
Field Times		1:06.37 (0:08.47)	0:57.90 (0:10.58)	0:47.32 (0:11.25)	0:36.07 (0:11.78)	0:24.29 (0:11.87)	0:12.42 (0:12.42)	0:36.07					
Rank	TAB Horse/Jockey	Barrier	Top Speed [km/h]	Fastest Section	Margin							Distance Travelled [m]	
1	9 ROWDASH Olivia Kendal	1	66.7 800m	0:09.03 Overall	1:06.37 [1] (0:09.03)	0:57.34 [5] (0:10.88)	0:46.46 [5] (0:11.01)	0:35.45 [6] (0:11.73)	0:23.72 [6] (0:11.74)	0:11.98 [6] (0:11.98)	1:06.37	0:35.45	
2	3 DEVIL'S RITE Shania Willis	3	68.4 1000m	0:08.63 Overall	1:06.38 [2] (0:08.63)	0:57.75 [3] (0:10.76)	0:46.99 [3] (0:11.19)	0:35.80 [3] (0:11.69)	0:24.11 [3] (0:11.68)	0:12.43 [2] (0:12.43)	0.1L	0:35.80	+1
3	4 COMMAND APPROVED Chelsea Baker	7	70.2 1000m	0:08.51 Overall	1:06.65 [3] (0:08.51)	0:58.14 [2] (0:10.54)	0:47.60 [1] (0:11.25)	0:36.35 [1] (0:11.78)	0:24.57 [1] (0:11.87)	0:12.70 [1] (0:12.70)	1.6L	0:36.35	-1
4	7 FIERY RING Dylan Bennett	2	68.0 1000m	0:09.17 Overall	1:06.78 [4] (0:09.17)	0:57.61 [7] (0:10.79)	0:46.82 [6] (0:10.86)	0:35.96 [4] (0:11.64)	0:24.32 [4] (0:11.80)	0:12.52 [4] (0:12.52)	2.4L	0:35.96	-3
5	6 MACHINE HEAD Georgina Cartwright	5	67.1 1000m	0:08.47 Overall	1:06.80 [5] (0:08.47)	0:58.33 [1] (0:10.88)	0:47.45 [2] (0:11.20)	0:36.25 [2] (0:11.71)	0:24.54 [2] (0:11.94)	0:12.60 [3] (0:12.60)	2.5L	0:36.25	+5
6	1 FAST FUSION Melea Castle	6	67.5 800m	0:08.69 Overall	1:06.87 [6] (0:08.69)	0:58.18 [4] (0:11.12)	0:47.06 [4] (0:11.09)	0:35.97 [5] (0:11.59)	0:24.38 [5] (0:11.87)	0:12.51 [5] (0:12.51)	2.8L	0:35.97	+0
7	10 REACHOVER Kenji Yoshida	4	67.0 800m	0:09.16 Overall	1:07.25 [7] (0:09.16)	0:58.09 [6] (0:10.84)	0:47.25 [7] (0:10.94)	0:36.31 [7] (0:11.80)	0:24.51 [7] (0:12.04)	0:12.47 [7] (0:12.47)	5.1L	0:36.31	-2

Scratched: Husson's Revenge (#5), Suisse Scandal (#8), Vast Kama (#2)



Horse/Jockey Name	Rowdash
Final Rank	1
Fastest Section Time (Section)	0:09.03 (Overall)
Top Speed [km/h] (Section)	66.7 (800m)
Race State	Finished



Toowoomba QLD Professional

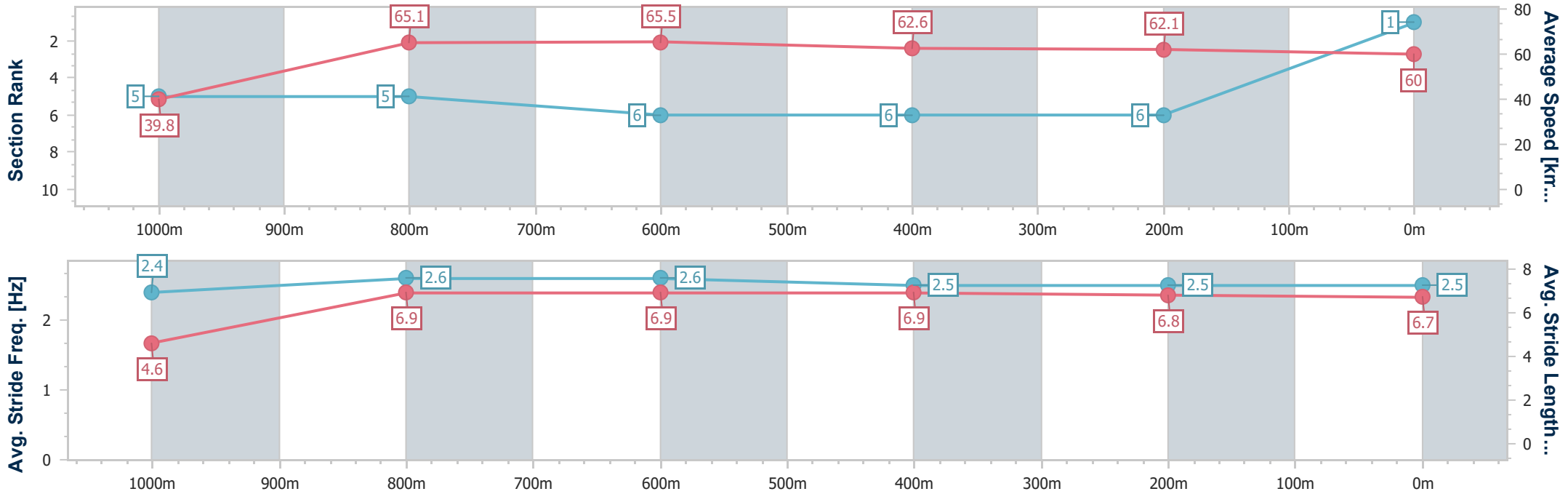
Race 2: MAKTRANS QLD BM60 Handicap - 1100m

19 October 2024 - 17:42



Track Rating: Good 4, Weather: Fine, Rail Position: +4m Entire

Section	Overall	1000m	800m	600m	400m	200m
Section Times	1:06.37 [1] (0:09.03)	0:57.34 [5] (0:10.88)	0:46.46 [5] (0:11.01)	0:35.45 [6] (0:11.73)	0:23.72 [6] (0:11.74)	0:11.98 [6] (0:11.98)
Average Speed [km/h]	39.8	65.1	65.5	62.6	62.1	60.0
Top Speed [km/h]	63.7	66.0	66.7	65.0	63.2	61.8
Avg. Dist. to Rail [m]	8.9	5.4	1.8	3.6	2.0	0.7
Avg. Stride Freq. [Hz]	2.4	2.6	2.6	2.5	2.5	2.5
Avg. Stride Length [m]	4.6	6.9	6.9	6.9	6.8	6.7



- [] Ranking at each section and finish
- .-.- No data available at this section
- NA No data available



Horse/Jockey Name	Devil's Rite
Final Rank	2
Fastest Section Time (Section)	0:08.63 (Overall)
Top Speed [km/h] (Section)	68.4 (1000m)
Race State	Finished



Toowoomba QLD Professional

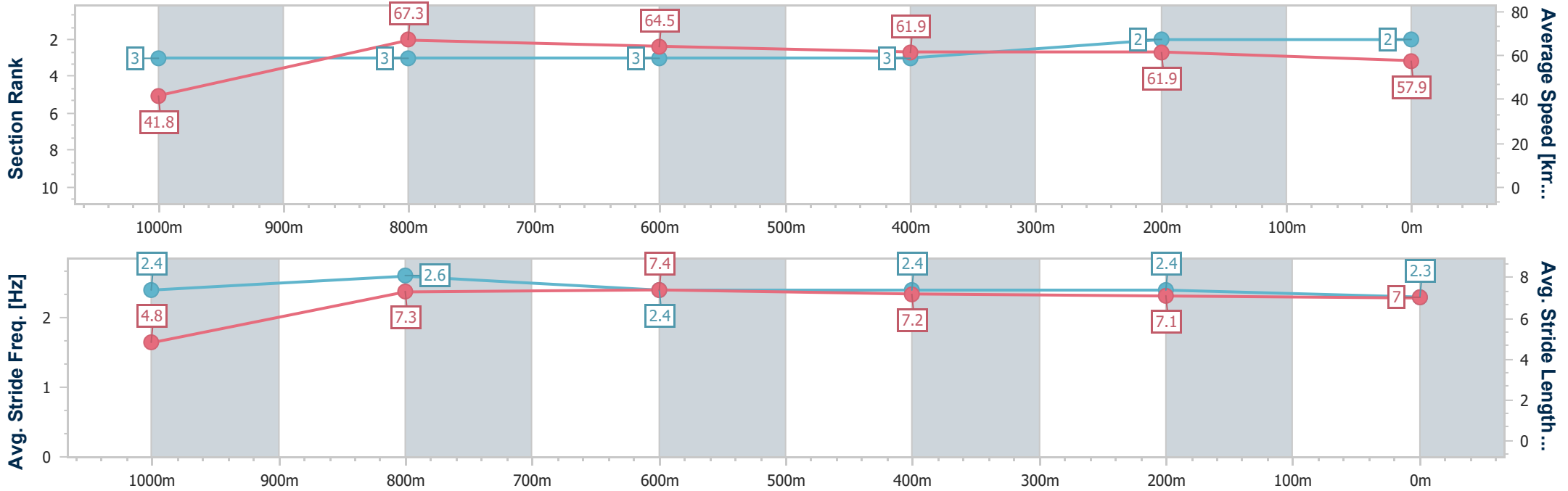
Race 2: MAKTRANS QLD BM60 Handicap - 1100m

19 October 2024 - 17:42



Track Rating: Good 4, Weather: Fine, Rail Position: +4m Entire

Section	Overall	1000m	800m	600m	400m	200m
Section Times	1:06.38 [2] (0:08.63)	0:57.75 [3] (0:10.76)	0:46.99 [3] (0:11.19)	0:35.80 [3] (0:11.69)	0:24.11 [3] (0:11.68)	0:12.43 [2] (0:12.43)
Average Speed [km/h]	41.8	67.3	64.5	61.9	61.9	57.9
Top Speed [km/h]	65.2	68.4	66.6	63.5	63.0	59.8
Avg. Dist. to Rail [m]	3.9	0.9	1.2	1.2	1.3	0.6
Avg. Stride Freq. [Hz]	2.4	2.6	2.4	2.4	2.4	2.3
Avg. Stride Length [m]	4.8	7.3	7.4	7.2	7.1	7.0



- [] Ranking at each section and finish
- .-.- No data available at this section
- NA No data available



Horse/Jockey Name	Command Approved
Final Rank	3
Fastest Section Time (Section)	0:08.51 (Overall)
Top Speed [km/h] (Section)	70.2 (1000m)
Race State	Finished



Toowoomba QLD Professional

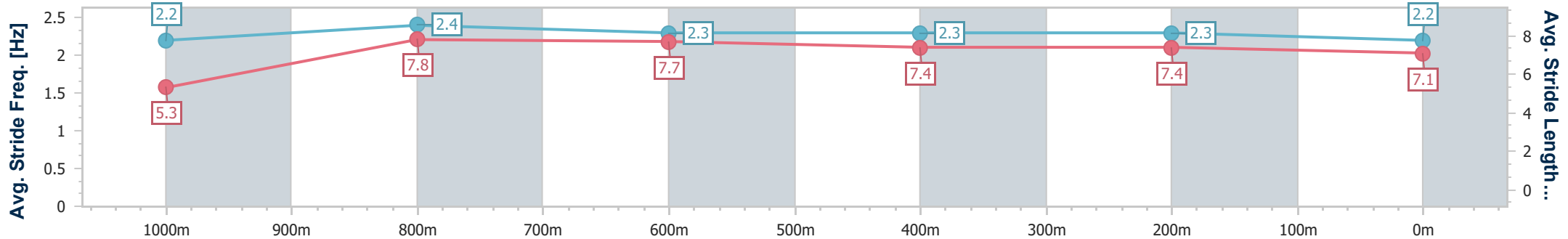
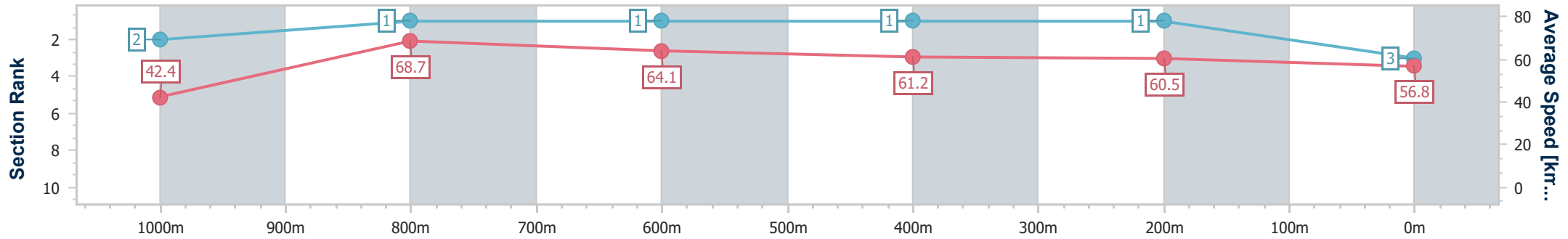
Race 2: MAKTRANS QLD BM60 Handicap - 1100m

19 October 2024 - 17:42



Track Rating: Good 4, Weather: Fine, Rail Position: +4m Entire

Section	Overall	1000m	800m	600m	400m	200m
Section Times	1:06.65 [3] (0:08.51)	0:58.14 [2] (0:10.54)	0:47.60 [1] (0:11.25)	0:36.35 [1] (0:11.78)	0:24.57 [1] (0:11.87)	0:12.70 [1] (0:12.70)
Average Speed [km/h]	42.4	68.7	64.1	61.2	60.5	56.8
Top Speed [km/h]	66.8	70.2	66.5	62.6	62.0	58.7
Avg. Dist. to Rail [m]	7.0	1.5	0.5	0.6	0.3	1.6
Avg. Stride Freq. [Hz]	2.2	2.4	2.3	2.3	2.3	2.2
Avg. Stride Length [m]	5.3	7.8	7.7	7.4	7.4	7.1



- [] Ranking at each section and finish
- .-.- No data available at this section
- NA No data available



Horse/Jockey Name	Fiery Ring
Final Rank	4
Fastest Section Time (Section)	0:09.17 (Overall)
Top Speed [km/h] (Section)	68.0 (1000m)
Race State	Finished



Toowoomba QLD Professional

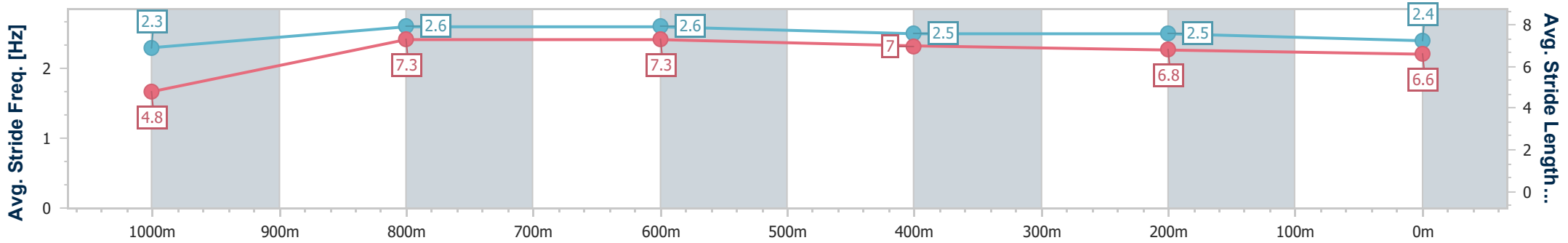
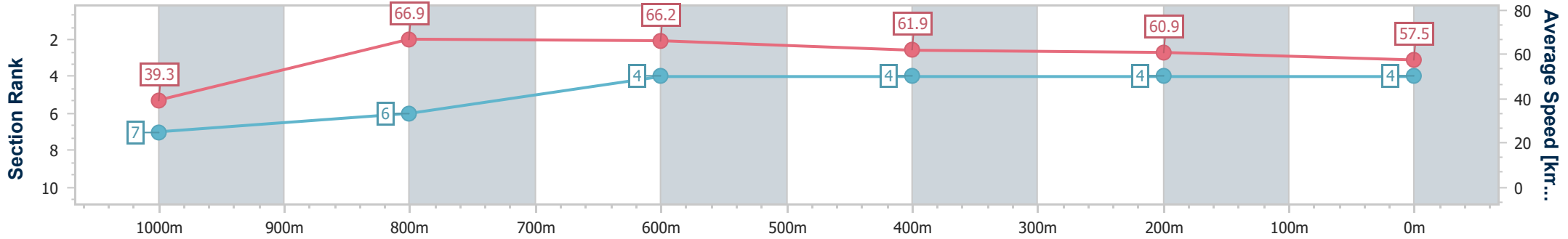
Race 2: MAKTRANS QLD BM60 Handicap - 1100m

19 October 2024 - 17:42



Track Rating: Good 4, Weather: Fine, Rail Position: +4m Entire

Section	Overall	1000m	800m	600m	400m	200m
Section Times	1:06.78 [4] (0:09.17)	0:57.61 [7] (0:10.79)	0:46.82 [6] (0:10.86)	0:35.96 [4] (0:11.64)	0:24.32 [4] (0:11.80)	0:12.52 [4] (0:12.52)
Average Speed [km/h]	39.3	66.9	66.2	61.9	60.9	57.5
Top Speed [km/h]	65.6	68.0	68.0	66.4	61.5	59.4
Avg. Dist. to Rail [m]	6.7	1.2	0.4	0.3	0.9	1.6
Avg. Stride Freq. [Hz]	2.3	2.6	2.6	2.5	2.5	2.4
Avg. Stride Length [m]	4.8	7.3	7.3	7.0	6.8	6.6



- [] Ranking at each section and finish
- .-.- No data available at this section
- NA No data available



Horse/Jockey Name	Machine Head
Final Rank	5
Fastest Section Time (Section)	0:08.47 (Overall)
Top Speed [km/h] (Section)	67.1 (1000m)
Race State	Finished



Toowoomba QLD Professional

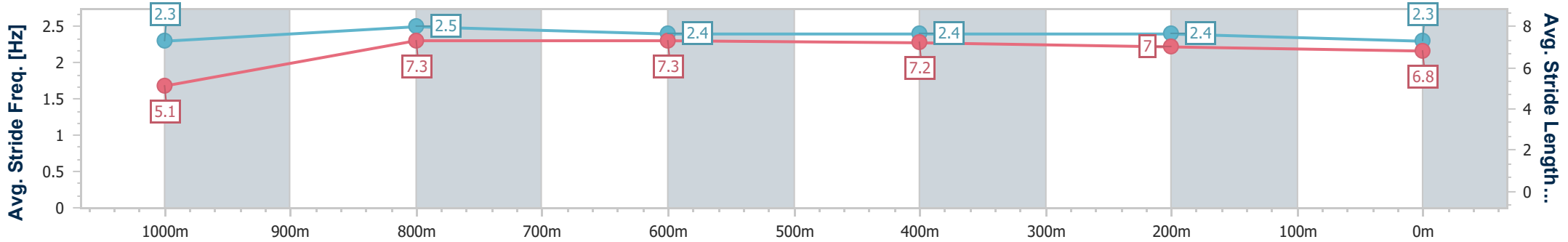
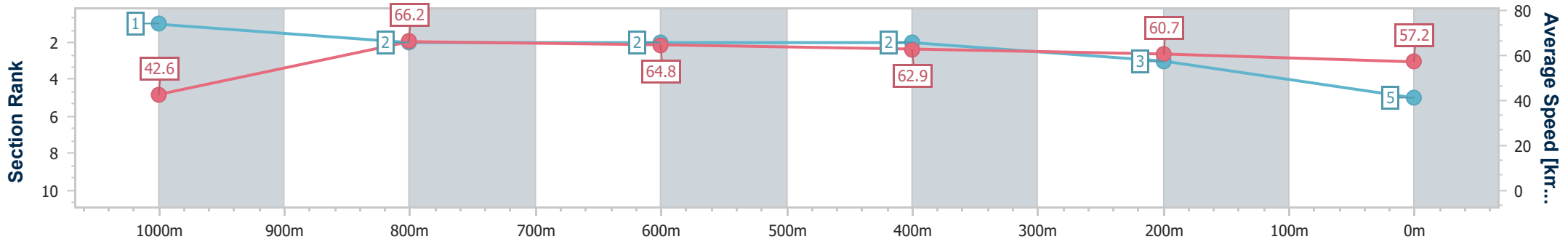
Race 2: MAKTRANS QLD BM60 Handicap - 1100m

19 October 2024 - 17:42



Track Rating: Good 4, Weather: Fine, Rail Position: +4m Entire

Section	Overall	1000m	800m	600m	400m	200m
Section Times	1:06.80 [5] (0:08.47)	0:58.33 [1] (0:10.88)	0:47.45 [2] (0:11.20)	0:36.25 [2] (0:11.71)	0:24.54 [2] (0:11.94)	0:12.60 [3] (0:12.60)
Average Speed [km/h]	42.6	66.2	64.8	62.9	60.7	57.2
Top Speed [km/h]	65.4	67.1	66.9	64.3	63.2	59.2
Avg. Dist. to Rail [m]	4.9	1.3	3.4	3.7	3.1	2.4
Avg. Stride Freq. [Hz]	2.3	2.5	2.4	2.4	2.4	2.3
Avg. Stride Length [m]	5.1	7.3	7.3	7.2	7.0	6.8



- [] Ranking at each section and finish
- .-.- No data available at this section
- NA No data available



Horse/Jockey Name	Fast Fusion
Final Rank	6
Fastest Section Time (Section)	0:08.69 (Overall)
Top Speed [km/h] (Section)	67.5 (800m)
Race State	Finished



Toowoomba QLD Professional

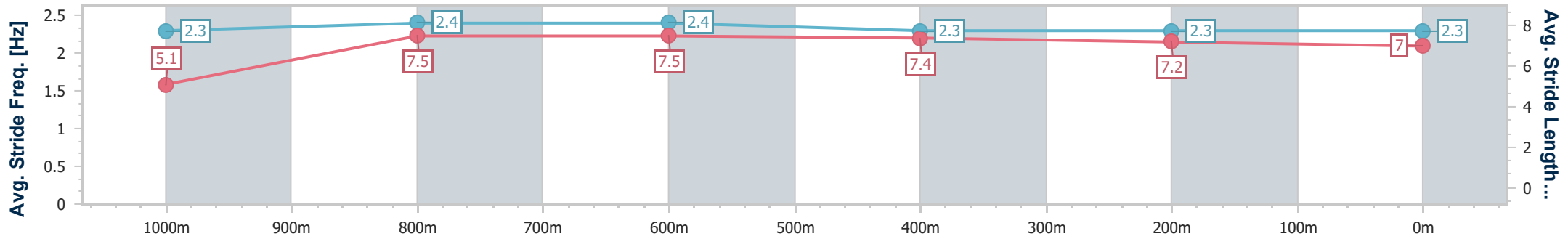
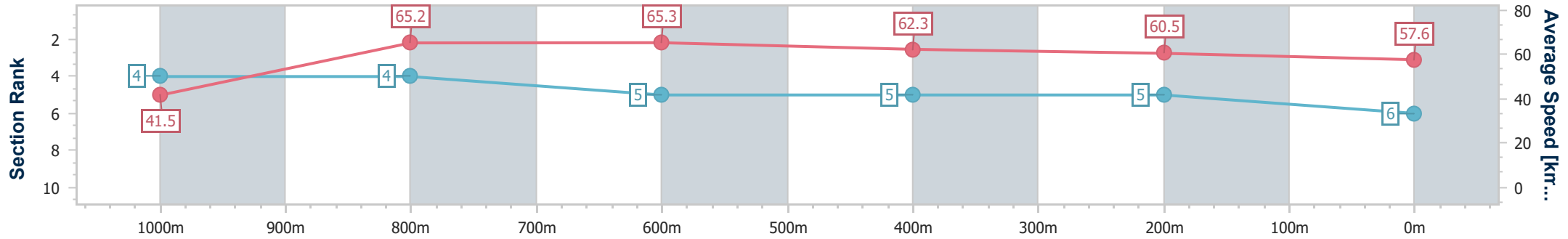
Race 2: MAKTRANS QLD BM60 Handicap - 1100m

19 October 2024 - 17:42



Track Rating: Good 4, Weather: Fine, Rail Position: +4m Entire

Section	Overall	1000m	800m	600m	400m	200m
Section Times	1:06.87 [6] (0:08.69)	0:58.18 [4] (0:11.12)	0:47.06 [4] (0:11.09)	0:35.97 [5] (0:11.59)	0:24.38 [5] (0:11.87)	0:12.51 [5] (0:12.51)
Average Speed [km/h]	41.5	65.2	65.3	62.3	60.5	57.6
Top Speed [km/h]	62.4	66.7	67.5	64.1	61.9	59.0
Avg. Dist. to Rail [m]	6.2	2.1	2.3	0.3	0.4	0.5
Avg. Stride Freq. [Hz]	2.3	2.4	2.4	2.3	2.3	2.3
Avg. Stride Length [m]	5.1	7.5	7.5	7.4	7.2	7.0



- [] Ranking at each section and finish
- .-.- No data available at this section
- NA No data available



Horse/Jockey Name	Reachover
Final Rank	7
Fastest Section Time (Section)	0:09.16 (Overall)
Top Speed [km/h] (Section)	67.0 (800m)
Race State	Finished



Toowoomba QLD Professional

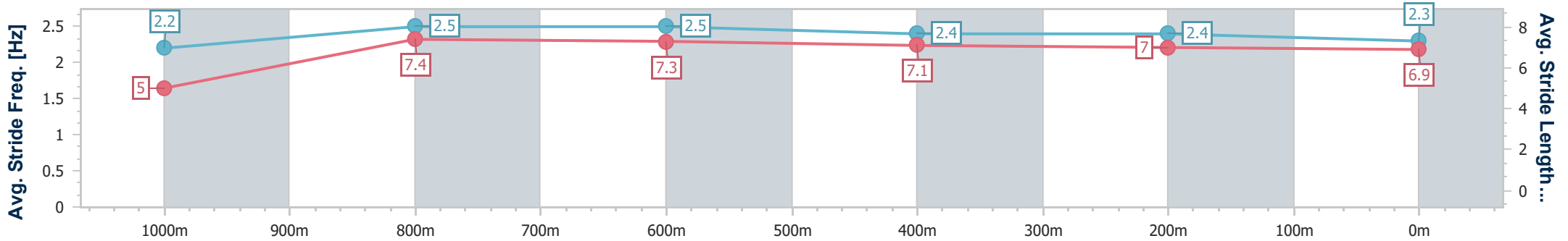
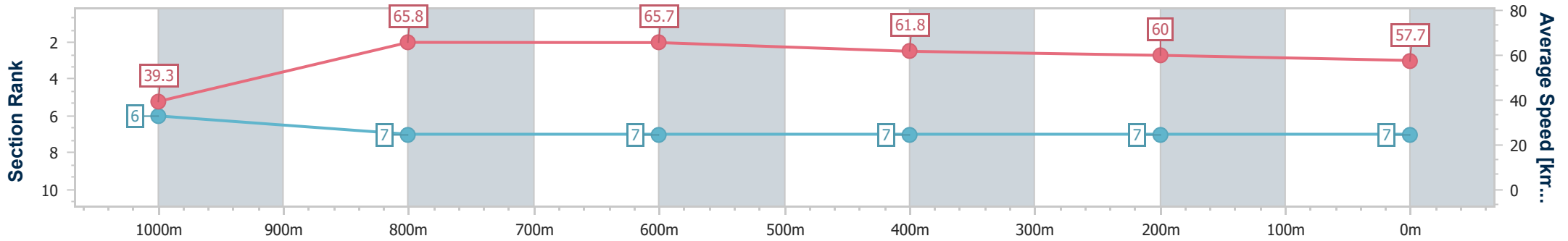
Race 2: MAKTRANS QLD BM60 Handicap - 1100m

19 October 2024 - 17:42



Track Rating: Good 4, Weather: Fine, Rail Position: +4m Entire

Section	Overall	1000m	800m	600m	400m	200m
Section Times	1:07.25 [7] (0:09.16)	0:58.09 [6] (0:10.84)	0:47.25 [7] (0:10.94)	0:36.31 [7] (0:11.80)	0:24.51 [7] (0:12.04)	0:12.47 [7] (0:12.47)
Average Speed [km/h]	39.3	65.8	65.7	61.8	60.0	57.7
Top Speed [km/h]	63.9	66.9	67.0	64.3	61.2	59.6
Avg. Dist. to Rail [m]	2.9	1.7	1.2	2.2	1.9	2.2
Avg. Stride Freq. [Hz]	2.2	2.5	2.5	2.4	2.4	2.3
Avg. Stride Length [m]	5.0	7.4	7.3	7.1	7.0	6.9



- [] Ranking at each section and finish
- .-.- No data available at this section
- NA No data available



Toowoomba QLD Professional

Race 3: Carrington Road Bakeaway Maiden Handicap - 1000m

19 October 2024 - 18:12



Track Rating: Good 3, Weather: Fine, Rail Position: +4m Entire

Section											Last 600m	
Field Times		Overall	800m	600m	400m	200m						0:35.34
		1:00.36 (0:14.22)	0:46.14 (0:10.80)	0:35.34 (0:11.52)	0:23.82 (0:12.16)	0:11.66 (0:11.66)						
Rank	TAB	Horse/Jockey	Barrier	Top Speed [km/h]	Fastest Section						Margin	Distance Travelled [m]
1	19	STELLER EAGLE Rob Thorburn	2	66.6 800m	0:10.86 800m	1:00.36 [1] (0:14.60)	0:45.76 [5] (0:10.86)	0:34.90 [5] (0:11.53)	0:23.37 [4] (0:11.86)	0:11.51 [4] (0:11.51)	1:00.36	0:34.90
2	8	ORIENTE Nozi Tomizawa	5	68.2 800m	0:10.93 800m	1:00.62 [2] (0:14.22)	0:46.40 [1] (0:10.93)	0:35.47 [2] (0:11.57)	0:23.90 [2] (0:11.98)	0:11.92 [1] (0:11.92)	1.3L	0:35.47 +9
3	12	CAPITAL BEAUTY Luke Tarrant	8	66.4 Overall	0:11.05 800m	1:00.62 [3] (0:14.84)	0:45.78 [9] (0:11.05)	0:34.73 [9] (0:11.53)	0:23.20 [9] (0:11.49)	0:11.71 [5] (0:11.71)	1.4L	0:34.73 +7
4	11	SHE'S GOT LYRICS Chelsea Baker	6	67.2 800m	0:10.89 800m	1:00.72 [4] (0:14.63)	0:46.09 [6] (0:10.89)	0:35.20 [6] (0:11.76)	0:23.44 [7] (0:11.83)	0:11.61 [7] (0:11.61)	1.9L	0:35.20 +11
5	15	KOOL BRUCE Melea Castle	3	68.7 800m	0:10.86 800m	1:00.79 [5] (0:14.45)	0:46.34 [3] (0:10.86)	0:35.48 [3] (0:11.63)	0:23.85 [3] (0:11.78)	0:12.07 [2] (0:12.07)	2.3L	0:35.48 +5
6	14	FRODASH Les Tilley	4	67.4 Overall	0:11.00 800m	1:01.01 [6] (0:14.67)	0:46.34 [7] (0:11.00)	0:35.34 [7] (0:11.50)	0:23.84 [6] (0:11.87)	0:11.97 [6] (0:11.97)	3.6L	0:35.34 +10
7	3	POWIAS Georgina Cartwright	1	68.1 800m	0:10.80 800m	1:01.12 [7] (0:14.22)	0:46.90 [2] (0:10.80)	0:36.10 [1] (0:11.52)	0:24.58 [1] (0:12.25)	0:12.33 [3] (0:12.33)	4.1L	0:36.10 +7
8	13	ALZURRI Karl Zechner	7	65.8 800m	0:11.10 800m	1:01.90 [8] (0:14.70)	0:47.20 [8] (0:11.10)	0:36.10 [8] (0:11.55)	0:24.55 [8] (0:12.19)	0:12.36 [9] (0:12.36)	8.6L	0:36.10 +10
9	7	DETERMINED EMPRESS Olivia Kendal	9	67.4 800m	0:10.95 800m	1:02.38 [9] (0:14.50)	0:47.88 [4] (0:10.95)	0:36.93 [4] (0:11.64)	0:25.29 [5] (0:12.36)	0:12.93 [8] (0:12.93)	11.4L	0:36.93 +12

Scratched: Wicked Winney (#9), Mad Mission (#10), Towers Hill (#4), Hydros (#17), The Bigbang Theory (#18), Summer Bride (#20), Dun With Roses (#1), He Goes Boom (#2), Kinross Lane (#5), Colonel Park

[] Ranking at each section and finish
 -:-:- No data available at this section
 NA No data available

SCN Saddle cloth number
 DNF Did not finish
 DNT Did not track



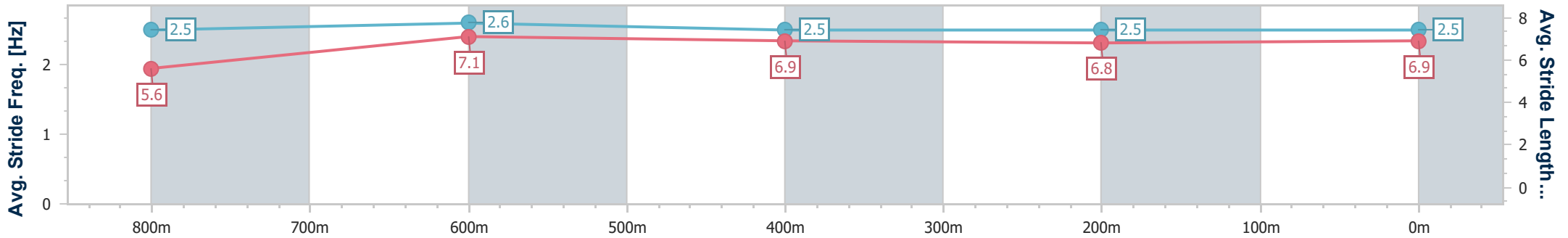
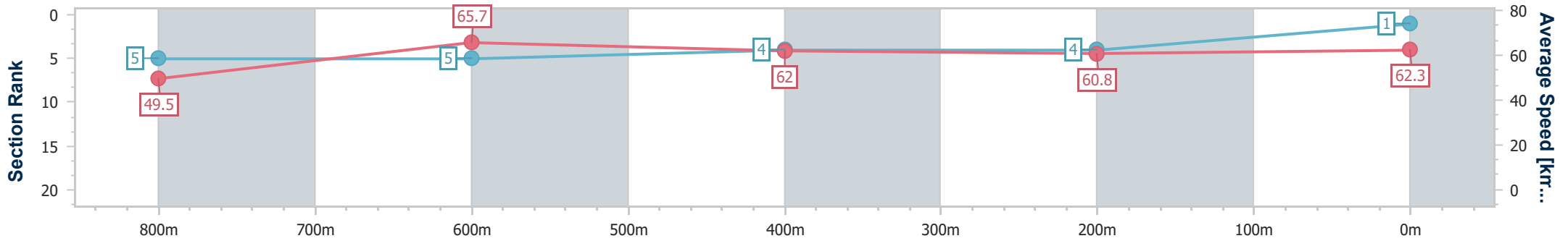
Horse/Jockey Name	Steller Eagle
Final Rank	1
Fastest Section Time (Section)	0:10.86 (800m)
Top Speed [km/h] (Section)	66.6 (800m)
Race State	Finished



Toowoomba QLD Professional
 Race 3: Carrington Road Bakeaway Maiden Handicap - 1000m
 19 October 2024 - 18:12
 Track Rating: Good 3, Weather: Fine, Rail Position: +4m Entire



Section	Overall	800m	600m	400m	200m
Section Times	1:00.36 [1] (0:14.60)	0:45.76 [5] (0:10.86)	0:34.90 [5] (0:11.53)	0:23.37 [4] (0:11.86)	0:11.51 [4] (0:11.51)
Average Speed [km/h]	49.5	65.7	62.0	60.8	62.3
Top Speed [km/h]	66.5	66.6	66.0	61.9	63.1
Avg. Dist. to Rail [m]	2.8	1.7	1.0	0.6	0.6
Avg. Stride Freq. [Hz]	2.5	2.6	2.5	2.5	2.5
Avg. Stride Length [m]	5.6	7.1	6.9	6.8	6.9



- [] Ranking at each section and finish
- .-.- No data available at this section
- NA No data available



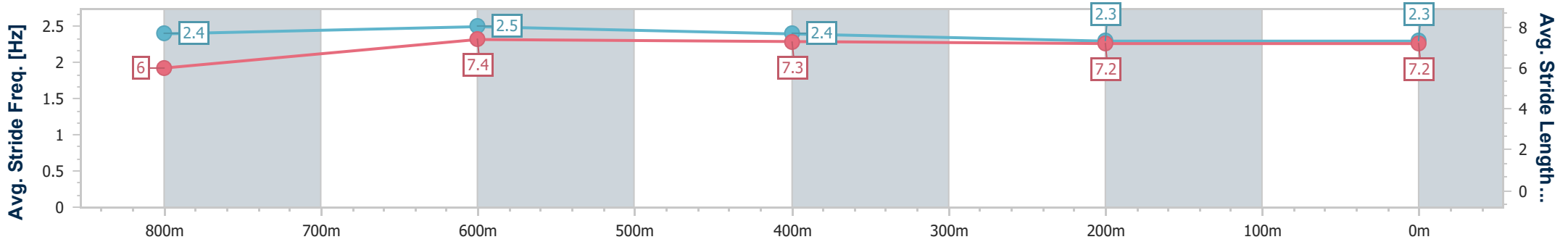
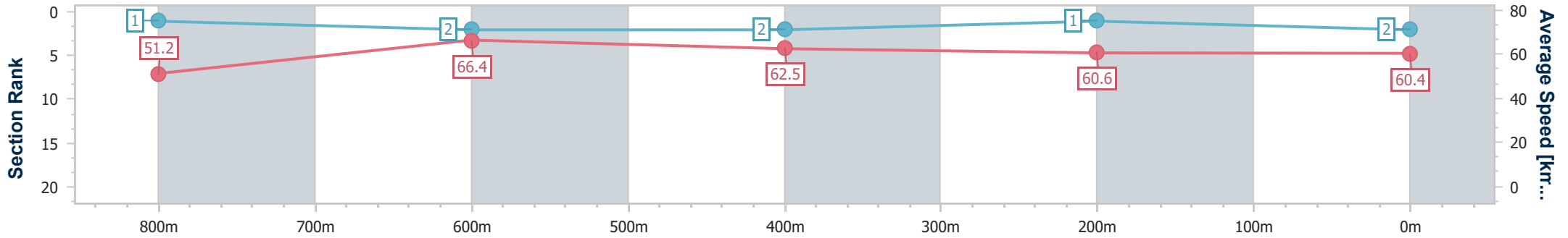
Horse/Jockey Name	Oriente
Final Rank	2
Fastest Section Time (Section)	0:10.93 (800m)
Top Speed [km/h] (Section)	68.2 (800m)
Race State	Finished



Toowoomba QLD Professional
 Race 3: Carrington Road Bakeaway Maiden Handicap - 1000m
 19 October 2024 - 18:12
 Track Rating: Good 3, Weather: Fine, Rail Position: +4m Entire



Section	Overall	800m	600m	400m	200m
Section Times	1:00.62 [2] (0:14.22)	0:46.40 [1] (0:10.93)	0:35.47 [2] (0:11.57)	0:23.90 [2] (0:11.98)	0:11.92 [1] (0:11.92)
Average Speed [km/h]	51.2	66.4	62.5	60.6	60.4
Top Speed [km/h]	67.8	68.2	65.2	61.0	61.1
Avg. Dist. to Rail [m]	6.1	2.2	1.0	1.9	2.0
Avg. Stride Freq. [Hz]	2.4	2.5	2.4	2.3	2.3
Avg. Stride Length [m]	6.0	7.4	7.3	7.2	7.2



- [] Ranking at each section and finish
- .-.- No data available at this section
- NA No data available



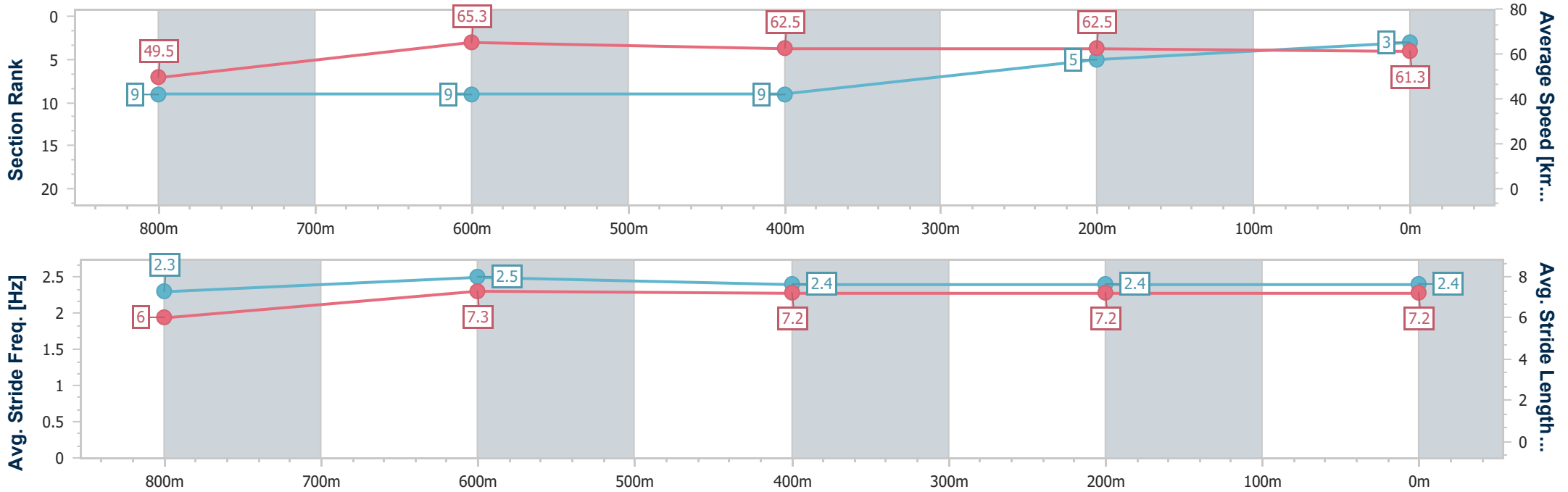
Horse/Jockey Name	Capital Beauty
Final Rank	3
Fastest Section Time (Section)	0:11.05 (800m)
Top Speed [km/h] (Section)	66.4 (Overall)
Race State	Finished



Toowoomba QLD Professional
 Race 3: Carrington Road Bakeaway Maiden Handicap - 1000m
 19 October 2024 - 18:12
 Track Rating: Good 3, Weather: Fine, Rail Position: +4m Entire



Section	Overall	800m	600m	400m	200m
Section Times	1:00.62 [3] (0:14.84)	0:45.78 [9] (0:11.05)	0:34.73 [9] (0:11.53)	0:23.20 [9] (0:11.49)	0:11.71 [5] (0:11.71)
Average Speed [km/h]	49.5	65.3	62.5	62.5	61.3
Top Speed [km/h]	66.4	66.3	64.8	64.1	62.0
Avg. Dist. to Rail [m]	8.2	1.4	0.7	1.1	2.1
Avg. Stride Freq. [Hz]	2.3	2.5	2.4	2.4	2.4
Avg. Stride Length [m]	6.0	7.3	7.2	7.2	7.2



- [] Ranking at each section and finish
- .-.- No data available at this section
- NA No data available



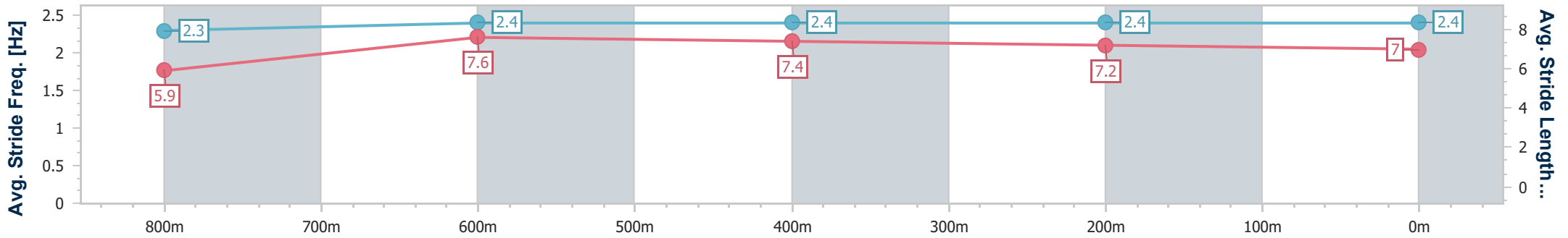
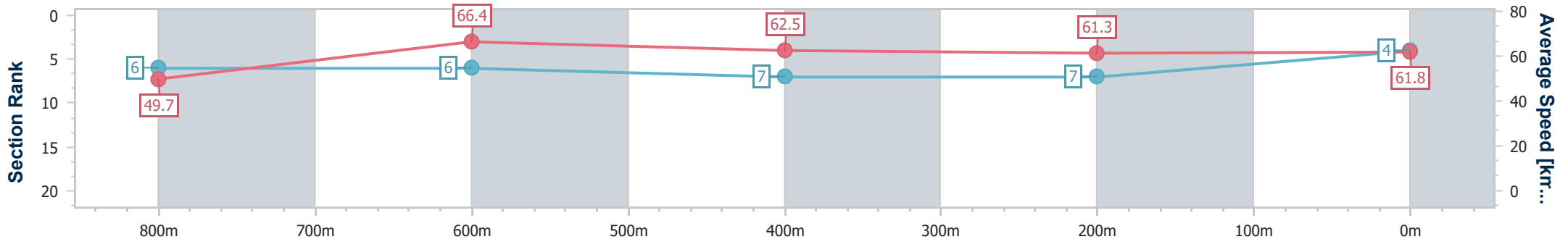
Horse/Jockey Name	She's Got Lyrics
Final Rank	4
Fastest Section Time (Section)	0:10.89 (800m)
Top Speed [km/h] (Section)	67.2 (800m)
Race State	Finished



Toowoomba QLD Professional
 Race 3: Carrington Road Bakeaway Maiden Handicap - 1000m
 19 October 2024 - 18:12
 Track Rating: Good 3, Weather: Fine, Rail Position: +4m Entire



Section	Overall	800m	600m	400m	200m
Section Times	1:00.72 [4] (0:14.63)	0:46.09 [6] (0:10.89)	0:35.20 [6] (0:11.76)	0:23.44 [7] (0:11.83)	0:11.61 [7] (0:11.61)
Average Speed [km/h]	49.7	66.4	62.5	61.3	61.8
Top Speed [km/h]	67.0	67.2	65.5	63.5	62.8
Avg. Dist. to Rail [m]	4.8	2.2	3.6	2.1	4.7
Avg. Stride Freq. [Hz]	2.3	2.4	2.4	2.4	2.4
Avg. Stride Length [m]	5.9	7.6	7.4	7.2	7.0



- [] Ranking at each section and finish
- .-.- No data available at this section
- NA No data available



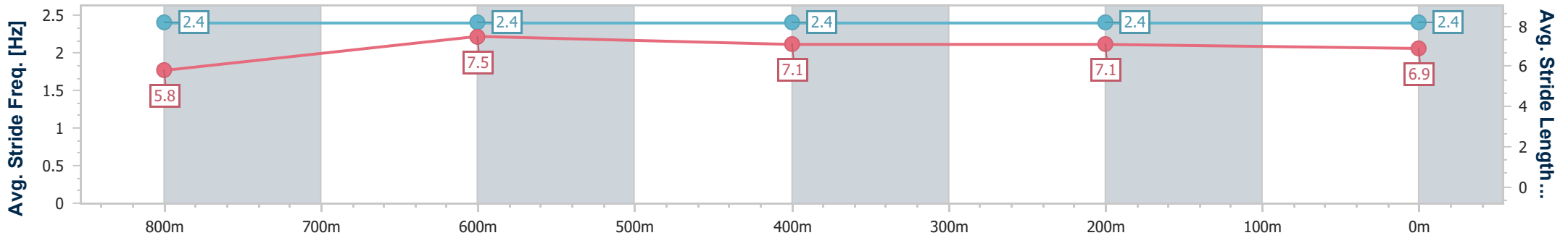
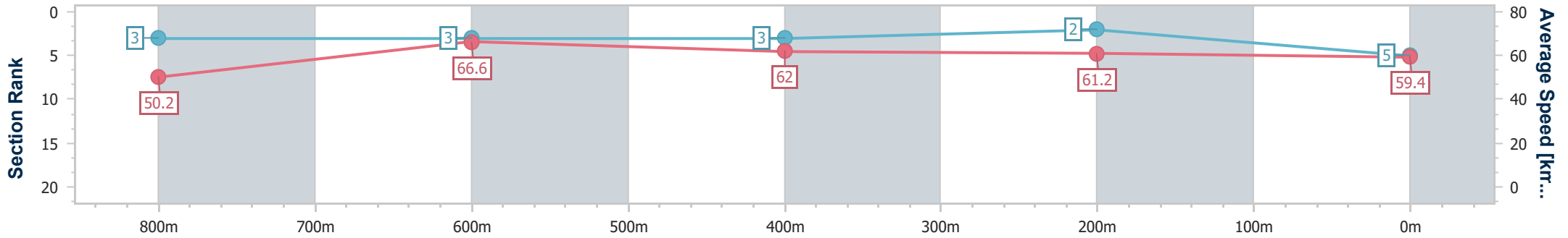
Horse/Jockey Name	Kool Bruce
Final Rank	5
Fastest Section Time (Section)	0:10.86 (800m)
Top Speed [km/h] (Section)	68.7 (800m)
Race State	Finished



Toowoomba QLD Professional
 Race 3: Carrington Road Bakeaway Maiden Handicap - 1000m
 19 October 2024 - 18:12
 Track Rating: Good 3, Weather: Fine, Rail Position: +4m Entire



Section	Overall	800m	600m	400m	200m
Section Times	1:00.79 [5] (0:14.45)	0:46.34 [3] (0:10.86)	0:35.48 [3] (0:11.63)	0:23.85 [3] (0:11.78)	0:12.07 [2] (0:12.07)
Average Speed [km/h]	50.2	66.6	62.0	61.2	59.4
Top Speed [km/h]	68.7	68.7	64.7	62.3	61.2
Avg. Dist. to Rail [m]	5.6	0.8	0.2	1.8	3.4
Avg. Stride Freq. [Hz]	2.4	2.4	2.4	2.4	2.4
Avg. Stride Length [m]	5.8	7.5	7.1	7.1	6.9



- [] Ranking at each section and finish
- .-.- No data available at this section
- NA No data available



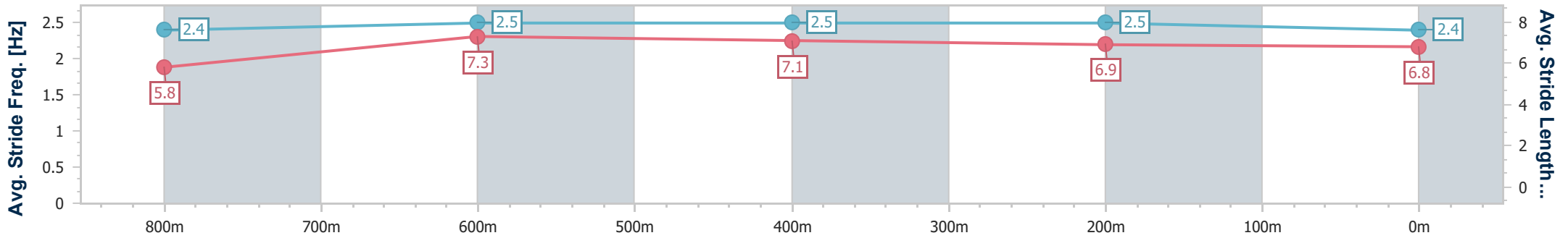
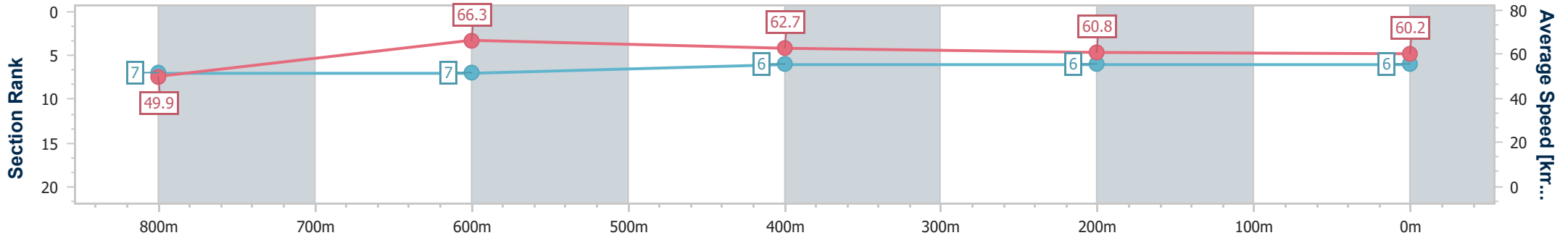
Horse/Jockey Name	Frodash
Final Rank	6
Fastest Section Time (Section)	0:11.00 (800m)
Top Speed [km/h] (Section)	67.4 (Overall)
Race State	Finished



Toowoomba QLD Professional
 Race 3: Carrington Road Bakeaway Maiden Handicap - 1000m
 19 October 2024 - 18:12
 Track Rating: Good 3, Weather: Fine, Rail Position: +4m Entire



Section	Overall	800m	600m	400m	200m
Section Times	1:01.01 [6] (0:14.67)	0:46.34 [7] (0:11.00)	0:35.34 [7] (0:11.50)	0:23.84 [6] (0:11.87)	0:11.97 [6] (0:11.97)
Average Speed [km/h]	49.9	66.3	62.7	60.8	60.2
Top Speed [km/h]	67.4	67.0	65.5	62.0	62.5
Avg. Dist. to Rail [m]	8.4	2.7	0.9	2.2	4.7
Avg. Stride Freq. [Hz]	2.4	2.5	2.5	2.5	2.4
Avg. Stride Length [m]	5.8	7.3	7.1	6.9	6.8



- [] Ranking at each section and finish
- .-.- No data available at this section
- NA No data available



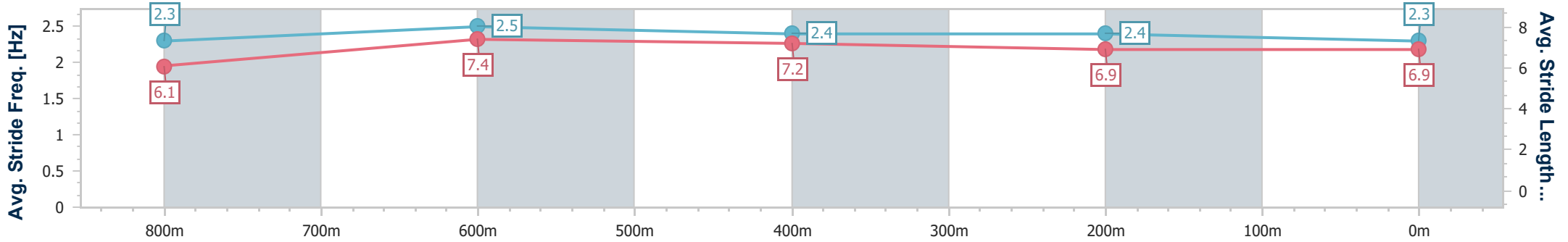
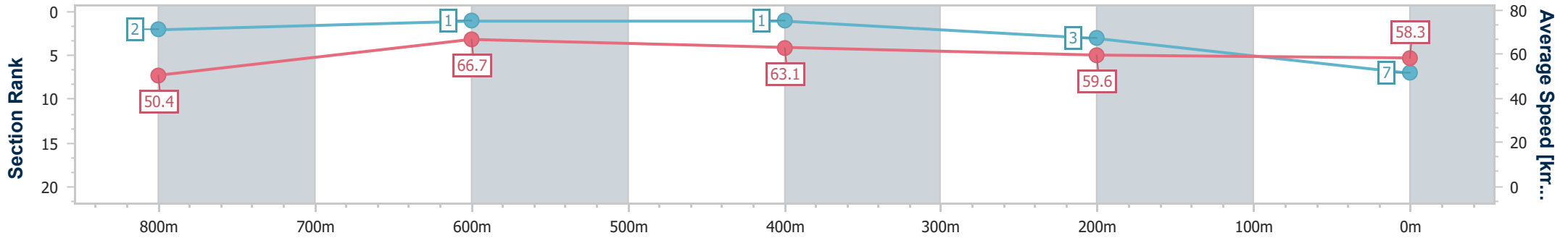
Horse/Jockey Name	Powias
Final Rank	7
Fastest Section Time (Section)	0:10.80 (800m)
Top Speed [km/h] (Section)	68.1 (800m)
Race State	Finished



Toowoomba QLD Professional
 Race 3: Carrington Road Bakeaway Maiden Handicap - 1000m
 19 October 2024 - 18:12
 Track Rating: Good 3, Weather: Fine, Rail Position: +4m Entire



Section	Overall	800m	600m	400m	200m
Section Times	1:01.12 [7] (0:14.22)	0:46.90 [2] (0:10.80)	0:36.10 [1] (0:11.52)	0:24.58 [1] (0:12.25)	0:12.33 [3] (0:12.33)
Average Speed [km/h]	50.4	66.7	63.1	59.6	58.3
Top Speed [km/h]	67.0	68.1	64.5	61.3	61.2
Avg. Dist. to Rail [m]	2.2	2.1	1.8	3.7	2.8
Avg. Stride Freq. [Hz]	2.3	2.5	2.4	2.4	2.3
Avg. Stride Length [m]	6.1	7.4	7.2	6.9	6.9



- [] Ranking at each section and finish
- .-.- No data available at this section
- NA No data available



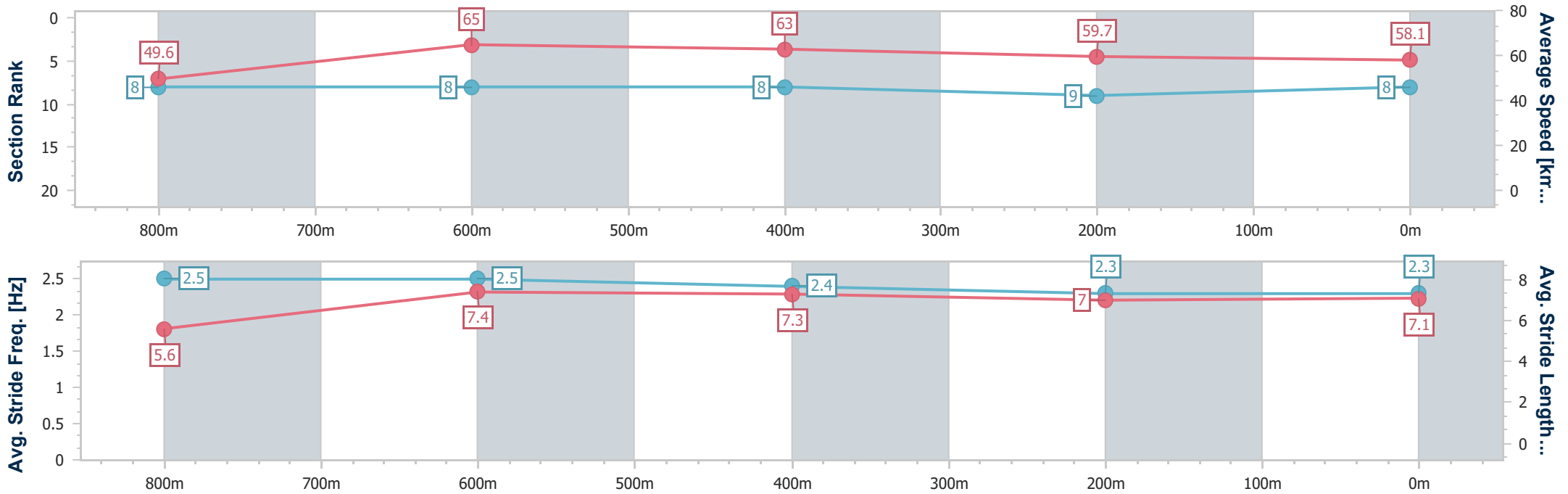
Horse/Jockey Name	Alzurri
Final Rank	8
Fastest Section Time (Section)	0:11.10 (800m)
Top Speed [km/h] (Section)	65.8 (800m)
Race State	Finished



Toowoomba QLD Professional
 Race 3: Carrington Road Bakeaway Maiden Handicap - 1000m
 19 October 2024 - 18:12
 Track Rating: Good 3, Weather: Fine, Rail Position: +4m Entire



Section	Overall	800m	600m	400m	200m
Section Times	1:01.90 [8] (0:14.70)	0:47.20 [8] (0:11.10)	0:36.10 [8] (0:11.55)	0:24.55 [8] (0:12.19)	0:12.36 [9] (0:12.36)
Average Speed [km/h]	49.6	65.0	63.0	59.7	58.1
Top Speed [km/h]	65.7	65.8	65.3	62.4	58.8
Avg. Dist. to Rail [m]	6.3	1.0	1.9	3.6	3.7
Avg. Stride Freq. [Hz]	2.5	2.5	2.4	2.3	2.3
Avg. Stride Length [m]	5.6	7.4	7.3	7.0	7.1



- [] Ranking at each section and finish
- .-.- No data available at this section
- NA No data available



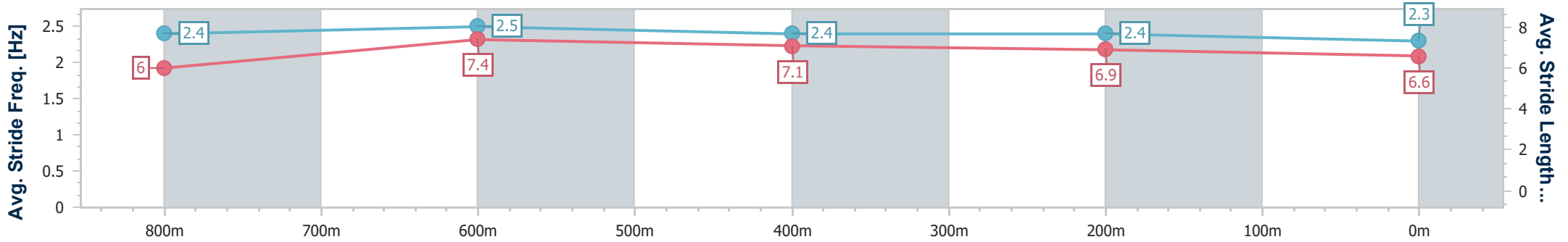
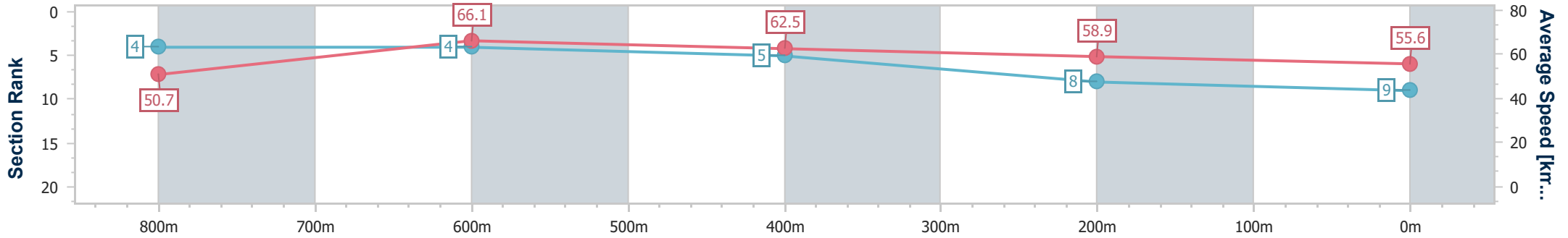
Horse/Jockey Name	Determined Empress
Final Rank	9
Fastest Section Time (Section)	0:10.95 (800m)
Top Speed [km/h] (Section)	67.4 (800m)
Race State	Finished



Toowoomba QLD Professional
 Race 3: Carrington Road Bakeaway Maiden Handicap - 1000m
 19 October 2024 - 18:12
 Track Rating: Good 3, Weather: Fine, Rail Position: +4m Entire



Section	Overall	800m	600m	400m	200m
Section Times	1:02.38 [9] (0:14.50)	0:47.88 [4] (0:10.95)	0:36.93 [4] (0:11.64)	0:25.29 [5] (0:12.36)	0:12.93 [8] (0:12.93)
Average Speed [km/h]	50.7	66.1	62.5	58.9	55.6
Top Speed [km/h]	67.0	67.4	64.6	60.2	57.9
Avg. Dist. to Rail [m]	8.9	2.1	2.0	2.5	1.0
Avg. Stride Freq. [Hz]	2.4	2.5	2.4	2.4	2.3
Avg. Stride Length [m]	6.0	7.4	7.1	6.9	6.6



- [] Ranking at each section and finish
- .-.- No data available at this section
- NA No data available



Toowoomba QLD Professional

Race 4: Toowoomba Truck Spares BM70 Handicap - 1000m

19 October 2024 - 18:46



Track Rating: Good 3 , Weather: Fine, Rail Position: +4m Entire

Section		Overall	800m	600m	400m	200m	Last 600m					
Field Times		0:59.31 (0:14.00)	0:45.31 (0:10.93)	0:34.38 (0:11.12)	0:23.26 (0:11.48)	0:11.78 (0:11.78)	0:34.38					
Rank	TAB Horse/Jockey	Barrier	Top Speed [km/h]	Fastest Section	Margin					Distance Travelled [m]		
1	1 GROOVIN' THE MOO Olivia Kendal	5	67.1 600m	0:10.90 600m	0:59.31 [1] (0:14.53)	0:44.78 [4] (0:10.95)	0:33.83 [4] (0:10.90)	0:22.93 [4] (0:11.31)	0:11.62 [4] (0:11.62)	0:59.31	0:33.83	
2	7 GROOMED Les Tilley	4	66.8 800m	0:10.92 600m	0:59.44 [2] (0:14.81)	0:44.63 [6] (0:10.99)	0:33.64 [6] (0:10.92)	0:22.72 [5] (0:11.21)	0:11.51 [6] (0:11.51)	0.8L	0:33.64	+3
3	9 KWAMI Kenji Yoshida	3	68.6 Overall	0:10.90 800m	0:59.46 [3] (0:14.26)	0:45.20 [2] (0:10.90)	0:34.30 [2] (0:10.91)	0:23.39 [2] (0:11.46)	0:11.93 [1] (0:11.93)	0.9L	0:34.30	+1
4	8 COPPER SUNSET Luke Tarrant	1	67.4 800m	0:11.04 800m	0:59.57 [4] (0:14.65)	0:44.92 [5] (0:11.04)	0:33.88 [5] (0:11.04)	0:22.84 [6] (0:11.12)	0:11.72 [5] (0:11.72)	1.4L	0:33.88	-6
5	6 PARTY SPIRIT Chelsea Baker	6	68.7 800m	0:10.82 800m	0:59.58 [5] (0:14.36)	0:45.22 [3] (0:10.82)	0:34.40 [3] (0:11.10)	0:23.30 [3] (0:11.34)	0:11.96 [2] (0:11.96)	1.5L	0:34.40	+3
6	5 TOKYO SINS Dylan Bennett	2	67.6 600m	0:11.00 600m	0:59.62 [6] (0:14.86)	0:44.76 [7] (0:11.08)	0:33.68 [7] (0:11.00)	0:22.68 [7] (0:11.18)	0:11.50 [7] (0:11.50)	1.7L	0:33.68	-4
7	2 CHARLIE SPHENE Georgina Cartwright	7	68.0 800m	0:10.93 800m	1:00.65 [7] (0:14.00)	0:46.65 [1] (0:10.93)	0:35.72 [1] (0:11.12)	0:24.60 [1] (0:11.57)	0:13.03 [3] (0:13.03)	7.7L	0:35.72	-2

Scratched: Island Tide (#3), Smiling Zac (#4)

[] Ranking at each section and finish
 -:-:- No data available at this section
 NA No data available

SCN Saddle cloth number
 DNF Did not finish
 DNT Did not track



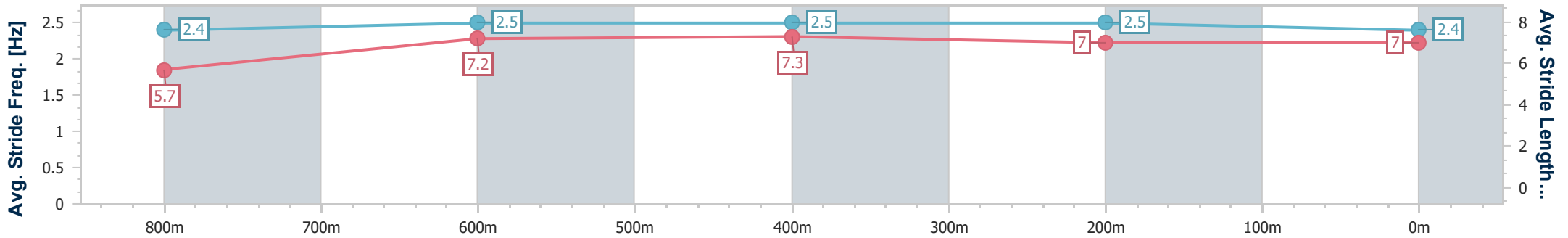
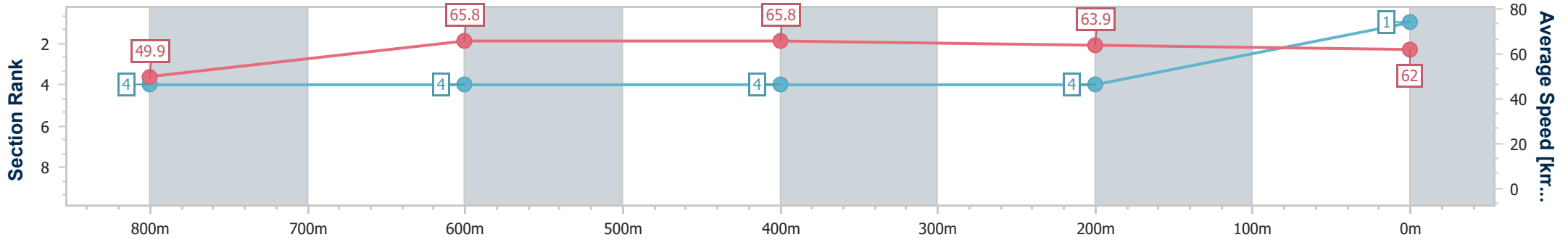
Horse/Jockey Name	Groovin' The Moo
Final Rank	1
Fastest Section Time (Section)	0:10.90 (600m)
Top Speed [km/h] (Section)	67.1 (600m)
Race State	Finished



Toowoomba QLD Professional
 Race 4: Toowoomba Truck Spares BM70 Handicap - 1000m
 19 October 2024 - 18:46
 Track Rating: Good 3 , Weather: Fine, Rail Position: +4m Entire



Section	Overall	800m	600m	400m	200m
Section Times	0:59.31 [1] (0:14.53)	0:44.78 [4] (0:10.95)	0:33.83 [4] (0:10.90)	0:22.93 [4] (0:11.31)	0:11.62 [4] (0:11.62)
Average Speed [km/h]	49.9	65.8	65.8	63.9	62.0
Top Speed [km/h]	65.6	66.8	67.1	64.9	63.6
Avg. Dist. to Rail [m]	5.0	0.3	1.1	1.8	0.7
Avg. Stride Freq. [Hz]	2.4	2.5	2.5	2.5	2.4
Avg. Stride Length [m]	5.7	7.2	7.3	7.0	7.0



- [] Ranking at each section and finish
- .-.- No data available at this section
- NA No data available



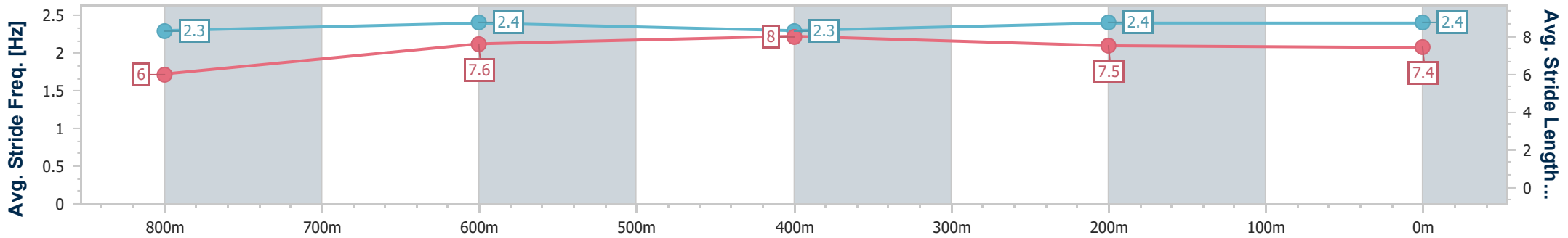
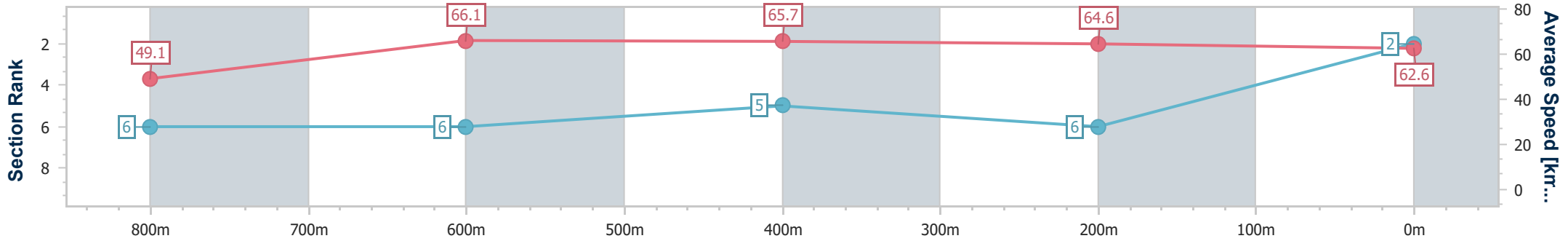
Horse/Jockey Name	Groomed
Final Rank	2
Fastest Section Time (Section)	0:10.92 (600m)
Top Speed [km/h] (Section)	66.8 (800m)
Race State	Finished



Toowoomba QLD Professional
Race 4: Toowoomba Truck Spares BM70 Handicap - 1000m
 19 October 2024 - 18:46
 Track Rating: Good 3 , Weather: Fine, Rail Position: +4m Entire



Section	Overall	800m	600m	400m	200m
Section Times	0:59.44 [2] (0:14.81)	0:44.63 [6] (0:10.99)	0:33.64 [6] (0:10.92)	0:22.72 [5] (0:11.21)	0:11.51 [6] (0:11.51)
Average Speed [km/h]	49.1	66.1	65.7	64.6	62.6
Top Speed [km/h]	66.3	66.8	66.6	65.9	64.5
Avg. Dist. to Rail [m]	5.5	1.9	0.4	2.3	4.8
Avg. Stride Freq. [Hz]	2.3	2.4	2.3	2.4	2.4
Avg. Stride Length [m]	6.0	7.6	8.0	7.5	7.4



- [] Ranking at each section and finish
- .-.- No data available at this section
- NA No data available



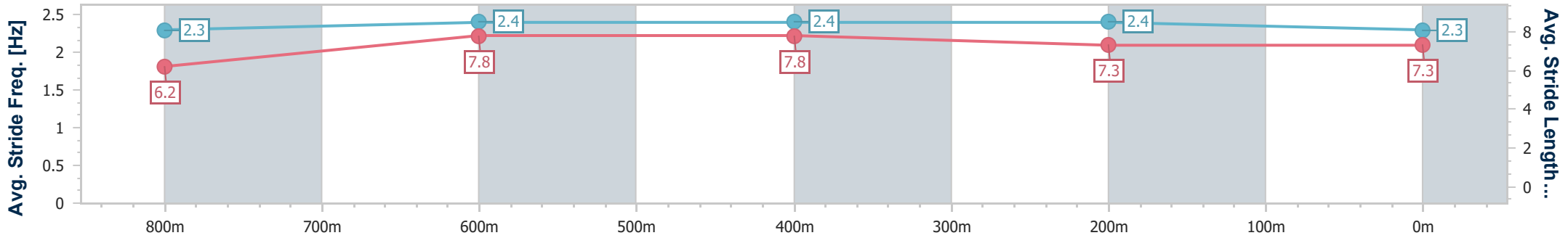
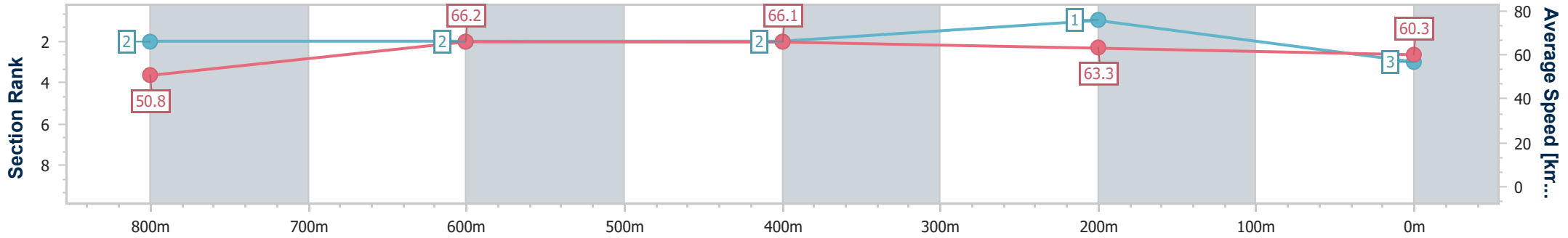
Horse/Jockey Name	Kwami
Final Rank	3
Fastest Section Time (Section)	0:10.90 (800m)
Top Speed [km/h] (Section)	68.6 (Overall)
Race State	Finished



Toowoomba QLD Professional
 Race 4: Toowoomba Truck Spares BM70 Handicap - 1000m
 19 October 2024 - 18:46
 Track Rating: Good 3 , Weather: Fine, Rail Position: +4m Entire



Section	Overall	800m	600m	400m	200m
Section Times	0:59.46 [3] (0:14.26)	0:45.20 [2] (0:10.90)	0:34.30 [2] (0:10.91)	0:23.39 [2] (0:11.46)	0:11.93 [1] (0:11.93)
Average Speed [km/h]	50.8	66.2	66.1	63.3	60.3
Top Speed [km/h]	68.6	68.4	68.4	64.9	61.3
Avg. Dist. to Rail [m]	4.1	0.6	0.5	2.7	1.7
Avg. Stride Freq. [Hz]	2.3	2.4	2.4	2.4	2.3
Avg. Stride Length [m]	6.2	7.8	7.8	7.3	7.3



- [] Ranking at each section and finish
- .-.- No data available at this section
- NA No data available



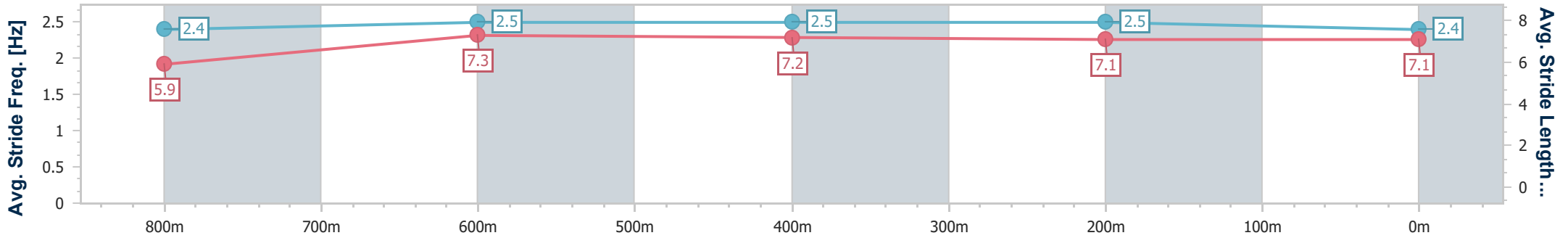
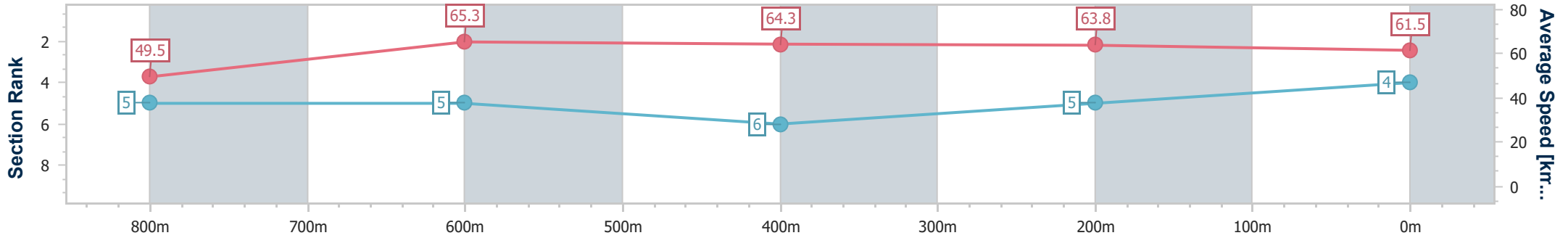
Horse/Jockey Name	Copper Sunset
Final Rank	4
Fastest Section Time (Section)	0:11.04 (800m)
Top Speed [km/h] (Section)	67.4 (800m)
Race State	Finished



Toowoomba QLD Professional
 Race 4: Toowoomba Truck Spares BM70 Handicap - 1000m
 19 October 2024 - 18:46
 Track Rating: Good 3 , Weather: Fine, Rail Position: +4m Entire



Section	Overall	800m	600m	400m	200m
Section Times	0:59.57 [4] (0:14.65)	0:44.92 [5] (0:11.04)	0:33.88 [5] (0:11.04)	0:22.84 [6] (0:11.12)	0:11.72 [5] (0:11.72)
Average Speed [km/h]	49.5	65.3	64.3	63.8	61.5
Top Speed [km/h]	66.4	67.4	66.8	65.1	64.8
Avg. Dist. to Rail [m]	3.5	1.2	2.8	2.9	1.8
Avg. Stride Freq. [Hz]	2.4	2.5	2.5	2.5	2.4
Avg. Stride Length [m]	5.9	7.3	7.2	7.1	7.1



- [] Ranking at each section and finish
- .-.- No data available at this section
- NA No data available



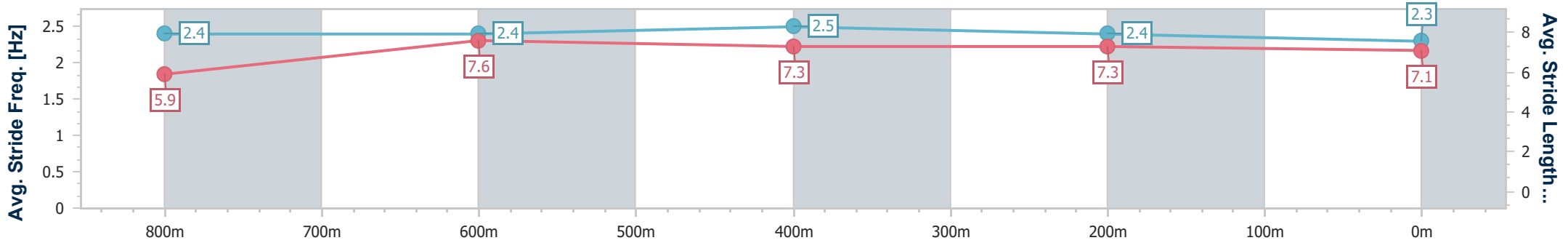
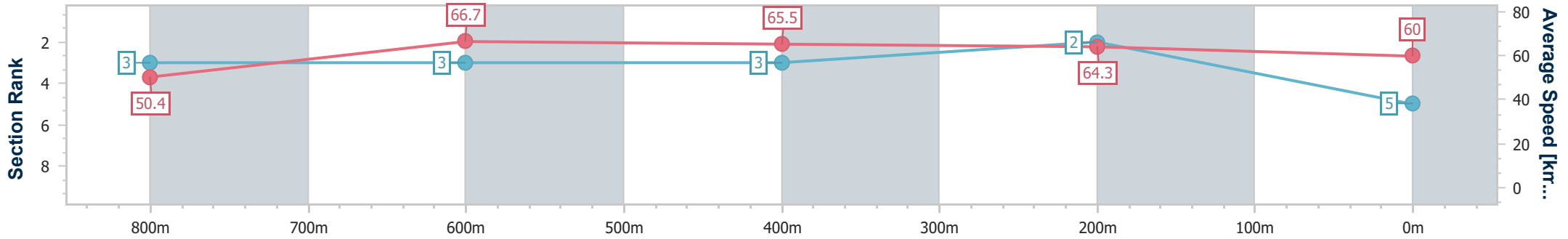
Horse/Jockey Name	Party Spirit
Final Rank	5
Fastest Section Time (Section)	0:10.82 (800m)
Top Speed [km/h] (Section)	68.7 (800m)
Race State	Finished



Toowoomba QLD Professional
Race 4: Toowoomba Truck Spares BM70 Handicap - 1000m
 19 October 2024 - 18:46
 Track Rating: Good 3 , Weather: Fine, Rail Position: +4m Entire



Section	Overall	800m	600m	400m	200m
Section Times	0:59.58 [5] (0:14.36)	0:45.22 [3] (0:10.82)	0:34.40 [3] (0:11.10)	0:23.30 [3] (0:11.34)	0:11.96 [2] (0:11.96)
Average Speed [km/h]	50.4	66.7	65.5	64.3	60.0
Top Speed [km/h]	67.5	68.7	67.0	65.7	62.2
Avg. Dist. to Rail [m]	4.8	0.3	2.1	3.3	3.0
Avg. Stride Freq. [Hz]	2.4	2.4	2.5	2.4	2.3
Avg. Stride Length [m]	5.9	7.6	7.3	7.3	7.1



- [] Ranking at each section and finish
- .-.- No data available at this section
- NA No data available



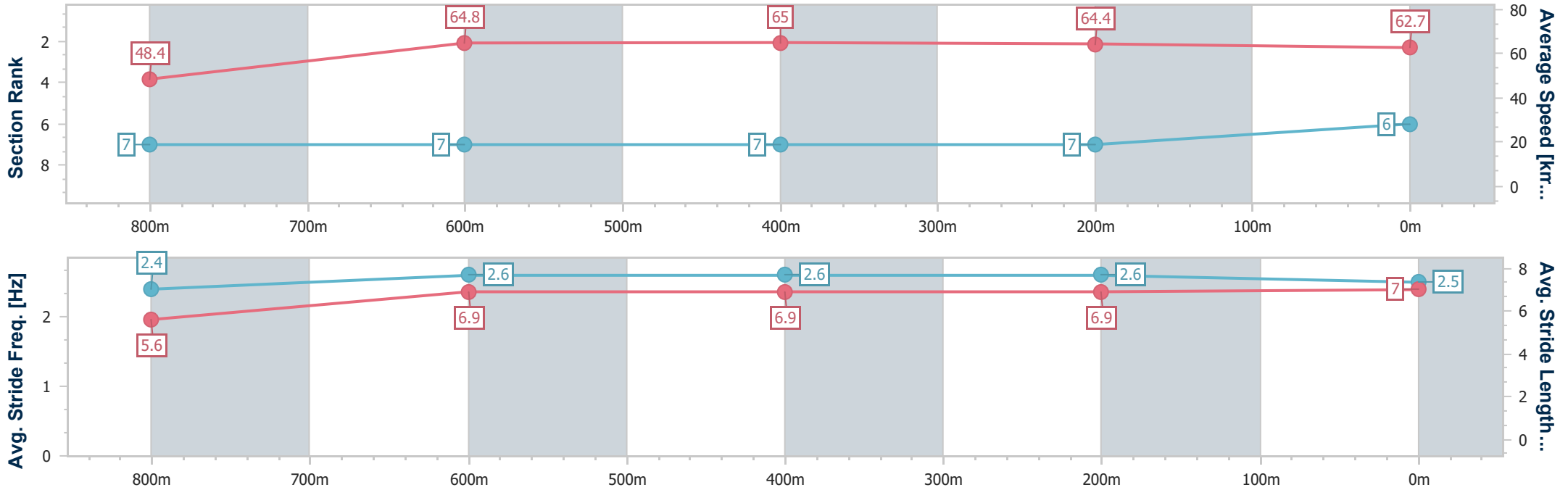
Horse/Jockey Name	Tokyo Sins
Final Rank	6
Fastest Section Time (Section)	0:11.00 (600m)
Top Speed [km/h] (Section)	67.6 (600m)
Race State	Finished



Toowoomba QLD Professional
Race 4: Toowoomba Truck Spares BM70 Handicap - 1000m
 19 October 2024 - 18:46
 Track Rating: Good 3 , Weather: Fine, Rail Position: +4m Entire



Section	Overall	800m	600m	400m	200m
Section Times	0:59.62 [6] (0:14.86)	0:44.76 [7] (0:11.08)	0:33.68 [7] (0:11.00)	0:22.68 [7] (0:11.18)	0:11.50 [7] (0:11.50)
Average Speed [km/h]	48.4	64.8	65.0	64.4	62.7
Top Speed [km/h]	65.3	67.4	67.6	65.5	64.8
Avg. Dist. to Rail [m]	2.1	0.8	0.8	0.8	2.9
Avg. Stride Freq. [Hz]	2.4	2.6	2.6	2.6	2.5
Avg. Stride Length [m]	5.6	6.9	6.9	6.9	7.0



- [] Ranking at each section and finish
- .-.- No data available at this section
- NA No data available



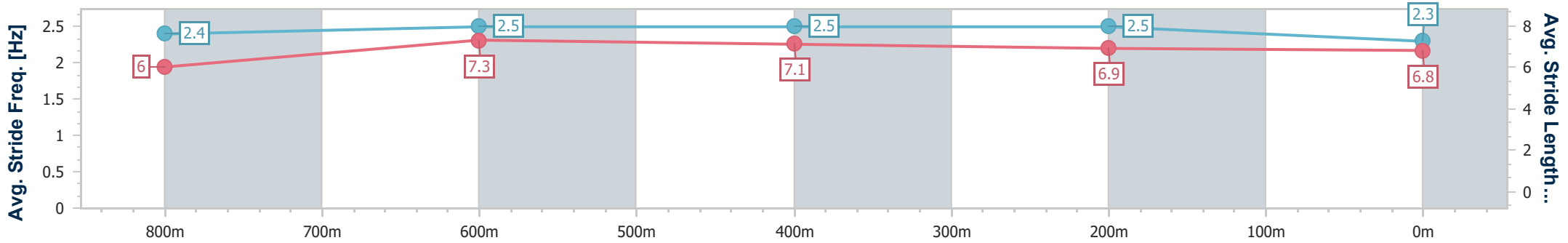
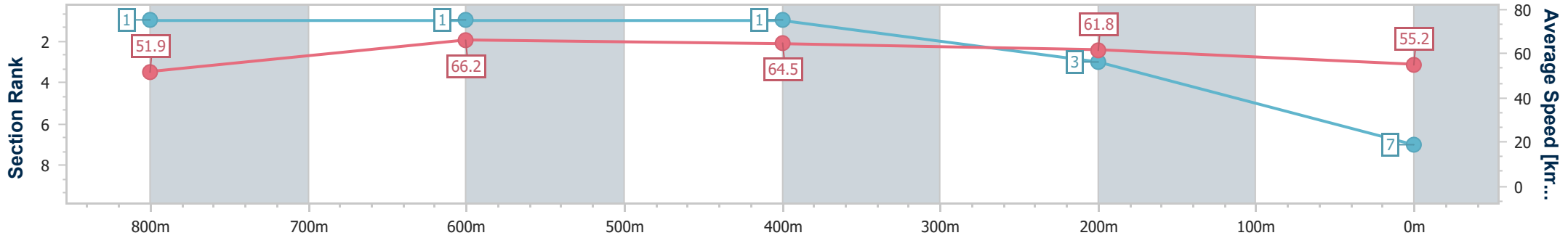
Horse/Jockey Name	Charlie Sphene
Final Rank	7
Fastest Section Time (Section)	0:10.93 (800m)
Top Speed [km/h] (Section)	68.0 (800m)
Race State	Finished



Toowoomba QLD Professional
Race 4: Toowoomba Truck Spares BM70 Handicap - 1000m
 19 October 2024 - 18:46
 Track Rating: Good 3 , Weather: Fine, Rail Position: +4m Entire



Section	Overall	800m	600m	400m	200m
Section Times	1:00.65 [7] (0:14.00)	0:46.65 [1] (0:10.93)	0:35.72 [1] (0:11.12)	0:24.60 [1] (0:11.57)	0:13.03 [3] (0:13.03)
Average Speed [km/h]	51.9	66.2	64.5	61.8	55.2
Top Speed [km/h]	66.5	68.0	67.0	63.8	59.5
Avg. Dist. to Rail [m]	6.0	1.2	0.9	1.1	2.5
Avg. Stride Freq. [Hz]	2.4	2.5	2.5	2.5	2.3
Avg. Stride Length [m]	6.0	7.3	7.1	6.9	6.8



- [] Ranking at each section and finish
- .-.- No data available at this section
- NA No data available



Toowoomba QLD Professional

Race 5: Toowoomba Betta Home Living BM62 Handicap - 1890m

19 October 2024 - 19:22



Track Rating: Good 3, Weather: Fine, Rail Position: +4m Entire

Section		Overall	1600m	1400m	1200m	1000m	800m	600m	Last 600m					
Field Times		1:59.74 (0:22.39)	1:37.35 (0:10.91)	1:26.44 (0:11.48)	1:14.96 (0:11.97)	1:02.99 (0:12.48)	0:50.51 (0:12.36)	0:38.15 (0:12.56)	0:38.15					
Rank	TAB	Horse/Jockey	Barrier	Top Speed [km/h]	Fastest Section								Distance Travelled [m]	
1	2	KNEZE Shania Willis	2	66.8 1600m	0:10.85 1600m	1:59.74 [1] (0:22.77)	1:36.97 [4] (0:10.85)	1:26.12 [4] (0:11.37)	1:14.75 [2] (0:11.95)	1:02.80 [2] (0:12.61)	0:50.19 [2] (0:12.43)	0:37.76 [3] (0:12.46)	0:37.76	
2	1	NERANO Dylan Bennett	1	67.7 1600m	0:10.91 1600m	1:59.97 [2] (0:22.39)	1:37.58 [1] (0:10.91)	1:26.67 [1] (0:11.48)	1:15.19 [1] (0:11.97)	1:03.22 [1] (0:12.48)	0:50.74 [1] (0:12.36)	0:38.38 [1] (0:12.56)	0:38.38	+7
3	3	TAVIESLASS Melea Castle	10	67.6 1600m	0:10.85 1600m	2:00.25 [3] (0:22.77)	1:37.48 [3] (0:10.85)	1:26.63 [3] (0:11.56)	1:15.07 [4] (0:11.96)	1:03.11 [4] (0:12.54)	0:50.57 [4] (0:12.21)	0:38.36 [2] (0:12.44)	0:38.36	+13
4	10	ROYAL GEORGE Georgina Cartwright	8	67.9 1600m	0:10.74 1600m	2:00.35 [4] (0:23.60)	1:36.75 [6] (0:10.74)	1:26.01 [6] (0:11.32)	1:14.69 [6] (0:11.79)	1:02.90 [6] (0:12.54)	0:50.36 [6] (0:12.23)	0:38.13 [6] (0:12.58)	0:38.13	+15
5	9	ALERT AND READY Chelsea Baker	9	66.7 1400m	0:11.01 1600m	2:00.90 [5] (0:23.16)	1:37.74 [5] (0:11.01)	1:26.73 [5] (0:11.27)	1:15.46 [5] (0:11.81)	1:03.65 [5] (0:12.54)	0:51.11 [5] (0:12.29)	0:38.82 [5] (0:12.60)	0:38.82	+6
6	7	DUCHESS BREE Luke Tarrant	5	67.3 1600m	0:10.98 1600m	2:01.28 [6] (0:23.71)	1:37.57 [7] (0:10.98)	1:26.59 [7] (0:11.25)	1:15.34 [8] (0:11.79)	1:03.55 [8] (0:12.54)	0:51.01 [7] (0:12.19)	0:38.82 [7] (0:12.61)	0:38.82	+10
7	11	WINSTON BLUE Rob Thorburn	3	68.5 1600m	0:10.77 1600m	2:01.57 [7] (0:24.07)	1:37.50 [8] (0:10.77)	1:26.73 [8] (0:11.09)	1:15.64 [7] (0:11.78)	1:03.86 [7] (0:12.59)	0:51.27 [8] (0:12.20)	0:39.07 [8] (0:12.53)	0:39.07	+18
8	5	SKYLON Kenji Yoshida	11	66.4 1600m	0:11.05 1600m	2:04.01 [8] (0:22.45)	1:41.56 [2] (0:11.05)	1:30.51 [2] (0:11.52)	1:18.99 [3] (0:11.96)	1:07.03 [3] (0:12.57)	0:54.46 [3] (0:12.47)	0:41.99 [4] (0:13.14)	0:41.99	+14

Scratched: Super Fair (#6), Whyteepee (#8), Trautman (#4)

[] Ranking at each section and finish
 -:-:- No data available at this section
 NA No data available

SCN Saddle cloth number
 DNF Did not finish
 DNT Did not track



Toowoomba QLD Professional

Race 5: Toowoomba Betta Home Living BM62 Handicap - 1890m

19 October 2024 - 19:22



Track Rating: Good 3, Weather: Fine, Rail Position: +4m Entire

Section				400m	200m			Last 600m			
Field Times				0:25.59 (0:12.77)	0:12.82 (0:12.82)			0:38.15			
Rank	TAB	Horse/Jockey	Barrier	Top Speed [km/h]	Fastest Section	Margin				Distance Travelled [m]	
1	2	KNEZE Shania Willis	2	66.8 1600m	0:10.85 1600m	0:25.30 [3] (0:12.55)	0:12.75 [2] (0:12.75)	1:59.74		0:37.76	
2	1	NERANO Dylan Bennett	1	67.7 1600m	0:10.91 1600m	0:25.82 [1] (0:12.77)	0:13.05 [1] (0:13.05)	1.3L		0:38.38	+7
3	3	TAVIESLASS Melea Castle	10	67.6 1600m	0:10.85 1600m	0:25.92 [2] (0:12.85)	0:13.07 [3] (0:13.07)	2.8L		0:38.36	+13
4	10	ROYAL GEORGE Georgina Cartwright	8	67.9 1600m	0:10.74 1600m	0:25.55 [5] (0:12.75)	0:12.80 [4] (0:12.80)	3.3L		0:38.13	+15
5	9	ALERT AND READY Chelsea Baker	9	66.7 1400m	0:11.01 1600m	0:26.22 [4] (0:12.93)	0:13.29 [5] (0:13.29)	6.3L		0:38.82	+6
6	7	DUCHESS BREE Luke Tarrant	5	67.3 1600m	0:10.98 1600m	0:26.21 [7] (0:12.83)	0:13.38 [6] (0:13.38)	8.6L		0:38.82	+10
7	11	WINSTON BLUE Rob Thorburn	3	68.5 1600m	0:10.77 1600m	0:26.54 [6] (0:12.93)	0:13.61 [7] (0:13.61)	10.1L		0:39.07	+18
8	5	SKYLON Kenji Yoshida	11	66.4 1600m	0:11.05 1600m	0:28.85 [8] (0:13.72)	0:15.13 [8] (0:15.13)	24.4L		0:41.99	+14

Scratched: Super Fair (#6), Whyteepee (#8), Trautman (#4)

[] Ranking at each section and finish
 -:-:- No data available at this section
 NA No data available

SCN Saddle cloth number
 DNF Did not finish
 DNT Did not track



Horse/Jockey Name	Kneze
Final Rank	1
Fastest Section Time (Section)	0:10.85 (1600m)
Top Speed [km/h] (Section)	66.8 (1600m)
Race State	Finished



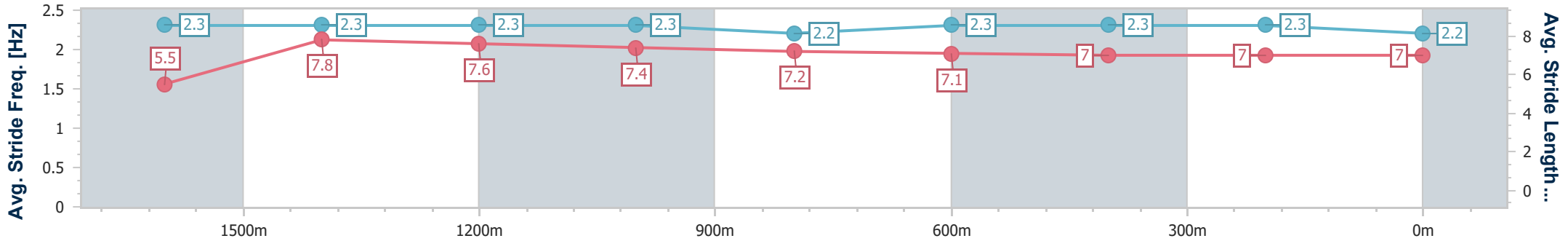
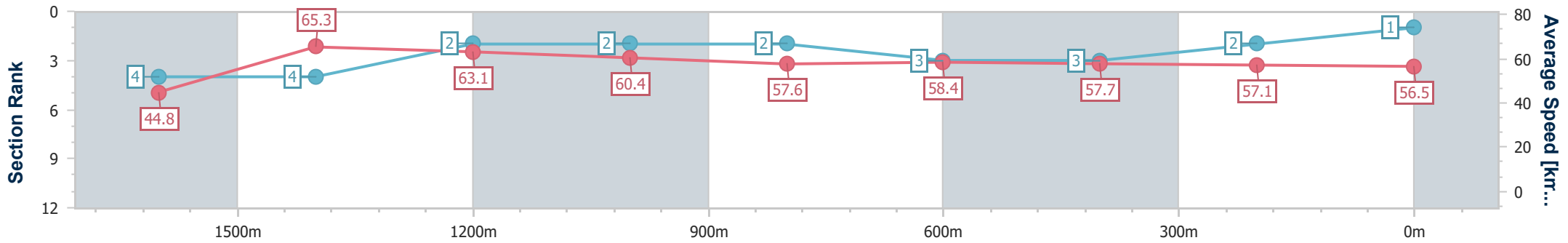
Toowoomba QLD Professional
Race 5: Toowoomba Betta Home Living BM62 Handicap - 1890m



19 October 2024 - 19:22

Track Rating: Good 3, Weather: Fine, Rail Position: +4m Entire

Section	Overall	1600m	1400m	1200m	1000m	800m	600m	400m	200m
Section Times	1:59.74 [1] (0:22.77)	1:36.97 [4] (0:10.85)	1:26.12 [4] (0:11.37)	1:14.75 [2] (0:11.95)	1:02.80 [2] (0:12.61)	0:50.19 [2] (0:12.43)	0:37.76 [3] (0:12.46)	0:25.30 [3] (0:12.55)	0:12.75 [2] (0:12.75)
Average Speed [km/h]	44.8	65.3	63.1	60.4	57.6	58.4	57.7	57.1	56.5
Top Speed [km/h]	64.9	66.8	65.9	62.9	58.2	59.1	59.5	59.2	58.5
Avg. Dist. to Rail [m]	7.2	4.2	1.3	2.4	2.3	1.9	0.7	1.2	0.8
Avg. Stride Freq. [Hz]	2.3	2.3	2.3	2.3	2.2	2.3	2.3	2.3	2.2
Avg. Stride Length [m]	5.5	7.8	7.6	7.4	7.2	7.1	7.0	7.0	7.0



- [] Ranking at each section and finish
- .-.- No data available at this section
- NA No data available



Horse/Jockey Name	Nerano
Final Rank	2
Fastest Section Time (Section)	0:10.91 (1600m)
Top Speed [km/h] (Section)	67.7 (1600m)
Race State	Finished



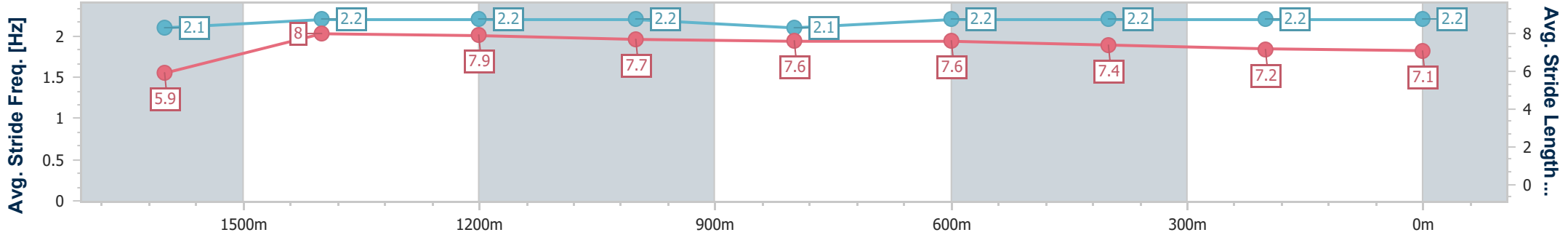
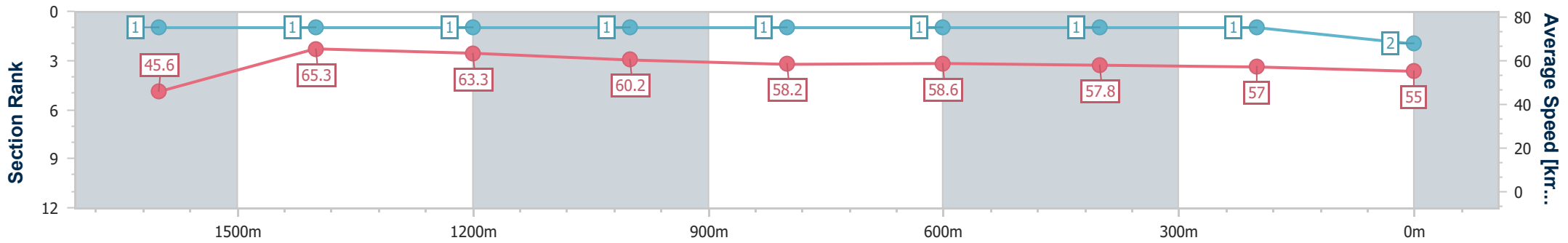
Toowoomba QLD Professional
Race 5: Toowoomba Betta Home Living BM62 Handicap - 1890m



19 October 2024 - 19:22

Track Rating: Good 3, Weather: Fine, Rail Position: +4m Entire

Section	Overall	1600m	1400m	1200m	1000m	800m	600m	400m	200m				
Section Times	1:59.97 [2] (0:22.39)	1:37.58 [1] (0:10.91)	1:26.67 [1] (0:11.48)	1:15.19 [1] (0:11.97)	1:03.22 [1] (0:12.48)	0:50.74 [1] (0:12.36)	0:38.38 [1] (0:12.56)	0:25.82 [1] (0:12.77)	0:13.05 [1] (0:13.05)				
Average Speed [km/h]	45.6	65.3	63.3	60.2	58.2	58.6	57.8	57.0	55.0				
Top Speed [km/h]	65.6	67.7	65.8	63.0	59.0	59.6	59.6	57.8	56.6				
Avg. Dist. to Rail [m]	7.1	2.1	1.7	3.5	2.4	2.0	1.8	3.0	4.2				
Avg. Stride Freq. [Hz]	2.1	2.2	2.2	2.2	2.1	2.2	2.2	2.2	2.2				
Avg. Stride Length [m]	5.9	8.0	7.9	7.7	7.6	7.6	7.4	7.2	7.1				



- [] Ranking at each section and finish
- .-.- No data available at this section
- NA No data available



Horse/Jockey Name	Tavieslass
Final Rank	3
Fastest Section Time (Section)	0:10.85 (1600m)
Top Speed [km/h] (Section)	67.6 (1600m)
Race State	Finished



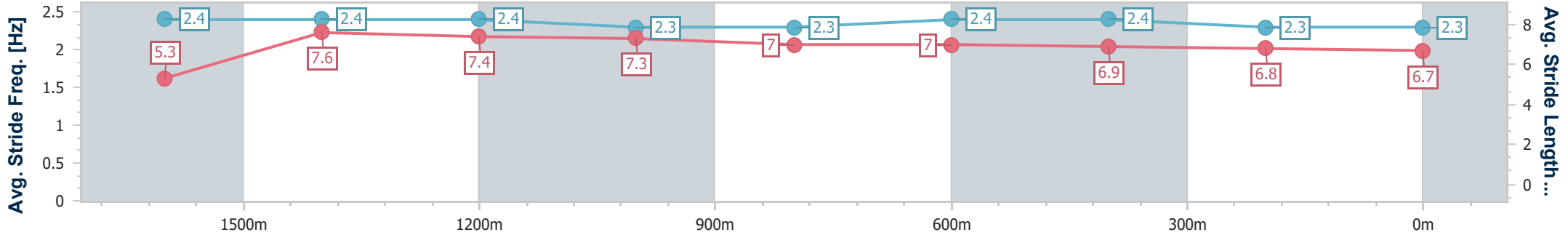
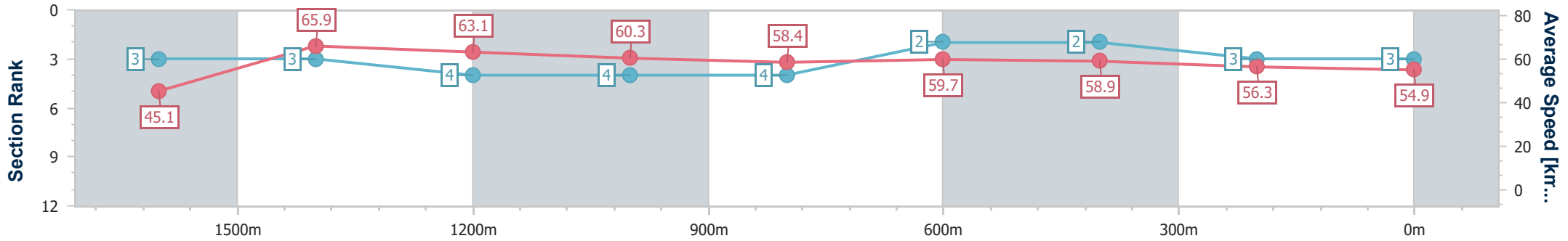
Toowoomba QLD Professional
Race 5: Toowoomba Betta Home Living BM62 Handicap - 1890m



19 October 2024 - 19:22

Track Rating: Good 3, Weather: Fine, Rail Position: +4m Entire

Section	Overall	1600m	1400m	1200m	1000m	800m	600m	400m	200m
Section Times	2:00.25 [3] (0:22.77)	1:37.48 [3] (0:10.85)	1:26.63 [3] (0:11.56)	1:15.07 [4] (0:11.96)	1:03.11 [4] (0:12.54)	0:50.57 [4] (0:12.21)	0:38.36 [2] (0:12.44)	0:25.92 [2] (0:12.85)	0:13.07 [3] (0:13.07)
Average Speed [km/h]	45.1	65.9	63.1	60.3	58.4	59.7	58.9	56.3	54.9
Top Speed [km/h]	65.9	67.6	65.7	63.1	59.2	60.5	60.5	57.2	56.4
Avg. Dist. to Rail [m]	6.1	1.5	2.3	3.5	3.7	4.4	2.9	2.3	3.6
Avg. Stride Freq. [Hz]	2.4	2.4	2.4	2.3	2.3	2.4	2.4	2.3	2.3
Avg. Stride Length [m]	5.3	7.6	7.4	7.3	7.0	7.0	6.9	6.8	6.7



- [] Ranking at each section and finish
- .-.- No data available at this section
- NA No data available



Horse/Jockey Name	Royal George
Final Rank	4
Fastest Section Time (Section)	0:10.74 (1600m)
Top Speed [km/h] (Section)	67.9 (1600m)
Race State	Finished



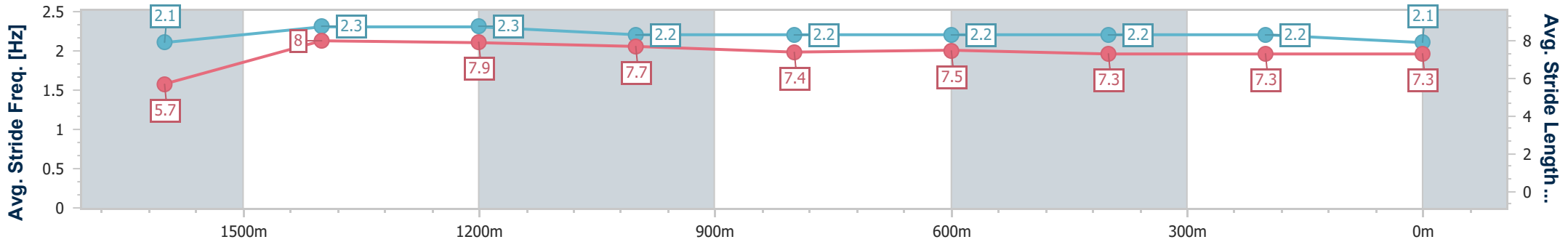
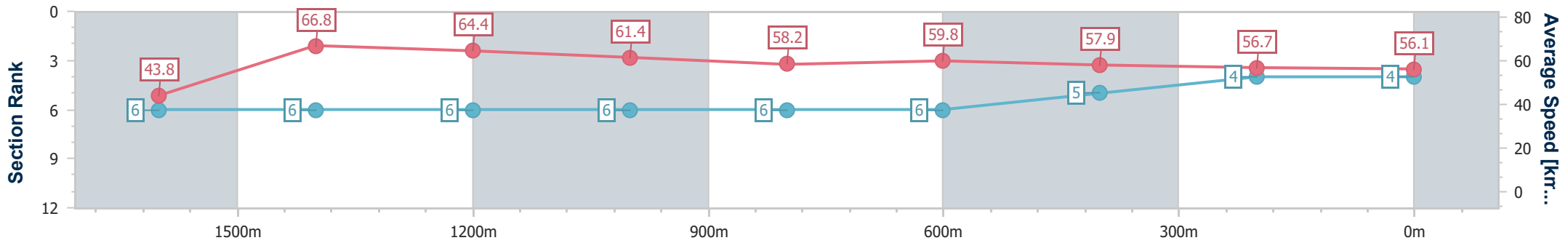
Toowoomba QLD Professional
Race 5: Toowoomba Betta Home Living BM62 Handicap - 1890m



19 October 2024 - 19:22

Track Rating: Good 3, Weather: Fine, Rail Position: +4m Entire

Section	Overall	1600m	1400m	1200m	1000m	800m	600m	400m	200m
Section Times	2:00.35 [4] (0:23.60)	1:36.75 [6] (0:10.74)	1:26.01 [6] (0:11.32)	1:14.69 [6] (0:11.79)	1:02.90 [6] (0:12.54)	0:50.36 [6] (0:12.23)	0:38.13 [6] (0:12.58)	0:25.55 [5] (0:12.75)	0:12.80 [4] (0:12.80)
Average Speed [km/h]	43.8	66.8	64.4	61.4	58.2	59.8	57.9	56.7	56.1
Top Speed [km/h]	65.6	67.9	67.1	63.0	59.5	60.3	59.8	57.1	56.8
Avg. Dist. to Rail [m]	5.1	0.9	2.6	4.0	4.2	4.0	2.6	1.7	3.1
Avg. Stride Freq. [Hz]	2.1	2.3	2.3	2.2	2.2	2.2	2.2	2.2	2.1
Avg. Stride Length [m]	5.7	8.0	7.9	7.7	7.4	7.5	7.3	7.3	7.3



- [] Ranking at each section and finish
- .-.- No data available at this section
- NA No data available



Horse/Jockey Name	Alert And Ready
Final Rank	5
Fastest Section Time (Section)	0:11.01 (1600m)
Top Speed [km/h] (Section)	66.7 (1400m)
Race State	Finished



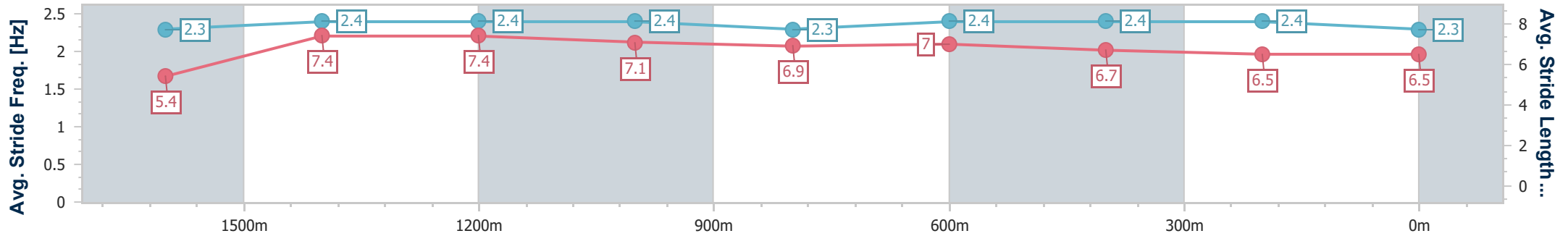
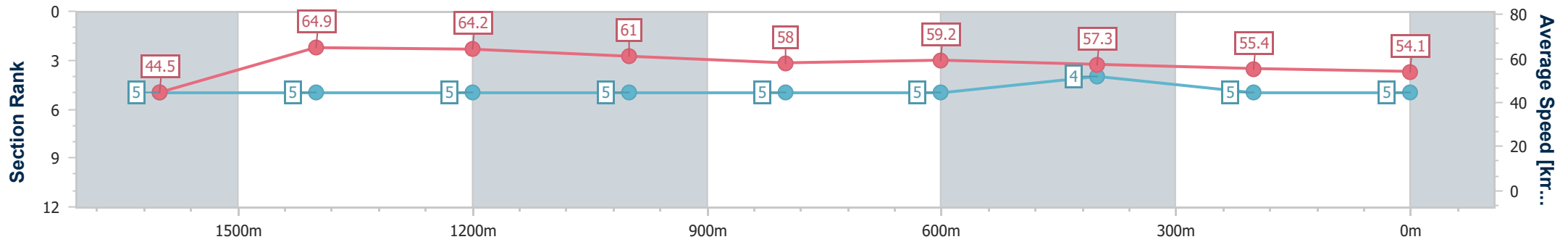
Toowoomba QLD Professional
Race 5: Toowoomba Betta Home Living BM62 Handicap - 1890m



19 October 2024 - 19:22

Track Rating: Good 3, Weather: Fine, Rail Position: +4m Entire

Section	Overall	1600m	1400m	1200m	1000m	800m	600m	400m	200m
Section Times	2:00.90 [5] (0:23.16)	1:37.74 [5] (0:11.01)	1:26.73 [5] (0:11.27)	1:15.46 [5] (0:11.81)	1:03.65 [5] (0:12.54)	0:51.11 [5] (0:12.29)	0:38.82 [5] (0:12.60)	0:26.22 [4] (0:12.93)	0:13.29 [5] (0:13.29)
Average Speed [km/h]	44.5	64.9	64.2	61.0	58.0	59.2	57.3	55.4	54.1
Top Speed [km/h]	65.5	66.1	66.7	64.3	58.9	59.9	58.3	56.5	55.5
Avg. Dist. to Rail [m]	5.6	1.6	1.2	2.5	2.6	2.4	1.0	0.6	1.3
Avg. Stride Freq. [Hz]	2.3	2.4	2.4	2.4	2.3	2.4	2.4	2.4	2.3
Avg. Stride Length [m]	5.4	7.4	7.4	7.1	6.9	7.0	6.7	6.5	6.5



- [] Ranking at each section and finish
- .-.- No data available at this section
- NA No data available



Horse/Jockey Name	Duchess Bree
Final Rank	6
Fastest Section Time (Section)	0:10.98 (1600m)
Top Speed [km/h] (Section)	67.3 (1600m)
Race State	Finished



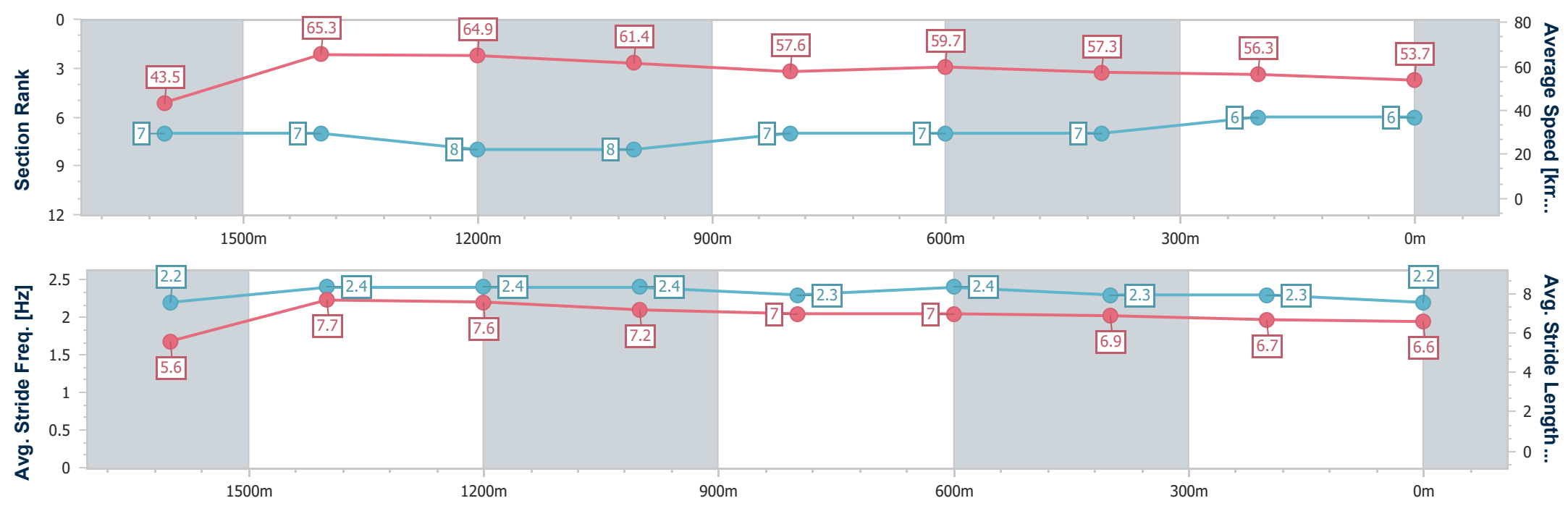
Toowoomba QLD Professional
Race 5: Toowoomba Betta Home Living BM62 Handicap - 1890m



19 October 2024 - 19:22

Track Rating: Good 3, Weather: Fine, Rail Position: +4m Entire

Section	Overall	1600m	1400m	1200m	1000m	800m	600m	400m	200m				
Section Times	2:01.28 [6] (0:23.71)	1:37.57 [7] (0:10.98)	1:26.59 [7] (0:11.25)	1:15.34 [8] (0:11.79)	1:03.55 [8] (0:12.54)	0:51.01 [7] (0:12.19)	0:38.82 [7] (0:12.61)	0:26.21 [7] (0:12.83)	0:13.38 [6] (0:13.38)				
Average Speed [km/h]	43.5	65.3	64.9	61.4	57.6	59.7	57.3	56.3	53.7				
Top Speed [km/h]	64.5	67.3	66.8	62.7	59.1	60.8	59.6	57.1	56.5				
Avg. Dist. to Rail [m]	5.8	0.6	2.4	2.3	1.6	2.1	1.1	2.1	3.7				
Avg. Stride Freq. [Hz]	2.2	2.4	2.4	2.4	2.3	2.4	2.3	2.3	2.2				
Avg. Stride Length [m]	5.6	7.7	7.6	7.2	7.0	7.0	6.9	6.7	6.6				



[] Ranking at each section and finish
 -.-.- No data available at this section
 NA No data available



Horse/Jockey Name	Winston Blue
Final Rank	7
Fastest Section Time (Section)	0:10.77 (1600m)
Top Speed [km/h] (Section)	68.5 (1600m)
Race State	Finished



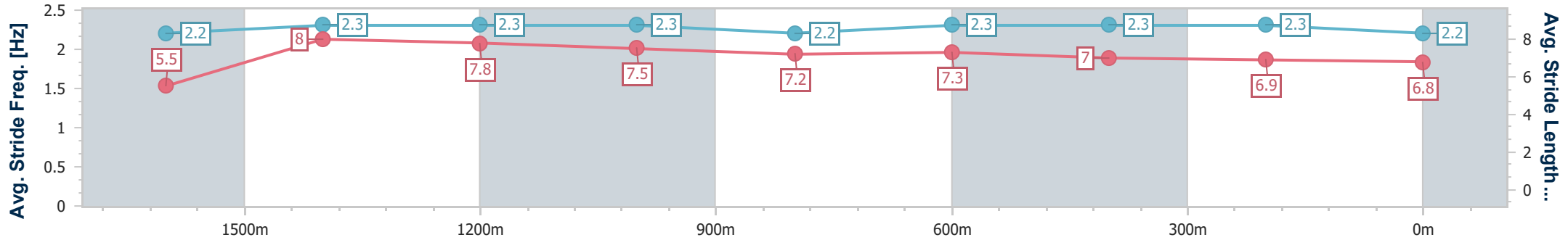
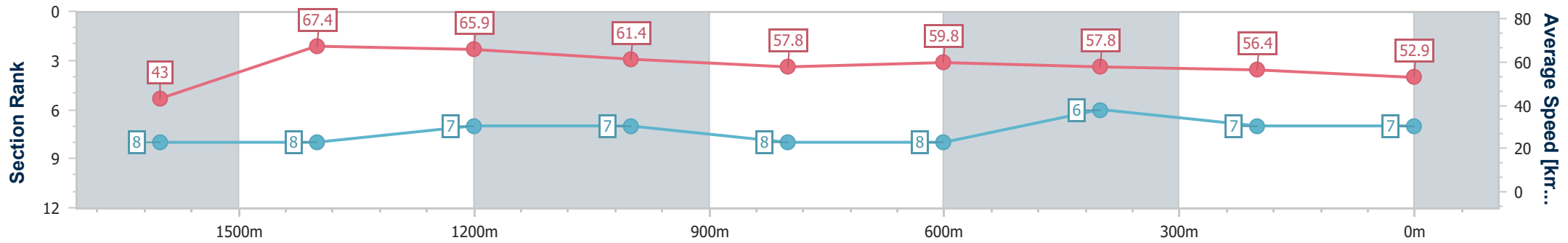
Toowoomba QLD Professional
Race 5: Toowoomba Betta Home Living BM62 Handicap - 1890m



19 October 2024 - 19:22

Track Rating: Good 3, Weather: Fine, Rail Position: +4m Entire

Section	Overall	1600m	1400m	1200m	1000m	800m	600m	400m	200m
Section Times	2:01.57 [7] (0:24.07)	1:37.50 [8] (0:10.77)	1:26.73 [8] (0:11.09)	1:15.64 [7] (0:11.78)	1:03.86 [7] (0:12.59)	0:51.27 [8] (0:12.20)	0:39.07 [8] (0:12.53)	0:26.54 [6] (0:12.93)	0:13.61 [7] (0:13.61)
Average Speed [km/h]	43.0	67.4	65.9	61.4	57.8	59.8	57.8	56.4	52.9
Top Speed [km/h]	66.9	68.5	67.5	64.1	58.5	60.4	59.8	57.8	55.3
Avg. Dist. to Rail [m]	5.6	1.9	3.6	4.1	3.1	3.0	1.8	3.6	4.0
Avg. Stride Freq. [Hz]	2.2	2.3	2.3	2.3	2.2	2.3	2.3	2.3	2.2
Avg. Stride Length [m]	5.5	8.0	7.8	7.5	7.2	7.3	7.0	6.9	6.8



- [] Ranking at each section and finish
- .-.- No data available at this section
- NA No data available



Horse/Jockey Name	Sylon
Final Rank	8
Fastest Section Time (Section)	0:11.05 (1600m)
Top Speed [km/h] (Section)	66.4 (1600m)
Race State	Finished



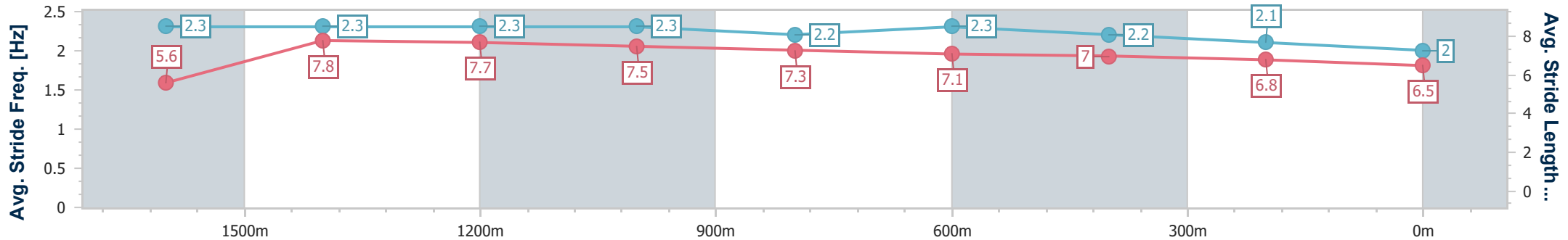
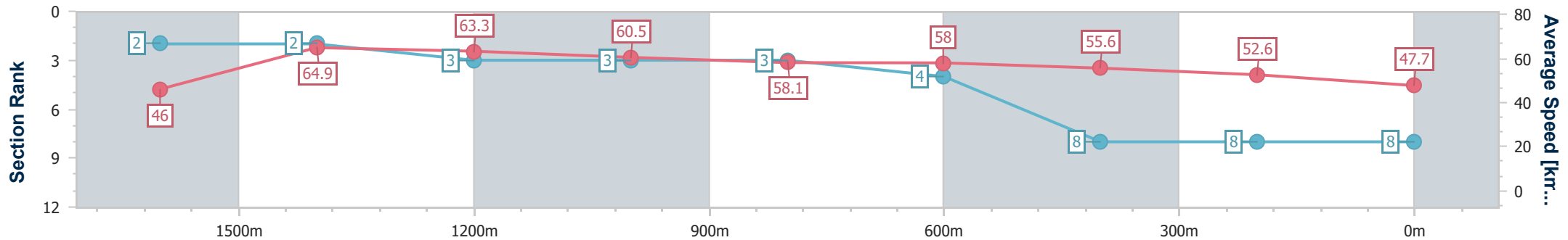
Toowoomba QLD Professional
Race 5: Toowoomba Betta Home Living BM62 Handicap - 1890m



19 October 2024 - 19:22

Track Rating: Good 3, Weather: Fine, Rail Position: +4m Entire

Section	Overall	1600m	1400m	1200m	1000m	800m	600m	400m	200m
Section Times	2:04.01 [8] (0:22.45)	1:41.56 [2] (0:11.05)	1:30.51 [2] (0:11.52)	1:18.99 [3] (0:11.96)	1:07.03 [3] (0:12.57)	0:54.46 [3] (0:12.47)	0:41.99 [4] (0:13.14)	0:28.85 [8] (0:13.72)	0:15.13 [8] (0:15.13)
Average Speed [km/h]	46.0	64.9	63.3	60.5	58.1	58.0	55.6	52.6	47.7
Top Speed [km/h]	65.4	66.4	66.2	62.8	59.7	59.5	57.5	54.7	50.2
Avg. Dist. to Rail [m]	5.3	0.7	2.5	3.6	3.6	3.1	2.0	1.7	1.9
Avg. Stride Freq. [Hz]	2.3	2.3	2.3	2.3	2.2	2.3	2.2	2.1	2.0
Avg. Stride Length [m]	5.6	7.8	7.7	7.5	7.3	7.1	7.0	6.8	6.5



- [] Ranking at each section and finish
- .-.- No data available at this section
- NA No data available



Toowoomba QLD Professional

Race 6: Harvey Norman QTIS Three-Years-Old Maiden Handicap - 1200m

19 October 2024 - 19:59



Track Rating: Good 3, Weather: Fine, Rail Position: +4m Entire

Section		Overall	1000m	800m	600m	400m	200m	Last 600m					
Field Times		1:13.18 (0:13.69)	0:59.49 (0:11.04)	0:48.45 (0:11.60)	0:36.85 (0:11.86)	0:24.99 (0:12.19)	0:12.80 (0:12.80)	0:36.85					
Rank	TAB Horse/Jockey	Barrier	Top Speed [km/h]	Fastest Section								Margin	Distance Travelled [m]
1	7 MISHANI EXPRESS Michael Murphy	10	85.6 800m	0:11.37 1000m	1:13.18 [1] (0:13.80)	0:59.38 [3] (0:11.37)	0:48.01 [4] (0:11.51)	0:36.50 [4] (0:11.91)	0:24.59 [4] (0:12.17)	0:12.42 [3] (0:12.42)	1:13.18	0:36.50	
2	15 SUGAR ISLAND Nathan Evans	13	68.2 1000m	0:11.14 1000m	1:13.26 [2] (0:13.77)	0:59.49 [2] (0:11.14)	0:48.35 [2] (0:11.55)	0:36.80 [2] (0:11.87)	0:24.93 [2] (0:12.05)	0:12.88 [1] (0:12.88)	0.5L	0:36.80	-46691
3	6 AIN'T TELLIN Melea Castle	11	64.9 Overall	0:11.37 800m	1:13.27 [3] (0:14.63)	0:58.64 [11] (0:11.41)	0:47.23 [11] (0:11.37)	0:35.86 [11] (0:11.92)	0:23.94 [10] (0:12.00)	0:11.94 [8] (0:11.94)	0.6L	0:35.86	-46692
4	5 SCRUFFY Olivia Kendal	2	65.2 1000m	0:11.42 1000m	1:13.28 [4] (0:14.31)	0:58.97 [8] (0:11.42)	0:47.55 [8] (0:11.51)	0:36.04 [8] (0:11.99)	0:24.05 [9] (0:12.12)	0:11.93 [9] (0:11.93)	0.7L	0:36.04	-46687
5	17 ROTHWEILER Georgina Cartwright	1	66.5 Overall	0:11.19 1000m	1:13.48 [5] (0:14.01)	0:59.47 [7] (0:11.19)	0:48.28 [5] (0:11.56)	0:36.72 [5] (0:11.99)	0:24.73 [5] (0:12.25)	0:12.48 [5] (0:12.48)	1.7L	0:36.72	-46694
6	12 RISING RUBY Chelsea Baker	7	68.3 1000m	0:11.04 1000m	1:13.53 [6] (0:13.69)	0:59.84 [1] (0:11.04)	0:48.80 [1] (0:11.60)	0:37.20 [1] (0:11.86)	0:25.34 [1] (0:12.21)	0:13.13 [2] (0:13.13)	1.9L	0:37.20	-46695
7	8 MISSING BOUNDARIES Noriyuki Nishio	3	84.5 800m	0:11.13 1000m	1:13.67 [7] (0:13.83)	0:59.84 [4] (0:11.13)	0:48.71 [3] (0:11.58)	0:37.13 [3] (0:12.01)	0:25.12 [3] (0:12.30)	0:12.82 [4] (0:12.82)	2.7L	0:37.13	-4087
8	4 APACHE HALO Luke Tarrant	6	65.8 Overall	0:11.43 1000m	1:13.70 [8] (0:14.33)	0:59.37 [9] (0:11.43)	0:47.94 [9] (0:11.59)	0:36.35 [9] (0:12.03)	0:24.32 [11] (0:11.88)	0:12.44 [7] (0:12.44)	2.9L	0:36.35	-46691
9	2 WELLY Nozi Tomizawa	15	67.2 Overall	0:11.47 1000m	1:13.74 [9] (0:13.97)	0:59.77 [6] (0:11.47)	0:48.30 [7] (0:11.52)	0:36.78 [7] (0:11.83)	0:24.95 [6] (0:12.32)	0:12.63 [6] (0:12.63)	3.1L	0:36.78	-46689
10	16 HORRIBLE HANK Hannah Richardson	14	66.4 1000m	0:11.37 1000m	1:14.18 [10] (0:14.59)	0:59.59 [10] (0:11.37)	0:48.22 [10] (0:11.44)	0:36.78 [10] (0:11.81)	0:24.97 [8] (0:12.21)	0:12.76 [10] (0:12.76)	5.6L	0:36.78	-46686

Scratched: Kool Bruce (#13), Keep It Loki (#1), Mission Possible (#3), Skyport Lane (#10), Thormendous Miss (#11)

[] Ranking at each section and finish
 -:-:- No data available at this section
 NA No data available

SCN Saddle cloth number
 DNF Did not finish
 DNT Did not track



Toowoomba QLD Professional

Race 6: Harvey Norman QTIS Three-Years-Old Maiden Handicap - 1200m

19 October 2024 - 19:59



Track Rating: Good 3, Weather: Fine, Rail Position: +4m Entire

Section		Overall	1000m	800m	600m	400m	200m	Last 600m					
Field Times		1:13.18 (0:13.69)	0:59.49 (0:11.04)	0:48.45 (0:11.60)	0:36.85 (0:11.86)	0:24.99 (0:12.19)	0:12.80 (0:12.80)	0:36.85					
Rank	TAB Horse/Jockey	Barrier	Top Speed [km/h]	Fastest Section								Margin	Distance Travelled [m]
11	14 GOOD DAY MAE Shania Willis	8	67.1 Overall	0:11.42 1000m	1:14.50 [11] (0:13.94)	1:00.56 [5] (0:11.42)	0:49.14 [6] (0:11.56)	0:37.58 [6] (0:12.08)	0:25.50 [7] (0:12.55)	0:12.95 [11] (0:12.95)	7.4L	0:37.58	-46687
12	9 PEPPER SPRAY Les Tilley	12	64.9 1000m	0:11.46 1000m	1:14.60 [12] (0:15.05)	0:59.55 [12] (0:11.46)	0:48.09 [12] (0:11.46)	0:36.63 [12] (0:11.73)	0:24.90 [12] (0:11.98)	0:12.92 [12] (0:12.92)	7.9L	0:36.63	-46695

Scratched: Kool Bruce (#13), Keep It Loki (#1), Mission Possible (#3), Skyport Lane (#10), Thormendous Miss (#11)

[] Ranking at each section and finish
 -:-:-:- No data available at this section
 NA No data available

SCN Saddle cloth number
 DNF Did not finish
 DNT Did not track



Horse/Jockey Name	Mishani Express
Final Rank	1
Fastest Section Time (Section)	0:11.37 (1000m)
Top Speed [km/h] (Section)	85.6 (800m)
Race State	Finished



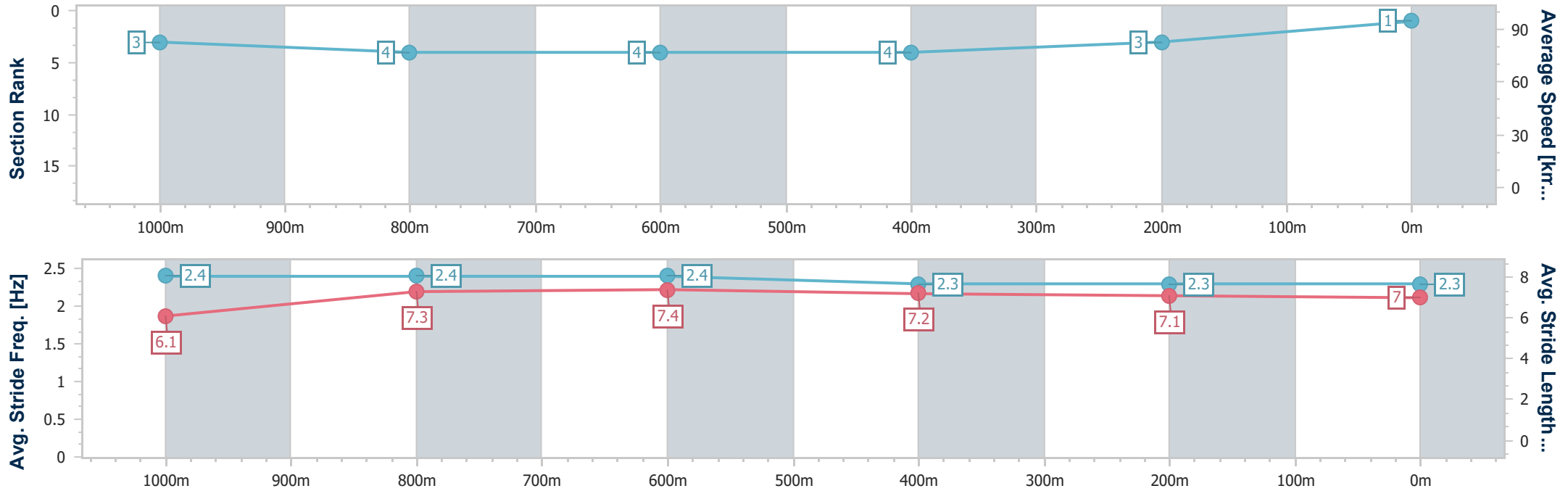
Toowoomba QLD Professional
Race 6: Harvey Norman QTIS Three-Years-Old Maiden Handicap - 1200m



19 October 2024 - 19:59

Track Rating: Good 3, Weather: Fine, Rail Position: +4m Entire

Section	Overall	1000m	800m	600m	400m	200m
Section Times	1:13.18 [1] (0:13.80)	0:59.38 [3] (0:11.37)	0:48.01 [4] (0:11.51)	0:36.50 [4] (0:11.91)	0:24.59 [4] (0:12.17)	0:12.42 [3] (0:12.42)
Average Speed [km/h]	1374.2	3011.8	2904.3	1693.8	1733.3	3584.5
Top Speed [km/h]	67.0	66.0	85.6	71.9	81.1	65.6
Avg. Dist. to Rail [m]	7.0	3.5	1.8	1.2	0.7	2.0
Avg. Stride Freq. [Hz]	2.4	2.4	2.4	2.3	2.3	2.3
Avg. Stride Length [m]	6.1	7.3	7.4	7.2	7.1	7.0



- [] Ranking at each section and finish
- .-.- No data available at this section
- NA No data available



Horse/Jockey Name	Sugar Island
Final Rank	2
Fastest Section Time (Section)	0:11.14 (1000m)
Top Speed [km/h] (Section)	68.2 (1000m)
Race State	Finished



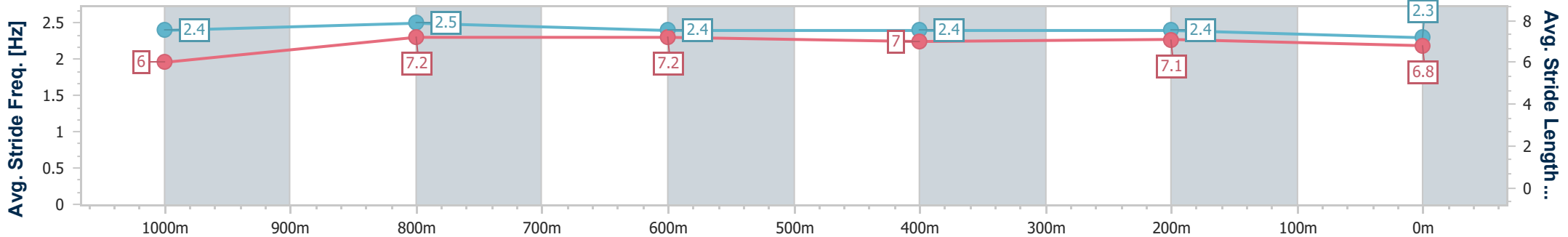
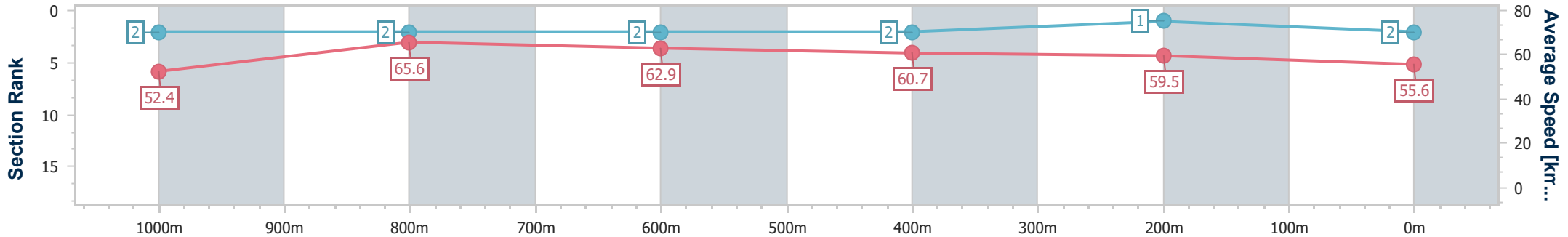
Toowoomba QLD Professional
Race 6: Harvey Norman QTIS Three-Years-Old Maiden Handicap - 1200m



19 October 2024 - 19:59

Track Rating: Good 3, Weather: Fine, Rail Position: +4m Entire

Section	Overall	1000m	800m	600m	400m	200m
Section Times	1:13.26 [2] (0:13.77)	0:59.49 [2] (0:11.14)	0:48.35 [2] (0:11.55)	0:36.80 [2] (0:11.87)	0:24.93 [2] (0:12.05)	0:12.88 [1] (0:12.88)
Average Speed [km/h]	52.4	65.6	62.9	60.7	59.5	55.6
Top Speed [km/h]	67.6	68.2	64.3	63.0	60.7	58.4
Avg. Dist. to Rail [m]	8.3	3.8	2.4	1.2	1.1	0.9
Avg. Stride Freq. [Hz]	2.4	2.5	2.4	2.4	2.4	2.3
Avg. Stride Length [m]	6.0	7.2	7.2	7.0	7.1	6.8



- [] Ranking at each section and finish
- .-.- No data available at this section
- NA No data available



Horse/Jockey Name	Ain't Tellin
Final Rank	3
Fastest Section Time (Section)	0:11.37 (800m)
Top Speed [km/h] (Section)	64.9 (Overall)
Race State	Finished



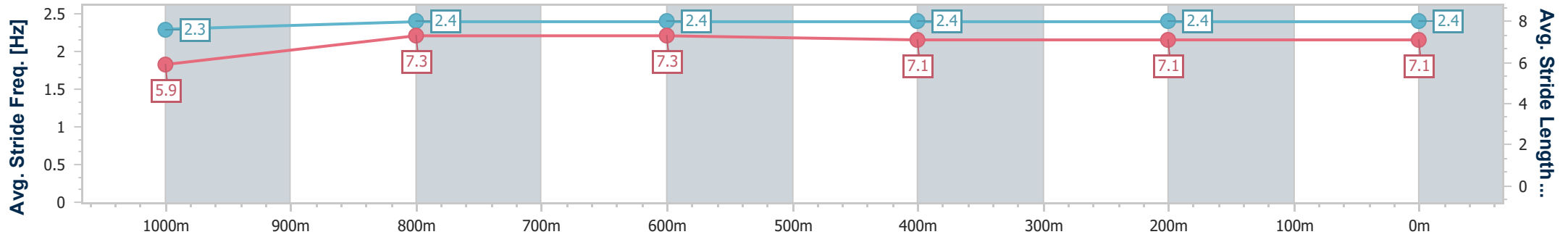
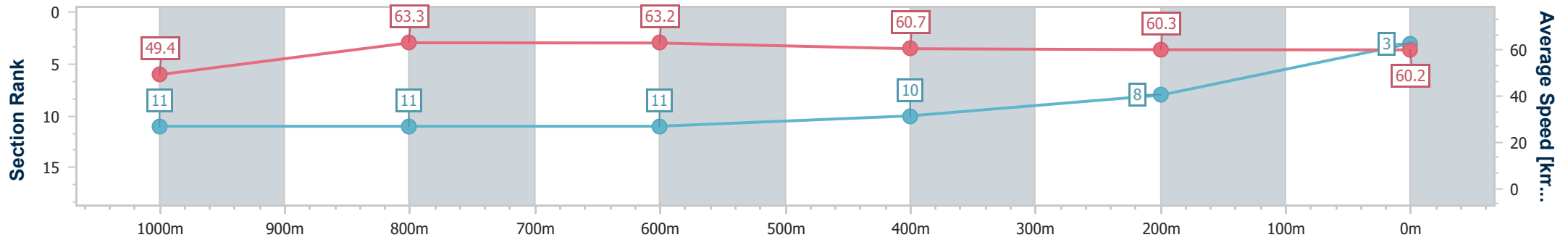
Toowoomba QLD Professional
Race 6: Harvey Norman QTIS Three-Years-Old Maiden Handicap - 1200m



19 October 2024 - 19:59

Track Rating: Good 3, Weather: Fine, Rail Position: +4m Entire

Section	Overall	1000m	800m	600m	400m	200m
Section Times	1:13.27 [3] (0:14.63)	0:58.64 [11] (0:11.41)	0:47.23 [11] (0:11.37)	0:35.86 [11] (0:11.92)	0:23.94 [10] (0:12.00)	0:11.94 [8] (0:11.94)
Average Speed [km/h]	49.4	63.3	63.2	60.7	60.3	60.2
Top Speed [km/h]	64.9	64.7	64.6	63.4	61.7	60.8
Avg. Dist. to Rail [m]	5.7	1.5	0.4	0.8	2.0	2.1
Avg. Stride Freq. [Hz]	2.3	2.4	2.4	2.4	2.4	2.4
Avg. Stride Length [m]	5.9	7.3	7.3	7.1	7.1	7.1



- [] Ranking at each section and finish
- .-.- No data available at this section
- NA No data available



Horse/Jockey Name	Scruffy
Final Rank	4
Fastest Section Time (Section)	0:11.42 (1000m)
Top Speed [km/h] (Section)	65.2 (1000m)
Race State	Finished



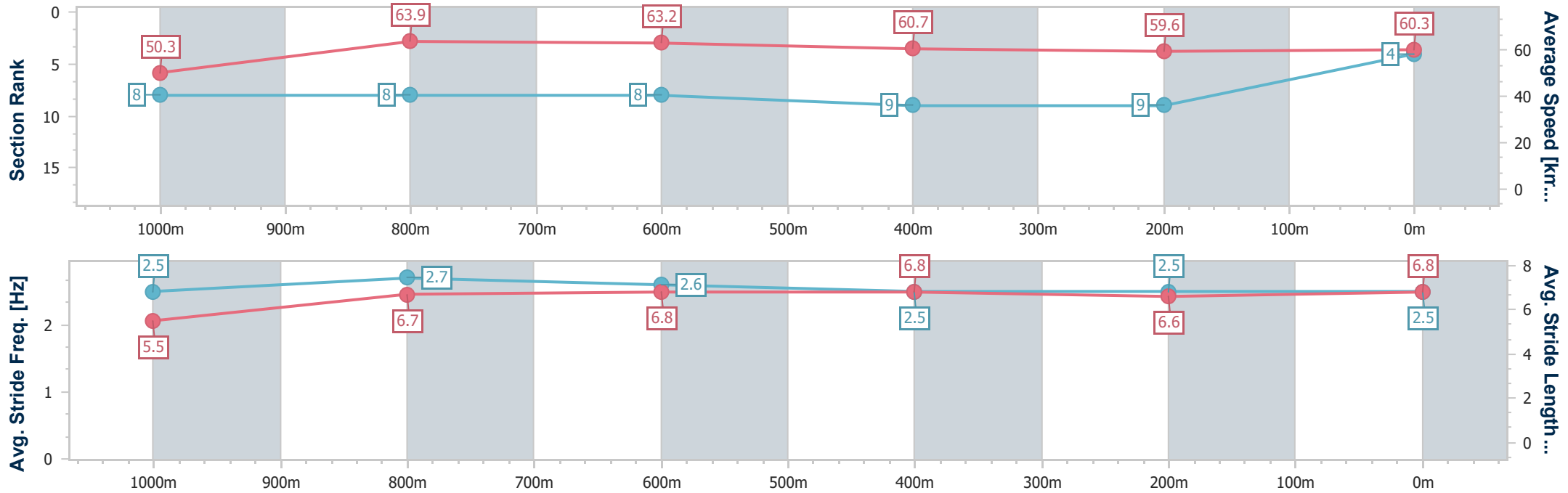
Toowoomba QLD Professional
Race 6: Harvey Norman QTIS Three-Years-Old Maiden Handicap - 1200m



19 October 2024 - 19:59

Track Rating: Good 3, Weather: Fine, Rail Position: +4m Entire

Section	Overall	1000m	800m	600m	400m	200m
Section Times	1:13.28 [4] (0:14.31)	0:58.97 [8] (0:11.42)	0:47.55 [8] (0:11.51)	0:36.04 [8] (0:11.99)	0:24.05 [9] (0:12.12)	0:11.93 [9] (0:11.93)
Average Speed [km/h]	50.3	63.9	63.2	60.7	59.6	60.3
Top Speed [km/h]	64.3	65.2	64.3	62.1	61.2	62.1
Avg. Dist. to Rail [m]	3.8	3.4	2.5	2.1	2.3	3.8
Avg. Stride Freq. [Hz]	2.5	2.7	2.6	2.5	2.5	2.5
Avg. Stride Length [m]	5.5	6.7	6.8	6.8	6.6	6.8



- [] Ranking at each section and finish
- .-.- No data available at this section
- NA No data available



Horse/Jockey Name	Rothweiler
Final Rank	5
Fastest Section Time (Section)	0:11.19 (1000m)
Top Speed [km/h] (Section)	66.5 (Overall)
Race State	Finished



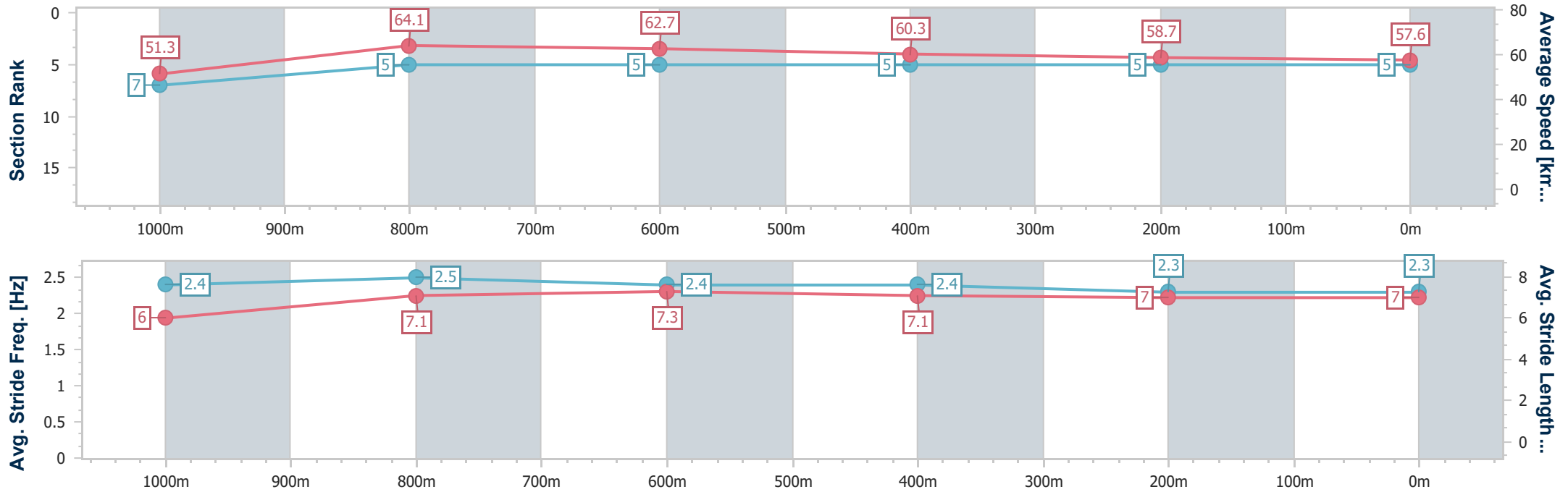
Toowoomba QLD Professional
Race 6: Harvey Norman QTIS Three-Years-Old Maiden Handicap - 1200m



19 October 2024 - 19:59

Track Rating: Good 3, Weather: Fine, Rail Position: +4m Entire

Section	Overall	1000m	800m	600m	400m	200m
Section Times	1:13.48 [5] (0:14.01)	0:59.47 [7] (0:11.19)	0:48.28 [5] (0:11.56)	0:36.72 [5] (0:11.99)	0:24.73 [5] (0:12.25)	0:12.48 [5] (0:12.48)
Average Speed [km/h]	51.3	64.1	62.7	60.3	58.7	57.6
Top Speed [km/h]	66.5	66.1	65.6	62.2	59.7	59.1
Avg. Dist. to Rail [m]	2.1	1.0	1.5	1.0	0.6	0.7
Avg. Stride Freq. [Hz]	2.4	2.5	2.4	2.4	2.3	2.3
Avg. Stride Length [m]	6.0	7.1	7.3	7.1	7.0	7.0



- [] Ranking at each section and finish
- .-.- No data available at this section
- NA No data available



Horse/Jockey Name	Rising Ruby
Final Rank	6
Fastest Section Time (Section)	0:11.04 (1000m)
Top Speed [km/h] (Section)	68.3 (1000m)
Race State	Finished



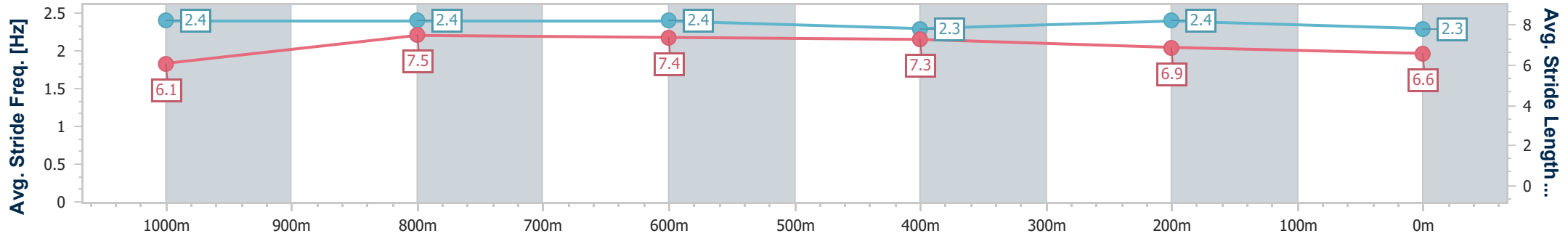
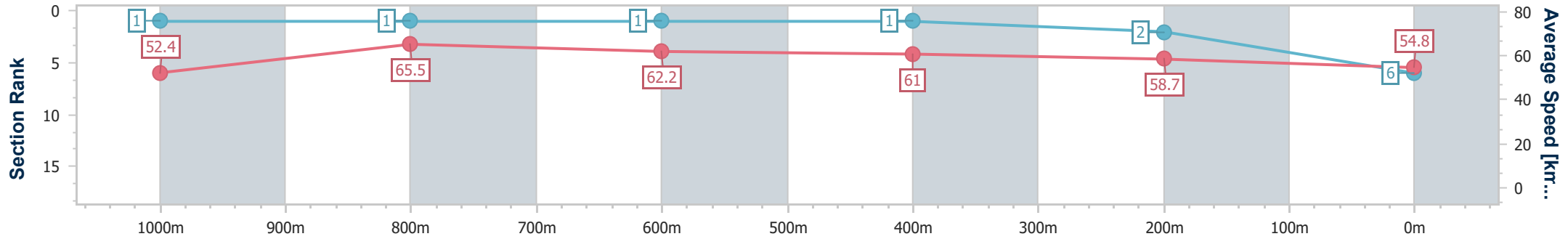
Toowoomba QLD Professional
Race 6: Harvey Norman QTIS Three-Years-Old Maiden Handicap - 1200m



19 October 2024 - 19:59

Track Rating: Good 3, Weather: Fine, Rail Position: +4m Entire

Section	Overall	1000m	800m	600m	400m	200m
Section Times	1:13.53 [6] (0:13.69)	0:59.84 [1] (0:11.04)	0:48.80 [1] (0:11.60)	0:37.20 [1] (0:11.86)	0:25.34 [1] (0:12.21)	0:13.13 [2] (0:13.13)
Average Speed [km/h]	52.4	65.5	62.2	61.0	58.7	54.8
Top Speed [km/h]	68.0	68.3	63.9	63.2	60.4	57.6
Avg. Dist. to Rail [m]	5.4	1.3	0.8	0.9	1.1	2.5
Avg. Stride Freq. [Hz]	2.4	2.4	2.4	2.3	2.4	2.3
Avg. Stride Length [m]	6.1	7.5	7.4	7.3	6.9	6.6



- [] Ranking at each section and finish
- .-.- No data available at this section
- NA No data available



Horse/Jockey Name	Missing Boundaries
Final Rank	7
Fastest Section Time (Section)	0:11.13 (1000m)
Top Speed [km/h] (Section)	84.5 (800m)
Race State	Finished



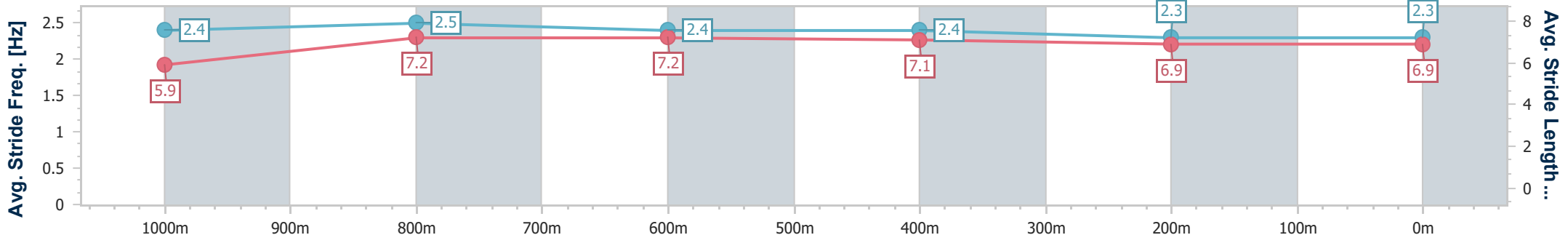
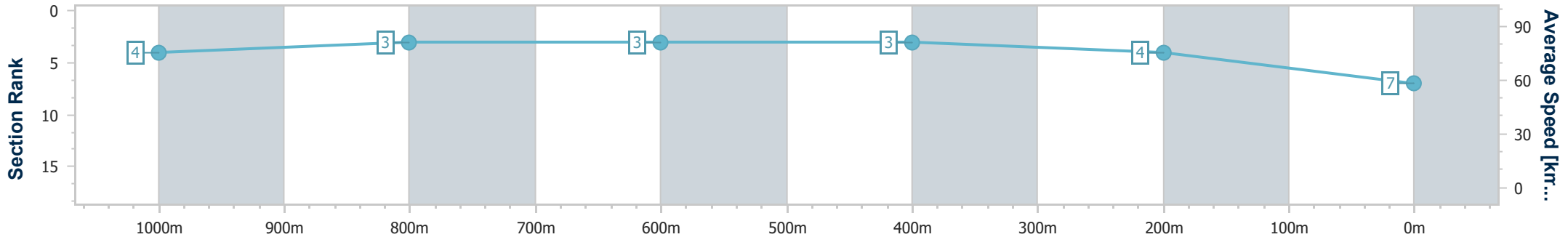
Toowoomba QLD Professional
Race 6: Harvey Norman QTIS Three-Years-Old Maiden Handicap - 1200m



19 October 2024 - 19:59

Track Rating: Good 3, Weather: Fine, Rail Position: +4m Entire

Section	Overall	1000m	800m	600m	400m	200m
Section Times	1:13.67 [7] (0:13.83)	0:59.84 [4] (0:11.13)	0:48.71 [3] (0:11.58)	0:37.13 [3] (0:12.01)	0:25.12 [3] (0:12.30)	0:12.82 [4] (0:12.82)
Average Speed [km/h]	2028.1	1104.5	3323.0	1471.5	2360.8	2509.6
Top Speed [km/h]	67.7	69.6	84.5	75.8	80.4	66.5
Avg. Dist. to Rail [m]	3.5	2.2	1.9	1.0	1.4	3.9
Avg. Stride Freq. [Hz]	2.4	2.5	2.4	2.4	2.3	2.3
Avg. Stride Length [m]	5.9	7.2	7.2	7.1	6.9	6.9



- [] Ranking at each section and finish
- .-.- No data available at this section
- NA No data available



Horse/Jockey Name	Apache Halo
Final Rank	8
Fastest Section Time (Section)	0:11.43 (1000m)
Top Speed [km/h] (Section)	65.8 (Overall)
Race State	Finished



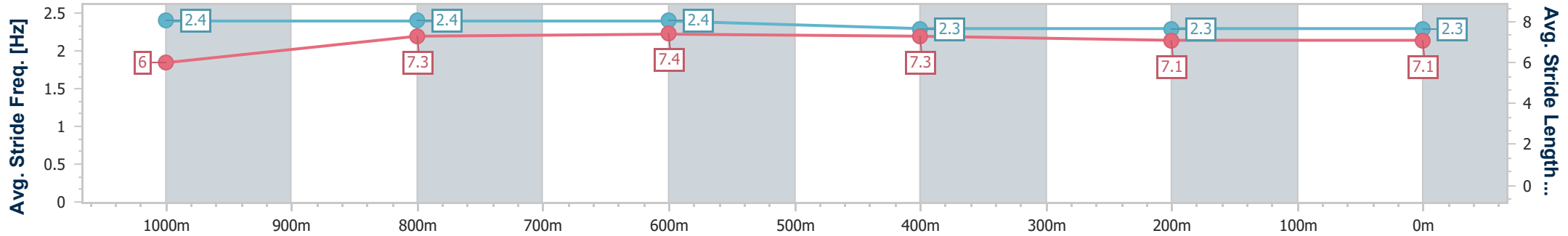
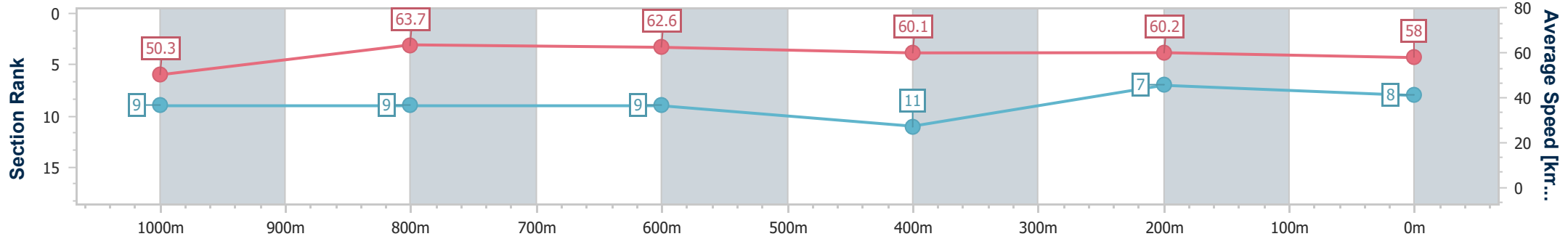
Toowoomba QLD Professional
Race 6: Harvey Norman QTIS Three-Years-Old Maiden Handicap - 1200m



19 October 2024 - 19:59

Track Rating: Good 3, Weather: Fine, Rail Position: +4m Entire

Section	Overall	1000m	800m	600m	400m	200m
Section Times	1:13.70 [8] (0:14.33)	0:59.37 [9] (0:11.43)	0:47.94 [9] (0:11.59)	0:36.35 [9] (0:12.03)	0:24.32 [11] (0:11.88)	0:12.44 [7] (0:12.44)
Average Speed [km/h]	50.3	63.7	62.6	60.1	60.2	58.0
Top Speed [km/h]	65.8	65.2	63.5	62.0	62.4	59.6
Avg. Dist. to Rail [m]	4.7	3.0	2.5	1.0	1.1	0.3
Avg. Stride Freq. [Hz]	2.4	2.4	2.4	2.3	2.3	2.3
Avg. Stride Length [m]	6.0	7.3	7.4	7.3	7.1	7.1



- [] Ranking at each section and finish
- .-.- No data available at this section
- NA No data available



Horse/Jockey Name	Welly
Final Rank	9
Fastest Section Time (Section)	0:11.47 (1000m)
Top Speed [km/h] (Section)	67.2 (Overall)
Race State	Finished



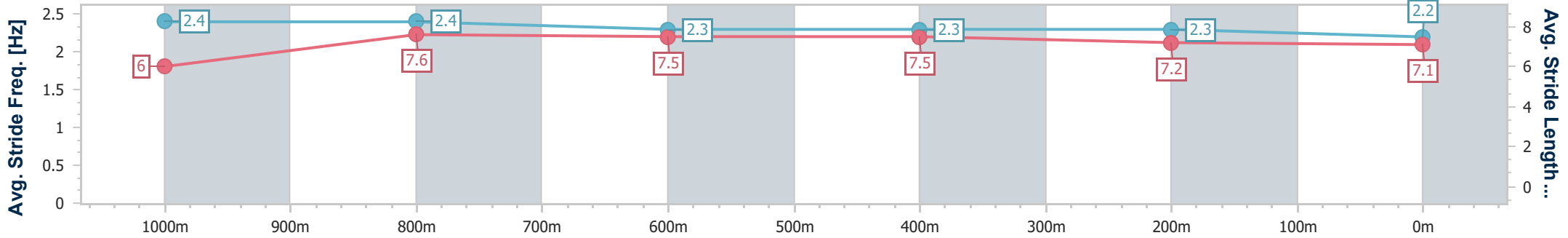
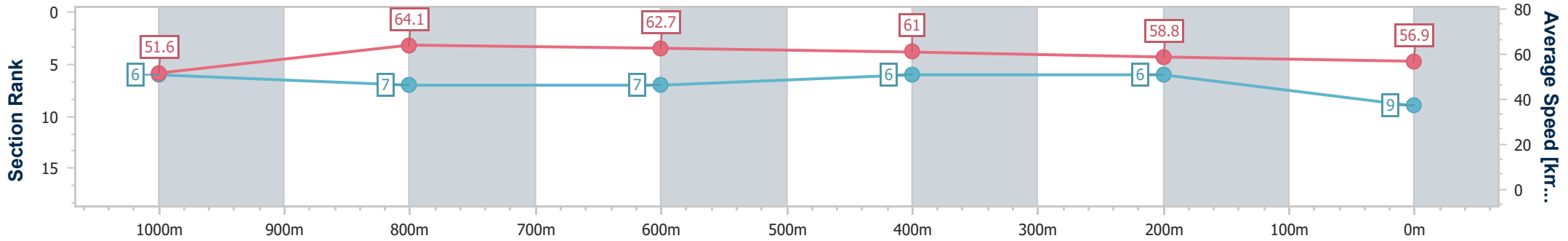
Toowoomba QLD Professional
Race 6: Harvey Norman QTIS Three-Years-Old Maiden Handicap - 1200m



19 October 2024 - 19:59

Track Rating: Good 3, Weather: Fine, Rail Position: +4m Entire

Section	Overall	1000m	800m	600m	400m	200m
Section Times	1:13.74 [9] (0:13.97)	0:59.77 [6] (0:11.47)	0:48.30 [7] (0:11.52)	0:36.78 [7] (0:11.83)	0:24.95 [6] (0:12.32)	0:12.63 [6] (0:12.63)
Average Speed [km/h]	51.6	64.1	62.7	61.0	58.8	56.9
Top Speed [km/h]	67.2	66.7	66.1	61.8	60.4	58.1
Avg. Dist. to Rail [m]	10.4	5.0	1.7	0.6	1.9	3.0
Avg. Stride Freq. [Hz]	2.4	2.4	2.3	2.3	2.3	2.2
Avg. Stride Length [m]	6.0	7.6	7.5	7.5	7.2	7.1



- [] Ranking at each section and finish
- .-.- No data available at this section
- NA No data available



Horse/Jockey Name	Horrible Hank
Final Rank	10
Fastest Section Time (Section)	0:11.37 (1000m)
Top Speed [km/h] (Section)	66.4 (1000m)
Race State	Finished



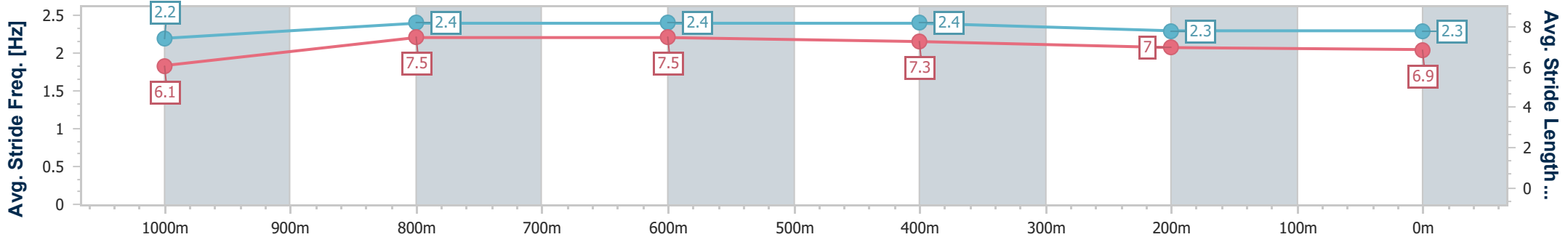
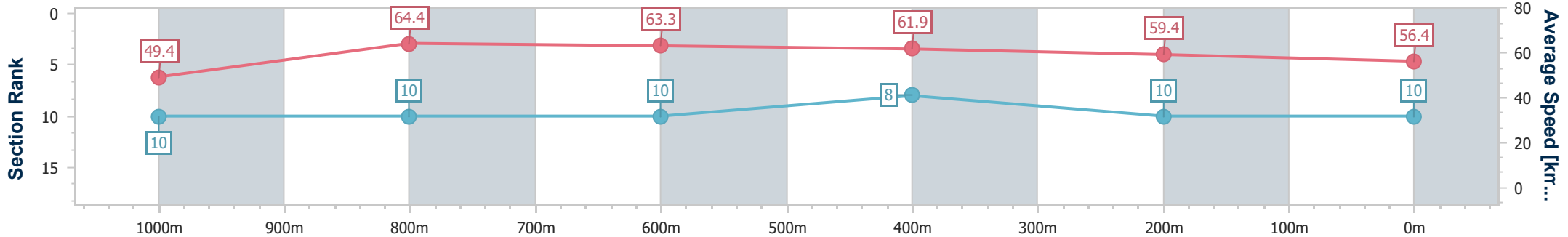
Toowoomba QLD Professional
Race 6: Harvey Norman QTIS Three-Years-Old Maiden Handicap - 1200m



19 October 2024 - 19:59

Track Rating: Good 3, Weather: Fine, Rail Position: +4m Entire

Section	Overall	1000m	800m	600m	400m	200m
Section Times	1:14.18 [10] (0:14.59)	0:59.59 [10] (0:11.37)	0:48.22 [10] (0:11.44)	0:36.78 [10] (0:11.81)	0:24.97 [8] (0:12.21)	0:12.76 [10] (0:12.76)
Average Speed [km/h]	49.4	64.4	63.3	61.9	59.4	56.4
Top Speed [km/h]	65.1	66.4	64.9	64.5	60.6	58.8
Avg. Dist. to Rail [m]	7.9	4.2	2.3	2.9	2.8	4.4
Avg. Stride Freq. [Hz]	2.2	2.4	2.4	2.4	2.3	2.3
Avg. Stride Length [m]	6.1	7.5	7.5	7.3	7.0	6.9



- [] Ranking at each section and finish
- .-.- No data available at this section
- NA No data available



Horse/Jockey Name	Good Day Mae
Final Rank	11
Fastest Section Time (Section)	0:11.42 (1000m)
Top Speed [km/h] (Section)	67.1 (Overall)
Race State	Finished



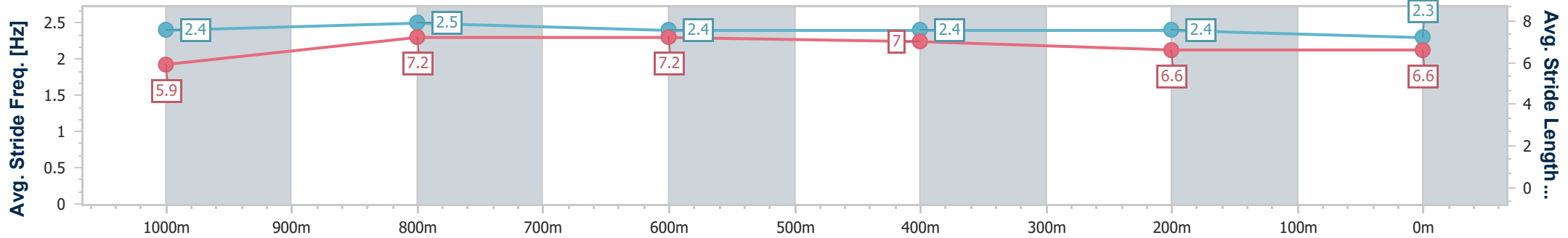
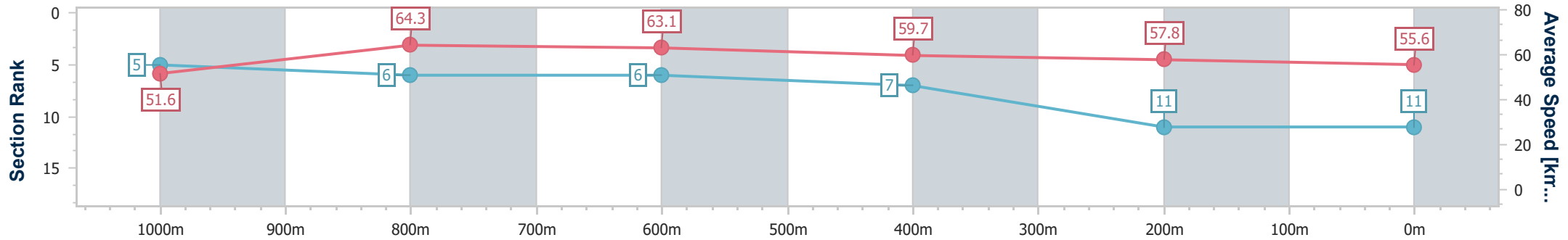
Toowoomba QLD Professional
Race 6: Harvey Norman QTIS Three-Years-Old Maiden Handicap - 1200m



19 October 2024 - 19:59

Track Rating: Good 3, Weather: Fine, Rail Position: +4m Entire

Section	Overall	1000m	800m	600m	400m	200m
Section Times	1:14.50 [11] (0:13.94)	1:00.56 [5] (0:11.42)	0:49.14 [6] (0:11.56)	0:37.58 [6] (0:12.08)	0:25.50 [7] (0:12.55)	0:12.95 [11] (0:12.95)
Average Speed [km/h]	51.6	64.3	63.1	59.7	57.8	55.6
Top Speed [km/h]	67.1	65.8	64.3	60.9	59.0	57.4
Avg. Dist. to Rail [m]	6.5	4.6	2.6	0.6	1.6	0.2
Avg. Stride Freq. [Hz]	2.4	2.5	2.4	2.4	2.4	2.3
Avg. Stride Length [m]	5.9	7.2	7.2	7.0	6.6	6.6



- [] Ranking at each section and finish
- .-.- No data available at this section
- NA No data available



Horse/Jockey Name	Pepper Spray
Final Rank	12
Fastest Section Time (Section)	0:11.46 (1000m)
Top Speed [km/h] (Section)	64.9 (1000m)
Race State	Finished



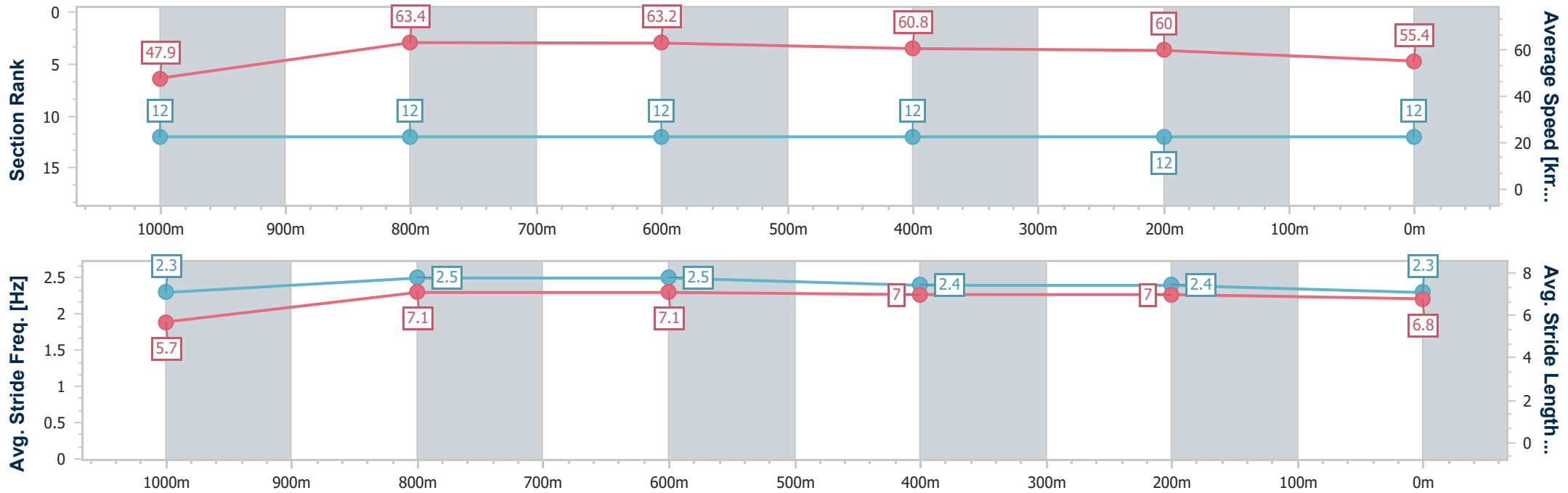
Toowoomba QLD Professional
Race 6: Harvey Norman QTIS Three-Years-Old Maiden Handicap - 1200m



19 October 2024 - 19:59

Track Rating: Good 3, Weather: Fine, Rail Position: +4m Entire

Section	Overall	1000m	800m	600m	400m	200m
Section Times	1:14.60 [12] (0:15.05)	0:59.55 [12] (0:11.46)	0:48.09 [12] (0:11.46)	0:36.63 [12] (0:11.73)	0:24.90 [12] (0:11.98)	0:12.92 [12] (0:12.92)
Average Speed [km/h]	47.9	63.4	63.2	60.8	60.0	55.4
Top Speed [km/h]	64.7	64.9	64.1	64.2	61.9	58.5
Avg. Dist. to Rail [m]	8.5	3.3	1.0	1.1	0.6	0.3
Avg. Stride Freq. [Hz]	2.3	2.5	2.5	2.4	2.4	2.3
Avg. Stride Length [m]	5.7	7.1	7.1	7.0	7.0	6.8



- [] Ranking at each section and finish
- .-.- No data available at this section
- NA No data available



Toowoomba QLD Professional

Race 7: SBI -Spray, Blast, Inspect Maiden Plate - 1625m

19 October 2024 - 20:30



Track Rating: Good 3, Weather: Fine, Rail Position: +4m Entire

Section													Overall	1400m	1200m	1000m	800m	600m	400m	Last 600m
Field Times													1:40.19 (0:15.29)	1:24.90 (0:11.17)	1:13.73 (0:11.67)	1:02.06 (0:11.82)	0:50.24 (0:12.33)	0:37.91 (0:12.67)	0:25.24 (0:12.69)	0:00.00
Rank	TAB	Horse/Jockey	Barrier	Top Speed [km/h]	Fastest Section								Distance Travelled [m]							
1	1	MALECON Rob Thorburn	6	69.6	0:11.20	1:40.19 [1] (0:15.78)	1:24.41 [5] (0:11.20)	1:13.21 [4] (0:11.54)	1:01.67 [3] (0:12.00)	0:49.67 [3] (0:12.24)	0:37.43 [3] (0:12.50)	0:24.93 [3] (0:12.42)	0:37.43							
2	8	POSTMAN'S GAP Michael Murphy	13	68.3	0:11.19	1:40.36 [2] (0:15.47)	1:24.89 [2] (0:11.19)	1:13.70 [2] (0:11.64)	1:02.06 [2] (0:12.00)	0:50.06 [2] (0:12.22)	0:37.84 [2] (0:12.47)	0:25.37 [2] (0:12.65)	0:37.84	-4						
3	9	LADY BOSSA NOVA Kenji Yoshida	3	Data was not able to be tracked for this horse		----	----	----	----	----	----	----	----	----						
4	10	PARRA Melea Castle	7	68.5	0:11.17	1:41.20 [4] (0:16.06)	1:25.14 [8] (0:11.17)	1:13.97 [7] (0:11.54)	1:02.43 [6] (0:11.95)	0:50.48 [5] (0:12.17)	0:38.31 [4] (0:12.57)	0:25.74 [4] (0:12.84)	0:38.31	-4						
5	4	TOY DANDY Olivia Kendal	9	66.1	0:11.46	1:41.43 [5] (0:15.65)	1:25.78 [4] (0:11.46)	1:14.32 [5] (0:11.62)	1:02.70 [5] (0:11.89)	0:50.81 [4] (0:12.41)	0:38.40 [5] (0:12.77)	0:25.63 [5] (0:12.69)	0:38.40	+5						
6	6	WINDFLOWER Karl Zechner	10	69.2	0:11.17	1:41.48 [6] (0:15.29)	1:26.19 [1] (0:11.17)	1:15.02 [1] (0:11.67)	1:03.35 [1] (0:11.82)	0:51.53 [1] (0:12.33)	0:39.20 [1] (0:12.67)	0:26.53 [1] (0:13.08)	0:39.20	-8						
7	7	CALL SIGN Nozi Tomizawa	4	68.0	0:11.25	1:43.31 [7] (0:15.64)	1:27.67 [3] (0:11.25)	1:16.42 [3] (0:11.72)	1:04.70 [4] (0:12.25)	0:52.45 [6] (0:12.80)	0:39.65 [8] (0:12.74)	0:26.91 [8] (0:13.07)	0:39.65	+1						
8	5	UNDERINVESTIGATION Georgina Cartwright	8	67.2	0:11.34	1:43.33 [8] (0:15.88)	1:27.45 [7] (0:11.34)	1:16.11 [6] (0:11.69)	1:04.42 [7] (0:12.13)	0:52.29 [8] (0:12.15)	0:40.14 [7] (0:12.82)	0:27.32 [6] (0:13.22)	0:40.14	-2						
9	3	READY TO FLIRT Les Tilley	11	66.5	0:11.55	1:47.52 [9] (0:15.81)	1:31.71 [6] (0:11.55)	1:20.16 [8] (0:11.70)	1:08.46 [8] (0:11.94)	0:56.52 [7] (0:12.14)	0:44.38 [6] (0:13.12)	0:31.26 [7] (0:14.53)	0:44.38	-4						

Scratched: Zougo Boss (#2), Misty Gold (#13), Fitasafiddle (#11), Nythe (#12)

[] Ranking at each section and finish
 ---- No data available at this section
 NA No data available

SCN Saddle cloth number
 DNF Did not finish
 DNT Did not track



Toowoomba QLD Professional

Race 7: SBI -Spray, Blast, Inspect Maiden Plate - 1625m

19 October 2024 - 20:30



Track Rating: Good 3, Weather: Fine, Rail Position: +4m Entire

Section							200m			Last 600m
Field Times							0:12.55 (0:12.55)			0:00.00
Rank	TAB	Horse/Jockey	Barrier	Top Speed [km/h]	Fastest Section	Margin	Margin			Distance Travelled [m]
1	1	MALECON Rob Thorburn	6	69.6 Overall	0:11.20 1400m	0:12.51 [2] (0:12.51)	1:40.19			0:37.43
2	8	POSTMAN'S GAP Michael Murphy	13	68.3 Overall	0:11.19 1400m	0:12.72 [1] (0:12.72)	0.8L			0:37.84 -4
3	9	LADY BOSSA NOVA Kenji Yoshida	3	Data was not able to be tracked for this horse		----	5.3L			----
4	10	PARRA Melea Castle	7	68.5 Overall	0:11.17 1400m	0:12.90 [4] (0:12.90)	5.5L			0:38.31 -4
5	4	TOY DANDY Olivia Kendal	9	66.1 Overall	0:11.46 1400m	0:12.94 [5] (0:12.94)	6.8L			0:38.40 +5
6	6	WINDFLOWER Karl Zechner	10	69.2 Overall	0:11.17 1400m	0:13.45 [3] (0:13.45)	7L			0:39.20 -8
7	7	CALL SIGN Nozi Tomizawa	4	68.0 Overall	0:11.25 1400m	0:13.84 [7] (0:13.84)	17.5L			0:39.65 +1
8	5	UNDERINVESTIGATION Georgina Cartwright	8	67.2 Overall	0:11.34 1400m	0:14.10 [6] (0:14.10)	17.6L			0:40.14 -2
9	3	READY TO FLIRT Les Tilley	11	66.5 1400m	0:11.55 1400m	0:16.73 [8] (0:16.73)	42.1L			0:44.38 -4

Scratched: Zougo Boss (#2), Misty Gold (#13), Fitasafiddle (#11), Nythe (#12)



Horse/Jockey Name	Malecon
Final Rank	1
Fastest Section Time (Section)	0:11.20 (1400m)
Top Speed [km/h] (Section)	69.6 (Overall)
Race State	Finished



Toowoomba QLD Professional

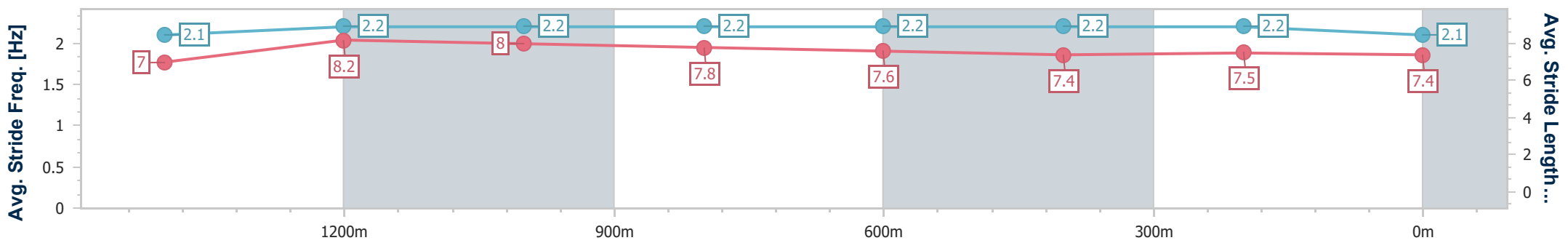
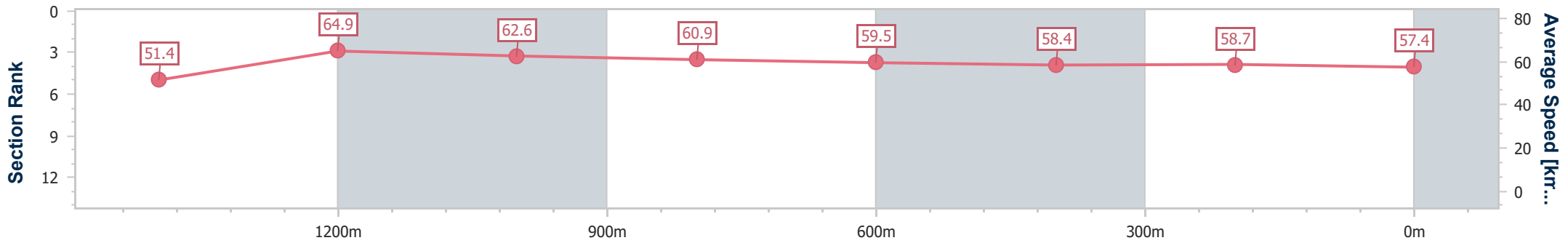
Race 7: SBI -Spray, Blast, Inspect Maiden Plate - 1625m

19 October 2024 - 20:30

Track Rating: Good 3, Weather: Fine, Rail Position: +4m Entire



Section	Overall	1400m	1200m	1000m	800m	600m	400m	200m
Section Times	1:40.19 [1] (0:15.78)	1:24.41 [5] (0:11.20)	1:13.21 [4] (0:11.54)	1:01.67 [3] (0:12.00)	0:49.67 [3] (0:12.24)	0:37.43 [3] (0:12.50)	0:24.93 [3] (0:12.42)	0:12.51 [2] (0:12.51)
Average Speed [km/h]	51.4	64.9	62.6	60.9	59.5	58.4	58.7	57.4
Top Speed [km/h]	69.6	68.1	63.6	62.2	60.4	60.2	59.8	58.6
Avg. Dist. to Rail [m]	3.2	1.8	3.2	4.2	4.0	2.9	2.7	1.0
Avg. Stride Freq. [Hz]	2.1	2.2	2.2	2.2	2.2	2.2	2.2	2.1
Avg. Stride Length [m]	7.0	8.2	8.0	7.8	7.6	7.4	7.5	7.4



- [] Ranking at each section and finish
- .-.- No data available at this section
- NA No data available



Horse/Jockey Name	Postman's Gap
Final Rank	2
Fastest Section Time (Section)	0:11.19 (1400m)
Top Speed [km/h] (Section)	68.3 (Overall)
Race State	Finished



Toowoomba QLD Professional

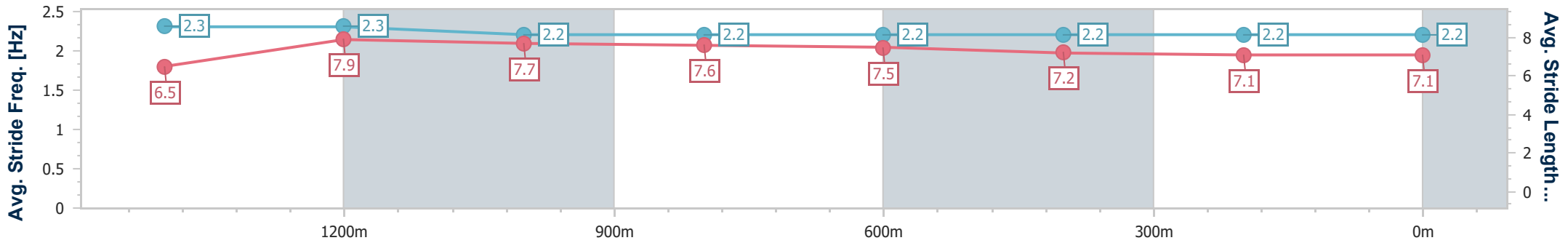
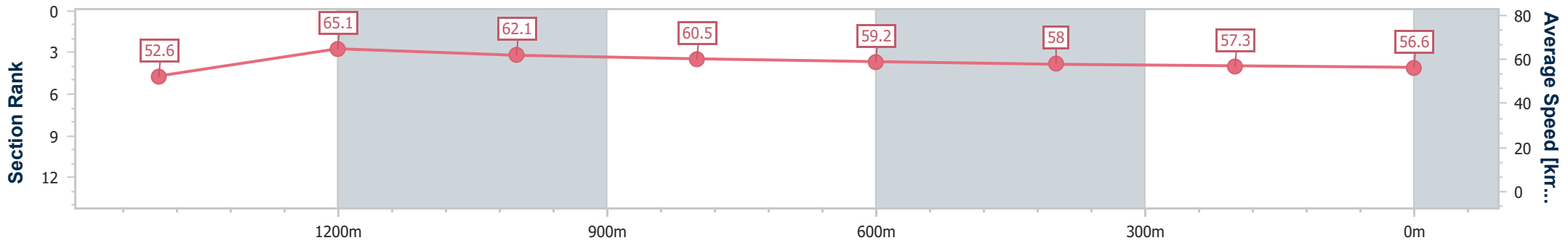
Race 7: SBI -Spray, Blast, Inspect Maiden Plate - 1625m

19 October 2024 - 20:30



Track Rating: Good 3, Weather: Fine, Rail Position: +4m Entire

Section	Overall	1400m	1200m	1000m	800m	600m	400m	200m				
Section Times	1:40.36 [2] (0:15.47)	1:24.89 [2] (0:11.19)	1:13.70 [2] (0:11.64)	1:02.06 [2] (0:12.00)	0:50.06 [2] (0:12.22)	0:37.84 [2] (0:12.47)	0:25.37 [2] (0:12.65)	0:12.72 [1] (0:12.72)				
Average Speed [km/h]	52.6	65.1	62.1	60.5	59.2	58.0	57.3	56.6				
Top Speed [km/h]	68.3	66.2	63.6	61.9	60.2	59.0	58.8	57.6				
Avg. Dist. to Rail [m]	7.2	1.8	2.8	2.3	1.7	1.2	1.5	1.9				
Avg. Stride Freq. [Hz]	2.3	2.3	2.2	2.2	2.2	2.2	2.2	2.2				
Avg. Stride Length [m]	6.5	7.9	7.7	7.6	7.5	7.2	7.1	7.1				



- [] Ranking at each section and finish
- .-.- No data available at this section
- NA No data available



Horse/Jockey Name	Parra
Final Rank	4
Fastest Section Time (Section)	0:11.17 (1400m)
Top Speed [km/h] (Section)	68.5 (Overall)
Race State	Finished



Toowoomba QLD Professional

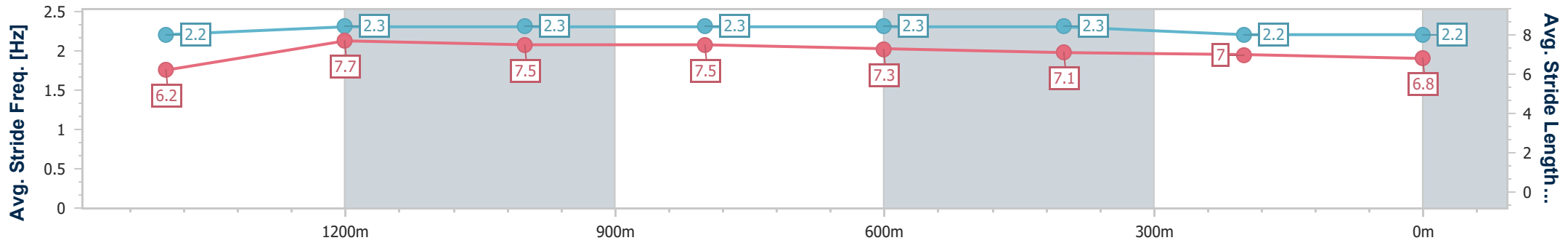
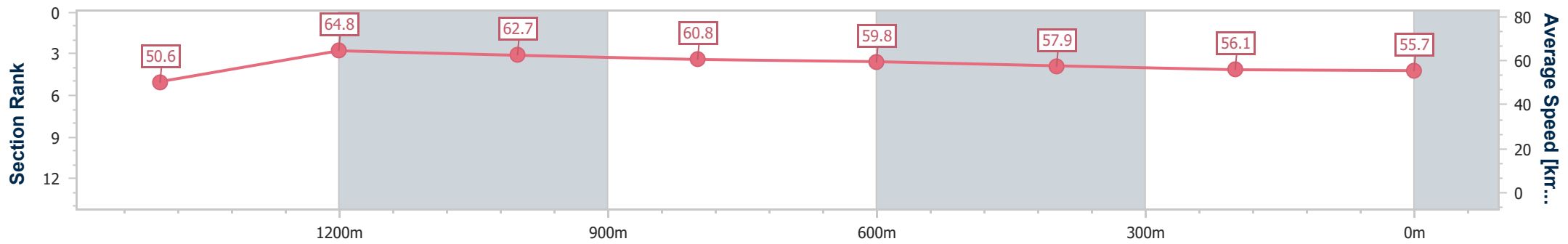
Race 7: SBI -Spray, Blast, Inspect Maiden Plate - 1625m

19 October 2024 - 20:30



Track Rating: Good 3, Weather: Fine, Rail Position: +4m Entire

Section	Overall	1400m	1200m	1000m	800m	600m	400m	200m				
Section Times	1:41.20 [4] (0:16.06)	1:25.14 [8] (0:11.17)	1:13.97 [7] (0:11.54)	1:02.43 [6] (0:11.95)	0:50.48 [5] (0:12.17)	0:38.31 [4] (0:12.57)	0:25.74 [4] (0:12.84)	0:12.90 [4] (0:12.90)				
Average Speed [km/h]	50.6	64.8	62.7	60.8	59.8	57.9	56.1	55.7				
Top Speed [km/h]	68.5	66.2	64.0	61.9	60.7	60.1	56.7	56.2				
Avg. Dist. to Rail [m]	4.2	1.5	2.2	2.2	3.6	2.2	0.8	1.2				
Avg. Stride Freq. [Hz]	2.2	2.3	2.3	2.3	2.3	2.3	2.2	2.2				
Avg. Stride Length [m]	6.2	7.7	7.5	7.5	7.3	7.1	7.0	6.8				



- [] Ranking at each section and finish
- .-.- No data available at this section
- NA No data available



Horse/Jockey Name	Toy Dandy
Final Rank	5
Fastest Section Time (Section)	0:11.46 (1400m)
Top Speed [km/h] (Section)	66.1 (Overall)
Race State	Finished



Toowoomba QLD Professional

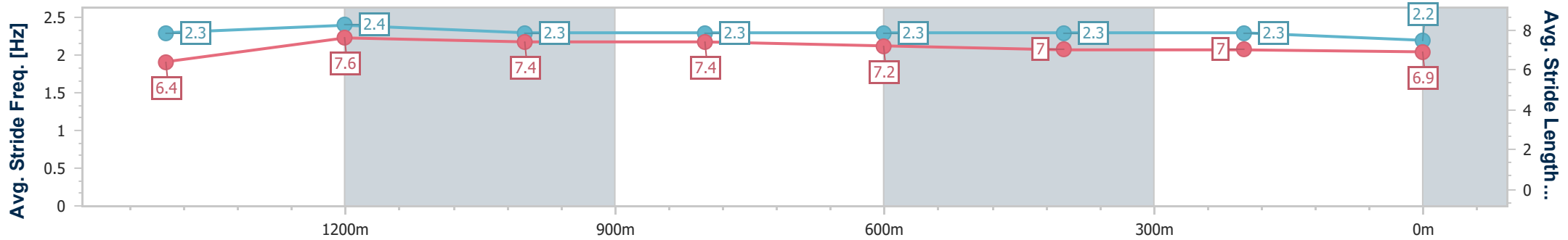
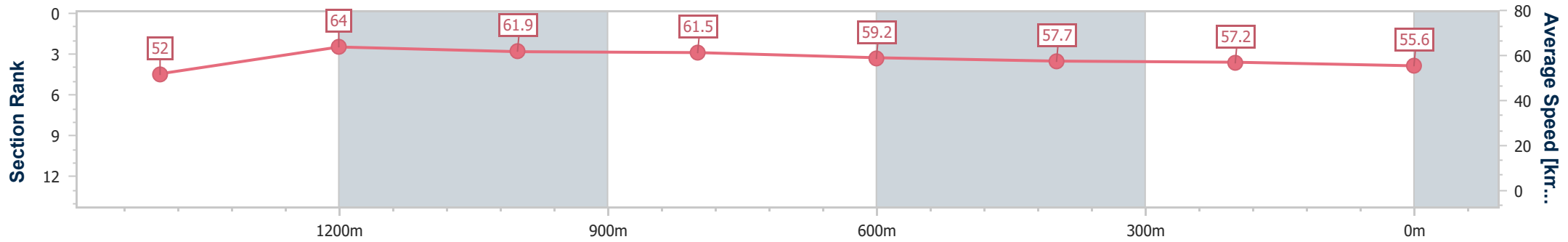
Race 7: SBI -Spray, Blast, Inspect Maiden Plate - 1625m

19 October 2024 - 20:30



Track Rating: Good 3, Weather: Fine, Rail Position: +4m Entire

Section	Overall	1400m	1200m	1000m	800m	600m	400m	200m					
Section Times	1:41.43 [5] (0:15.65)	1:25.78 [4] (0:11.46)	1:14.32 [5] (0:11.62)	1:02.70 [5] (0:11.89)	0:50.81 [4] (0:12.41)	0:38.40 [5] (0:12.77)	0:25.63 [5] (0:12.69)	0:12.94 [5] (0:12.94)					
Average Speed [km/h]	52.0	64.0	61.9	61.5	59.2	57.7	57.2	55.6					
Top Speed [km/h]	66.1	65.5	64.0	63.8	60.6	59.5	58.1	56.6					
Avg. Dist. to Rail [m]	3.7	3.1	3.5	3.5	5.9	4.6	2.0	0.8					
Avg. Stride Freq. [Hz]	2.3	2.4	2.3	2.3	2.3	2.3	2.3	2.2					
Avg. Stride Length [m]	6.4	7.6	7.4	7.4	7.2	7.0	7.0	6.9					



- [] Ranking at each section and finish
- .-.- No data available at this section
- NA No data available



Horse/Jockey Name	Windflower
Final Rank	6
Fastest Section Time (Section)	0:11.17 (1400m)
Top Speed [km/h] (Section)	69.2 (Overall)
Race State	Finished



Toowoomba QLD Professional

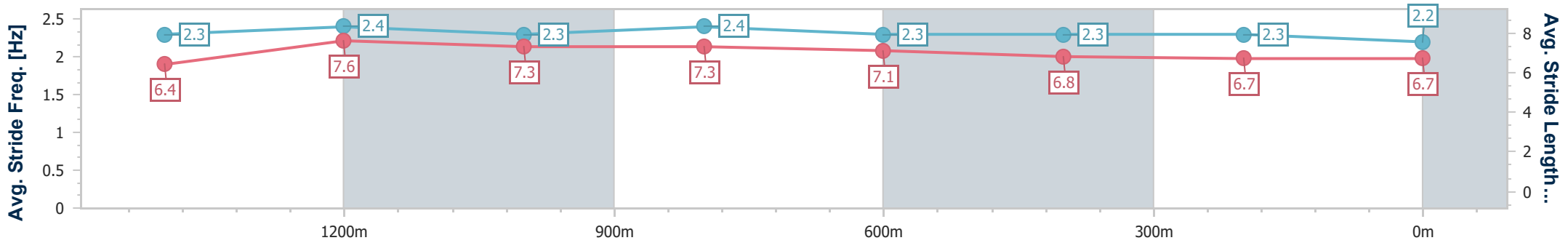
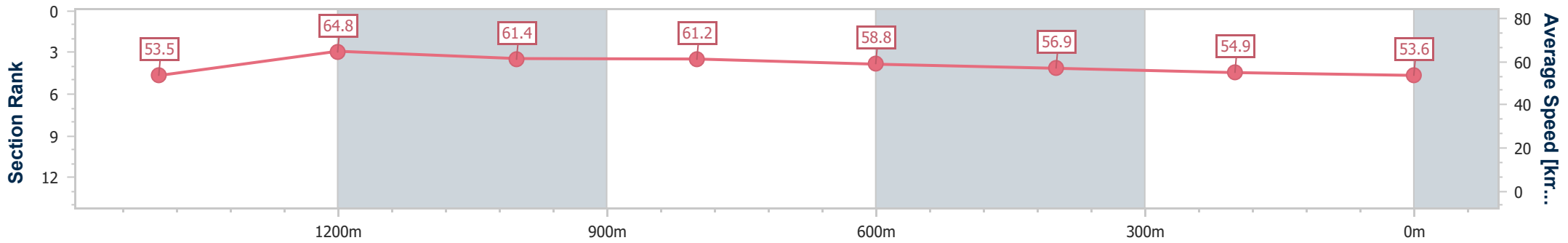
Race 7: SBI -Spray, Blast, Inspect Maiden Plate - 1625m

19 October 2024 - 20:30



Track Rating: Good 3, Weather: Fine, Rail Position: +4m Entire

Section	Overall	1400m	1200m	1000m	800m	600m	400m	200m
Section Times	1:41.48 [6] (0:15.29)	1:26.19 [1] (0:11.17)	1:15.02 [1] (0:11.67)	1:03.35 [1] (0:11.82)	0:51.53 [1] (0:12.33)	0:39.20 [1] (0:12.67)	0:26.53 [1] (0:13.08)	0:13.45 [3] (0:13.45)
Average Speed [km/h]	53.5	64.8	61.4	61.2	58.8	56.9	54.9	53.6
Top Speed [km/h]	69.2	68.5	62.7	62.5	60.5	58.8	56.2	54.9
Avg. Dist. to Rail [m]	6.4	0.8	1.1	1.0	1.6	0.8	0.4	1.8
Avg. Stride Freq. [Hz]	2.3	2.4	2.3	2.4	2.3	2.3	2.3	2.2
Avg. Stride Length [m]	6.4	7.6	7.3	7.3	7.1	6.8	6.7	6.7



- [] Ranking at each section and finish
- .-.- No data available at this section
- NA No data available



Horse/Jockey Name	Call Sign
Final Rank	7
Fastest Section Time (Section)	0:11.25 (1400m)
Top Speed [km/h] (Section)	68.0 (Overall)
Race State	Finished



Toowoomba QLD Professional

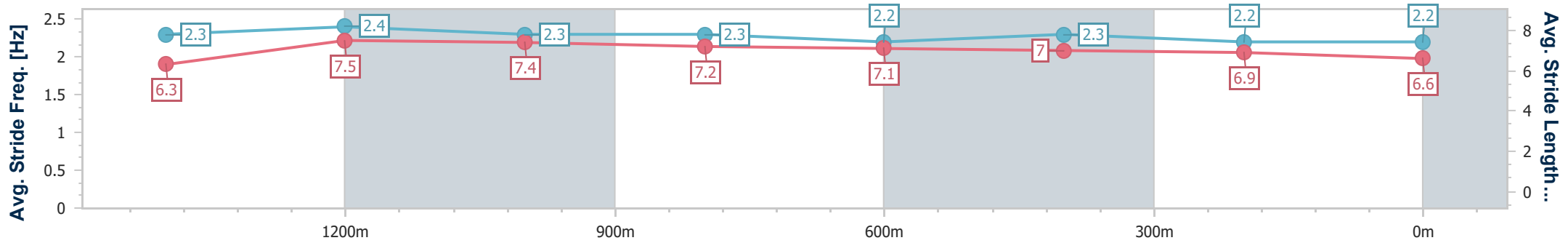
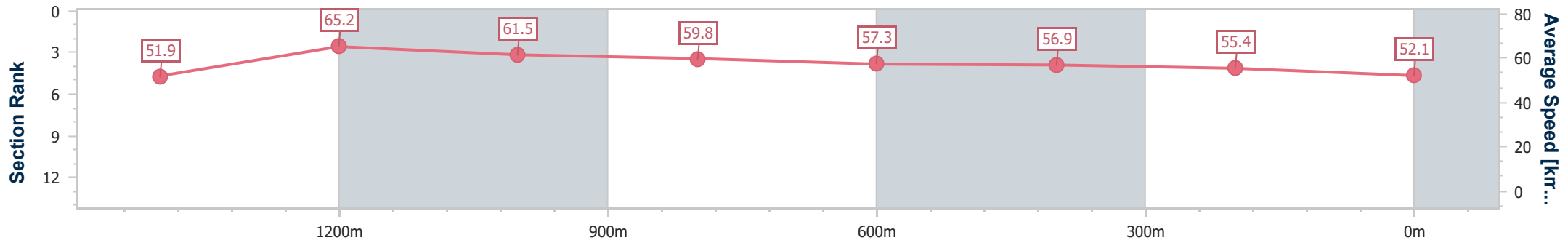
Race 7: SBI -Spray, Blast, Inspect Maiden Plate - 1625m

19 October 2024 - 20:30



Track Rating: Good 3, Weather: Fine, Rail Position: +4m Entire

Section	Overall	1400m	1200m	1000m	800m	600m	400m	200m
Section Times	1:43.31 [7] (0:15.64)	1:27.67 [3] (0:11.25)	1:16.42 [3] (0:11.72)	1:04.70 [4] (0:12.25)	0:52.45 [6] (0:12.80)	0:39.65 [8] (0:12.74)	0:26.91 [8] (0:13.07)	0:13.84 [7] (0:13.84)
Average Speed [km/h]	51.9	65.2	61.5	59.8	57.3	56.9	55.4	52.1
Top Speed [km/h]	68.0	67.9	64.3	61.6	58.2	58.2	57.1	53.5
Avg. Dist. to Rail [m]	3.4	3.0	3.5	4.7	3.8	1.7	2.2	2.7
Avg. Stride Freq. [Hz]	2.3	2.4	2.3	2.3	2.2	2.3	2.2	2.2
Avg. Stride Length [m]	6.3	7.5	7.4	7.2	7.1	7.0	6.9	6.6



- [] Ranking at each section and finish
- .-.- No data available at this section
- NA No data available



Horse/Jockey Name	Underinvestigation
Final Rank	8
Fastest Section Time (Section)	0:11.34 (1400m)
Top Speed [km/h] (Section)	67.2 (Overall)
Race State	Finished



Toowoomba QLD Professional

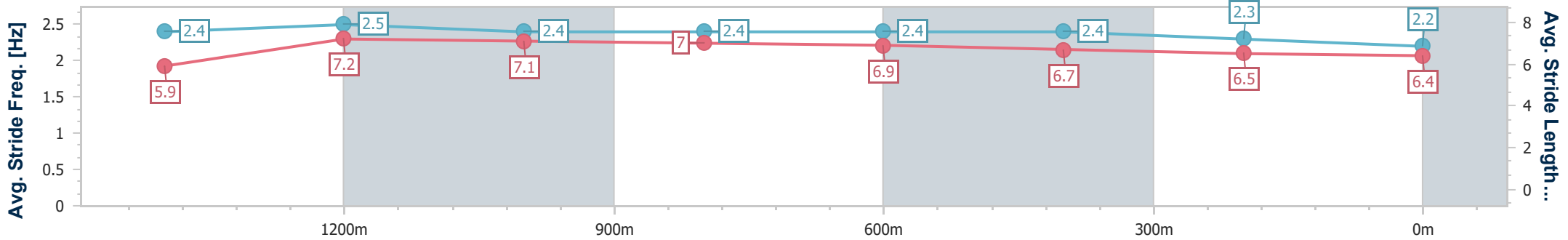
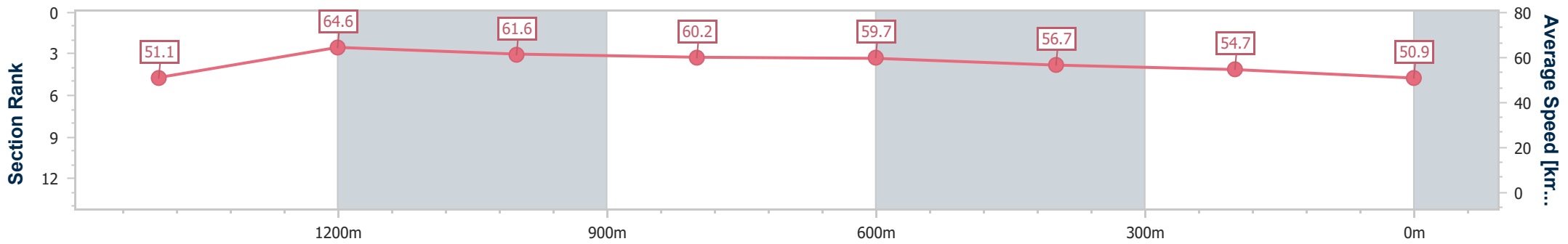
Race 7: SBI -Spray, Blast, Inspect Maiden Plate - 1625m

19 October 2024 - 20:30



Track Rating: Good 3, Weather: Fine, Rail Position: +4m Entire

Section	Overall	1400m	1200m	1000m	800m	600m	400m	200m
Section Times	1:43.33 [8] (0:15.88)	1:27.45 [7] (0:11.34)	1:16.11 [6] (0:11.69)	1:04.42 [7] (0:12.13)	0:52.29 [8] (0:12.15)	0:40.14 [7] (0:12.82)	0:27.32 [6] (0:13.22)	0:14.10 [6] (0:14.10)
Average Speed [km/h]	51.1	64.6	61.6	60.2	59.7	56.7	54.7	50.9
Top Speed [km/h]	67.2	65.8	64.5	61.6	61.6	58.8	55.3	54.6
Avg. Dist. to Rail [m]	4.2	2.5	3.4	2.9	3.4	2.0	0.6	0.9
Avg. Stride Freq. [Hz]	2.4	2.5	2.4	2.4	2.4	2.4	2.3	2.2
Avg. Stride Length [m]	5.9	7.2	7.1	7.0	6.9	6.7	6.5	6.4



- [] Ranking at each section and finish
- .-.- No data available at this section
- NA No data available



Horse/Jockey Name	Ready To Flirt
Final Rank	9
Fastest Section Time (Section)	0:11.55 (1400m)
Top Speed [km/h] (Section)	66.5 (1400m)
Race State	Finished



Toowoomba QLD Professional

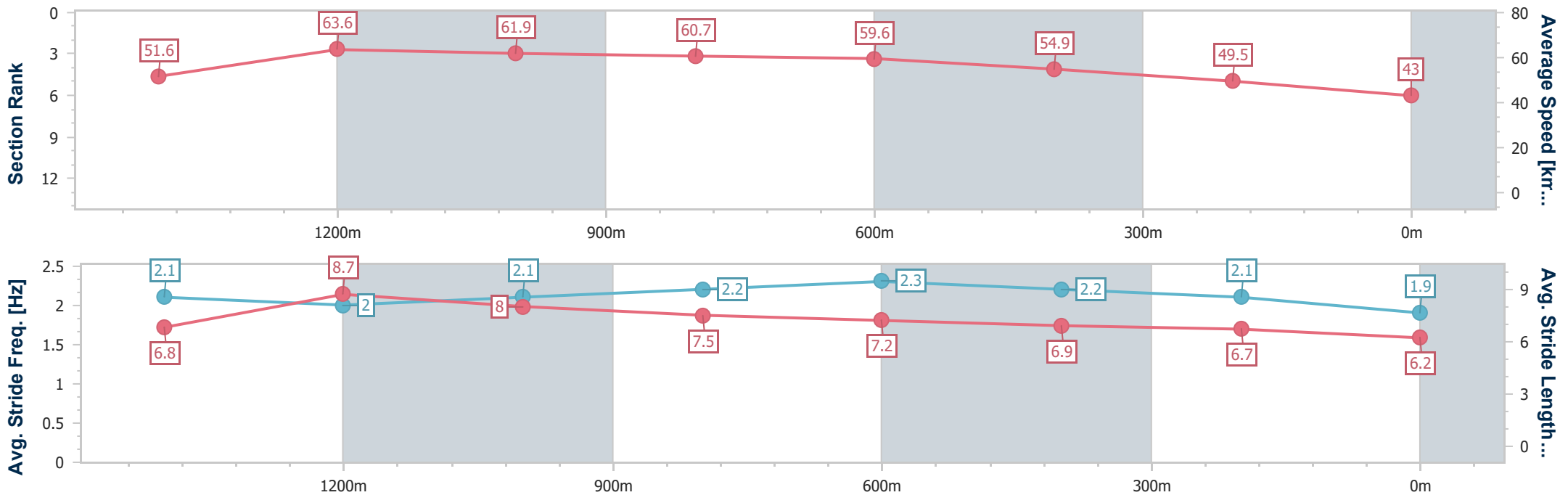
Race 7: SBI -Spray, Blast, Inspect Maiden Plate - 1625m

19 October 2024 - 20:30

Track Rating: Good 3, Weather: Fine, Rail Position: +4m Entire



Section	Overall	1400m	1200m	1000m	800m	600m	400m	200m				
Section Times	1:47.52 [9] (0:15.81)	1:31.71 [6] (0:11.55)	1:20.16 [8] (0:11.70)	1:08.46 [8] (0:11.94)	0:56.52 [7] (0:12.14)	0:44.38 [6] (0:13.12)	0:31.26 [7] (0:14.53)	0:16.73 [8] (0:16.73)				
Average Speed [km/h]	51.6	63.6	61.9	60.7	59.6	54.9	49.5	43.0				
Top Speed [km/h]	65.9	66.5	64.0	61.9	60.6	59.0	52.6	46.6				
Avg. Dist. to Rail [m]	5.8	4.2	2.7	2.2	1.4	0.6	1.0	1.4				
Avg. Stride Freq. [Hz]	2.1	2.0	2.1	2.2	2.3	2.2	2.1	1.9				
Avg. Stride Length [m]	6.8	8.7	8.0	7.5	7.2	6.9	6.7	6.2				



- [] Ranking at each section and finish
- .-.- No data available at this section
- NA No data available



Horse/Jockey Name	Lady Bossa Nova
Final Rank	3
Fastest Section Time (Section)	-:--:--
Top Speed [km/h] (Section)	--.-
Race State	DidNotTrack



Toowoomba QLD Professional

Race 7: SBI -Spray, Blast, Inspect Maiden Plate - 1625m

19 October 2024 - 20:30

Track Rating: Good 3, Weather: Fine, Rail Position: +4m Entire



Section	Overall	1400m	1200m	1000m	800m	600m	400m	200m					
Section Times	-:--:--	-:--:--	-:--:--	-:--:--	-:--:--	-:--:--	-:--:--	-:--:--	-:--:--				
Average Speed [km/h]	--.-	--.-	--.-	--.-	--.-	--.-	--.-	--.-	--.-				
Top Speed [km/h]	--.-	--.-	--.-	--.-	--.-	--.-	--.-	--.-	--.-				
Avg. Dist. to Rail [m]	--	--	--	--	--	--	--	--	--				
Avg. Stride Freq. [Hz]	--.-	--.-	--.-	--.-	--.-	--.-	--.-	--.-	--.-				
Avg. Stride Length [m]	--.-	--.-	--.-	--.-	--.-	--.-	--.-	--.-	--.-				

- [] Ranking at each section and finish
- :--:-- No data available at this section
- NA No data available