



Rockhampton QLD Professional

Race 2: Rockhampton Volkswagen Class 6 Plate - 1200m

19 October 2024 - 13:37



Track Rating: Soft 5, Weather: Fine, Rail Position: +5.5m Entire

Section		Overall	1000m	800m	600m	400m	200m	Last 600m					
Field Times		1:09.71 (0:13.07)	0:56.64 (0:11.09)	0:45.55 (0:11.49)	0:34.06 (0:11.05)	0:23.01 (0:10.98)	0:12.03 (0:12.03)	0:34.06					
Rank	TAB Horse/Jockey	Barrier	Top Speed [km/h]	Fastest Section	Margin	Distance Travelled [m]							
1	4 HELLISH Justin Stanley	7	66.9 400m	0:10.98 400m	1:09.71 [1] (0:13.07)	0:56.64 [1] (0:11.09)	0:45.55 [1] (0:11.49)	0:34.06 [1] (0:11.05)	0:23.01 [1] (0:10.98)	0:12.03 [1] (0:12.03)	1:09.71	0:34.06	
2	7 SPIRIT OF GIVING Adam Sewell	5	67.8 400m	0:10.85 400m	1:09.94 [2] (0:13.82)	0:56.12 [4] (0:11.01)	0:45.11 [4] (0:11.58)	0:33.53 [4] (0:10.96)	0:22.57 [4] (0:10.85)	0:11.72 [4] (0:11.72)	1.35L	0:33.53	+2
3	6 BUSH DIAMOND Zac Sprie	1	68.6 400m	0:10.88 400m	1:10.03 [3] (0:13.53)	0:56.50 [3] (0:11.04)	0:45.46 [3] (0:11.59)	0:33.87 [3] (0:11.01)	0:22.86 [3] (0:10.88)	0:11.98 [3] (0:11.98)	1.89L	0:33.87	-2
4	5 JUNGLE BEAT Raul Silvera Olivera	2	67.0 1000m	0:10.98 1000m	1:10.18 [4] (0:13.25)	0:56.93 [2] (0:10.98)	0:45.95 [2] (0:11.58)	0:34.37 [2] (0:11.03)	0:23.34 [2] (0:11.06)	0:12.28 [2] (0:12.28)	2.76L	0:34.37	+4
5	2 SANTORINI SUMMER Tasha Chambers	6	66.9 600m	0:10.98 600m	1:10.38 [5] (0:13.82)	0:56.56 [5] (0:11.30)	0:45.26 [5] (0:11.35)	0:33.91 [5] (0:10.98)	0:22.93 [5] (0:10.98)	0:11.95 [5] (0:11.95)	3.97L	0:33.91	+0
6	1 DOUBTING EYE Ashley Butler	3	66.7 600m	0:11.01 400m	1:10.40 [6] (0:14.15)	0:56.25 [6] (0:11.04)	0:45.21 [6] (0:11.36)	0:33.85 [6] (0:11.03)	0:22.82 [6] (0:11.01)	0:11.81 [6] (0:11.81)	4.06L	0:33.85	+0
7	3 SHAMEDY Jackson Murphy	4	66.8 800m	0:10.92 600m	1:10.89 [7] (0:14.17)	0:56.72 [7] (0:11.13)	0:45.59 [7] (0:11.41)	0:34.18 [7] (0:10.92)	0:23.26 [7] (0:11.10)	0:12.16 [7] (0:12.16)	6.92L	0:34.18	+3

[] Ranking at each section and finish
 -:-:- No data available at this section
 NA No data available

SCN Saddle cloth number
 DNF Did not finish
 DNT Did not track



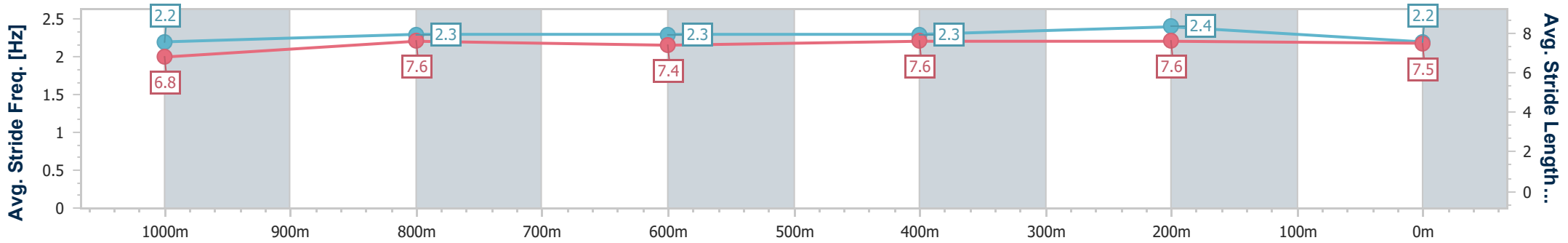
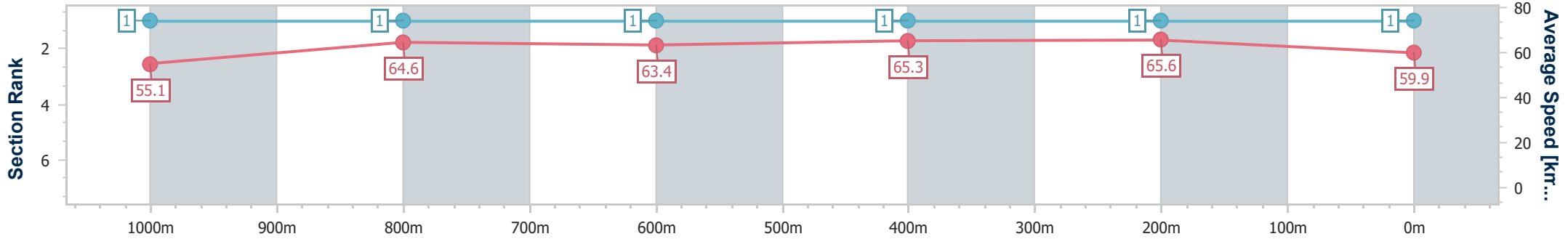
Horse/Jockey Name	Hellish
Final Rank	1
Fastest Section Time (Section)	0:10.98 (400m)
Top Speed [km/h] (Section)	66.9 (400m)
Race State	Finished



Rockhampton QLD Professional
 Race 2: Rockhampton Volkswagen Class 6 Plate - 1200m
 19 October 2024 - 13:37
 Track Rating: Soft 5, Weather: Fine, Rail Position: +5.5m Entire



Section	Overall	1000m	800m	600m	400m	200m
Section Times	1:09.71 [1] (0:13.07)	0:56.64 [1] (0:11.09)	0:45.55 [1] (0:11.49)	0:34.06 [1] (0:11.05)	0:23.01 [1] (0:10.98)	0:12.03 [1] (0:12.03)
Average Speed [km/h]	55.1	64.6	63.4	65.3	65.6	59.9
Top Speed [km/h]	65.9	65.5	64.7	66.9	66.9	63.8
Avg. Dist. to Rail [m]	3.7	1.3	1.7	3.0	3.0	2.6
Avg. Stride Freq. [Hz]	2.2	2.3	2.3	2.3	2.4	2.2
Avg. Stride Length [m]	6.8	7.6	7.4	7.6	7.6	7.5



- [] Ranking at each section and finish
- .-.- No data available at this section
- NA No data available



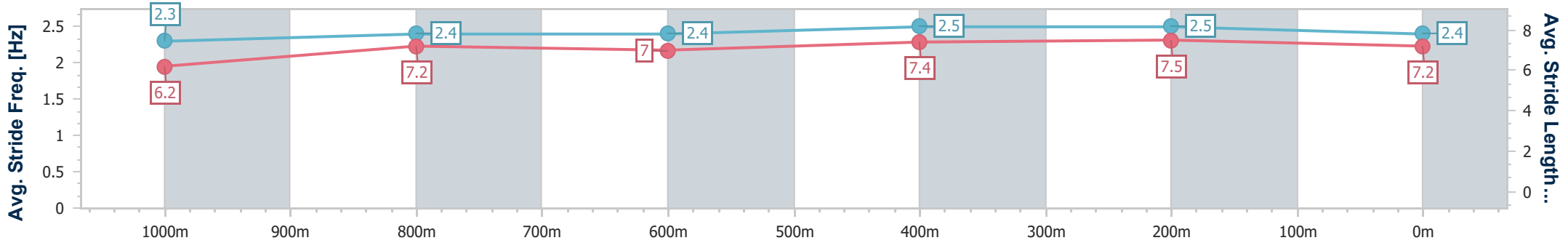
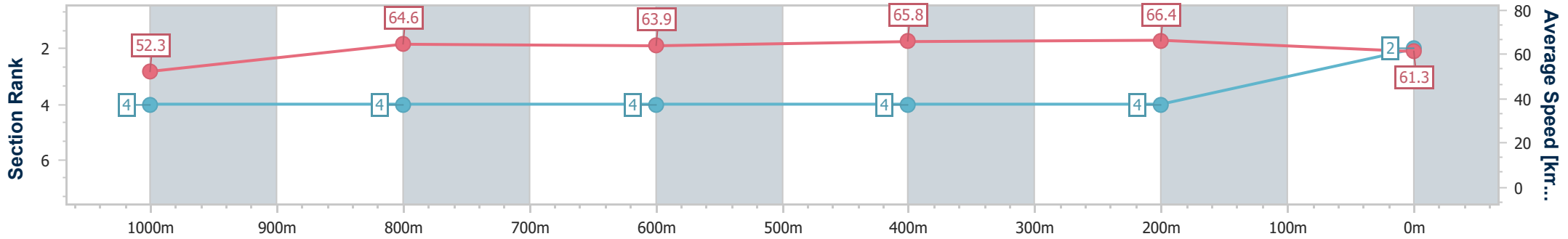
Horse/Jockey Name	Spirit Of Giving
Final Rank	2
Fastest Section Time (Section)	0:10.85 (400m)
Top Speed [km/h] (Section)	67.8 (400m)
Race State	Finished



Rockhampton QLD Professional
 Race 2: Rockhampton Volkswagen Class 6 Plate - 1200m
 19 October 2024 - 13:37
 Track Rating: Soft 5, Weather: Fine, Rail Position: +5.5m Entire



Section	Overall	1000m	800m	600m	400m	200m
Section Times	1:09.94 [2] (0:13.82)	0:56.12 [4] (0:11.01)	0:45.11 [4] (0:11.58)	0:33.53 [4] (0:10.96)	0:22.57 [4] (0:10.85)	0:11.72 [4] (0:11.72)
Average Speed [km/h]	52.3	64.6	63.9	65.8	66.4	61.3
Top Speed [km/h]	62.2	66.3	66.2	67.4	67.8	65.0
Avg. Dist. to Rail [m]	3.2	1.8	3.5	5.6	4.9	3.3
Avg. Stride Freq. [Hz]	2.3	2.4	2.4	2.5	2.5	2.4
Avg. Stride Length [m]	6.2	7.2	7.0	7.4	7.5	7.2



- [] Ranking at each section and finish
- .-.- No data available at this section
- NA No data available



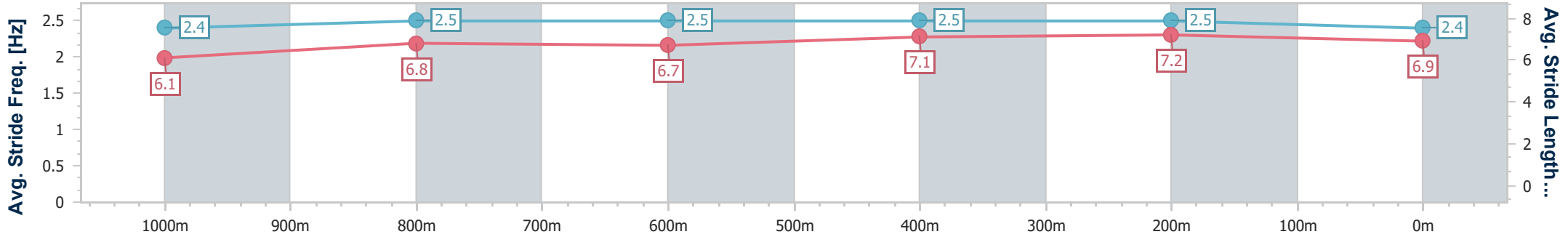
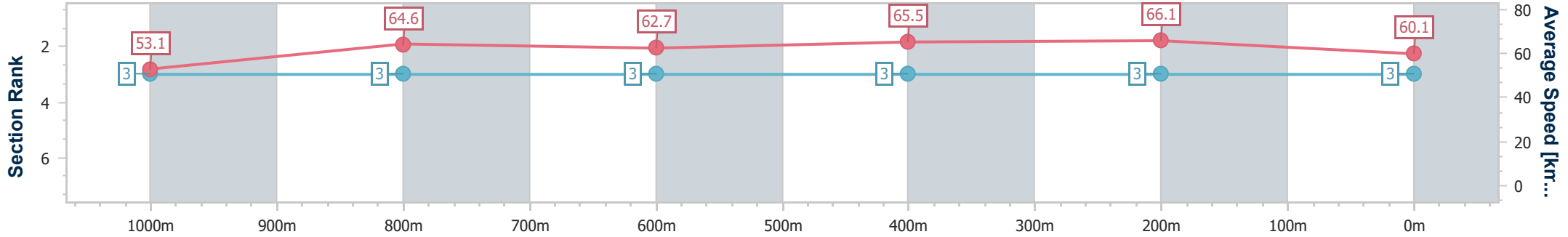
Horse/Jockey Name	Bush Diamond
Final Rank	3
Fastest Section Time (Section)	0:10.88 (400m)
Top Speed [km/h] (Section)	68.6 (400m)
Race State	Finished



Rockhampton QLD Professional
 Race 2: Rockhampton Volkswagen Class 6 Plate - 1200m
 19 October 2024 - 13:37
 Track Rating: Soft 5, Weather: Fine, Rail Position: +5.5m Entire



Section	Overall	1000m	800m	600m	400m	200m
Section Times	1:10.03 [3] (0:13.53)	0:56.50 [3] (0:11.04)	0:45.46 [3] (0:11.59)	0:33.87 [3] (0:11.01)	0:22.86 [3] (0:10.88)	0:11.98 [3] (0:11.98)
Average Speed [km/h]	53.1	64.6	62.7	65.5	66.1	60.1
Top Speed [km/h]	63.6	66.1	64.6	68.5	68.6	64.7
Avg. Dist. to Rail [m]	1.9	1.6	1.1	2.4	4.8	3.5
Avg. Stride Freq. [Hz]	2.4	2.5	2.5	2.5	2.5	2.4
Avg. Stride Length [m]	6.1	6.8	6.7	7.1	7.2	6.9



- [] Ranking at each section and finish
- .-.- No data available at this section
- NA No data available



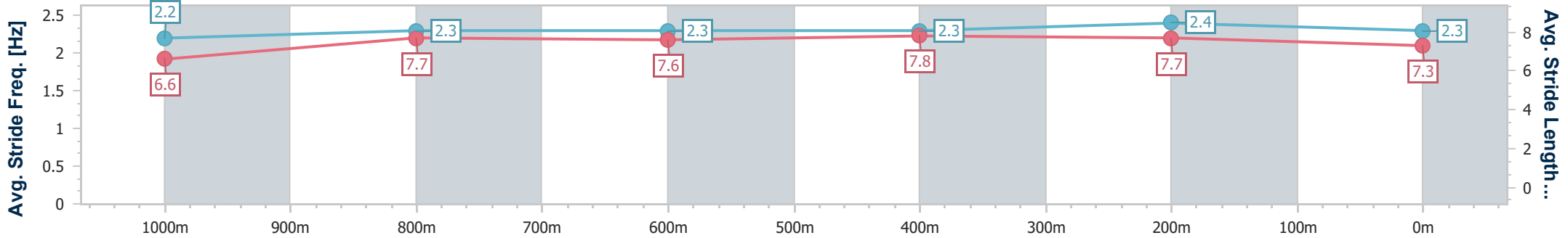
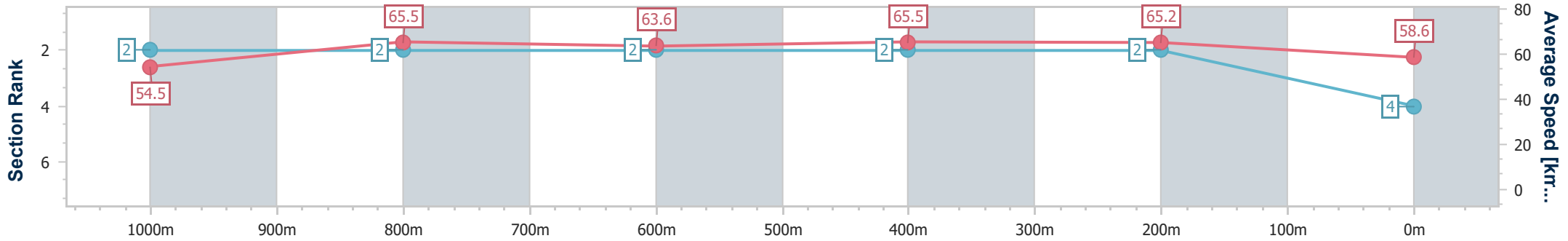
Horse/Jockey Name	Jungle Beat
Final Rank	4
Fastest Section Time (Section)	0:10.98 (1000m)
Top Speed [km/h] (Section)	67.0 (1000m)
Race State	Finished



Rockhampton QLD Professional
 Race 2: Rockhampton Volkswagen Class 6 Plate - 1200m
 19 October 2024 - 13:37
 Track Rating: Soft 5, Weather: Fine, Rail Position: +5.5m Entire



Section	Overall	1000m	800m	600m	400m	200m
Section Times	1:10.18 [4] (0:13.25)	0:56.93 [2] (0:10.98)	0:45.95 [2] (0:11.58)	0:34.37 [2] (0:11.03)	0:23.34 [2] (0:11.06)	0:12.28 [2] (0:12.28)
Average Speed [km/h]	54.5	65.5	63.6	65.5	65.2	58.6
Top Speed [km/h]	65.7	67.0	65.3	66.9	66.7	62.5
Avg. Dist. to Rail [m]	1.3	0.4	2.9	4.4	4.3	4.4
Avg. Stride Freq. [Hz]	2.2	2.3	2.3	2.3	2.4	2.3
Avg. Stride Length [m]	6.6	7.7	7.6	7.8	7.7	7.3



- [] Ranking at each section and finish
- .-.- No data available at this section
- NA No data available



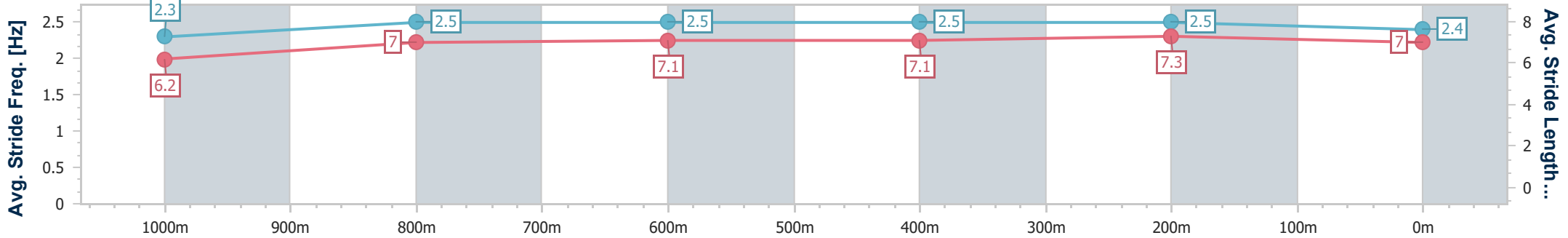
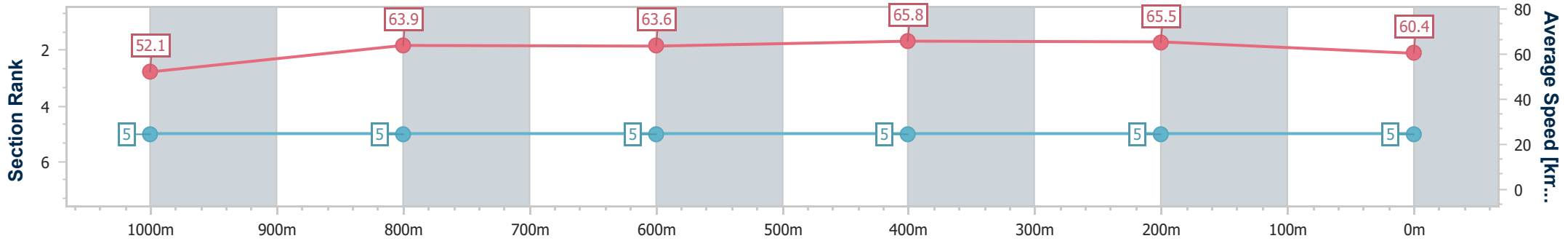
Horse/Jockey Name	Santorini Summer
Final Rank	5
Fastest Section Time (Section)	0:10.98 (600m)
Top Speed [km/h] (Section)	66.9 (600m)
Race State	Finished



Rockhampton QLD Professional
 Race 2: Rockhampton Volkswagen Class 6 Plate - 1200m
 19 October 2024 - 13:37
 Track Rating: Soft 5, Weather: Fine, Rail Position: +5.5m Entire



Section	Overall	1000m	800m	600m	400m	200m
Section Times	1:10.38 [5] (0:13.82)	0:56.56 [5] (0:11.30)	0:45.26 [5] (0:11.35)	0:33.91 [5] (0:10.98)	0:22.93 [5] (0:10.98)	0:11.95 [5] (0:11.95)
Average Speed [km/h]	52.1	63.9	63.6	65.8	65.5	60.4
Top Speed [km/h]	64.2	64.9	65.1	66.9	66.0	64.4
Avg. Dist. to Rail [m]	3.3	0.5	0.5	3.7	5.0	5.4
Avg. Stride Freq. [Hz]	2.3	2.5	2.5	2.5	2.5	2.4
Avg. Stride Length [m]	6.2	7.0	7.1	7.1	7.3	7.0



- [] Ranking at each section and finish
- .-.- No data available at this section
- NA No data available



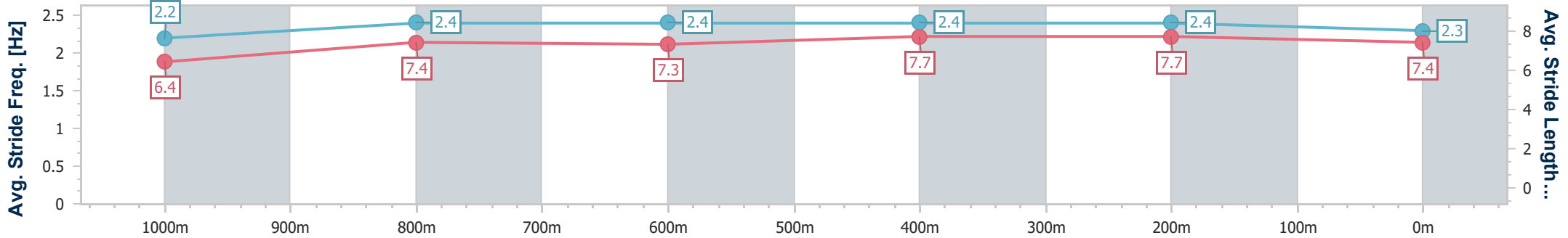
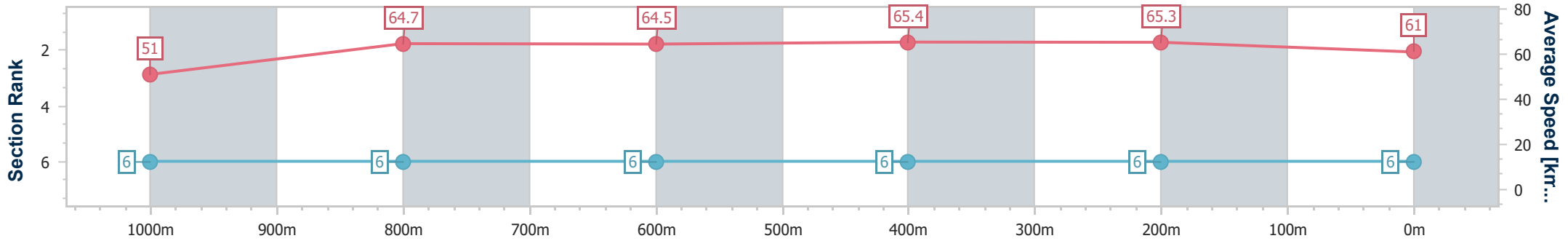
Horse/Jockey Name	Doubting Eye
Final Rank	6
Fastest Section Time (Section)	0:11.01 (400m)
Top Speed [km/h] (Section)	66.7 (600m)
Race State	Finished



Rockhampton QLD Professional
 Race 2: Rockhampton Volkswagen Class 6 Plate - 1200m
 19 October 2024 - 13:37
 Track Rating: Soft 5, Weather: Fine, Rail Position: +5.5m Entire



Section	Overall	1000m	800m	600m	400m	200m
Section Times	1:10.40 [6] (0:14.15)	0:56.25 [6] (0:11.04)	0:45.21 [6] (0:11.36)	0:33.85 [6] (0:11.03)	0:22.82 [6] (0:11.01)	0:11.81 [6] (0:11.81)
Average Speed [km/h]	51.0	64.7	64.5	65.4	65.3	61.0
Top Speed [km/h]	63.1	65.9	65.6	66.7	66.7	64.4
Avg. Dist. to Rail [m]	1.9	1.4	2.1	3.3	2.8	3.2
Avg. Stride Freq. [Hz]	2.2	2.4	2.4	2.4	2.4	2.3
Avg. Stride Length [m]	6.4	7.4	7.3	7.7	7.7	7.4



- [] Ranking at each section and finish
- .-.- No data available at this section
- NA No data available



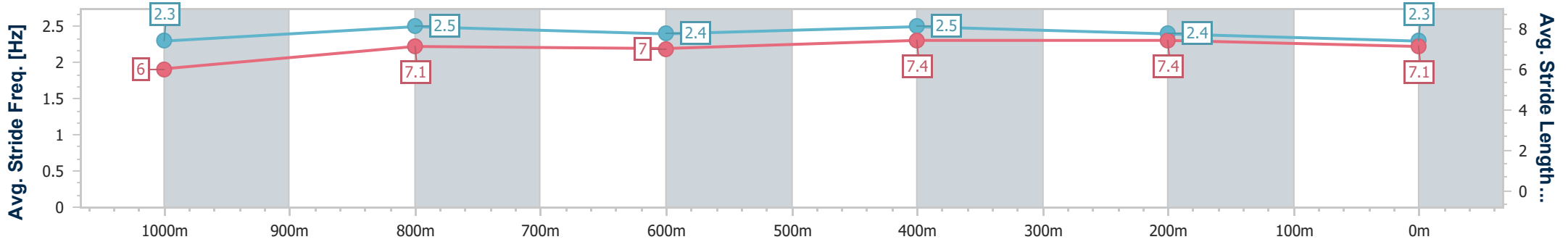
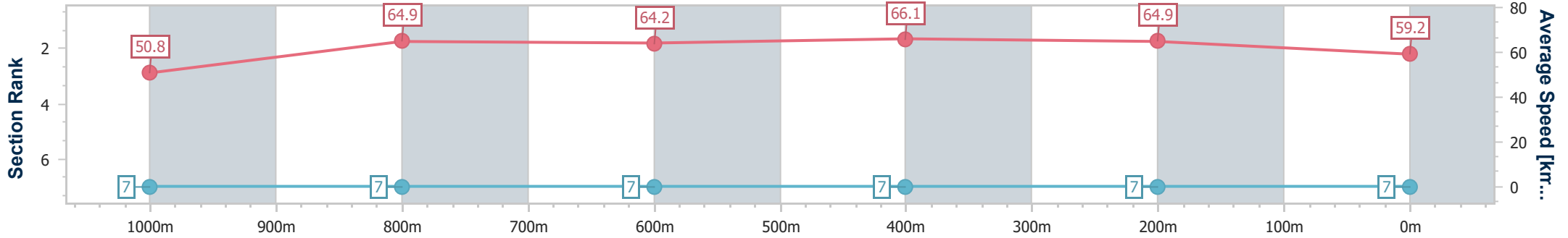
Horse/Jockey Name	Shamedy
Final Rank	7
Fastest Section Time (Section)	0:10.92 (600m)
Top Speed [km/h] (Section)	66.8 (800m)
Race State	Finished



Rockhampton QLD Professional
 Race 2: Rockhampton Volkswagen Class 6 Plate - 1200m
 19 October 2024 - 13:37
 Track Rating: Soft 5, Weather: Fine, Rail Position: +5.5m Entire



Section	Overall	1000m	800m	600m	400m	200m
Section Times	1:10.89 [7] (0:14.17)	0:56.72 [7] (0:11.13)	0:45.59 [7] (0:11.41)	0:34.18 [7] (0:10.92)	0:23.26 [7] (0:11.10)	0:12.16 [7] (0:12.16)
Average Speed [km/h]	50.8	64.9	64.2	66.1	64.9	59.2
Top Speed [km/h]	62.9	66.7	66.8	66.8	66.6	62.9
Avg. Dist. to Rail [m]	1.9	0.5	2.2	4.0	5.4	5.7
Avg. Stride Freq. [Hz]	2.3	2.5	2.4	2.5	2.4	2.3
Avg. Stride Length [m]	6.0	7.1	7.0	7.4	7.4	7.1



- [] Ranking at each section and finish
- .-.- No data available at this section
- NA No data available