



Rockhampton QLD Professional

Race 1: Carly-Mae Pye Memorial QTIS Three-Years-Old Handicap - 1200m

19 October 2024 - 13:03



Track Rating: Soft 5, Weather: Fine, Rail Position: +5.5m Entire

Section		Overall	1000m	800m	600m	400m	200m	Last 600m					
Field Times		1:11.38 (0:13.45)	0:57.93 (0:11.61)	0:46.32 (0:11.89)	0:34.43 (0:11.26)	0:23.17 (0:11.21)	0:11.96 (0:11.96)	0:34.43					
Rank	TAB Horse/Jockey	Barrier	Top Speed [km/h]	Fastest Section	Margin							Distance Travelled [m]	
1	1 WHAT A DOOZY Justin Stanley	3	65.3 400m	0:11.21 400m	1:11.38 [1] (0:13.45)	0:57.93 [1] (0:11.61)	0:46.32 [1] (0:11.89)	0:34.43 [1] (0:11.26)	0:23.17 [1] (0:11.21)	0:11.96 [1] (0:11.96)	1:11.38	0:34.43	
2	5 AMBERINGER Jackson Murphy	1	65.4 600m	0:11.22 600m	1:11.52 [2] (0:13.72)	0:57.80 [3] (0:11.55)	0:46.25 [3] (0:11.83)	0:34.42 [3] (0:11.22)	0:23.20 [3] (0:11.23)	0:11.97 [2] (0:11.97)	0.79L	0:34.42	+0
3	3 SOGOYA Adam Sewell	5	65.2 600m	0:11.28 600m	1:11.58 [3] (0:13.60)	0:57.98 [2] (0:11.56)	0:46.42 [2] (0:11.82)	0:34.60 [2] (0:11.28)	0:23.32 [2] (0:11.34)	0:11.98 [3] (0:11.98)	1.18L	0:34.60	+1
4	6 DUBIOUS AUTHORITY Wanderson D'Avila	2	65.9 400m	0:11.15 400m	1:11.87 [4] (0:14.01)	0:57.86 [5] (0:11.58)	0:46.28 [4] (0:11.71)	0:34.57 [5] (0:11.33)	0:23.24 [5] (0:11.15)	0:12.09 [4] (0:12.09)	2.86L	0:34.57	-2
5	4 GOTTA HERO Raul Silvera Olivera	4	65.8 400m	0:11.25 600m	1:12.35 [5] (0:13.99)	0:58.36 [4] (0:11.61)	0:46.75 [5] (0:11.67)	0:35.08 [4] (0:11.25)	0:23.83 [4] (0:11.27)	0:12.56 [5] (0:12.56)	5.68L	0:35.08	-2

Scratched: Lonhy's Fabre (#2)

[] Ranking at each section and finish
 -:-:-:- No data available at this section
 NA No data available

SCN Saddle cloth number
 DNF Did not finish
 DNT Did not track



Horse/Jockey Name	What A Doozy
Final Rank	1
Fastest Section Time (Section)	0:11.21 (400m)
Top Speed [km/h] (Section)	65.3 (400m)
Race State	Finished



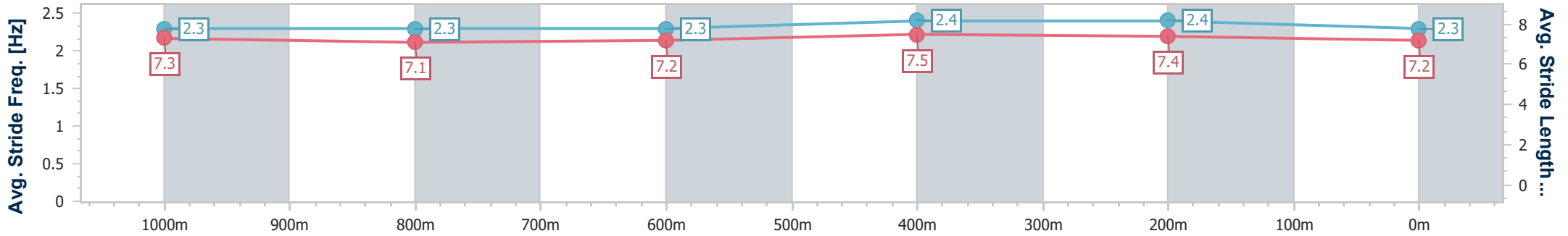
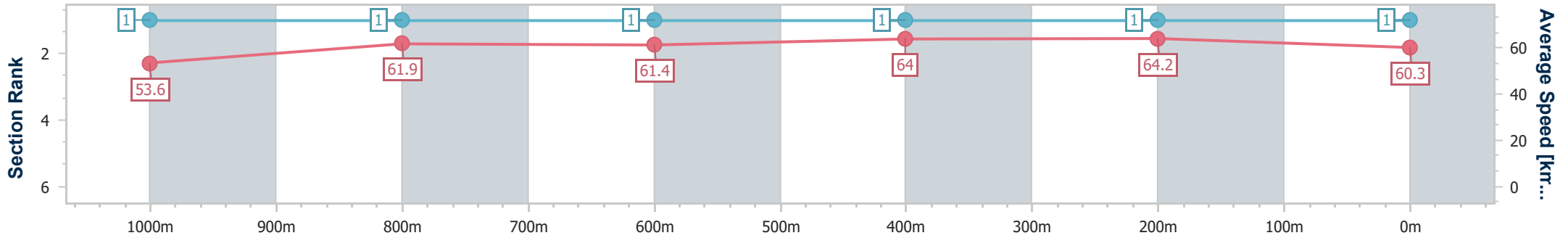
Rockhampton QLD Professional
Race 1: Carly-Mae Pye Memorial QTIS Three-Years-Old Handicap - 1200m

19 October 2024 - 13:03



Track Rating: Soft 5, Weather: Fine, Rail Position: +5.5m Entire

Section	Overall	1000m	800m	600m	400m	200m
Section Times	1:11.38 [1] (0:13.45)	0:57.93 [1] (0:11.61)	0:46.32 [1] (0:11.89)	0:34.43 [1] (0:11.26)	0:23.17 [1] (0:11.21)	0:11.96 [1] (0:11.96)
Average Speed [km/h]	53.6	61.9	61.4	64.0	64.2	60.3
Top Speed [km/h]	62.7	62.8	62.4	65.3	65.3	62.9
Avg. Dist. to Rail [m]	1.8	0.5	1.9	2.8	2.5	2.9
Avg. Stride Freq. [Hz]	2.3	2.3	2.3	2.4	2.4	2.3
Avg. Stride Length [m]	7.3	7.1	7.2	7.5	7.4	7.2



- [] Ranking at each section and finish
- .-.- No data available at this section
- NA No data available



Horse/Jockey Name	Amberinger
Final Rank	2
Fastest Section Time (Section)	0:11.22 (600m)
Top Speed [km/h] (Section)	65.4 (600m)
Race State	Finished



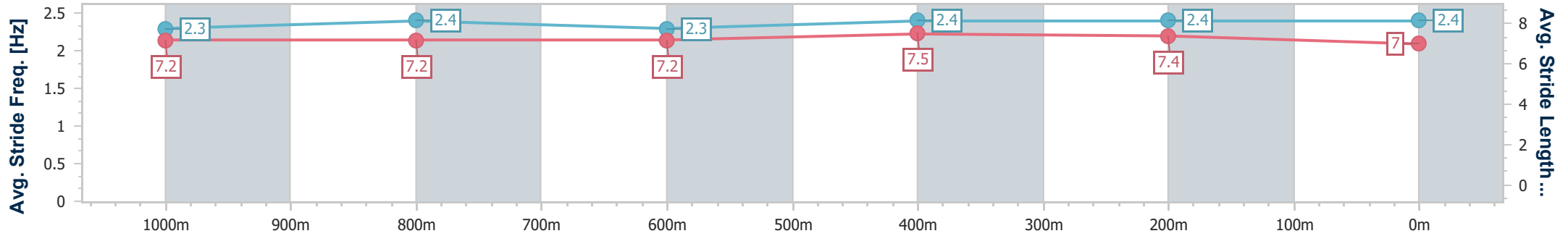
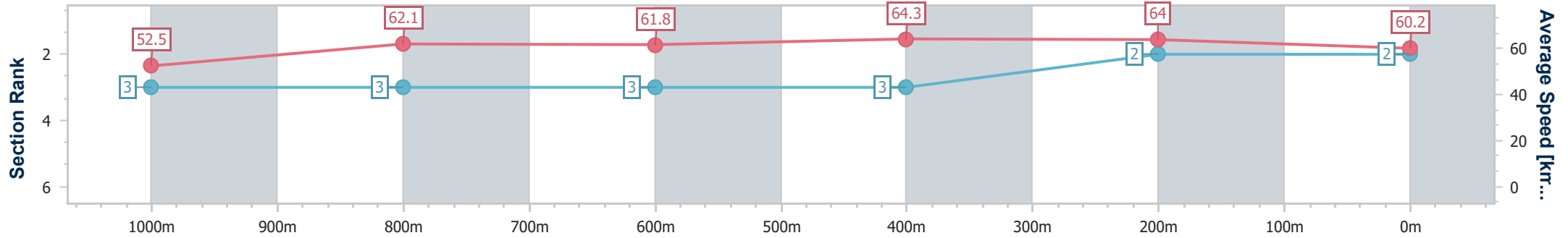
Rockhampton QLD Professional
Race 1: Carly-Mae Pye Memorial QTIS Three-Years-Old Handicap - 1200m

19 October 2024 - 13:03



Track Rating: Soft 5, Weather: Fine, Rail Position: +5.5m Entire

Section	Overall	1000m	800m	600m	400m	200m
Section Times	1:11.52 [2] (0:13.72)	0:57.80 [3] (0:11.55)	0:46.25 [3] (0:11.83)	0:34.42 [3] (0:11.22)	0:23.20 [3] (0:11.23)	0:11.97 [2] (0:11.97)
Average Speed [km/h]	52.5	62.1	61.8	64.3	64.0	60.2
Top Speed [km/h]	62.0	63.1	62.4	65.4	65.2	63.7
Avg. Dist. to Rail [m]	1.1	0.8	1.7	2.5	2.8	3.8
Avg. Stride Freq. [Hz]	2.3	2.4	2.3	2.4	2.4	2.4
Avg. Stride Length [m]	7.2	7.2	7.2	7.5	7.4	7.0



- [] Ranking at each section and finish
- .-.- No data available at this section
- NA No data available



Horse/Jockey Name	Sogoya
Final Rank	3
Fastest Section Time (Section)	0:11.28 (600m)
Top Speed [km/h] (Section)	65.2 (600m)
Race State	Finished



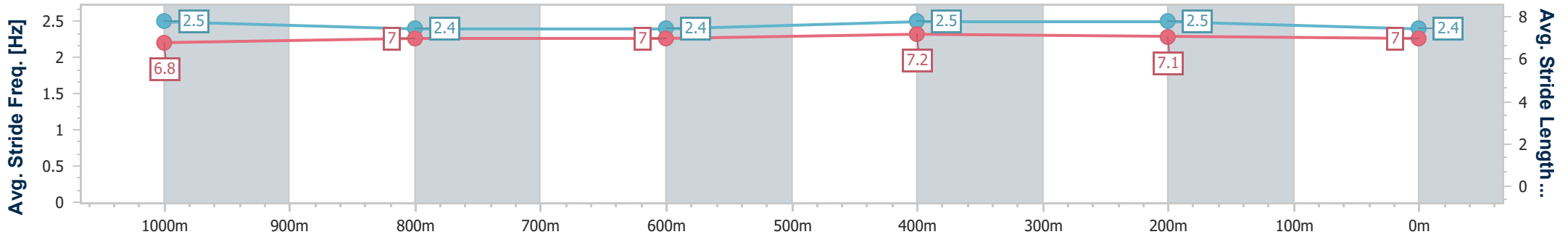
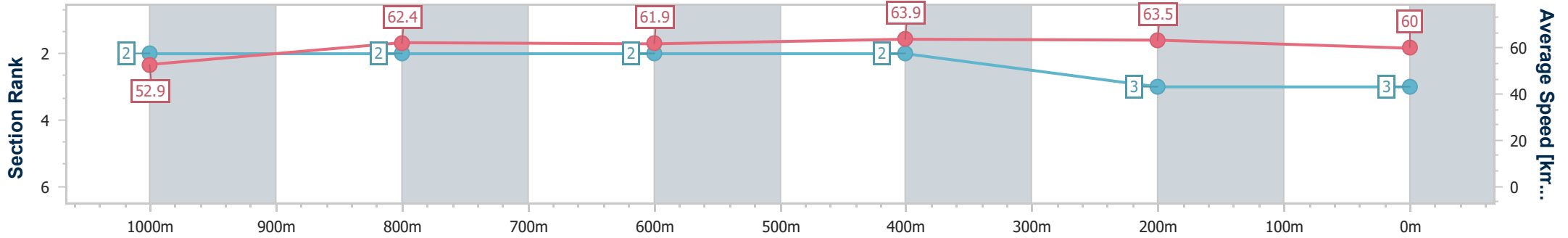
Rockhampton QLD Professional
Race 1: Carly-Mae Pye Memorial QTIS Three-Years-Old Handicap - 1200m

19 October 2024 - 13:03

Track Rating: Soft 5, Weather: Fine, Rail Position: +5.5m Entire



Section	Overall	1000m	800m	600m	400m	200m
Section Times	1:11.58 [3] (0:13.60)	0:57.98 [2] (0:11.56)	0:46.42 [2] (0:11.82)	0:34.60 [2] (0:11.28)	0:23.32 [2] (0:11.34)	0:11.98 [3] (0:11.98)
Average Speed [km/h]	52.9	62.4	61.9	63.9	63.5	60.0
Top Speed [km/h]	62.7	63.6	62.7	65.2	65.0	63.1
Avg. Dist. to Rail [m]	3.9	0.3	2.1	3.3	3.1	5.4
Avg. Stride Freq. [Hz]	2.5	2.4	2.4	2.5	2.5	2.4
Avg. Stride Length [m]	6.8	7.0	7.0	7.2	7.1	7.0



- [] Ranking at each section and finish
- .-.- No data available at this section
- NA No data available



Horse/Jockey Name	Dubious Authority
Final Rank	4
Fastest Section Time (Section)	0:11.15 (400m)
Top Speed [km/h] (Section)	65.9 (400m)
Race State	Finished



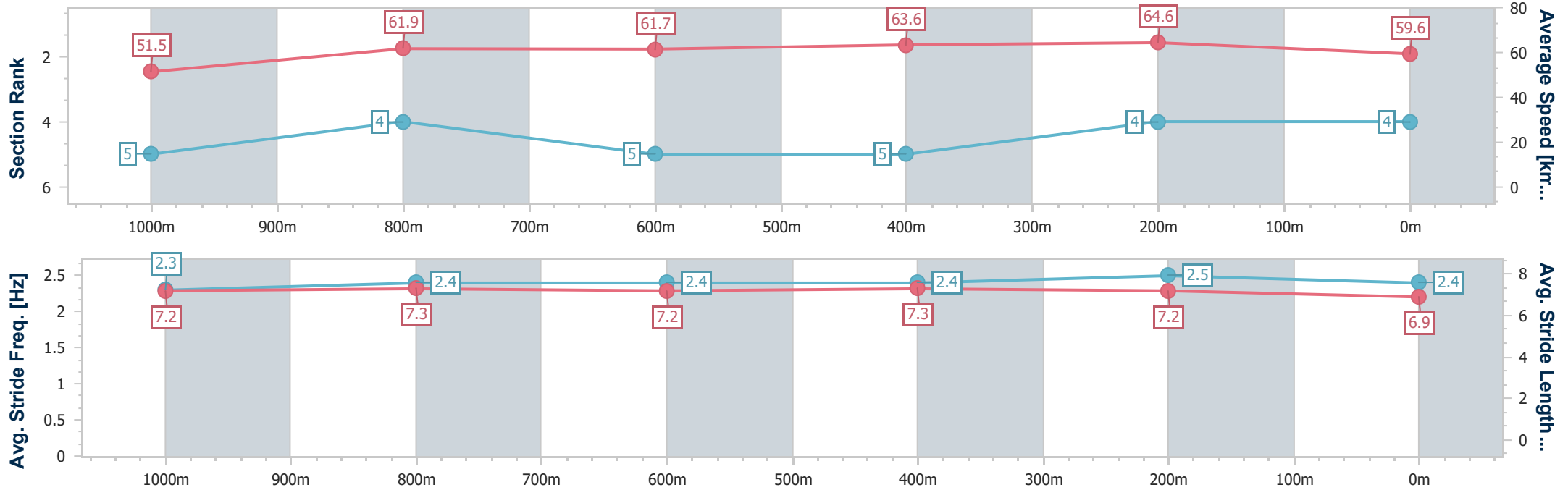
Rockhampton QLD Professional
Race 1: Carly-Mae Pye Memorial QTIS Three-Years-Old Handicap - 1200m

19 October 2024 - 13:03



Track Rating: Soft 5, Weather: Fine, Rail Position: +5.5m Entire

Section	Overall	1000m	800m	600m	400m	200m
Section Times	1:11.87 [4] (0:14.01)	0:57.86 [5] (0:11.58)	0:46.28 [4] (0:11.71)	0:34.57 [5] (0:11.33)	0:23.24 [5] (0:11.15)	0:12.09 [4] (0:12.09)
Average Speed [km/h]	51.5	61.9	61.7	63.6	64.6	59.6
Top Speed [km/h]	61.6	62.9	63.6	65.6	65.9	62.8
Avg. Dist. to Rail [m]	1.4	0.6	0.7	2.1	3.6	6.5
Avg. Stride Freq. [Hz]	2.3	2.4	2.4	2.4	2.5	2.4
Avg. Stride Length [m]	7.2	7.3	7.2	7.3	7.2	6.9



- [] Ranking at each section and finish
- .-.- No data available at this section
- NA No data available



Horse/Jockey Name	Gotta Hero
Final Rank	5
Fastest Section Time (Section)	0:11.25 (600m)
Top Speed [km/h] (Section)	65.8 (400m)
Race State	Finished



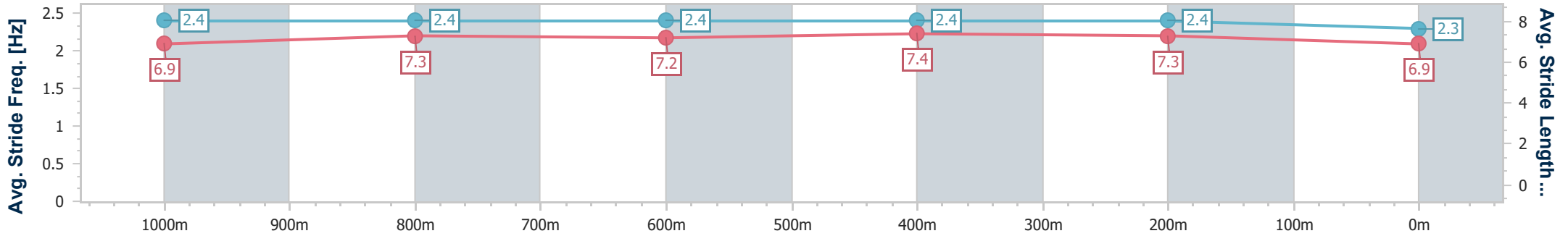
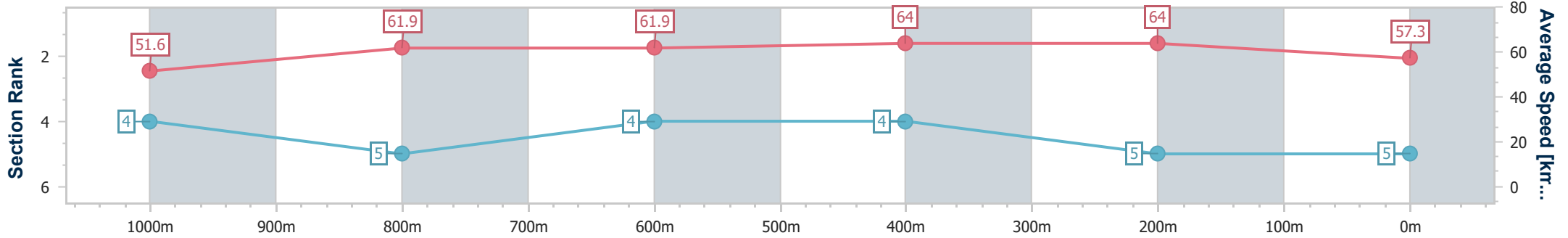
Rockhampton QLD Professional
Race 1: Carly-Mae Pye Memorial QTIS Three-Years-Old Handicap - 1200m

19 October 2024 - 13:03



Track Rating: Soft 5, Weather: Fine, Rail Position: +5.5m Entire

Section	Overall	1000m	800m	600m	400m	200m
Section Times	1:12.35 [5] (0:13.99)	0:58.36 [4] (0:11.61)	0:46.75 [5] (0:11.67)	0:35.08 [4] (0:11.25)	0:23.83 [4] (0:11.27)	0:12.56 [5] (0:12.56)
Average Speed [km/h]	51.6	61.9	61.9	64.0	64.0	57.3
Top Speed [km/h]	62.5	63.4	63.0	65.3	65.8	62.3
Avg. Dist. to Rail [m]	2.6	0.2	0.5	2.6	4.2	8.0
Avg. Stride Freq. [Hz]	2.4	2.4	2.4	2.4	2.4	2.3
Avg. Stride Length [m]	6.9	7.3	7.2	7.4	7.3	6.9



- [] Ranking at each section and finish
- .-.- No data available at this section
- NA No data available