



Eagle Farm QLD Professional

Race 4: EVA AIR OPEN Handicap - 1830m

19 October 2024 - 13:23



BRISBANE
RACING CLUB

Track Rating: Good 4, Weather: Fine, Rail Position: +6m Entire

| Section | | Field Times | | | | | | | | | | | | |
|----------------------|----------------------|--------------------------------------|----------------------|----------------------|----------------------|--------------------------|--------------------------|--------------------------|--------------------------|--------------------------|--------------------------|--------------------------|------------------------|-----|
| Overall | 1600m | 1400m | 1200m | 1000m | 800m | 600m | Last 600m | | | | | | | |
| 1:50.48 (0:16.16) | 1:34.32 (0:11.52) | 1:22.80 (0:11.91) | 1:10.89 (0:11.80) | 0:59.09 (0:12.19) | 0:46.90 (0:11.77) | 0:35.13 (0:11.48) | 0:35.13 | | | | | | | |
| Rank | TAB | Horse/Jockey | Barrier | Top Speed [km/h] | Fastest Section | | | | | | | | Distance Travelled [m] | |
| 1 | 1 | JUNIPAL Ryan Maloney | 1 | 67.4 400m | 0:11.00 400m | 1:50.48 [1] (0:16.44) | 1:34.04 [6] (0:11.72) | 1:22.32 [6] (0:12.21) | 1:10.11 [6] (0:11.91) | 0:58.20 [6] (0:11.93) | 0:46.27 [5] (0:11.73) | 0:34.54 [5] (0:11.50) | 0:34.54 | |
| 2 | 2 | STUCK WITH YOU Andrew Mallyon | 7 | 64.9 Overall | 0:11.43 400m | 1:50.51 [2] (0:16.16) | 1:34.35 [1] (0:11.52) | 1:22.83 [1] (0:11.91) | 1:10.92 [1] (0:11.80) | 0:59.12 [1] (0:12.19) | 0:46.93 [1] (0:11.77) | 0:35.16 [1] (0:11.48) | 0:35.16 | +7 |
| 3 | 7 | KORUTO Angela Jones | 8 | 66.8 400m | 0:11.06 400m | 1:50.84 [3] (0:16.72) | 1:34.12 [8] (0:11.78) | 1:22.34 [8] (0:12.19) | 1:10.15 [8] (0:11.91) | 0:58.24 [7] (0:11.96) | 0:46.28 [7] (0:11.64) | 0:34.64 [7] (0:11.30) | 0:34.64 | -3 |
| 4 | 5 | LOGAN STREET LION Mark Du Plessis | 2 | 65.5 600m | 0:11.26 600m | 1:50.99 [4] (0:16.42) | 1:34.57 [4] (0:11.68) | 1:22.89 [5] (0:12.16) | 1:10.73 [5] (0:12.02) | 0:58.71 [5] (0:12.08) | 0:46.63 [6] (0:11.61) | 0:35.02 [6] (0:11.26) | 0:35.02 | +8 |
| 5 | 8 | MENAZZI Kyle Wilson-Taylor | 5 | 65.3 600m | 0:11.35 600m | 1:51.05 [5] (0:16.26) | 1:34.79 [3] (0:11.63) | 1:23.16 [2] (0:12.07) | 1:11.09 [2] (0:11.97) | 0:59.12 [3] (0:11.95) | 0:47.17 [3] (0:11.60) | 0:35.57 [2] (0:11.35) | 0:35.57 | +1 |
| 6 | 3 | TIDAL CREEK Cody Collis | 3 | 64.2 600m | 0:11.46 400m | 1:51.13 [6] (0:16.23) | 1:34.90 [2] (0:11.70) | 1:23.20 [3] (0:12.09) | 1:11.11 [3] (0:11.90) | 0:59.21 [2] (0:11.94) | 0:47.27 [2] (0:11.82) | 0:35.45 [3] (0:11.49) | 0:35.45 | -1 |
| 7 | 4 | LINTHORPE LAD Taylor Marshall | 4 | 65.3 400m | 0:11.25 400m | 1:51.18 [7] (0:16.69) | 1:34.49 [7] (0:11.74) | 1:22.75 [7] (0:12.19) | 1:10.56 [7] (0:12.00) | 0:58.56 [8] (0:12.01) | 0:46.55 [8] (0:11.64) | 0:34.91 [8] (0:11.41) | 0:34.91 | +5 |
| 8 | 6 | HYDE Cejay Graham | 6 | 64.5 1600m | 0:11.38 400m | 1:51.38 [8] (0:16.43) | 1:34.95 [5] (0:11.54) | 1:23.41 [4] (0:12.10) | 1:11.31 [4] (0:12.04) | 0:59.27 [4] (0:12.04) | 0:47.23 [4] (0:11.63) | 0:35.60 [4] (0:11.53) | 0:35.60 | +10 |

[] Ranking at each section and finish
 -:-:- No data available at this section
 NA No data available

SCN Saddle cloth number
 DNF Did not finish
 DNT Did not track



Eagle Farm QLD Professional

Race 4: EVA AIR OPEN Handicap - 1830m

19 October 2024 - 13:23



BRISBANE
RACING CLUB

Track Rating: Good 4, Weather: Fine, Rail Position: +6m Entire

| Section | | | | | 400m | 200m | | | | Last 600m | |
|-------------|-----|---|---------|---------------------|----------------------|--------------------------|--------------------------|---------|--|-----------|---------------------------|
| Field Times | | | | | 0:23.65 (0:11.43) | 0:12.22 (0:12.22) | | | | 0:35.13 | |
| Rank | TAB | Horse/Jockey | Barrier | Top Speed [km/h] | Fastest Section | | | Margin | | | Distance Travelled [m] |
| 1 | 1 | JUNIPAL Ryan Maloney | 1 | 67.4 400m | 0:11.00 400m | 0:23.04 [6] (0:11.00) | 0:12.04 [2] (0:12.04) | 1:50.48 | | | 0:34.54 |
| 2 | 2 | STUCK WITH YOU Andrew Mallyon | 7 | 64.9 Overall | 0:11.43 400m | 0:23.68 [1] (0:11.43) | 0:12.25 [1] (0:12.25) | 0.18L | | | 0:35.16 +7 |
| 3 | 7 | KORUTO Angela Jones | 8 | 66.8 400m | 0:11.06 400m | 0:23.34 [7] (0:11.06) | 0:12.28 [4] (0:12.28) | 2.1L | | | 0:34.64 -3 |
| 4 | 5 | LOGAN STREET LION Mark Du Plessis | 2 | 65.5 600m | 0:11.26 600m | 0:23.76 [4] (0:11.39) | 0:12.37 [5] (0:12.37) | 3.02L | | | 0:35.02 +8 |
| 5 | 8 | MENAZZI Kyle Wilson-Taylor | 5 | 65.3 600m | 0:11.35 600m | 0:24.22 [1] (0:11.68) | 0:12.54 [3] (0:12.54) | 3.35L | | | 0:35.57 +1 |
| 6 | 3 | TIDAL CREEK Cody Collis | 3 | 64.2 600m | 0:11.46 400m | 0:23.96 [3] (0:11.46) | 0:12.50 [6] (0:12.50) | 3.84L | | | 0:35.45 -1 |
| 7 | 4 | LINTHORPE LAD Taylor Marshall | 4 | 65.3 400m | 0:11.25 400m | 0:23.50 [8] (0:11.25) | 0:12.25 [8] (0:12.25) | 4.1L | | | 0:34.91 +5 |
| 8 | 6 | HYDE Cejay Graham | 6 | 64.5 1600m | 0:11.38 400m | 0:24.07 [5] (0:11.38) | 0:12.69 [7] (0:12.69) | 5.3L | | | 0:35.60 +10 |



| | |
|--------------------------------|----------------|
| Horse/Jockey Name | Junipal |
| Final Rank | 1 |
| Fastest Section Time (Section) | 0:11.00 (400m) |
| Top Speed [km/h] (Section) | 67.4 (400m) |
| Race State | Finished |



Eagle Farm QLD Professional
Race 4: EVA AIR OPEN Handicap - 1830m

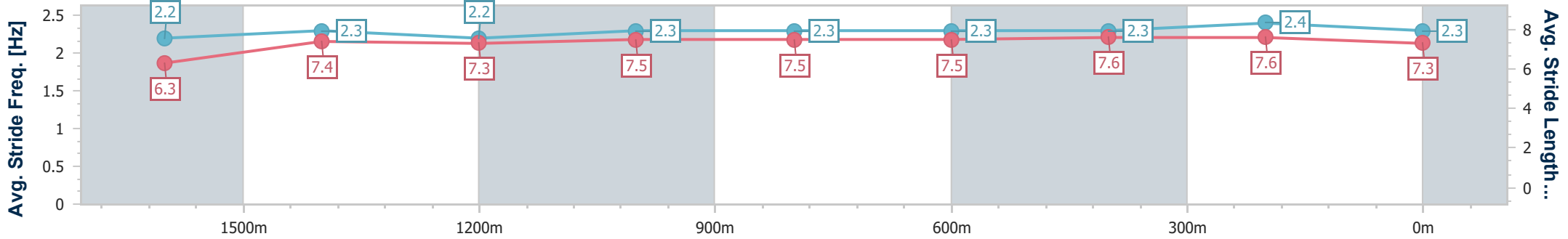
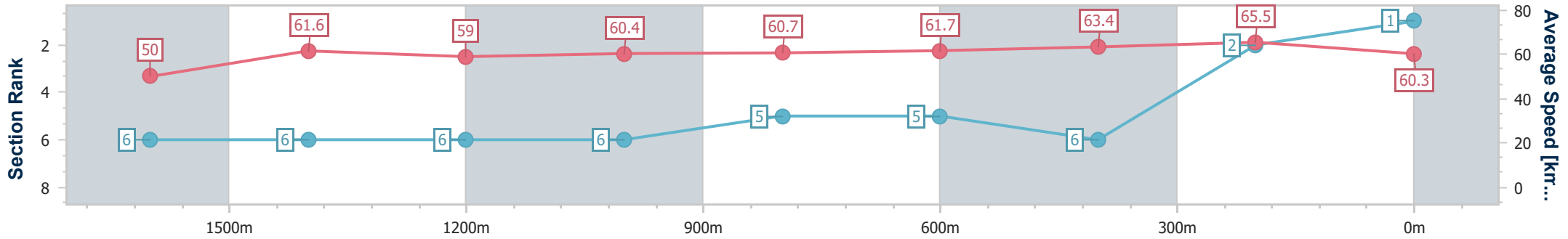
19 October 2024 - 13:23

Track Rating: Good 4, Weather: Fine, Rail Position: +6m Entire



BRISBANE
RACING CLUB

| Section | Overall | 1600m | 1400m | 1200m | 1000m | 800m | 600m | 400m | 200m |
|------------------------|--------------------------|--------------------------|--------------------------|--------------------------|--------------------------|--------------------------|--------------------------|--------------------------|--------------------------|
| Section Times | 1:50.48 [1] (0:16.44) | 1:34.04 [6] (0:11.72) | 1:22.32 [6] (0:12.21) | 1:10.11 [6] (0:11.91) | 0:58.20 [6] (0:11.93) | 0:46.27 [5] (0:11.73) | 0:34.54 [5] (0:11.50) | 0:23.04 [6] (0:11.00) | 0:12.04 [2] (0:12.04) |
| Average Speed [km/h] | 50.0 | 61.6 | 59.0 | 60.4 | 60.7 | 61.7 | 63.4 | 65.5 | 60.3 |
| Top Speed [km/h] | 60.6 | 62.3 | 61.6 | 61.4 | 61.3 | 63.3 | 64.4 | 67.4 | 63.6 |
| Avg. Dist. to Rail [m] | 2.9 | 0.4 | 1.1 | 0.7 | 0.9 | 1.6 | 2.7 | 3.5 | 2.1 |
| Avg. Stride Freq. [Hz] | 2.2 | 2.3 | 2.2 | 2.3 | 2.3 | 2.3 | 2.3 | 2.4 | 2.3 |
| Avg. Stride Length [m] | 6.3 | 7.4 | 7.3 | 7.5 | 7.5 | 7.5 | 7.6 | 7.6 | 7.3 |



- [] Ranking at each section and finish
- .-.- No data available at this section
- NA No data available



| | |
|--------------------------------|----------------|
| Horse/Jockey Name | Stuck With You |
| Final Rank | 2 |
| Fastest Section Time (Section) | 0:11.43 (400m) |
| Top Speed [km/h] (Section) | 64.9 (Overall) |
| Race State | Finished |



Eagle Farm QLD Professional
Race 4: EVA AIR OPEN Handicap - 1830m

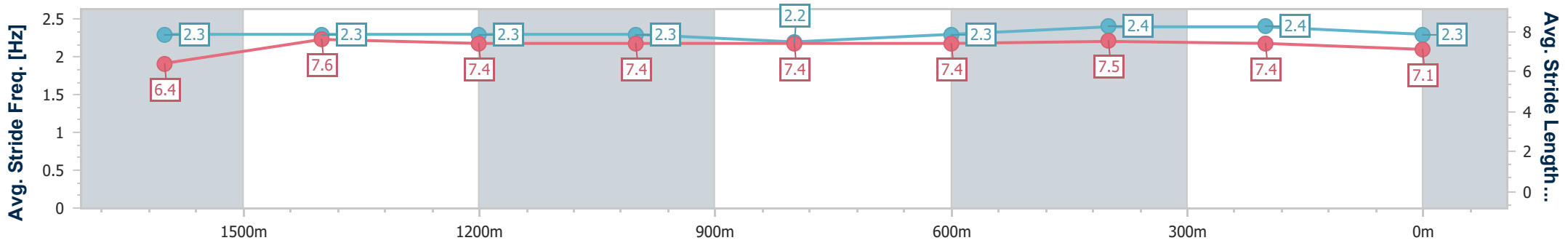
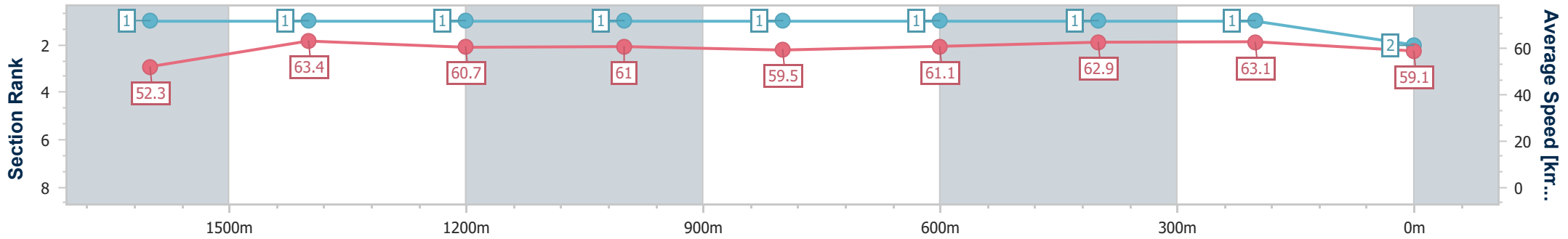
19 October 2024 - 13:23

Track Rating: Good 4, Weather: Fine, Rail Position: +6m Entire



BRISBANE
RACING CLUB

| Section | Overall | 1600m | 1400m | 1200m | 1000m | 800m | 600m | 400m | 200m |
|------------------------|--------------------------|--------------------------|--------------------------|--------------------------|--------------------------|--------------------------|--------------------------|--------------------------|--------------------------|
| Section Times | 1:50.51 [2] (0:16.16) | 1:34.35 [1] (0:11.52) | 1:22.83 [1] (0:11.91) | 1:10.92 [1] (0:11.80) | 0:59.12 [1] (0:12.19) | 0:46.93 [1] (0:11.77) | 0:35.16 [1] (0:11.48) | 0:23.68 [1] (0:11.43) | 0:12.25 [1] (0:12.25) |
| Average Speed [km/h] | 52.3 | 63.4 | 60.7 | 61.0 | 59.5 | 61.1 | 62.9 | 63.1 | 59.1 |
| Top Speed [km/h] | 64.9 | 63.8 | 62.9 | 61.6 | 60.8 | 62.0 | 64.0 | 64.7 | 61.4 |
| Avg. Dist. to Rail [m] | 8.1 | 4.3 | 2.0 | 1.7 | 1.2 | 0.6 | 0.8 | 2.2 | 1.1 |
| Avg. Stride Freq. [Hz] | 2.3 | 2.3 | 2.3 | 2.3 | 2.2 | 2.3 | 2.4 | 2.4 | 2.3 |
| Avg. Stride Length [m] | 6.4 | 7.6 | 7.4 | 7.4 | 7.4 | 7.4 | 7.5 | 7.4 | 7.1 |



- [] Ranking at each section and finish
- .-.- No data available at this section
- NA No data available



| | |
|--------------------------------|----------------|
| Horse/Jockey Name | Koruto |
| Final Rank | 3 |
| Fastest Section Time (Section) | 0:11.06 (400m) |
| Top Speed [km/h] (Section) | 66.8 (400m) |
| Race State | Finished |



Eagle Farm QLD Professional
Race 4: EVA AIR OPEN Handicap - 1830m

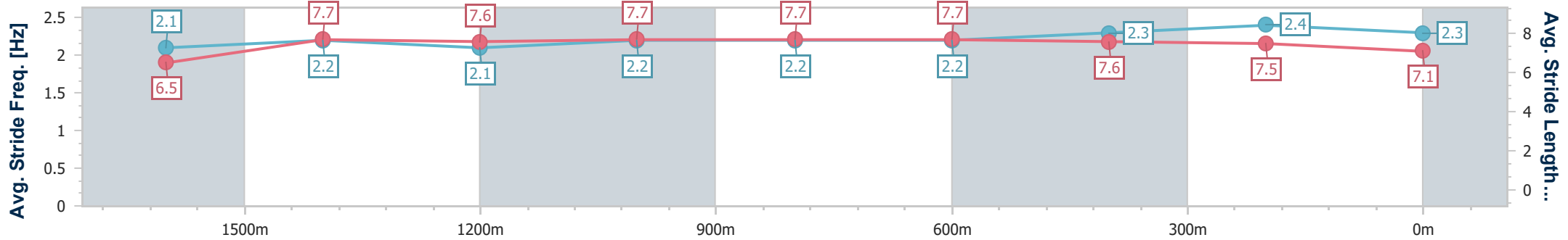
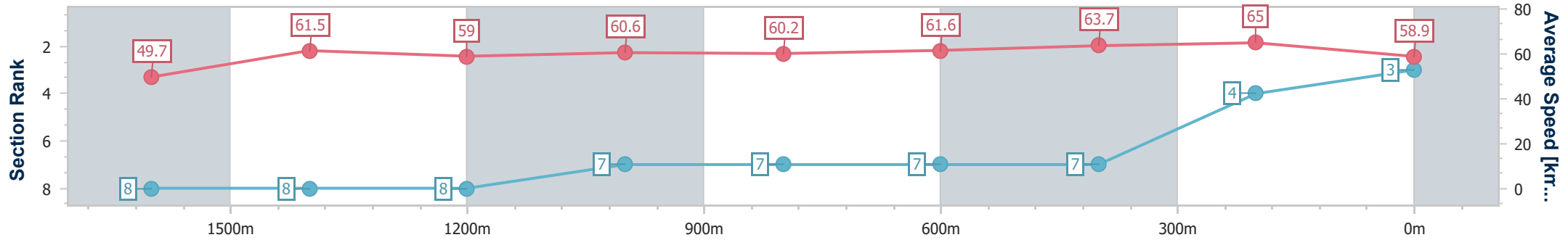
19 October 2024 - 13:23

Track Rating: Good 4, Weather: Fine, Rail Position: +6m Entire



BRISBANE
RACING CLUB

| Section | Overall | 1600m | 1400m | 1200m | 1000m | 800m | 600m | 400m | 200m |
|------------------------|--------------------------|--------------------------|--------------------------|--------------------------|--------------------------|--------------------------|--------------------------|--------------------------|--------------------------|
| Section Times | 1:50.84 [3] (0:16.72) | 1:34.12 [8] (0:11.78) | 1:22.34 [8] (0:12.19) | 1:10.15 [8] (0:11.91) | 0:58.24 [7] (0:11.96) | 0:46.28 [7] (0:11.64) | 0:34.64 [7] (0:11.30) | 0:23.34 [7] (0:11.06) | 0:12.28 [4] (0:12.28) |
| Average Speed [km/h] | 49.7 | 61.5 | 59.0 | 60.6 | 60.2 | 61.6 | 63.7 | 65.0 | 58.9 |
| Top Speed [km/h] | 62.0 | 62.9 | 61.3 | 62.0 | 61.2 | 62.3 | 65.9 | 66.8 | 62.4 |
| Avg. Dist. to Rail [m] | 5.6 | 0.7 | 1.2 | 1.5 | 0.2 | 0.5 | 0.5 | 1.0 | 1.1 |
| Avg. Stride Freq. [Hz] | 2.1 | 2.2 | 2.1 | 2.2 | 2.2 | 2.2 | 2.3 | 2.4 | 2.3 |
| Avg. Stride Length [m] | 6.5 | 7.7 | 7.6 | 7.7 | 7.7 | 7.7 | 7.6 | 7.5 | 7.1 |



- [] Ranking at each section and finish
- .-.- No data available at this section
- NA No data available



| | |
|--------------------------------|-------------------|
| Horse/Jockey Name | Logan Street Lion |
| Final Rank | 4 |
| Fastest Section Time (Section) | 0:11.26 (600m) |
| Top Speed [km/h] (Section) | 65.5 (600m) |
| Race State | Finished |



Eagle Farm QLD Professional
Race 4: EVA AIR OPEN Handicap - 1830m

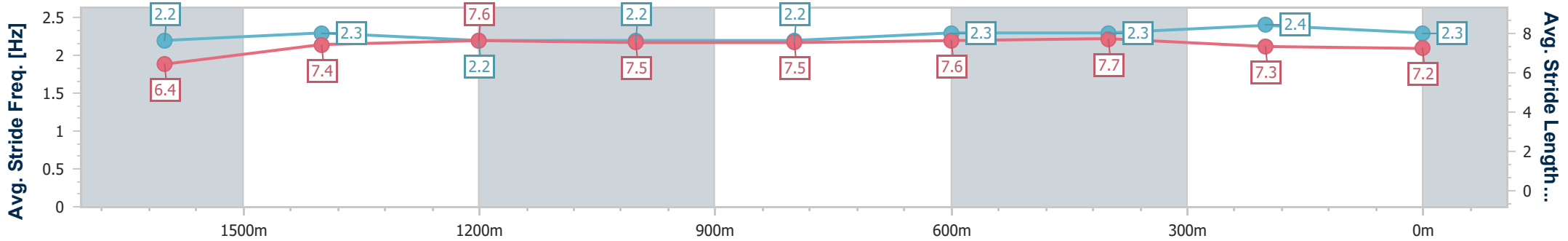
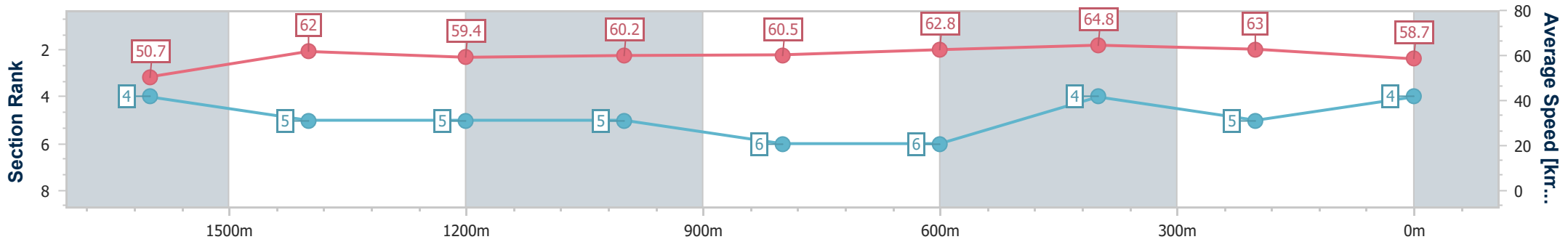
19 October 2024 - 13:23

Track Rating: Good 4, Weather: Fine, Rail Position: +6m Entire



BRISBANE
RACING CLUB

| Section | Overall | 1600m | 1400m | 1200m | 1000m | 800m | 600m | 400m | 200m |
|------------------------|--------------------------|--------------------------|--------------------------|--------------------------|--------------------------|--------------------------|--------------------------|--------------------------|--------------------------|
| Section Times | 1:50.99 [4] (0:16.42) | 1:34.57 [4] (0:11.68) | 1:22.89 [5] (0:12.16) | 1:10.73 [5] (0:12.02) | 0:58.71 [5] (0:12.08) | 0:46.63 [6] (0:11.61) | 0:35.02 [6] (0:11.26) | 0:23.76 [4] (0:11.39) | 0:12.37 [5] (0:12.37) |
| Average Speed [km/h] | 50.7 | 62.0 | 59.4 | 60.2 | 60.5 | 62.8 | 64.8 | 63.0 | 58.7 |
| Top Speed [km/h] | 62.2 | 63.0 | 62.0 | 62.5 | 61.2 | 64.1 | 65.5 | 65.2 | 61.4 |
| Avg. Dist. to Rail [m] | 3.2 | 2.1 | 2.7 | 3.2 | 3.1 | 2.5 | 2.5 | 4.0 | 2.9 |
| Avg. Stride Freq. [Hz] | 2.2 | 2.3 | 2.2 | 2.2 | 2.2 | 2.3 | 2.3 | 2.4 | 2.3 |
| Avg. Stride Length [m] | 6.4 | 7.4 | 7.6 | 7.5 | 7.5 | 7.6 | 7.7 | 7.3 | 7.2 |



- [] Ranking at each section and finish
- .-.- No data available at this section
- NA No data available



| | |
|--------------------------------|----------------|
| Horse/Jockey Name | Menazzi |
| Final Rank | 5 |
| Fastest Section Time (Section) | 0:11.35 (600m) |
| Top Speed [km/h] (Section) | 65.3 (600m) |
| Race State | Finished |



Eagle Farm QLD Professional
Race 4: EVA AIR OPEN Handicap - 1830m

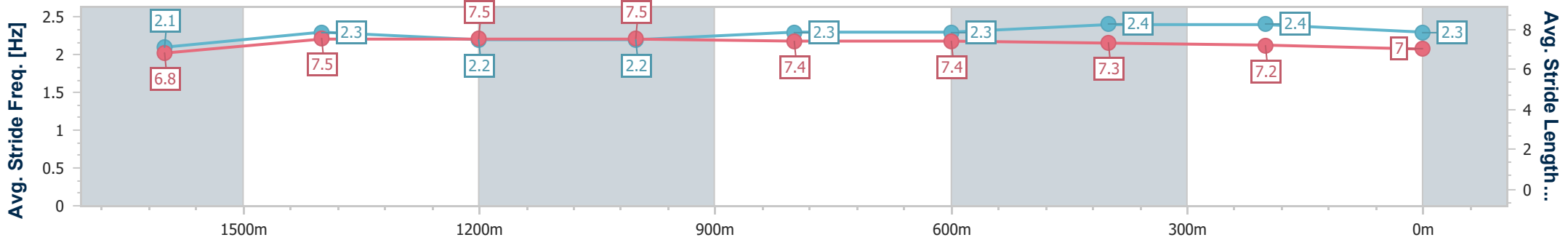
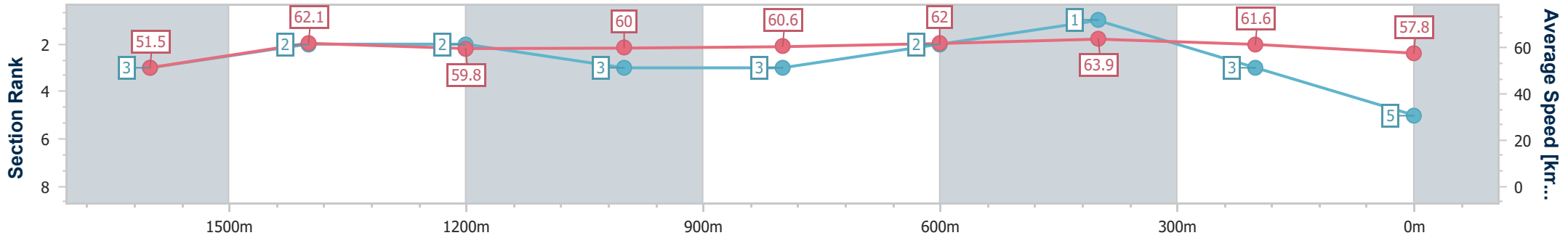
19 October 2024 - 13:23

Track Rating: Good 4, Weather: Fine, Rail Position: +6m Entire



BRISBANE
RACING CLUB

| Section | Overall | 1600m | 1400m | 1200m | 1000m | 800m | 600m | 400m | 200m |
|------------------------|--------------------------|--------------------------|--------------------------|--------------------------|--------------------------|--------------------------|--------------------------|--------------------------|--------------------------|
| Section Times | 1:51.05 [5] (0:16.26) | 1:34.79 [3] (0:11.63) | 1:23.16 [2] (0:12.07) | 1:11.09 [2] (0:11.97) | 0:59.12 [3] (0:11.95) | 0:47.17 [3] (0:11.60) | 0:35.57 [2] (0:11.35) | 0:24.22 [1] (0:11.68) | 0:12.54 [3] (0:12.54) |
| Average Speed [km/h] | 51.5 | 62.1 | 59.8 | 60.0 | 60.6 | 62.0 | 63.9 | 61.6 | 57.8 |
| Top Speed [km/h] | 61.9 | 63.4 | 62.5 | 60.7 | 61.7 | 62.8 | 65.3 | 63.5 | 59.7 |
| Avg. Dist. to Rail [m] | 4.3 | 1.4 | 1.8 | 2.0 | 0.5 | 0.2 | 0.9 | 2.0 | 1.1 |
| Avg. Stride Freq. [Hz] | 2.1 | 2.3 | 2.2 | 2.2 | 2.3 | 2.3 | 2.4 | 2.4 | 2.3 |
| Avg. Stride Length [m] | 6.8 | 7.5 | 7.5 | 7.5 | 7.4 | 7.4 | 7.4 | 7.2 | 7.0 |



- [] Ranking at each section and finish
- .-.- No data available at this section
- NA No data available



| | |
|--------------------------------|----------------|
| Horse/Jockey Name | Tidal Creek |
| Final Rank | 6 |
| Fastest Section Time (Section) | 0:11.46 (400m) |
| Top Speed [km/h] (Section) | 64.2 (600m) |
| Race State | Finished |



Eagle Farm QLD Professional
Race 4: EVA AIR OPEN Handicap - 1830m

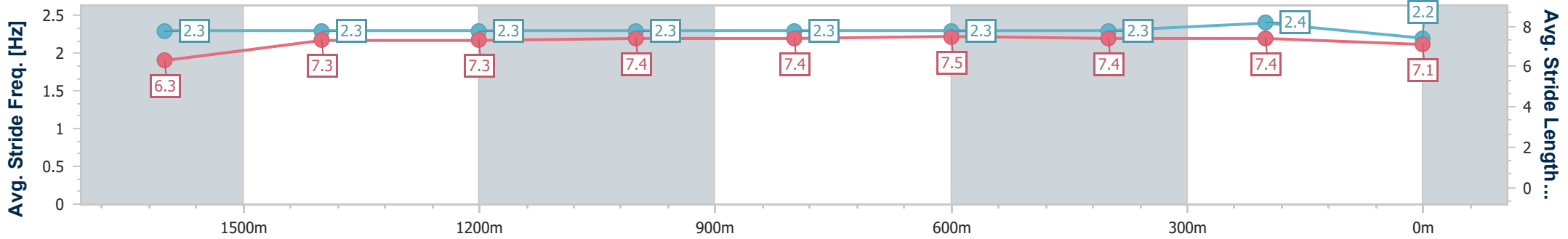
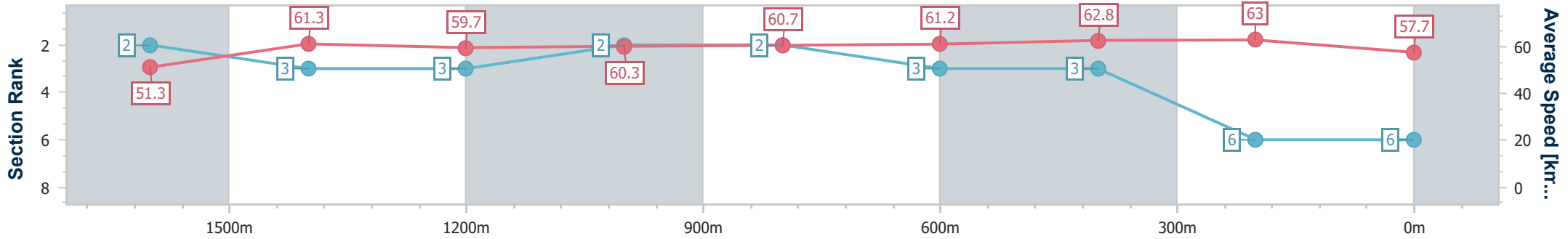
19 October 2024 - 13:23

Track Rating: Good 4, Weather: Fine, Rail Position: +6m Entire



BRISBANE RACING CLUB

| Section | Overall | 1600m | 1400m | 1200m | 1000m | 800m | 600m | 400m | 200m |
|------------------------|--------------------------|--------------------------|--------------------------|--------------------------|--------------------------|--------------------------|--------------------------|--------------------------|--------------------------|
| Section Times | 1:51.13 [6] (0:16.23) | 1:34.90 [2] (0:11.70) | 1:23.20 [3] (0:12.09) | 1:11.11 [3] (0:11.90) | 0:59.21 [2] (0:11.94) | 0:47.27 [2] (0:11.82) | 0:35.45 [3] (0:11.49) | 0:23.96 [3] (0:11.46) | 0:12.50 [6] (0:12.50) |
| Average Speed [km/h] | 51.3 | 61.3 | 59.7 | 60.3 | 60.7 | 61.2 | 62.8 | 63.0 | 57.7 |
| Top Speed [km/h] | 60.9 | 62.7 | 62.2 | 61.2 | 61.2 | 61.9 | 64.2 | 63.7 | 61.4 |
| Avg. Dist. to Rail [m] | 3.5 | 0.3 | 0.6 | 0.7 | 0.8 | 0.9 | 1.0 | 3.5 | 2.8 |
| Avg. Stride Freq. [Hz] | 2.3 | 2.3 | 2.3 | 2.3 | 2.3 | 2.3 | 2.3 | 2.4 | 2.2 |
| Avg. Stride Length [m] | 6.3 | 7.3 | 7.3 | 7.4 | 7.4 | 7.5 | 7.4 | 7.4 | 7.1 |



- [] Ranking at each section and finish
- .-.- No data available at this section
- NA No data available



| | |
|--------------------------------|----------------|
| Horse/Jockey Name | Linthorpe Lad |
| Final Rank | 7 |
| Fastest Section Time (Section) | 0:11.25 (400m) |
| Top Speed [km/h] (Section) | 65.3 (400m) |
| Race State | Finished |



Eagle Farm QLD Professional
Race 4: EVA AIR OPEN Handicap - 1830m

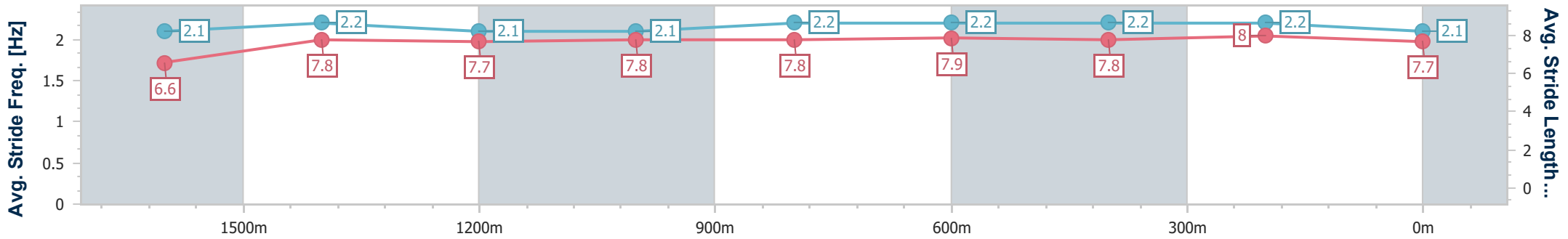
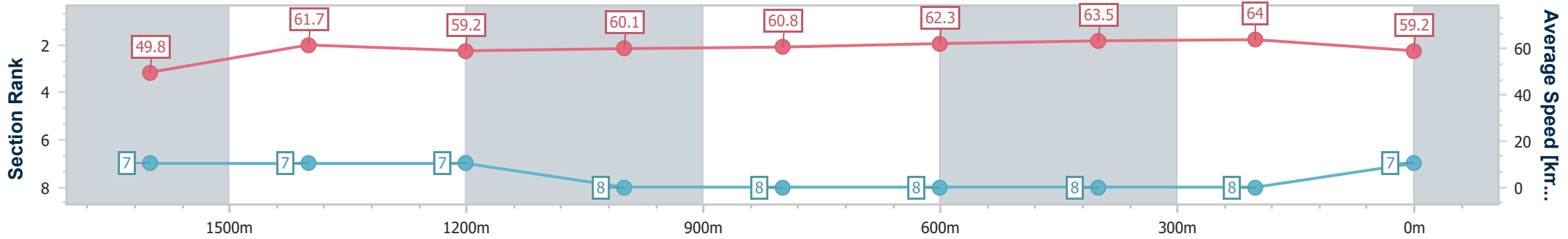
19 October 2024 - 13:23

Track Rating: Good 4, Weather: Fine, Rail Position: +6m Entire



BRISBANE
RACING CLUB

| Section | Overall | 1600m | 1400m | 1200m | 1000m | 800m | 600m | 400m | 200m |
|------------------------|--------------------------|--------------------------|--------------------------|--------------------------|--------------------------|--------------------------|--------------------------|--------------------------|--------------------------|
| Section Times | 1:51.18 [7] (0:16.69) | 1:34.49 [7] (0:11.74) | 1:22.75 [7] (0:12.19) | 1:10.56 [7] (0:12.00) | 0:58.56 [8] (0:12.01) | 0:46.55 [8] (0:11.64) | 0:34.91 [8] (0:11.41) | 0:23.50 [8] (0:11.25) | 0:12.25 [8] (0:12.25) |
| Average Speed [km/h] | 49.8 | 61.7 | 59.2 | 60.1 | 60.8 | 62.3 | 63.5 | 64.0 | 59.2 |
| Top Speed [km/h] | 62.4 | 63.3 | 62.9 | 62.1 | 62.4 | 63.6 | 64.2 | 65.3 | 61.9 |
| Avg. Dist. to Rail [m] | 3.8 | 1.5 | 2.8 | 3.0 | 2.6 | 1.7 | 1.9 | 3.2 | 0.9 |
| Avg. Stride Freq. [Hz] | 2.1 | 2.2 | 2.1 | 2.1 | 2.2 | 2.2 | 2.2 | 2.2 | 2.1 |
| Avg. Stride Length [m] | 6.6 | 7.8 | 7.7 | 7.8 | 7.8 | 7.9 | 7.8 | 8.0 | 7.7 |



- [] Ranking at each section and finish
- .-.- No data available at this section
- NA No data available



| | |
|--------------------------------|----------------|
| Horse/Jockey Name | Hyde |
| Final Rank | 8 |
| Fastest Section Time (Section) | 0:11.38 (400m) |
| Top Speed [km/h] (Section) | 64.5 (1600m) |
| Race State | Finished |



Eagle Farm QLD Professional
Race 4: EVA AIR OPEN Handicap - 1830m

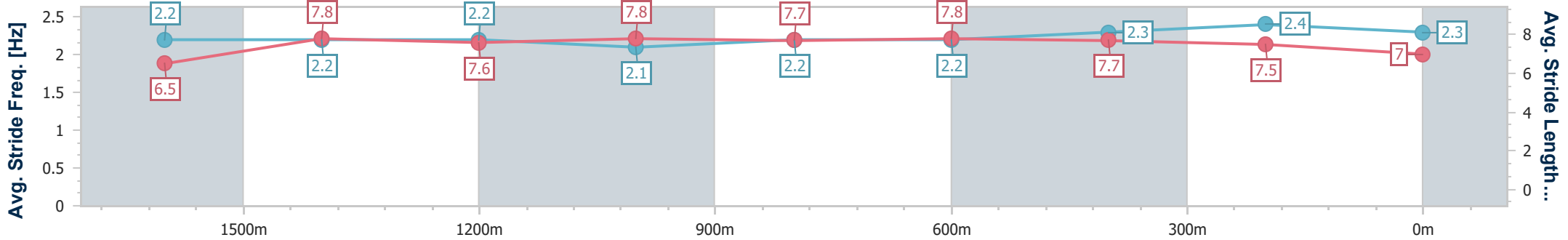
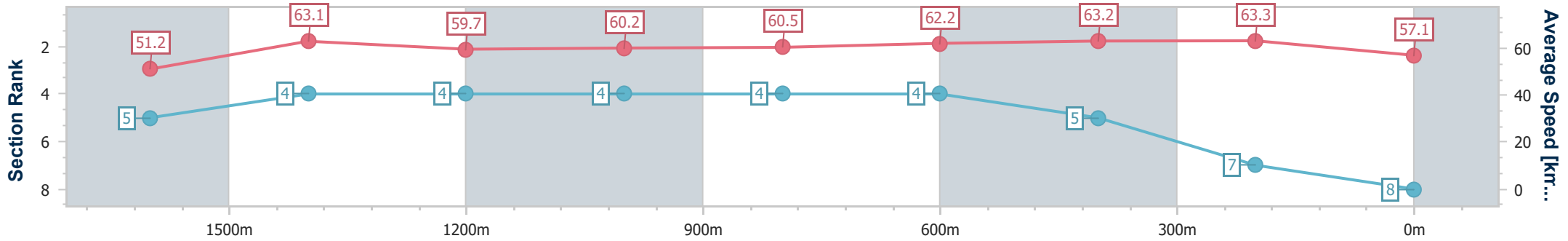
19 October 2024 - 13:23

Track Rating: Good 4, Weather: Fine, Rail Position: +6m Entire



BRISBANE
RACING CLUB

| Section | Overall | 1600m | 1400m | 1200m | 1000m | 800m | 600m | 400m | 200m |
|------------------------|--------------------------|--------------------------|--------------------------|--------------------------|--------------------------|--------------------------|--------------------------|--------------------------|--------------------------|
| Section Times | 1:51.38 [8] (0:16.43) | 1:34.95 [5] (0:11.54) | 1:23.41 [4] (0:12.10) | 1:11.31 [4] (0:12.04) | 0:59.27 [4] (0:12.04) | 0:47.23 [4] (0:11.63) | 0:35.60 [4] (0:11.53) | 0:24.07 [5] (0:11.38) | 0:12.69 [7] (0:12.69) |
| Average Speed [km/h] | 51.2 | 63.1 | 59.7 | 60.2 | 60.5 | 62.2 | 63.2 | 63.3 | 57.1 |
| Top Speed [km/h] | 61.5 | 64.5 | 62.7 | 60.8 | 61.1 | 62.9 | 63.5 | 64.4 | 60.5 |
| Avg. Dist. to Rail [m] | 6.3 | 3.2 | 2.7 | 2.8 | 2.5 | 1.8 | 2.2 | 4.7 | 4.3 |
| Avg. Stride Freq. [Hz] | 2.2 | 2.2 | 2.2 | 2.1 | 2.2 | 2.2 | 2.3 | 2.4 | 2.3 |
| Avg. Stride Length [m] | 6.5 | 7.8 | 7.6 | 7.8 | 7.7 | 7.8 | 7.7 | 7.5 | 7.0 |



- [] Ranking at each section and finish
- .-.- No data available at this section
- NA No data available