



Eagle Farm QLD Professional

Race 2: Road to Magic Millions on Sale Now BM78 Handicap - 2400m

19 October 2024 - 12:13



BRISBANE
RACING CLUB

Track Rating: Good 4, Weather: Fine, Rail Position: +6m Entire

Section		Overall	2200m	2000m	1800m	1600m	1400m	1200m	Last 600m				
Field Times		2:28.45 (0:13.81)	2:14.64 (0:11.81)	2:02.83 (0:12.49)	1:50.34 (0:12.74)	1:37.60 (0:12.55)	1:25.05 (0:12.37)	1:12.68 (0:12.20)	0:36.09				
Rank	TAB Horse/Jockey	Barrier	Top Speed [km/h]	Fastest Section									Distance Travelled [m]
1	9 INTUITU Angela Jones	9	66.2 400m	0:11.32 400m	2:28.45 [1] (0:14.86)	2:13.59 [10] (0:12.08)	2:01.51 [11] (0:12.78)	1:48.73 [11] (0:12.89)	1:35.84 [11] (0:12.52)	1:23.32 [10] (0:12.25)	1:11.07 [10] (0:12.25)	0:34.79	
2	7 SIR LAMORAK Noel Callow	1	63.9 600m	0:11.80 600m	2:29.05 [2] (0:14.21)	2:14.84 [5] (0:11.85)	2:02.99 [4] (0:12.59)	1:50.40 [4] (0:12.89)	1:37.51 [4] (0:12.47)	1:25.04 [3] (0:12.18)	1:12.86 [3] (0:12.22)	0:36.43	-1
3	6 BEDFORD SQUARE Emily Lang	7	64.5 2200m	0:11.77 2200m	2:29.07 [3] (0:14.07)	2:15.00 [3] (0:11.77)	2:03.23 [2] (0:12.67)	1:50.56 [2] (0:12.93)	1:37.63 [3] (0:12.63)	1:25.00 [4] (0:12.16)	1:12.84 [4] (0:12.22)	0:36.48	+12
4	3 SOUTHERN STOCK Jake Bayliss	5	62.5 400m	0:11.77 400m	2:29.09 [4] (0:14.89)	2:14.20 [11] (0:11.91)	2:02.29 [10] (0:12.50)	1:49.79 [9] (0:12.86)	1:36.93 [8] (0:12.62)	1:24.31 [8] (0:12.19)	1:12.12 [8] (0:12.27)	0:35.80	+1
5	1 HECTOR DE MARIS Cejay Graham	10	62.8 Overall	0:11.81 600m	2:29.10 [5] (0:13.95)	2:15.15 [2] (0:12.07)	2:03.08 [3] (0:12.60)	1:50.48 [3] (0:13.08)	1:37.40 [5] (0:12.69)	1:24.71 [5] (0:12.22)	1:12.49 [5] (0:12.25)	0:36.17	+5
6	8 CLASSIC DEEL Andrew Mallyon	3	63.0 2200m	0:11.75 400m	2:29.11 [6] (0:14.55)	2:14.56 [8] (0:11.90)	2:02.66 [7] (0:12.64)	1:50.02 [7] (0:12.86)	1:37.16 [7] (0:12.63)	1:24.53 [6] (0:12.19)	1:12.34 [6] (0:12.25)	0:36.01	+1
7	2 BAK DA MAN Taylor Marshall	2	63.1 Overall	0:11.74 400m	2:29.26 [7] (0:14.08)	2:15.18 [4] (0:12.13)	2:03.05 [5] (0:12.65)	1:50.40 [6] (0:13.04)	1:37.36 [6] (0:12.75)	1:24.61 [7] (0:12.14)	1:12.47 [7] (0:12.22)	0:36.17	+6
8	12 SIR LEONIDAS Mark Du Plessis	11	64.5 Overall	0:11.81 2200m	2:29.33 [8] (0:13.81)	2:15.52 [1] (0:11.81)	2:03.71 [1] (0:12.49)	1:51.22 [1] (0:12.74)	1:38.48 [1] (0:12.55)	1:25.93 [1] (0:12.37)	1:13.56 [1] (0:12.20)	0:36.97	+2
9	13 HELL FOLLOWS Georgina Cartwright	8	62.8 400m	0:11.67 400m	2:29.46 [9] (0:14.58)	2:14.88 [9] (0:12.00)	2:02.88 [9] (0:12.80)	1:50.08 [10] (0:13.12)	1:36.96 [10] (0:12.90)	1:24.06 [11] (0:12.24)	1:11.82 [11] (0:12.15)	0:35.91	+10
10	11 TORQUE LEICA STAR Kyle Wilson-Taylor	4	62.9 Overall	0:11.81 600m	2:30.17 [10] (0:14.46)	2:15.71 [7] (0:12.02)	2:03.69 [8] (0:12.73)	1:50.96 [8] (0:12.99)	1:37.97 [9] (0:12.74)	1:25.23 [9] (0:12.29)	1:12.94 [9] (0:12.18)	0:36.87	+5

Scratched: Delorme (#10), Mr French (#5)

[] Ranking at each section and finish
 -:-:- No data available at this section
 NA No data available

SCN Saddle cloth number
 DNF Did not finish
 DNT Did not track



Eagle Farm QLD Professional

Race 2: Road to Magic Millions on Sale Now BM78 Handicap - 2400m

19 October 2024 - 12:13



BRISBANE
RACING CLUB

Track Rating: Good 4, Weather: Fine, Rail Position: +6m Entire

Section	Overall	2200m	2000m	1800m	1600m	1400m	1200m	Last 600m
Field Times	2:28.45 (0:13.81)	2:14.64 (0:11.81)	2:02.83 (0:12.49)	1:50.34 (0:12.74)	1:37.60 (0:12.55)	1:25.05 (0:12.37)	1:12.68 (0:12.20)	0:36.09

Rank	TAB	Horse/Jockey	Barrier	Top Speed [km/h]	Fastest Section	Distance Travelled [m]
11	4	COUP DE TONNERRE	6	61.6	0:12.10	
		Cody Collis		Overall	2200m	

Scratched: Delorme (#10), Mr French (#5)

[] Ranking at each section and finish
 -:-:-:- No data available at this section
 NA No data available

SCN Saddle cloth number
 DNF Did not finish
 DNT Did not track



Eagle Farm QLD Professional

Race 2: Road to Magic Millions on Sale Now BM78 Handicap - 2400m

19 October 2024 - 12:13



BRISBANE
RACING CLUB

Track Rating: Good 4, Weather: Fine, Rail Position: +6m Entire

Section		Field Times					Last 600m					
		1000m	800m	600m	400m	200m						
		1:00.48 (0:12.23)	0:48.25 (0:12.16)	0:36.09 (0:12.03)	0:24.06 (0:11.97)	0:12.09 (0:12.09)	0:36.09					
Rank	TAB Horse/Jockey	Barrier	Top Speed [km/h]	Fastest Section	Margin					Distance Travelled [m]		
1	9 INTUITU Angela Jones	9	66.2 400m	0:11.32 400m	0:58.82 [10] (0:12.04)	0:46.78 [10] (0:11.99)	0:34.79 [11] (0:11.57)	0:23.22 [10] (0:11.32)	0:11.90 [4] (0:11.90)	2:28.45	0:34.79	
2	7 SIR LAMORAK Noel Callow	1	63.9 600m	0:11.80 600m	1:00.64 [3] (0:12.14)	0:48.50 [3] (0:12.07)	0:36.43 [4] (0:11.80)	0:24.63 [2] (0:11.94)	0:12.69 [1] (0:12.69)	3.51L	0:36.43	-1
3	6 BEDFORD SQUARE Emily Lang	7	64.5 2200m	0:11.77 2200m	1:00.62 [4] (0:12.21)	0:48.41 [4] (0:11.93)	0:36.48 [3] (0:11.97)	0:24.51 [3] (0:11.90)	0:12.61 [2] (0:12.61)	3.61L	0:36.48	+12
4	3 SOUTHERN STOCK Jake Bayliss	5	62.5 400m	0:11.77 400m	0:59.85 [8] (0:12.09)	0:47.76 [8] (0:11.96)	0:35.80 [8] (0:11.81)	0:23.99 [8] (0:11.77)	0:12.22 [8] (0:12.22)	3.75L	0:35.80	+1
5	1 HECTOR DE MARIS Cejay Graham	10	62.8 Overall	0:11.81 600m	1:00.24 [5] (0:12.11)	0:48.13 [5] (0:11.96)	0:36.17 [5] (0:11.81)	0:24.36 [4] (0:11.88)	0:12.48 [5] (0:12.48)	3.82L	0:36.17	+5
6	8 CLASSIC DEEL Andrew Mallyon	3	63.0 2200m	0:11.75 400m	1:00.09 [7] (0:12.17)	0:47.92 [7] (0:11.91)	0:36.01 [7] (0:11.87)	0:24.14 [6] (0:11.75)	0:12.39 [6] (0:12.39)	3.84L	0:36.01	+1
7	2 BAK DA MAN Taylor Marshall	2	63.1 Overall	0:11.74 400m	1:00.25 [6] (0:12.14)	0:48.11 [6] (0:11.94)	0:36.17 [6] (0:11.91)	0:24.26 [7] (0:11.74)	0:12.52 [7] (0:12.52)	4.75L	0:36.17	+6
8	12 SIR LEONIDAS Mark Du Plessis	11	64.5 Overall	0:11.81 2200m	1:01.36 [1] (0:12.23)	0:49.13 [1] (0:12.16)	0:36.97 [1] (0:12.03)	0:24.94 [1] (0:12.13)	0:12.81 [3] (0:12.81)	5.16L	0:36.97	+2
9	13 HELL FOLLOWS Georgina Cartwright	8	62.8 400m	0:11.67 400m	0:59.67 [11] (0:11.94)	0:47.73 [11] (0:11.82)	0:35.91 [10] (0:11.90)	0:24.01 [11] (0:11.67)	0:12.34 [9] (0:12.34)	5.9L	0:35.91	+10
10	11 TORQUE LEICA STAR Kyle Wilson-Taylor	4	62.9 Overall	0:11.81 600m	1:00.76 [9] (0:12.04)	0:48.72 [9] (0:11.85)	0:36.87 [9] (0:11.81)	0:25.06 [9] (0:12.01)	0:13.05 [10] (0:13.05)	10.12L	0:36.87	+5

Scratched: Delorme (#10), Mr French (#5)

Report Created: Sat 19 October 2024 12:38 GMT+1 (Note: Timing is based on position data)

Page 3/15

[] Ranking at each section and finish
 -:-:- No data available at this section
 NA No data available

SCN Saddle cloth number
 DNF Did not finish
 DNT Did not track

data processed by TRIPLESDATA



Eagle Farm QLD Professional

Race 2: Road to Magic Millions on Sale Now BM78 Handicap - 2400m

19 October 2024 - 12:13



BRISBANE
RACING CLUB

Track Rating: Good 4, Weather: Fine, Rail Position: +6m Entire

Section	1000m	800m	600m	400m	200m	Last 600m
Field Times	1:00.48 (0:12.23)	0:48.25 (0:12.16)	0:36.09 (0:12.03)	0:24.06 (0:11.97)	0:12.09 (0:12.09)	0:36.09

Rank	TAB	Horse/Jockey	Barrier	Top Speed [km/h]	Fastest Section	Margin	Distance Travelled [m]
11	4	COUP DE TONNERRE	6	61.6	0:12.10	14.13L	+6
		Cody Collis		Overall	2200m		
					1:02.69 [2]		
					(0:12.20)		
					0:50.49 [2]		
					(0:12.20)		
					0:38.29 [2]		
					(0:12.41)		
					0:25.88 [5]		
					(0:12.58)		
					0:13.30 [11]		
					(0:13.30)		

Scratched: Delorme (#10), Mr French (#5)

[] Ranking at each section and finish
 -:---: No data available at this section
 NA No data available

SCN Saddle cloth number
 DNF Did not finish
 DNT Did not track



Horse/Jockey Name	Intuitu
Final Rank	1
Fastest Section Time (Section)	0:11.32 (400m)
Top Speed [km/h] (Section)	66.2 (400m)
Race State	Finished



Eagle Farm QLD Professional
Race 2: Road to Magic Millions on Sale Now BM78 Handicap - 2400m

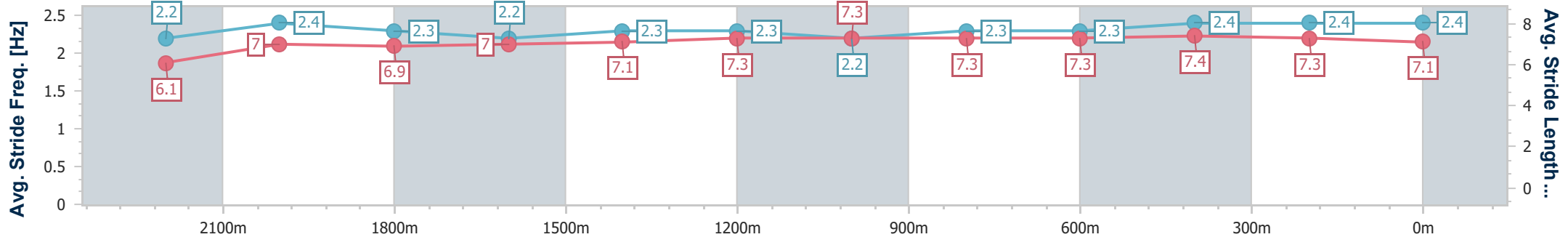
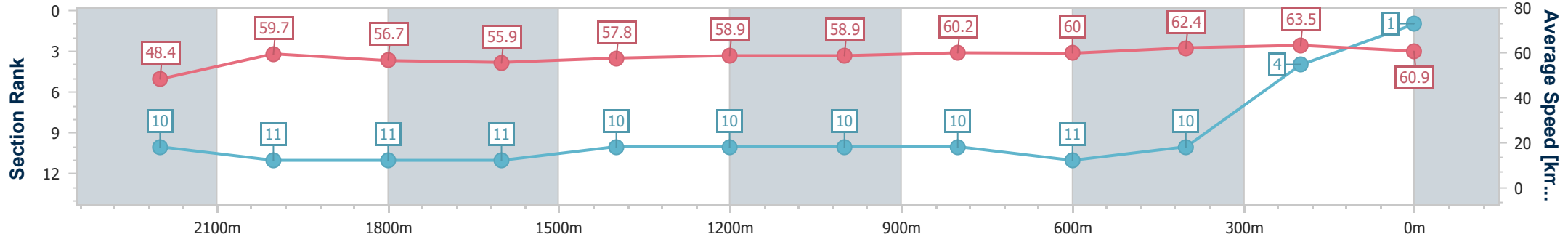
19 October 2024 - 12:13

Track Rating: Good 4, Weather: Fine, Rail Position: +6m Entire



BRISBANE RACING CLUB

Section	Overall	2200m	2000m	1800m	1600m	1400m	1200m	1000m	800m	600m	400m	200m
Section Times	2:28.45 [1] (0:14.86)	2:13.59 [10] (0:12.08)	2:01.51 [11] (0:12.78)	1:48.73 [11] (0:12.89)	1:35.84 [11] (0:12.52)	1:23.32 [10] (0:12.25)	1:11.07 [10] (0:12.25)	0:58.82 [10] (0:12.04)	0:46.78 [10] (0:11.99)	0:34.79 [11] (0:11.57)	0:23.22 [10] (0:11.32)	0:11.90 [4] (0:11.90)
Average Speed [km/h]	48.4	59.7	56.7	55.9	57.8	58.9	58.9	60.2	60.0	62.4	63.5	60.9
Top Speed [km/h]	60.5	61.8	57.5	57.2	58.8	60.2	59.7	61.2	61.3	64.4	66.2	61.6
Avg. Dist. to Rail [m]	5.4	1.0	0.6	0.6	0.9	0.9	1.8	1.3	0.9	0.5	1.6	2.6
Avg. Stride Freq. [Hz]	2.2	2.4	2.3	2.2	2.3	2.3	2.2	2.3	2.3	2.4	2.4	2.4
Avg. Stride Length [m]	6.1	7.0	6.9	7.0	7.1	7.3	7.3	7.3	7.3	7.4	7.3	7.1



- [] Ranking at each section and finish
- .-.- No data available at this section
- NA No data available



Horse/Jockey Name	Sir Lamorak
Final Rank	2
Fastest Section Time (Section)	0:11.80 (600m)
Top Speed [km/h] (Section)	63.9 (600m)
Race State	Finished



Eagle Farm QLD Professional
Race 2: Road to Magic Millions on Sale Now BM78 Handicap - 2400m

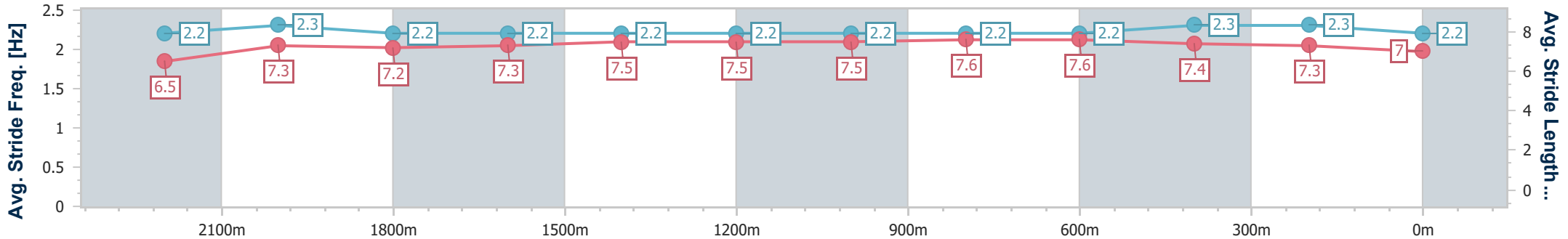
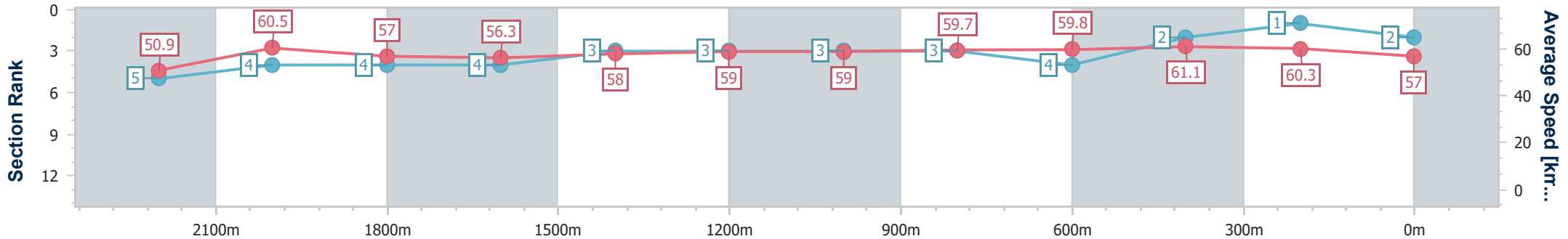


19 October 2024 - 12:13

BRISBANE RACING CLUB

Track Rating: Good 4, Weather: Fine, Rail Position: +6m Entire

Section	Overall	2200m	2000m	1800m	1600m	1400m	1200m	1000m	800m	600m	400m	200m
Section Times	2:29.05 [2] (0:14.21)	2:14.84 [5] (0:11.85)	2:02.99 [4] (0:12.59)	1:50.40 [4] (0:12.89)	1:37.51 [4] (0:12.47)	1:25.04 [3] (0:12.18)	1:12.86 [3] (0:12.22)	1:00.64 [3] (0:12.14)	0:48.50 [3] (0:12.07)	0:36.43 [4] (0:11.80)	0:24.63 [2] (0:11.94)	0:12.69 [1] (0:12.69)
Average Speed [km/h]	50.9	60.5	57.0	56.3	58.0	59.0	59.0	59.7	59.8	61.1	60.3	57.0
Top Speed [km/h]	62.6	62.8	57.6	57.0	60.0	60.1	59.4	60.4	60.1	63.9	63.1	57.6
Avg. Dist. to Rail [m]	0.5	2.1	1.0	1.6	1.1	1.0	1.4	1.2	0.4	1.0	2.7	0.7
Avg. Stride Freq. [Hz]	2.2	2.3	2.2	2.2	2.2	2.2	2.2	2.2	2.2	2.3	2.3	2.2
Avg. Stride Length [m]	6.5	7.3	7.2	7.3	7.5	7.5	7.5	7.6	7.6	7.4	7.3	7.0



- [] Ranking at each section and finish
- .-.- No data available at this section
- NA No data available



Horse/Jockey Name	Bedford Square
Final Rank	3
Fastest Section Time (Section)	0:11.77 (2200m)
Top Speed [km/h] (Section)	64.5 (2200m)
Race State	Finished



Eagle Farm QLD Professional
Race 2: Road to Magic Millions on Sale Now BM78 Handicap - 2400m

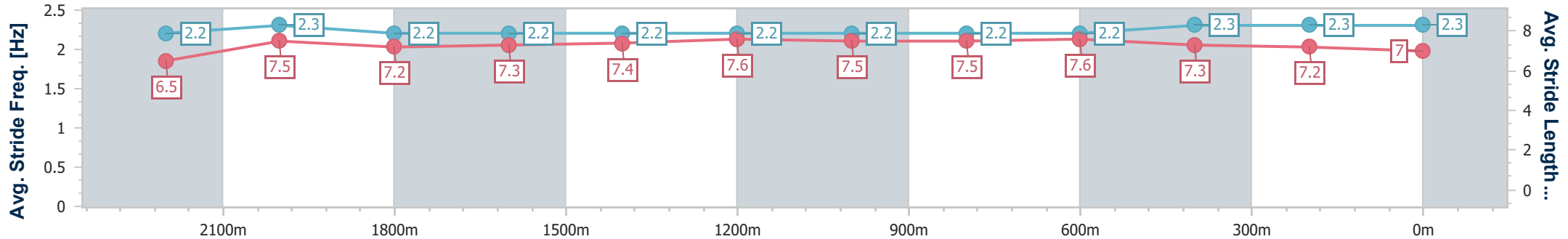
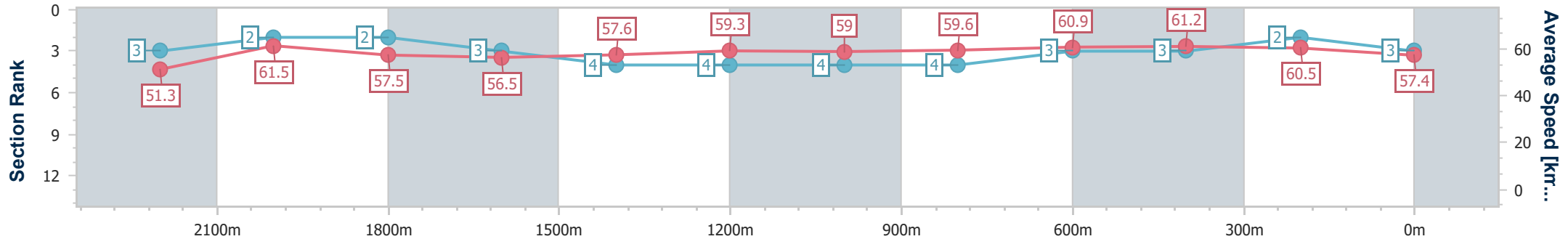
19 October 2024 - 12:13

Track Rating: Good 4, Weather: Fine, Rail Position: +6m Entire



BRISBANE RACING CLUB

Section	Overall	2200m	2000m	1800m	1600m	1400m	1200m	1000m	800m	600m	400m	200m
Section Times	2:29.07 [3] (0:14.07)	2:15.00 [3] (0:11.77)	2:03.23 [2] (0:12.67)	1:50.56 [2] (0:12.93)	1:37.63 [3] (0:12.63)	1:25.00 [4] (0:12.16)	1:12.84 [4] (0:12.22)	1:00.62 [4] (0:12.21)	0:48.41 [4] (0:11.93)	0:36.48 [3] (0:11.97)	0:24.51 [3] (0:11.90)	0:12.61 [2] (0:12.61)
Average Speed [km/h]	51.3	61.5	57.5	56.5	57.6	59.3	59.0	59.6	60.9	61.2	60.5	57.4
Top Speed [km/h]	63.5	64.5	58.8	57.6	59.1	60.1	60.3	60.2	61.4	62.1	62.1	59.3
Avg. Dist. to Rail [m]	4.9	1.9	2.8	2.7	3.0	2.2	1.8	2.0	1.9	3.4	4.2	3.8
Avg. Stride Freq. [Hz]	2.2	2.3	2.2	2.2	2.2	2.2	2.2	2.2	2.2	2.3	2.3	2.3
Avg. Stride Length [m]	6.5	7.5	7.2	7.3	7.4	7.6	7.5	7.5	7.6	7.3	7.2	7.0



- [] Ranking at each section and finish
- .-.- No data available at this section
- NA No data available



Horse/Jockey Name	Southern Stock
Final Rank	4
Fastest Section Time (Section)	0:11.77 (400m)
Top Speed [km/h] (Section)	62.5 (400m)
Race State	Finished



Eagle Farm QLD Professional
Race 2: Road to Magic Millions on Sale Now BM78 Handicap - 2400m

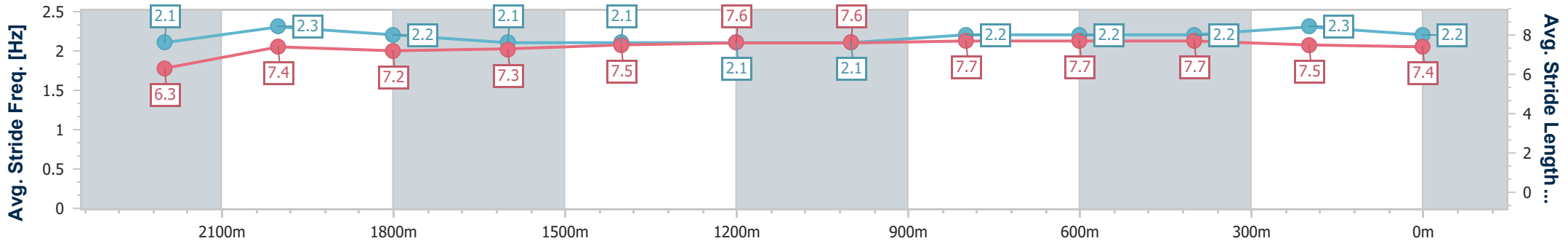
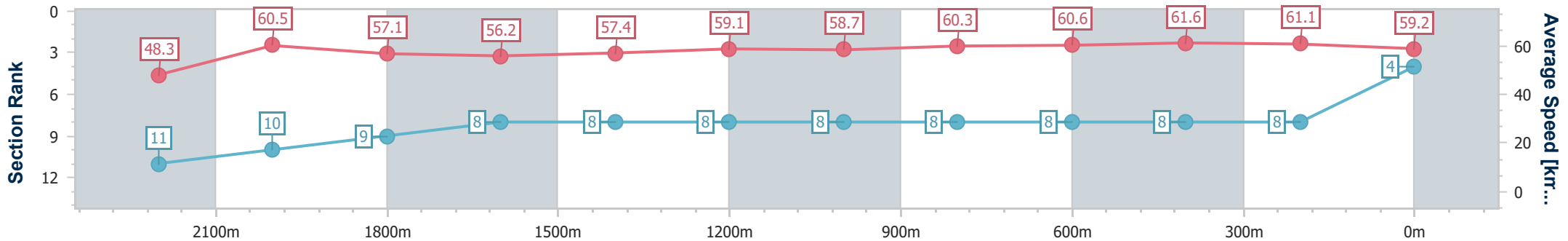


19 October 2024 - 12:13

BRISBANE RACING CLUB

Track Rating: Good 4, Weather: Fine, Rail Position: +6m Entire

Section	Overall	2200m	2000m	1800m	1600m	1400m	1200m	1000m	800m	600m	400m	200m
Section Times	2:29.09 [4] (0:14.89)	2:14.20 [11] (0:11.91)	2:02.29 [10] (0:12.50)	1:49.79 [9] (0:12.86)	1:36.93 [8] (0:12.62)	1:24.31 [8] (0:12.19)	1:12.12 [8] (0:12.27)	0:59.85 [8] (0:12.09)	0:47.76 [8] (0:11.96)	0:35.80 [8] (0:11.81)	0:23.99 [8] (0:11.77)	0:12.22 [8] (0:12.22)
Average Speed [km/h]	48.3	60.5	57.1	56.2	57.4	59.1	58.7	60.3	60.6	61.6	61.1	59.2
Top Speed [km/h]	60.7	61.7	57.9	57.0	58.0	60.2	59.3	60.7	61.4	62.4	62.5	59.8
Avg. Dist. to Rail [m]	2.5	1.5	1.1	0.6	1.7	2.0	2.4	2.1	2.2	1.7	1.5	1.4
Avg. Stride Freq. [Hz]	2.1	2.3	2.2	2.1	2.1	2.1	2.1	2.2	2.2	2.2	2.3	2.2
Avg. Stride Length [m]	6.3	7.4	7.2	7.3	7.5	7.6	7.6	7.7	7.7	7.7	7.5	7.4



- [] Ranking at each section and finish
- .-.- No data available at this section
- NA No data available



Horse/Jockey Name	Hector De Maris
Final Rank	5
Fastest Section Time (Section)	0:11.81 (600m)
Top Speed [km/h] (Section)	62.8 (Overall)
Race State	Finished



Eagle Farm QLD Professional
Race 2: Road to Magic Millions on Sale Now BM78 Handicap - 2400m

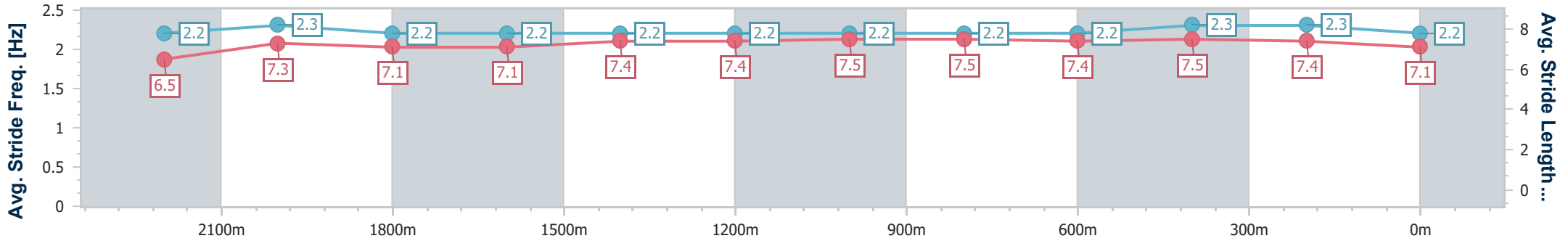
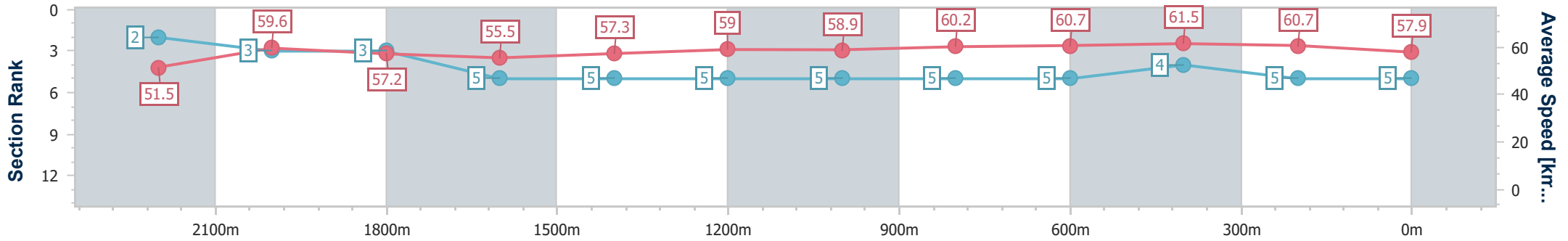
19 October 2024 - 12:13

Track Rating: Good 4, Weather: Fine, Rail Position: +6m Entire



BRISBANE RACING CLUB

Section	Overall	2200m	2000m	1800m	1600m	1400m	1200m	1000m	800m	600m	400m	200m
Section Times	2:29.10 [5] (0:13.95)	2:15.15 [2] (0:12.07)	2:03.08 [3] (0:12.60)	1:50.48 [3] (0:13.08)	1:37.40 [5] (0:12.69)	1:24.71 [5] (0:12.22)	1:12.49 [5] (0:12.25)	1:00.24 [5] (0:12.11)	0:48.13 [5] (0:11.96)	0:36.17 [5] (0:11.81)	0:24.36 [4] (0:11.88)	0:12.48 [5] (0:12.48)
Average Speed [km/h]	51.5	59.6	57.2	55.5	57.3	59.0	58.9	60.2	60.7	61.5	60.7	57.9
Top Speed [km/h]	62.8	62.0	58.0	56.5	59.1	60.1	59.2	61.9	61.7	61.9	61.9	59.3
Avg. Dist. to Rail [m]	6.8	1.4	0.5	1.3	2.5	2.5	2.7	2.5	1.9	2.1	4.0	6.3
Avg. Stride Freq. [Hz]	2.2	2.3	2.2	2.2	2.2	2.2	2.2	2.2	2.2	2.3	2.3	2.2
Avg. Stride Length [m]	6.5	7.3	7.1	7.1	7.4	7.4	7.5	7.5	7.4	7.5	7.4	7.1



- [] Ranking at each section and finish
- .-.- No data available at this section
- NA No data available



Horse/Jockey Name	Classic Deel
Final Rank	6
Fastest Section Time (Section)	0:11.75 (400m)
Top Speed [km/h] (Section)	63.0 (2200m)
Race State	Finished



Eagle Farm QLD Professional
Race 2: Road to Magic Millions on Sale Now BM78 Handicap - 2400m

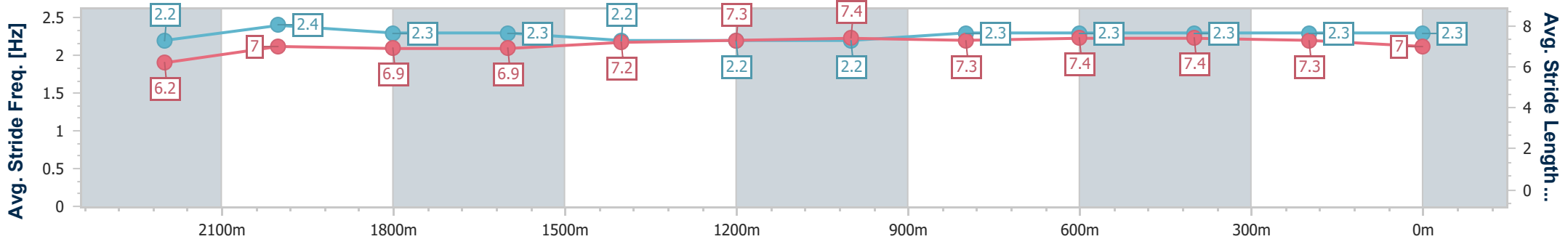
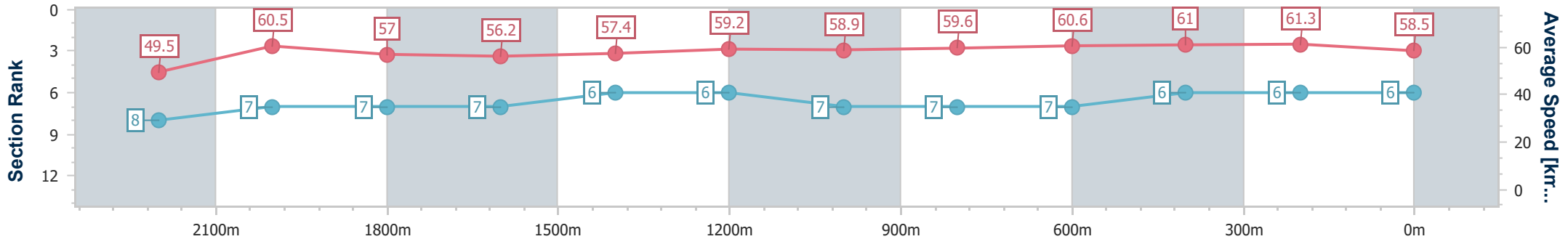


19 October 2024 - 12:13

BRISBANE RACING CLUB

Track Rating: Good 4, Weather: Fine, Rail Position: +6m Entire

Section	Overall	2200m	2000m	1800m	1600m	1400m	1200m	1000m	800m	600m	400m	200m
Section Times	2:29.11 [6] (0:14.55)	2:14.56 [8] (0:11.90)	2:02.66 [7] (0:12.64)	1:50.02 [7] (0:12.86)	1:37.16 [7] (0:12.63)	1:24.53 [6] (0:12.19)	1:12.34 [6] (0:12.25)	1:00.09 [7] (0:12.17)	0:47.92 [7] (0:11.91)	0:36.01 [7] (0:11.87)	0:24.14 [6] (0:11.75)	0:12.39 [6] (0:12.39)
Average Speed [km/h]	49.5	60.5	57.0	56.2	57.4	59.2	58.9	59.6	60.6	61.0	61.3	58.5
Top Speed [km/h]	63.0	63.0	57.8	57.5	58.1	59.8	59.4	60.3	61.5	61.5	62.6	59.8
Avg. Dist. to Rail [m]	1.1	0.1	0.7	1.1	1.6	1.7	2.3	1.8	0.7	0.5	2.4	3.8
Avg. Stride Freq. [Hz]	2.2	2.4	2.3	2.3	2.2	2.2	2.2	2.3	2.3	2.3	2.3	2.3
Avg. Stride Length [m]	6.2	7.0	6.9	6.9	7.2	7.3	7.4	7.3	7.4	7.4	7.3	7.0



- [] Ranking at each section and finish
- .-.- No data available at this section
- NA No data available



Horse/Jockey Name	Bak Da Man
Final Rank	7
Fastest Section Time (Section)	0:11.74 (400m)
Top Speed [km/h] (Section)	63.1 (Overall)
Race State	Finished



Eagle Farm QLD Professional
Race 2: Road to Magic Millions on Sale Now BM78 Handicap - 2400m

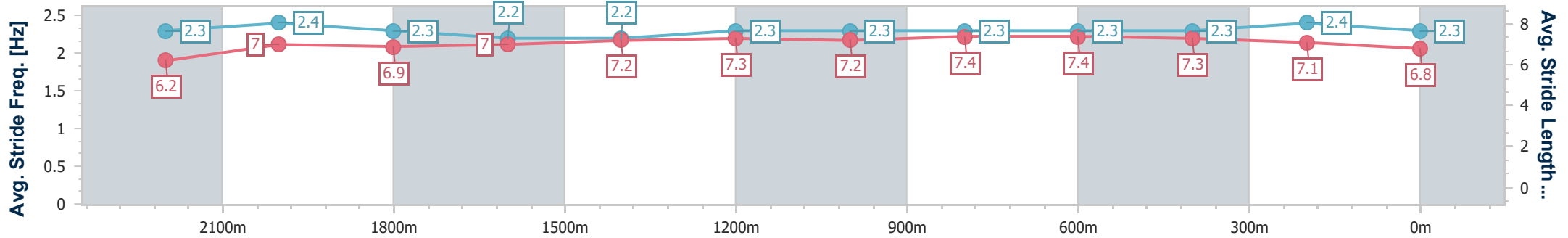
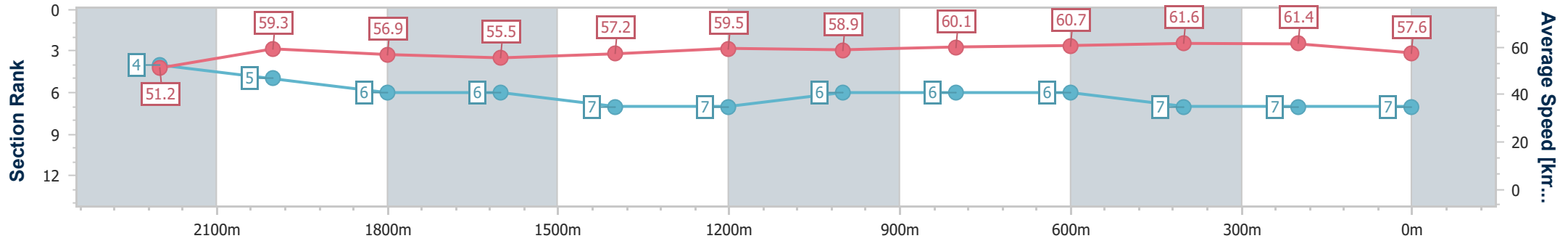


19 October 2024 - 12:13

BRISBANE RACING CLUB

Track Rating: Good 4, Weather: Fine, Rail Position: +6m Entire

Section	Overall	2200m	2000m	1800m	1600m	1400m	1200m	1000m	800m	600m	400m	200m
Section Times	2:29.26 [7] (0:14.08)	2:15.18 [4] (0:12.13)	2:03.05 [5] (0:12.65)	1:50.40 [6] (0:13.04)	1:37.36 [6] (0:12.75)	1:24.61 [7] (0:12.14)	1:12.47 [7] (0:12.22)	1:00.25 [6] (0:12.14)	0:48.11 [6] (0:11.94)	0:36.17 [6] (0:11.91)	0:24.26 [7] (0:11.74)	0:12.52 [7] (0:12.52)
Average Speed [km/h]	51.2	59.3	56.9	55.5	57.2	59.5	58.9	60.1	60.7	61.6	61.4	57.6
Top Speed [km/h]	63.1	62.3	57.9	56.5	57.7	60.6	59.7	61.7	61.9	62.4	62.0	59.7
Avg. Dist. to Rail [m]	0.7	0.3	0.4	1.1	2.7	2.9	3.1	2.8	1.8	3.4	7.9	9.0
Avg. Stride Freq. [Hz]	2.3	2.4	2.3	2.2	2.2	2.3	2.3	2.3	2.3	2.3	2.4	2.3
Avg. Stride Length [m]	6.2	7.0	6.9	7.0	7.2	7.3	7.2	7.4	7.4	7.3	7.1	6.8



- [] Ranking at each section and finish
- .-.- No data available at this section
- NA No data available



Horse/Jockey Name	Sir Leonidas
Final Rank	8
Fastest Section Time (Section)	0:11.81 (2200m)
Top Speed [km/h] (Section)	64.5 (Overall)
Race State	Finished



Eagle Farm QLD Professional
Race 2: Road to Magic Millions on Sale Now BM78 Handicap - 2400m

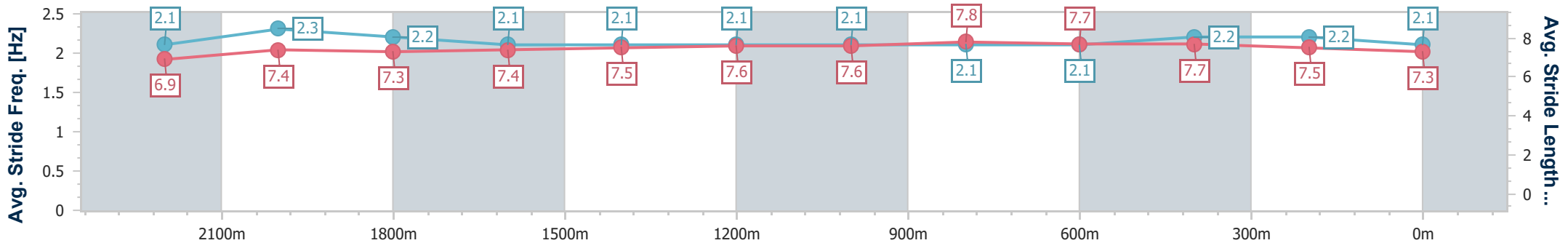
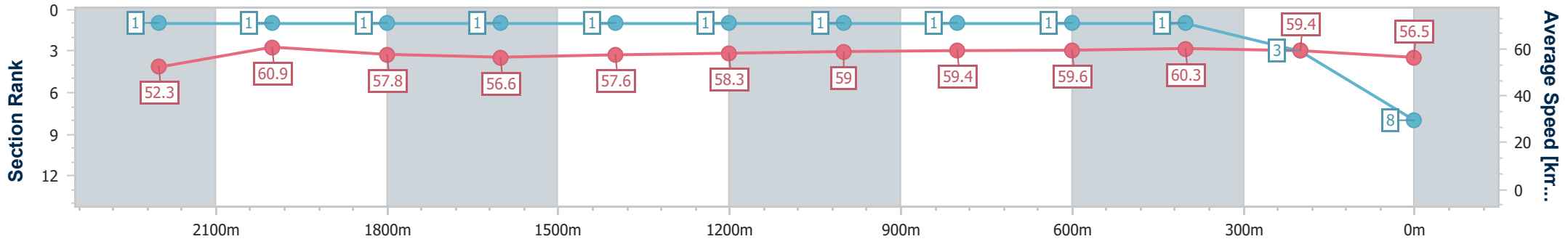


19 October 2024 - 12:13

BRISBANE RACING CLUB

Track Rating: Good 4, Weather: Fine, Rail Position: +6m Entire

Section	Overall	2200m	2000m	1800m	1600m	1400m	1200m	1000m	800m	600m	400m	200m
Section Times	2:29.33 [8] (0:13.81)	2:15.52 [1] (0:11.81)	2:03.71 [1] (0:12.49)	1:51.22 [1] (0:12.74)	1:38.48 [1] (0:12.55)	1:25.93 [1] (0:12.37)	1:13.56 [1] (0:12.20)	1:01.36 [1] (0:12.23)	0:49.13 [1] (0:12.16)	0:36.97 [1] (0:12.03)	0:24.94 [1] (0:12.13)	0:12.81 [3] (0:12.81)
Average Speed [km/h]	52.3	60.9	57.8	56.6	57.6	58.3	59.0	59.4	59.6	60.3	59.4	56.5
Top Speed [km/h]	64.5	63.7	58.9	57.0	58.4	59.1	59.7	59.6	60.4	61.0	60.4	58.9
Avg. Dist. to Rail [m]	7.8	2.3	0.4	0.6	1.4	1.8	1.8	1.6	1.4	1.2	0.7	0.3
Avg. Stride Freq. [Hz]	2.1	2.3	2.2	2.1	2.1	2.1	2.1	2.1	2.1	2.2	2.2	2.1
Avg. Stride Length [m]	6.9	7.4	7.3	7.4	7.5	7.6	7.6	7.8	7.7	7.7	7.5	7.3



- [] Ranking at each section and finish
- .-.- No data available at this section
- NA No data available



Horse/Jockey Name	Hell Follows
Final Rank	9
Fastest Section Time (Section)	0:11.67 (400m)
Top Speed [km/h] (Section)	62.8 (400m)
Race State	Finished



Eagle Farm QLD Professional
Race 2: Road to Magic Millions on Sale Now BM78 Handicap - 2400m

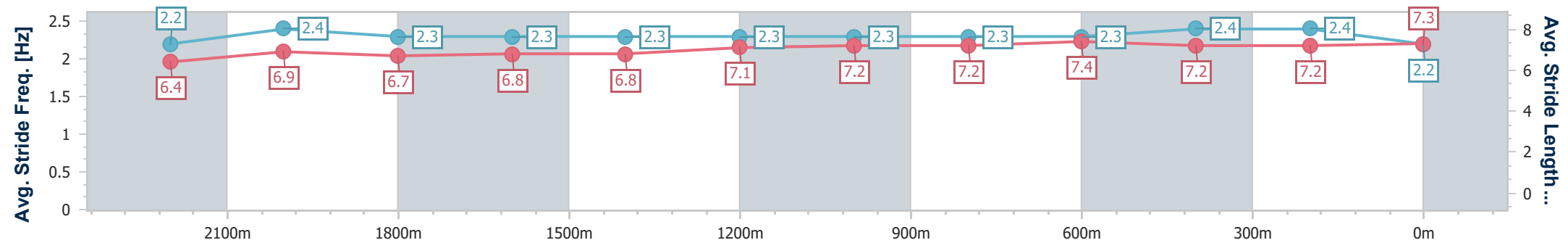
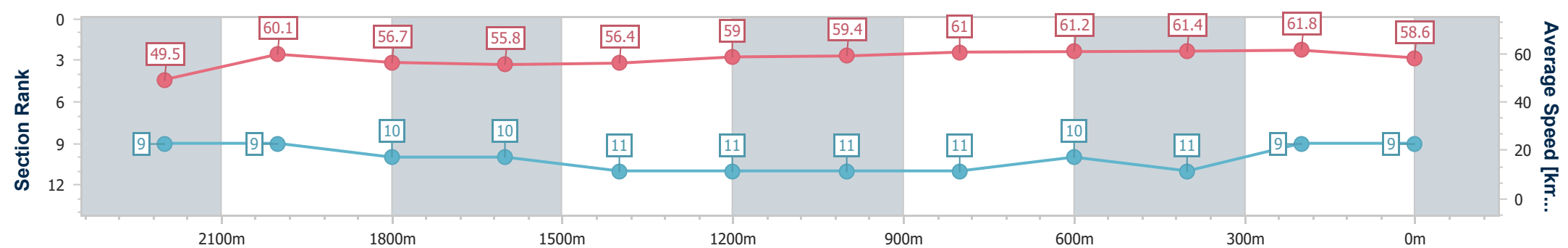


19 October 2024 - 12:13

BRISBANE RACING CLUB

Track Rating: Good 4, Weather: Fine, Rail Position: +6m Entire

Section	Overall	2200m	2000m	1800m	1600m	1400m	1200m	1000m	800m	600m	400m	200m
Section Times	2:29.46 [9] (0:14.58)	2:14.88 [9] (0:12.00)	2:02.88 [9] (0:12.80)	1:50.08 [10] (0:13.12)	1:36.96 [10] (0:12.90)	1:24.06 [11] (0:12.24)	1:11.82 [11] (0:12.15)	0:59.67 [11] (0:11.94)	0:47.73 [11] (0:11.82)	0:35.91 [10] (0:11.90)	0:24.01 [11] (0:11.67)	0:12.34 [9] (0:12.34)
Average Speed [km/h]	49.5	60.1	56.7	55.8	56.4	59.0	59.4	61.0	61.2	61.4	61.8	58.6
Top Speed [km/h]	62.0	62.0	57.7	57.7	58.1	61.3	60.4	61.7	62.4	62.3	62.8	61.4
Avg. Dist. to Rail [m]	4.5	1.2	1.5	3.0	3.3	2.7	2.6	2.0	1.7	3.0	5.8	5.4
Avg. Stride Freq. [Hz]	2.2	2.4	2.3	2.3	2.3	2.3	2.3	2.3	2.3	2.4	2.4	2.2
Avg. Stride Length [m]	6.4	6.9	6.7	6.8	6.8	7.1	7.2	7.2	7.4	7.2	7.2	7.3



- [] Ranking at each section and finish
- .-.- No data available at this section
- NA No data available



Horse/Jockey Name	Torque Leica Star
Final Rank	10
Fastest Section Time (Section)	0:11.81 (600m)
Top Speed [km/h] (Section)	62.9 (Overall)
Race State	Finished



Eagle Farm QLD Professional
Race 2: Road to Magic Millions on Sale Now BM78 Handicap - 2400m

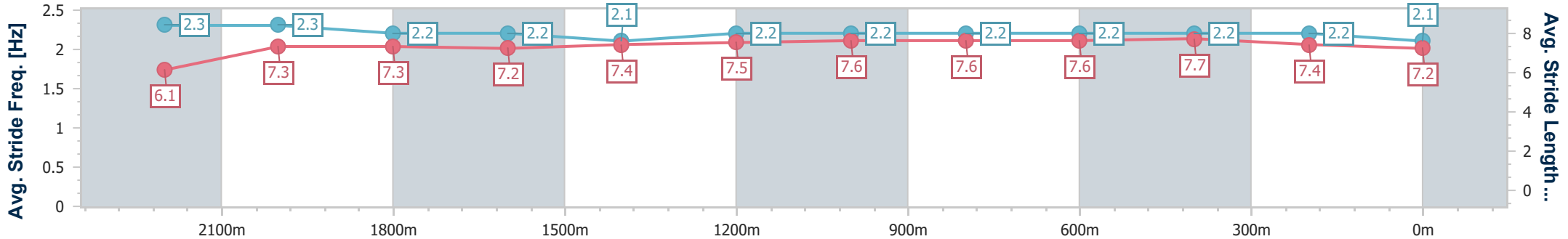
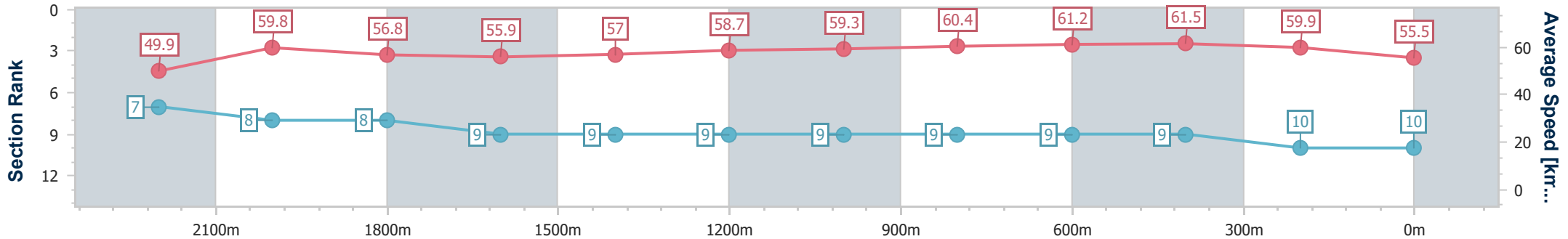


19 October 2024 - 12:13

BRISBANE RACING CLUB

Track Rating: Good 4, Weather: Fine, Rail Position: +6m Entire

Section	Overall	2200m	2000m	1800m	1600m	1400m	1200m	1000m	800m	600m	400m	200m
Section Times	2:30.17 [10] (0:14.46)	2:15.71 [7] (0:12.02)	2:03.69 [8] (0:12.73)	1:50.96 [8] (0:12.99)	1:37.97 [9] (0:12.74)	1:25.23 [9] (0:12.29)	1:12.94 [9] (0:12.18)	1:00.76 [9] (0:12.04)	0:48.72 [9] (0:11.85)	0:36.87 [9] (0:11.81)	0:25.06 [9] (0:12.01)	0:13.05 [10] (0:13.05)
Average Speed [km/h]	49.9	59.8	56.8	55.9	57.0	58.7	59.3	60.4	61.2	61.5	59.9	55.5
Top Speed [km/h]	62.9	62.2	57.6	56.8	58.0	60.0	59.7	61.6	62.0	62.1	61.7	59.1
Avg. Dist. to Rail [m]	2.5	0.3	0.6	1.8	2.6	2.6	2.8	2.2	1.4	1.6	3.0	1.8
Avg. Stride Freq. [Hz]	2.3	2.3	2.2	2.2	2.1	2.2	2.2	2.2	2.2	2.2	2.2	2.1
Avg. Stride Length [m]	6.1	7.3	7.3	7.2	7.4	7.5	7.6	7.6	7.6	7.7	7.4	7.2



- [] Ranking at each section and finish
- .-.- No data available at this section
- NA No data available



Horse/Jockey Name	Coup De Tonnerre
Final Rank	11
Fastest Section Time (Section)	0:12.10 (2200m)
Top Speed [km/h] (Section)	61.6 (Overall)
Race State	Finished



Eagle Farm QLD Professional
Race 2: Road to Magic Millions on Sale Now BM78 Handicap - 2400m

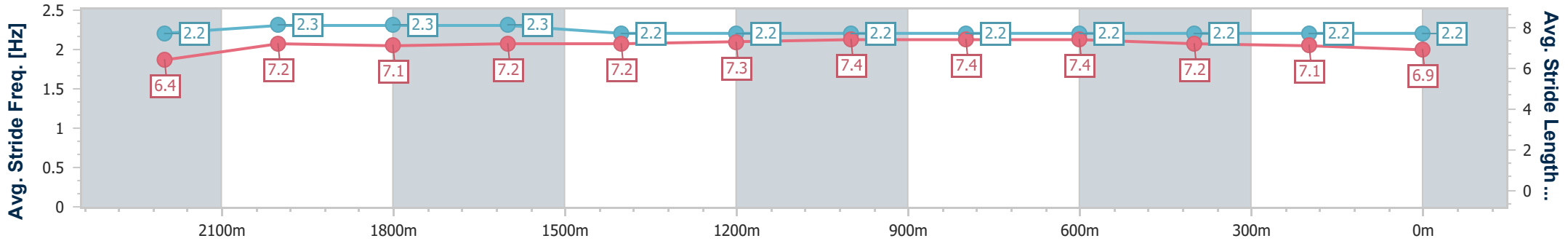
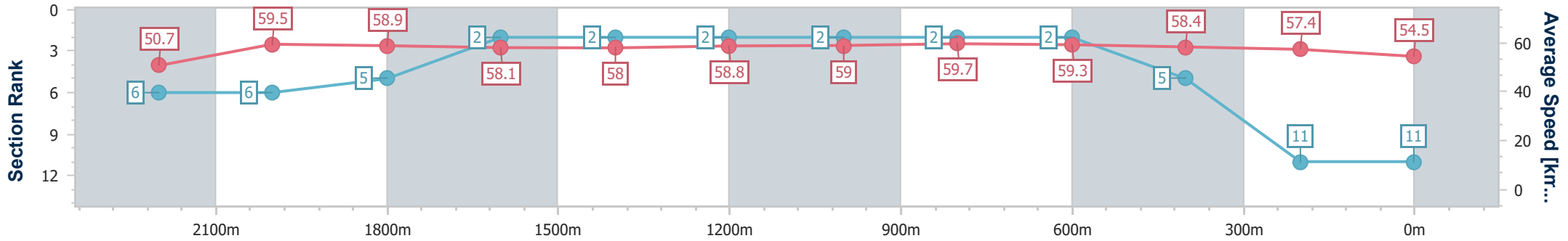


19 October 2024 - 12:13

BRISBANE RACING CLUB

Track Rating: Good 4, Weather: Fine, Rail Position: +6m Entire

Section	Overall	2200m	2000m	1800m	1600m	1400m	1200m	1000m	800m	600m	400m	200m
Section Times	2:30.85 [11] (0:14.22)	2:16.63 [6] (0:12.10)	2:04.53 [6] (0:12.34)	1:52.19 [5] (0:12.52)	1:39.67 [2] (0:12.44)	1:27.23 [2] (0:12.27)	1:14.96 [2] (0:12.27)	1:02.69 [2] (0:12.20)	0:50.49 [2] (0:12.20)	0:38.29 [2] (0:12.41)	0:25.88 [5] (0:12.58)	0:13.30 [11] (0:13.30)
Average Speed [km/h]	50.7	59.5	58.9	58.1	58.0	58.8	59.0	59.7	59.3	58.4	57.4	54.5
Top Speed [km/h]	61.6	61.1	59.8	59.0	58.8	59.1	59.2	60.5	60.0	59.7	59.3	55.4
Avg. Dist. to Rail [m]	3.2	0.4	1.7	1.8	1.3	1.1	2.2	2.3	1.4	1.8	2.8	2.9
Avg. Stride Freq. [Hz]	2.2	2.3	2.3	2.3	2.2	2.2	2.2	2.2	2.2	2.2	2.2	2.2
Avg. Stride Length [m]	6.4	7.2	7.1	7.2	7.2	7.3	7.4	7.4	7.4	7.2	7.1	6.9



- [] Ranking at each section and finish
- .-.- No data available at this section
- NA No data available