

Track Rating: Soft 5, Weather: Fine, Rail Position: +4m 900m-0m, +2m Remainder

Section		Overall	2200m	2000m	1800m	1600m	1400m	1200m	Last 600m					
Field Times		2:30.55 (0:14.68)	2:15.87 (0:11.14)	2:04.73 (0:11.36)	1:53.37 (0:11.98)	1:41.39 (0:12.12)	1:29.27 (0:12.56)	1:16.71 (0:12.99)	0:38.65					
Rank	TAB	Horse/Jockey	Barrier	Top Speed [km/h]	Fastest Section								Distance Travelled [m]	
1	11	BUMP'N'RUN Jason Taylor	2	65.3 2000m	0:11.35 2200m	2:30.55 [1] (0:15.14)	2:15.41 [7] (0:11.35)	2:04.06 [7] (0:11.46)	1:52.60 [6] (0:11.87)	1:40.73 [6] (0:12.43)	1:28.30 [6] (0:12.56)	1:15.74 [6] (0:12.53)	0:38.65	
2	2	HIGHLAND HILL Dan McGillivray	3	65.3 2000m	0:11.24 2200m	2:30.74 [2] (0:14.68)	2:16.06 [2] (0:11.24)	2:04.82 [4] (0:11.54)	1:53.28 [5] (0:11.98)	1:41.30 [5] (0:12.47)	1:28.83 [4] (0:12.58)	1:16.25 [5] (0:12.92)	0:38.28	+0
3	8	ANOTHER DAZZLER Dale Smith	13	63.6 2000m	0:11.64 2200m	2:31.00 [3] (0:15.73)	2:15.27 [12] (0:11.64)	2:03.63 [11] (0:11.81)	1:51.82 [11] (0:11.82)	1:40.00 [11] (0:12.15)	1:27.85 [11] (0:12.35)	1:15.50 [11] (0:12.53)	0:38.17	+6
4	10	GODRA Rikki Jamieson	5	64.4 2000m	0:11.39 2200m	2:31.26 [4] (0:15.37)	2:15.89 [10] (0:11.39)	2:04.50 [10] (0:11.59)	1:52.91 [10] (0:11.85)	1:41.06 [10] (0:12.40)	1:28.66 [10] (0:12.53)	1:16.13 [9] (0:12.63)	0:38.22	+5
5	9	BIG HITTER Jon Grisedale	10	61.9 2200m	0:11.75 2200m	2:31.32 [5] (0:15.72)	2:15.60 [11] (0:11.75)	2:03.85 [12] (0:11.94)	1:51.91 [12] (0:11.94)	1:39.97 [12] (0:12.07)	1:27.90 [12] (0:12.11)	1:15.79 [12] (0:12.55)	0:38.16	-2
6	3	LOST ILLUSIONS Ryan Wiggins	7	65.4 2200m	0:11.14 2200m	2:31.67 [6] (0:14.86)	2:16.81 [4] (0:11.14)	2:05.67 [5] (0:11.45)	1:54.22 [4] (0:11.98)	1:42.24 [4] (0:12.50)	1:29.74 [5] (0:12.56)	1:17.18 [4] (0:12.80)	0:39.42	-1
7	6	DELORME Trudy Thornton	1	64.3 2200m	0:11.31 2200m	2:32.55 [7] (0:15.11)	2:17.44 [6] (0:11.31)	2:06.13 [6] (0:11.59)	1:54.54 [7] (0:11.87)	1:42.67 [7] (0:12.41)	1:30.26 [7] (0:12.57)	1:17.69 [7] (0:12.82)	0:39.75	-3
8	7	BACKLIT BEAUTY Sean Cormack	9	65.0 2000m	0:11.30 2200m	2:33.13 [8] (0:15.27)	2:17.86 [8] (0:11.30)	2:06.56 [8] (0:11.56)	1:55.00 [8] (0:11.90)	1:43.10 [8] (0:12.44)	1:30.66 [8] (0:12.61)	1:18.05 [8] (0:12.57)	0:40.28	+7
9	12	LETS TORQUE A DEEL Fiona Sandkuhl	14	65.9 2200m	0:11.05 2200m	2:33.38 [9] (0:14.85)	2:18.53 [3] (0:11.05)	2:07.48 [3] (0:11.54)	1:55.94 [3] (0:11.85)	1:44.09 [3] (0:11.99)	1:32.10 [1] (0:12.56)	1:19.54 [1] (0:12.99)	0:41.19	+0
10	5	SUBAQUA Micheal Hellyer	8	63.8 2200m	0:11.34 2200m	2:33.44 [10] (0:15.36)	2:18.08 [9] (0:11.34)	2:06.74 [9] (0:11.60)	1:55.14 [9] (0:11.88)	1:43.26 [9] (0:12.42)	1:30.84 [9] (0:12.59)	1:18.25 [10] (0:12.75)	0:40.29	-5

Scratched: Chief Command (#13), Lady Matilda (#14)



Aquis Park Gold Coast QLD Professional

Race 7: Attwood Marshall Lawyers BM65 Handicap - 2400m

19 October 2024 - 17:00



Track Rating: Soft 5, Weather: Fine, Rail Position: +4m 900m-0m, +2m Remainder

Section		Overall	2200m	2000m	1800m	1600m	1400m	1200m	Last 600m
Field Times		2:30.55 (0:14.68)	2:15.87 (0:11.14)	2:04.73 (0:11.36)	1:53.37 (0:11.98)	1:41.39 (0:12.12)	1:29.27 (0:12.56)	1:16.71 (0:12.99)	0:38.65

Rank	TAB	Horse/Jockey	Barrier	Top Speed [km/h]	Fastest Section									Distance Travelled [m]
11	4	HIT 'EM UP Kirk Matheson	6	67.3 2200m	0:11.14 2200m	2:36.52 [11] (0:14.68)	2:21.84 [1] (0:11.14)	2:10.70 [2] (0:11.36)	1:59.34 [1] (0:11.98)	1:47.36 [1] (0:12.57)	1:34.79 [3] (0:12.59)	1:22.20 [3] (0:12.93)	0:43.46	-5
12	1	MR FRENCH Courtney Bellamy	11	66.7 2200m	0:10.88 2200m	2:38.65 [12] (0:14.94)	2:23.71 [5] (0:10.88)	2:12.83 [1] (0:11.38)	2:01.45 [2] (0:11.98)	1:49.47 [2] (0:12.49)	1:36.98 [2] (0:12.57)	1:24.41 [2] (0:12.94)	0:45.32	+2

Scratched: Chief Command (#13), Lady Matilda (#14)

[] Ranking at each section and finish
 -:-:-:- No data available at this section
 NA No data available

SCN Saddle cloth number
 DNF Did not finish
 DNT Did not track



Aquis Park Gold Coast QLD Professional

Race 7: Attwood Marshall Lawyers BM65 Handicap - 2400m

19 October 2024 - 17:00



Track Rating: Soft 5, Weather: Fine, Rail Position: +4m 900m-0m, +2m Remainder

Section		Field Times					Last 600m					
		1000m	800m	600m	400m	200m						
		1:03.72 (0:12.57)	0:51.15 (0:12.50)	0:38.65 (0:12.80)	0:25.85 (0:12.90)	0:12.95 (0:12.95)	0:38.65					
Rank	TAB Horse/Jockey	Barrier	Top Speed [km/h]	Fastest Section	Margin					Distance Travelled [m]		
1	11 BUMP'N'RUN Jason Taylor	2	65.3 2000m	0:11.35 2200m	1:03.21 [5] (0:12.06)	0:51.15 [1] (0:12.50)	0:38.65 [1] (0:12.80)	0:25.85 [1] (0:12.90)	0:12.95 [1] (0:12.95)	2:30.55	0:38.65	
2	2 HIGHLAND HILL Dan McGillivray	3	65.3 2000m	0:11.24 2200m	1:03.33 [6] (0:12.59)	0:50.74 [4] (0:12.46)	0:38.28 [4] (0:12.59)	0:25.69 [3] (0:12.73)	0:12.96 [2] (0:12.96)	1L	0:38.28	+0
3	8 ANOTHER DAZZLER Dale Smith	13	63.6 2000m	0:11.64 2200m	1:02.97 [11] (0:12.47)	0:50.50 [11] (0:12.33)	0:38.17 [6] (0:12.46)	0:25.71 [4] (0:12.71)	0:13.00 [3] (0:13.00)	2.5L	0:38.17	+6
4	10 GODRA Rikki Jamieson	5	64.4 2000m	0:11.39 2200m	1:03.50 [9] (0:12.57)	0:50.93 [9] (0:12.71)	0:38.22 [8] (0:12.57)	0:25.65 [8] (0:12.66)	0:12.99 [6] (0:12.99)	4L	0:38.22	+5
5	9 BIG HITTER Jon Grisedale	10	61.9 2200m	0:11.75 2200m	1:03.24 [12] (0:12.49)	0:50.75 [12] (0:12.59)	0:38.16 [11] (0:12.35)	0:25.81 [7] (0:12.53)	0:13.28 [4] (0:13.28)	4.3L	0:38.16	-2
6	3 LOST ILLUSIONS Ryan Wiggins	7	65.4 2200m	0:11.14 2200m	1:04.38 [4] (0:12.51)	0:51.87 [3] (0:12.45)	0:39.42 [3] (0:12.72)	0:26.70 [2] (0:13.11)	0:13.59 [5] (0:13.59)	6.3L	0:39.42	-1
7	6 DELORME Trudy Thornton	1	64.3 2200m	0:11.31 2200m	1:04.87 [8] (0:12.48)	0:52.39 [7] (0:12.64)	0:39.75 [5] (0:12.59)	0:27.16 [5] (0:13.12)	0:14.04 [7] (0:14.04)	11.3L	0:39.75	-3
8	7 BACKLIT BEAUTY Sean Cormack	9	65.0 2000m	0:11.30 2200m	1:05.48 [7] (0:12.57)	0:52.91 [8] (0:12.63)	0:40.28 [7] (0:13.01)	0:27.27 [9] (0:13.39)	0:13.88 [8] (0:13.88)	14.6L	0:40.28	+7
9	12 LETS TORQUE A DEEL Fiona Sandkuhl	14	65.9 2200m	0:11.05 2200m	1:06.55 [1] (0:12.60)	0:53.95 [2] (0:12.76)	0:41.19 [2] (0:13.28)	0:27.91 [6] (0:13.80)	0:14.11 [9] (0:14.11)	15.9L	0:41.19	+0
10	5 SUBAQUA Micheal Hellyer	8	63.8 2200m	0:11.34 2200m	1:05.50 [10] (0:12.52)	0:52.98 [10] (0:12.69)	0:40.29 [10] (0:13.19)	0:27.10 [10] (0:13.19)	0:13.91 [10] (0:13.91)	16.1L	0:40.29	-5

Scratched: Chief Command (#13), Lady Matilda (#14)

[] Ranking at each section and finish
 -:-:- No data available at this section
 NA No data available
 SCN Saddle cloth number
 DNF Did not finish
 DNT Did not track



Aquis Park Gold Coast QLD Professional
Race 7: Attwood Marshall Lawyers BM65 Handicap - 2400m
19 October 2024 - 17:00



Track Rating: Soft 5, Weather: Fine, Rail Position: +4m 900m-0m, +2m Remainder

Section		1000m	800m	600m	400m	200m	Last 600m					
Field Times		1:03.72 (0:12.57)	0:51.15 (0:12.50)	0:38.65 (0:12.80)	0:25.85 (0:12.90)	0:12.95 (0:12.95)	0:38.65					
Rank	TAB Horse/Jockey	Barrier	Top Speed [km/h]	Fastest Section	Margin					Distance Travelled [m]		
11	4 HIT 'EM UP Kirk Matheson	6	67.3 2200m	0:11.14 2200m	1:09.27 [3] (0:12.77)	0:56.50 [5] (0:13.04)	0:43.46 [9] (0:13.42)	0:30.04 [11] (0:14.13)	0:15.91 [11] (0:15.91)	34.1L	0:43.46	-5
12	1 MR FRENCH Courtney Bellamy	11	66.7 2200m	0:10.88 2200m	1:11.47 [2] (0:12.91)	0:58.56 [6] (0:13.24)	0:45.32 [12] (0:14.24)	0:31.08 [12] (0:15.42)	0:15.66 [12] (0:15.66)	46.6L	0:45.32	+2

Scratched: Chief Command (#13), Lady Matilda (#14)

[] Ranking at each section and finish
 -:-:-:- No data available at this section
 NA No data available

SCN Saddle cloth number
 DNF Did not finish
 DNT Did not track



Horse/Jockey Name	Bump'n'run
Final Rank	1
Fastest Section Time (Section)	0:11.35 (2200m)
Top Speed [km/h] (Section)	65.3 (2000m)
Race State	Finished



Aquis Park Gold Coast QLD Professional

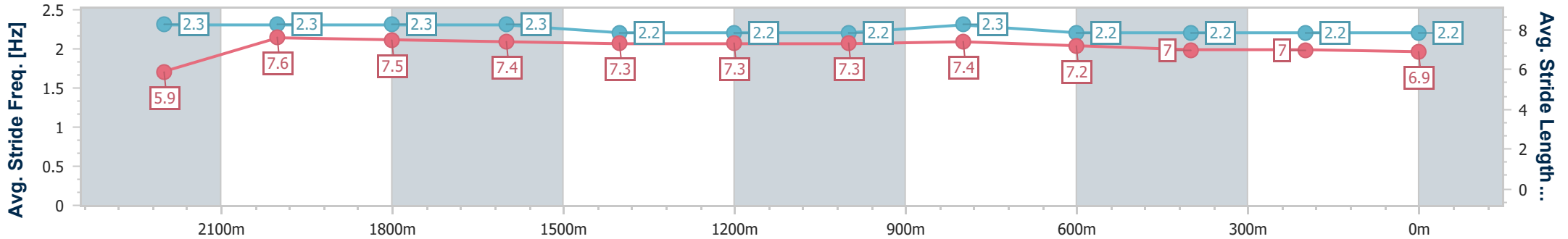
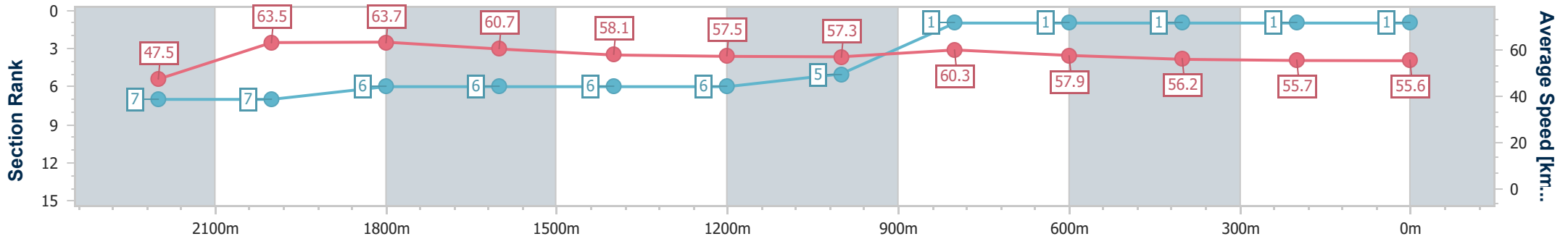
Race 7: Attwood Marshall Lawyers BM65 Handicap - 2400m



19 October 2024 - 17:00

Track Rating: Soft 5, Weather: Fine, Rail Position: +4m 900m-0m, +2m Remainder

Section	Overall	2200m	2000m	1800m	1600m	1400m	1200m	1000m	800m	600m	400m	200m
Section Times	2:30.55 [1] (0:15.14)	2:15.41 [7] (0:11.35)	2:04.06 [7] (0:11.46)	1:52.60 [6] (0:11.87)	1:40.73 [6] (0:12.43)	1:28.30 [6] (0:12.56)	1:15.74 [6] (0:12.53)	1:03.21 [5] (0:12.06)	0:51.15 [1] (0:12.50)	0:38.65 [1] (0:12.80)	0:25.85 [1] (0:12.90)	0:12.95 [1] (0:12.95)
Average Speed [km/h]	47.5	63.5	63.7	60.7	58.1	57.5	57.3	60.3	57.9	56.2	55.7	55.6
Top Speed [km/h]	63.7	64.2	65.3	61.6	60.5	57.9	59.7	61.3	58.7	57.1	56.5	56.2
Avg. Dist. to Rail [m]	4.1	2.5	2.6	1.0	1.0	0.8	1.1	1.4	1.5	0.5	0.2	0.7
Avg. Stride Freq. [Hz]	2.3	2.3	2.3	2.3	2.2	2.2	2.2	2.3	2.2	2.2	2.2	2.2
Avg. Stride Length [m]	5.9	7.6	7.5	7.4	7.3	7.3	7.3	7.4	7.2	7.0	7.0	6.9



- [] Ranking at each section and finish
- .-.- No data available at this section
- NA No data available



Horse/Jockey Name	Highland Hill
Final Rank	2
Fastest Section Time (Section)	0:11.24 (2200m)
Top Speed [km/h] (Section)	65.3 (2000m)
Race State	Finished



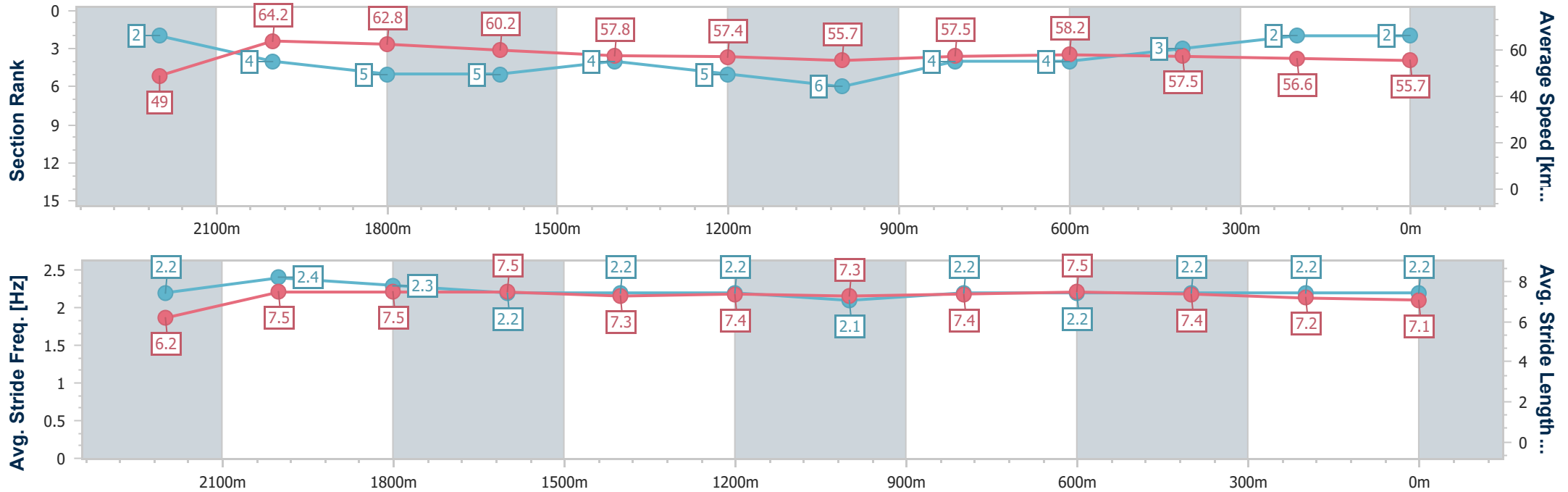
Aquis Park Gold Coast QLD Professional
 Race 7: Attwood Marshall Lawyers BM65 Handicap - 2400m



19 October 2024 - 17:00

Track Rating: Soft 5, Weather: Fine, Rail Position: +4m 900m-0m, +2m Remainder

Section	Overall	2200m	2000m	1800m	1600m	1400m	1200m	1000m	800m	600m	400m	200m
Section Times	2:30.74 [2] (0:14.68)	2:16.06 [2] (0:11.24)	2:04.82 [4] (0:11.54)	1:53.28 [5] (0:11.98)	1:41.30 [5] (0:12.47)	1:28.83 [4] (0:12.58)	1:16.25 [5] (0:12.92)	1:03.33 [6] (0:12.59)	0:50.74 [4] (0:12.46)	0:38.28 [4] (0:12.59)	0:25.69 [3] (0:12.73)	0:12.96 [2] (0:12.96)
Average Speed [km/h]	49.0	64.2	62.8	60.2	57.8	57.4	55.7	57.5	58.2	57.5	56.6	55.7
Top Speed [km/h]	64.1	65.1	65.3	60.8	60.3	58.3	57.5	59.5	59.2	58.5	57.5	56.6
Avg. Dist. to Rail [m]	3.5	2.4	2.3	0.3	0.9	0.4	0.5	1.8	2.1	1.1	2.5	4.8
Avg. Stride Freq. [Hz]	2.2	2.4	2.3	2.2	2.2	2.2	2.1	2.2	2.2	2.2	2.2	2.2
Avg. Stride Length [m]	6.2	7.5	7.5	7.5	7.3	7.4	7.3	7.4	7.5	7.4	7.2	7.1



- [] Ranking at each section and finish
- .-.- No data available at this section
- NA No data available



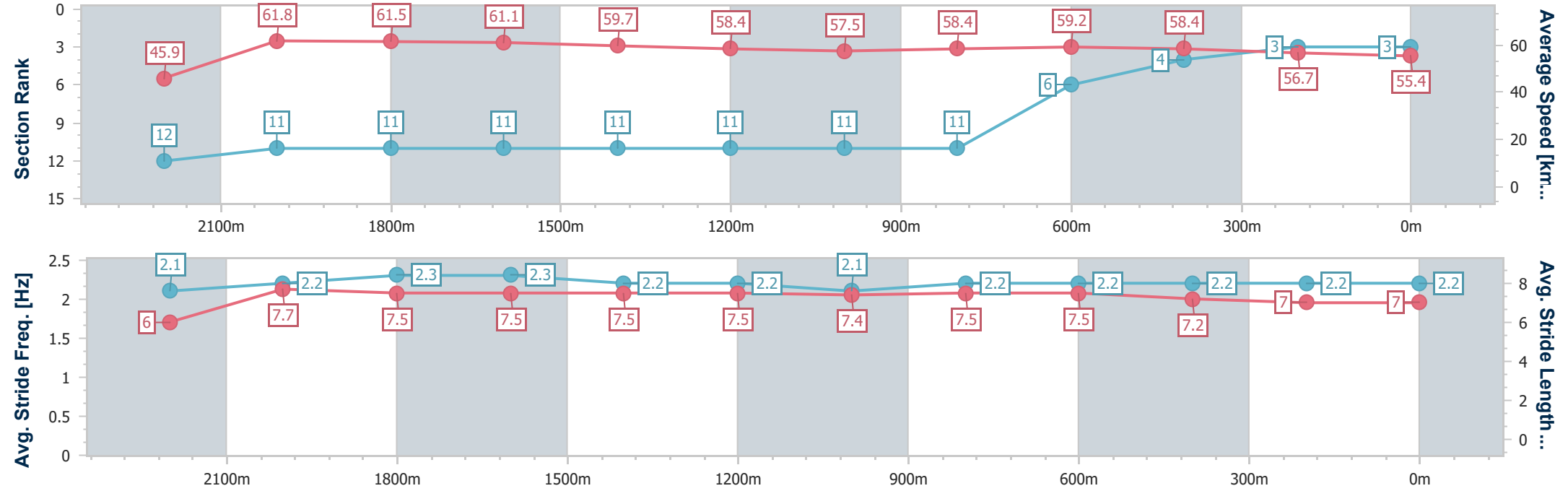
Horse/Jockey Name	Another Dazzler
Final Rank	3
Fastest Section Time (Section)	0:11.64 (2200m)
Top Speed [km/h] (Section)	63.6 (2000m)
Race State	Finished



Aquis Park Gold Coast QLD Professional
Race 7: Attwood Marshall Lawyers BM65 Handicap - 2400m
 19 October 2024 - 17:00
 Track Rating: Soft 5, Weather: Fine, Rail Position: +4m 900m-0m, +2m Remainder



Section	Overall	2200m	2000m	1800m	1600m	1400m	1200m	1000m	800m	600m	400m	200m
Section Times	2:31.00 [3] (0:15.73)	2:15.27 [12] (0:11.64)	2:03.63 [11] (0:11.81)	1:51.82 [11] (0:11.82)	1:40.00 [11] (0:12.15)	1:27.85 [11] (0:12.35)	1:15.50 [11] (0:12.53)	1:02.97 [11] (0:12.47)	0:50.50 [11] (0:12.33)	0:38.17 [6] (0:12.46)	0:25.71 [4] (0:12.71)	0:13.00 [3] (0:13.00)
Average Speed [km/h]	45.9	61.8	61.5	61.1	59.7	58.4	57.5	58.4	59.2	58.4	56.7	55.4
Top Speed [km/h]	60.4	63.1	63.6	61.8	60.7	59.6	58.4	59.1	60.2	59.7	57.4	56.9
Avg. Dist. to Rail [m]	4.5	2.9	2.6	1.5	1.4	1.5	2.0	2.3	3.3	1.9	3.8	6.6
Avg. Stride Freq. [Hz]	2.1	2.2	2.3	2.3	2.2	2.2	2.1	2.2	2.2	2.2	2.2	2.2
Avg. Stride Length [m]	6.0	7.7	7.5	7.5	7.5	7.5	7.4	7.5	7.5	7.2	7.0	7.0



- [] Ranking at each section and finish
- .-.- No data available at this section
- NA No data available



Horse/Jockey Name	Godra
Final Rank	4
Fastest Section Time (Section)	0:11.39 (2200m)
Top Speed [km/h] (Section)	64.4 (2000m)
Race State	Finished



Aquis Park Gold Coast QLD Professional

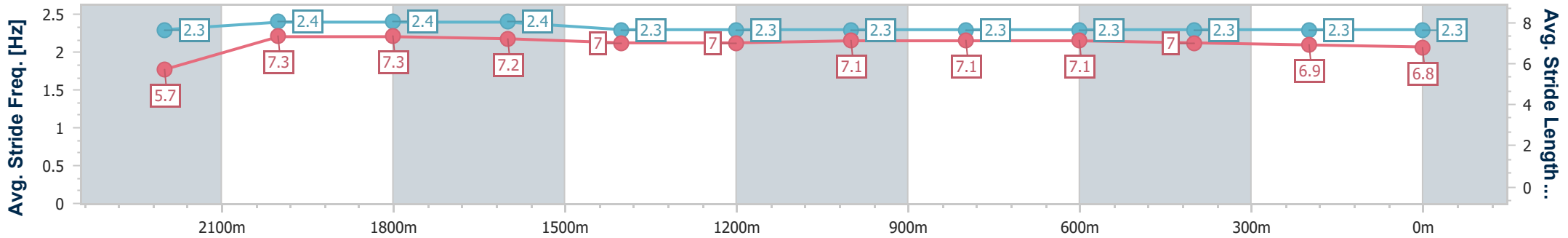
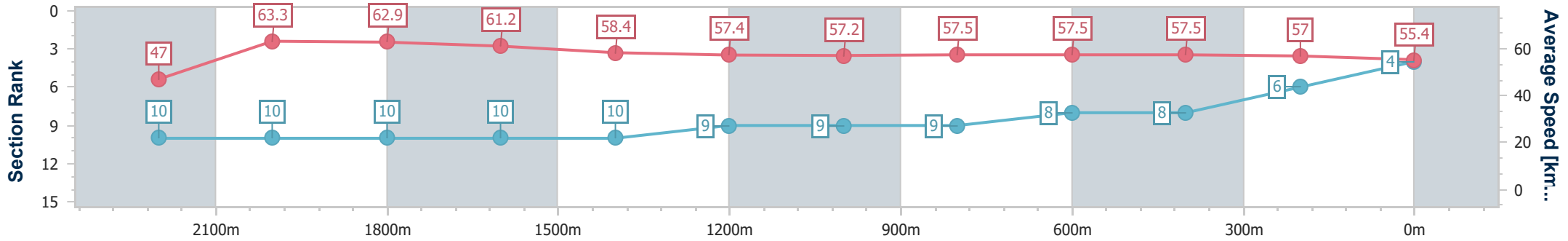
Race 7: Attwood Marshall Lawyers BM65 Handicap - 2400m



19 October 2024 - 17:00

Track Rating: Soft 5, Weather: Fine, Rail Position: +4m 900m-0m, +2m Remainder

Section	Overall	2200m	2000m	1800m	1600m	1400m	1200m	1000m	800m	600m	400m	200m
Section Times	2:31.26 [4] (0:15.37)	2:15.89 [10] (0:11.39)	2:04.50 [10] (0:11.59)	1:52.91 [10] (0:11.85)	1:41.06 [10] (0:12.40)	1:28.66 [10] (0:12.53)	1:16.13 [9] (0:12.63)	1:03.50 [9] (0:12.57)	0:50.93 [9] (0:12.71)	0:38.22 [8] (0:12.57)	0:25.65 [8] (0:12.66)	0:12.99 [6] (0:12.99)
Average Speed [km/h]	47.0	63.3	62.9	61.2	58.4	57.4	57.2	57.5	57.5	57.5	57.0	55.4
Top Speed [km/h]	61.5	64.2	64.4	62.3	60.0	58.2	58.6	58.6	58.0	58.4	57.3	57.2
Avg. Dist. to Rail [m]	3.7	2.7	3.5	1.5	1.1	1.2	1.1	1.6	3.2	0.7	3.8	4.4
Avg. Stride Freq. [Hz]	2.3	2.4	2.4	2.4	2.3	2.3	2.3	2.3	2.3	2.3	2.3	2.3
Avg. Stride Length [m]	5.7	7.3	7.3	7.2	7.0	7.0	7.1	7.1	7.1	7.0	6.9	6.8



- [] Ranking at each section and finish
- .-.- No data available at this section
- NA No data available



Horse/Jockey Name	Big Hitter
Final Rank	5
Fastest Section Time (Section)	0:11.75 (2200m)
Top Speed [km/h] (Section)	61.9 (2200m)
Race State	Finished



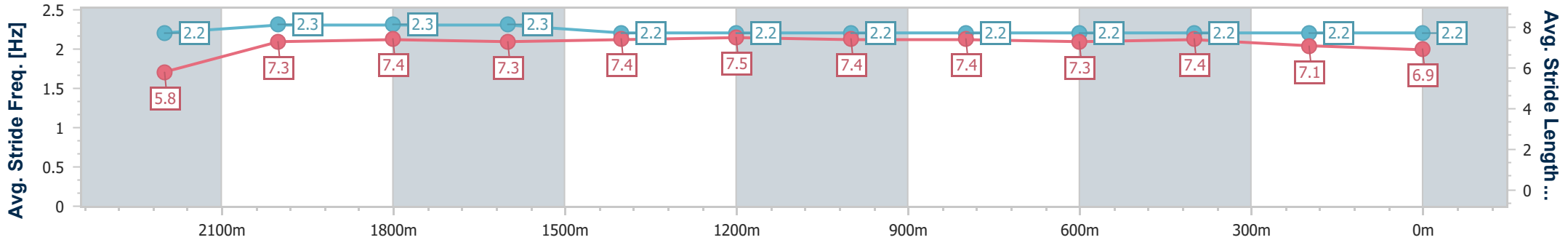
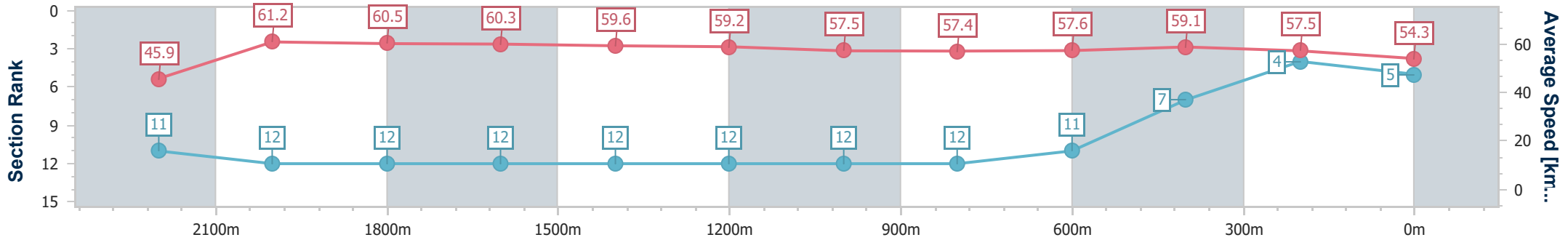
Aquis Park Gold Coast QLD Professional
Race 7: Attwood Marshall Lawyers BM65 Handicap - 2400m



19 October 2024 - 17:00

Track Rating: Soft 5, Weather: Fine, Rail Position: +4m 900m-0m, +2m Remainder

Section	Overall	2200m	2000m	1800m	1600m	1400m	1200m	1000m	800m	600m	400m	200m
Section Times	2:31.32 [5] (0:15.72)	2:15.60 [11] (0:11.75)	2:03.85 [12] (0:11.94)	1:51.91 [12] (0:11.94)	1:39.97 [12] (0:12.07)	1:27.90 [12] (0:12.11)	1:15.79 [12] (0:12.55)	1:03.24 [12] (0:12.49)	0:50.75 [12] (0:12.59)	0:38.16 [11] (0:12.35)	0:25.81 [7] (0:12.53)	0:13.28 [4] (0:13.28)
Average Speed [km/h]	45.9	61.2	60.5	60.3	59.6	59.2	57.5	57.4	57.6	59.1	57.5	54.3
Top Speed [km/h]	61.0	61.9	61.7	61.7	60.3	60.5	58.2	59.4	58.9	60.0	58.6	57.0
Avg. Dist. to Rail [m]	3.3	1.3	1.4	0.4	0.7	1.1	0.7	0.9	1.4	1.9	4.5	7.1
Avg. Stride Freq. [Hz]	2.2	2.3	2.3	2.3	2.2	2.2	2.2	2.2	2.2	2.2	2.2	2.2
Avg. Stride Length [m]	5.8	7.3	7.4	7.3	7.4	7.5	7.4	7.4	7.3	7.4	7.1	6.9



- [] Ranking at each section and finish
- .-.- No data available at this section
- NA No data available



Horse/Jockey Name	Lost Illusions
Final Rank	6
Fastest Section Time (Section)	0:11.14 (2200m)
Top Speed [km/h] (Section)	65.4 (2200m)
Race State	Finished



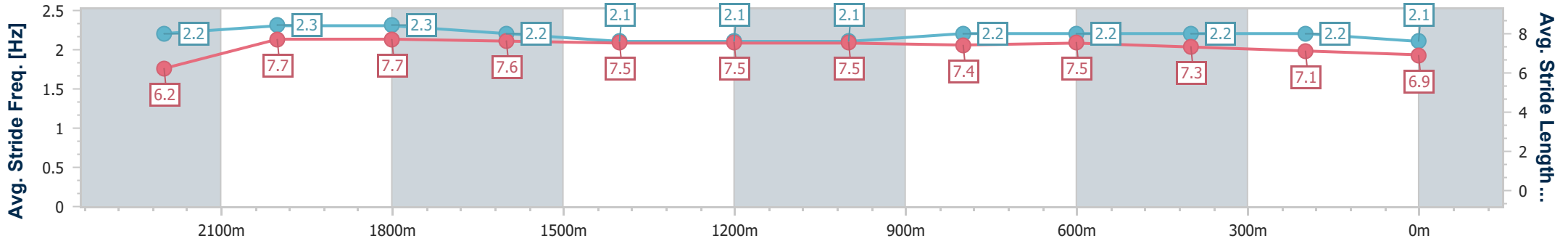
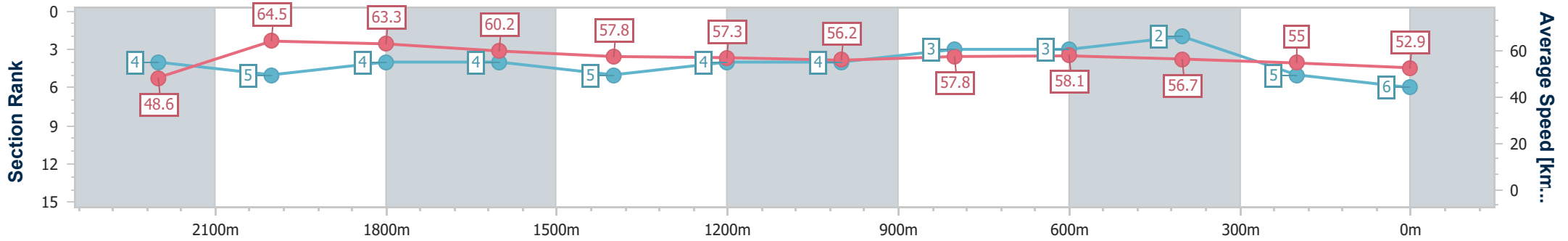
Aquis Park Gold Coast QLD Professional
Race 7: Attwood Marshall Lawyers BM65 Handicap - 2400m



19 October 2024 - 17:00

Track Rating: Soft 5, Weather: Fine, Rail Position: +4m 900m-0m, +2m Remainder

Section	Overall	2200m	2000m	1800m	1600m	1400m	1200m	1000m	800m	600m	400m	200m
Section Times	2:31.67 [6] (0:14.86)	2:16.81 [4] (0:11.14)	2:05.67 [5] (0:11.45)	1:54.22 [4] (0:11.98)	1:42.24 [4] (0:12.50)	1:29.74 [5] (0:12.56)	1:17.18 [4] (0:12.80)	1:04.38 [4] (0:12.51)	0:51.87 [3] (0:12.45)	0:39.42 [3] (0:12.72)	0:26.70 [2] (0:13.11)	0:13.59 [5] (0:13.59)
Average Speed [km/h]	48.6	64.5	63.3	60.2	57.8	57.3	56.2	57.8	58.1	56.7	55.0	52.9
Top Speed [km/h]	63.7	65.4	65.4	61.1	59.1	58.5	57.7	58.8	58.6	57.4	55.7	54.8
Avg. Dist. to Rail [m]	3.9	3.1	2.5	0.4	1.0	0.9	1.2	1.1	1.2	0.3	2.2	3.0
Avg. Stride Freq. [Hz]	2.2	2.3	2.3	2.2	2.1	2.1	2.1	2.2	2.2	2.2	2.2	2.1
Avg. Stride Length [m]	6.2	7.7	7.7	7.6	7.5	7.5	7.5	7.4	7.5	7.3	7.1	6.9



- [] Ranking at each section and finish
- .-.- No data available at this section
- NA No data available



Horse/Jockey Name	Delorme
Final Rank	7
Fastest Section Time (Section)	0:11.31 (2200m)
Top Speed [km/h] (Section)	64.3 (2200m)
Race State	Finished



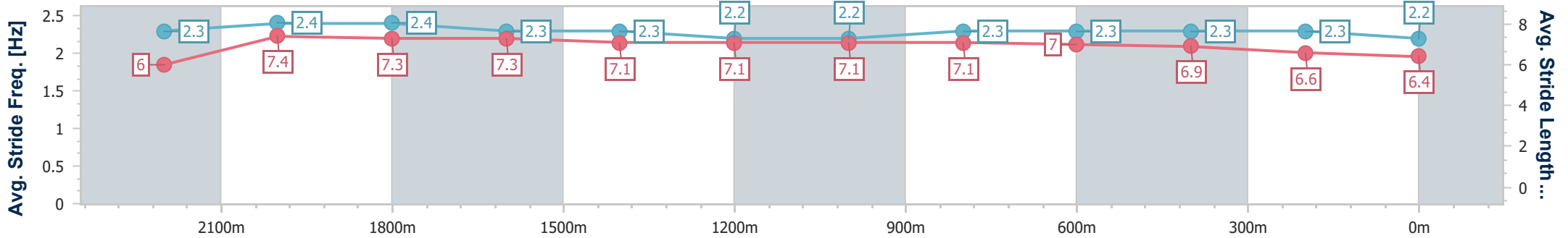
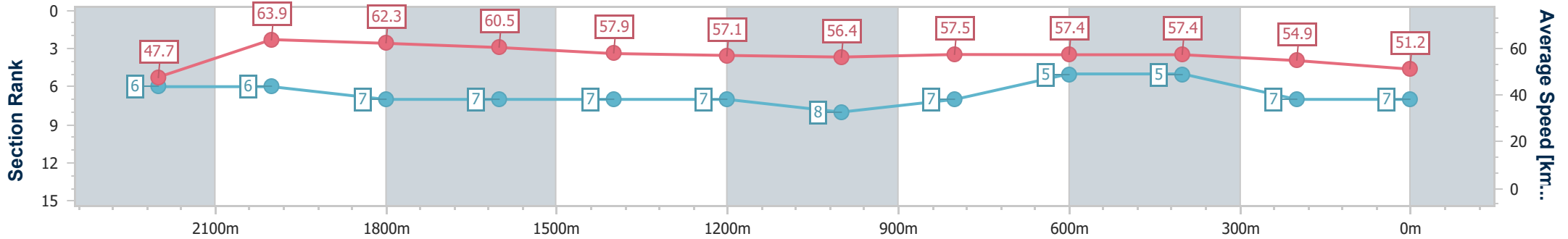
Aquis Park Gold Coast QLD Professional
 Race 7: Attwood Marshall Lawyers BM65 Handicap - 2400m



19 October 2024 - 17:00

Track Rating: Soft 5, Weather: Fine, Rail Position: +4m 900m-0m, +2m Remainder

Section	Overall	2200m	2000m	1800m	1600m	1400m	1200m	1000m	800m	600m	400m	200m
Section Times	2:32.55 [7] (0:15.11)	2:17.44 [6] (0:11.31)	2:06.13 [6] (0:11.59)	1:54.54 [7] (0:11.87)	1:42.67 [7] (0:12.41)	1:30.26 [7] (0:12.57)	1:17.69 [7] (0:12.82)	1:04.87 [8] (0:12.48)	0:52.39 [7] (0:12.64)	0:39.75 [5] (0:12.59)	0:27.16 [5] (0:13.12)	0:14.04 [7] (0:14.04)
Average Speed [km/h]	47.7	63.9	62.3	60.5	57.9	57.1	56.4	57.5	57.4	57.4	54.9	51.2
Top Speed [km/h]	63.5	64.3	64.2	61.0	60.5	58.0	58.2	59.3	58.7	58.9	56.3	53.0
Avg. Dist. to Rail [m]	4.3	0.7	0.8	0.4	0.7	0.2	0.3	1.0	1.6	0.6	2.2	3.0
Avg. Stride Freq. [Hz]	2.3	2.4	2.4	2.3	2.3	2.2	2.2	2.3	2.3	2.3	2.3	2.2
Avg. Stride Length [m]	6.0	7.4	7.3	7.3	7.1	7.1	7.1	7.1	7.0	6.9	6.6	6.4



- [] Ranking at each section and finish
- .-.- No data available at this section
- NA No data available



Horse/Jockey Name	Backlit Beauty
Final Rank	8
Fastest Section Time (Section)	0:11.30 (2200m)
Top Speed [km/h] (Section)	65.0 (2000m)
Race State	Finished



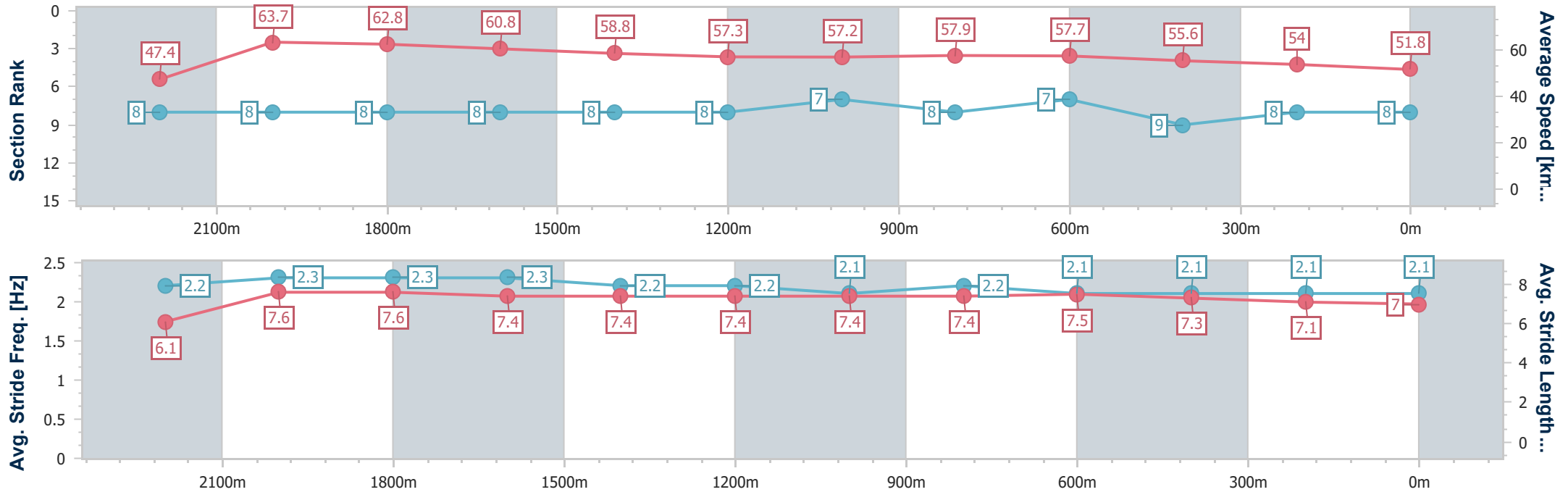
Aquis Park Gold Coast QLD Professional
Race 7: Attwood Marshall Lawyers BM65 Handicap - 2400m



19 October 2024 - 17:00

Track Rating: Soft 5, Weather: Fine, Rail Position: +4m 900m-0m, +2m Remainder

Section	Overall	2200m	2000m	1800m	1600m	1400m	1200m	1000m	800m	600m	400m	200m
Section Times	2:33.13 [8] (0:15.27)	2:17.86 [8] (0:11.30)	2:06.56 [8] (0:11.56)	1:55.00 [8] (0:11.90)	1:43.10 [8] (0:12.44)	1:30.66 [8] (0:12.61)	1:18.05 [8] (0:12.57)	1:05.48 [7] (0:12.57)	0:52.91 [8] (0:12.63)	0:40.28 [7] (0:13.01)	0:27.27 [9] (0:13.39)	0:13.88 [8] (0:13.88)
Average Speed [km/h]	47.4	63.7	62.8	60.8	58.8	57.3	57.2	57.9	57.7	55.6	54.0	51.8
Top Speed [km/h]	63.2	64.6	65.0	61.7	60.6	58.1	58.5	59.2	58.1	57.2	54.6	53.8
Avg. Dist. to Rail [m]	3.9	4.1	3.0	1.5	2.6	2.8	2.8	2.2	2.7	0.9	3.4	3.8
Avg. Stride Freq. [Hz]	2.2	2.3	2.3	2.3	2.2	2.2	2.1	2.2	2.1	2.1	2.1	2.1
Avg. Stride Length [m]	6.1	7.6	7.6	7.4	7.4	7.4	7.4	7.4	7.5	7.3	7.1	7.0



- [] Ranking at each section and finish
- .-.- No data available at this section
- NA No data available



Horse/Jockey Name	Lets Torque A Deel
Final Rank	9
Fastest Section Time (Section)	0:11.05 (2200m)
Top Speed [km/h] (Section)	65.9 (2200m)
Race State	Finished



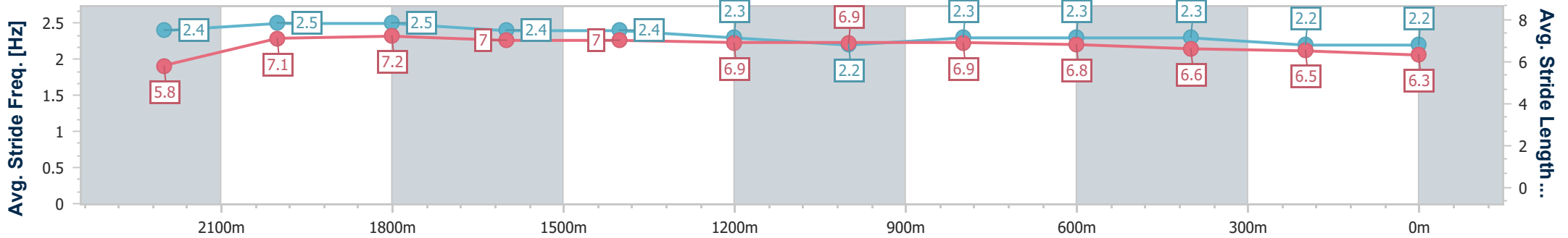
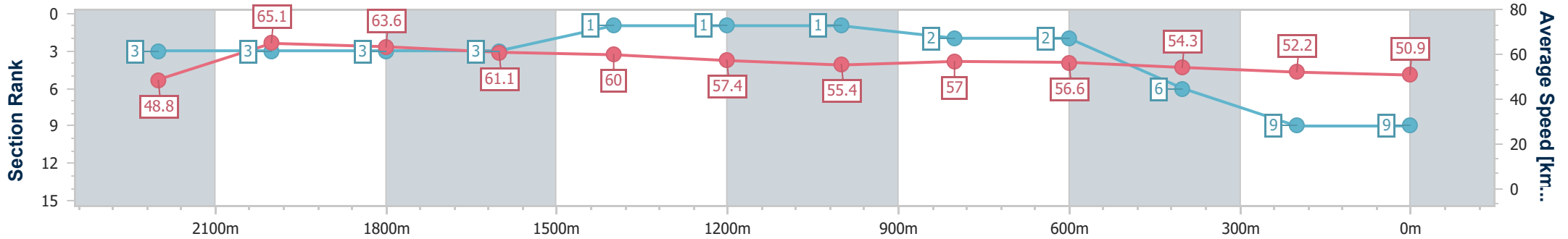
Aquis Park Gold Coast QLD Professional
Race 7: Attwood Marshall Lawyers BM65 Handicap - 2400m



19 October 2024 - 17:00

Track Rating: Soft 5, Weather: Fine, Rail Position: +4m 900m-0m, +2m Remainder

Section	Overall	2200m	2000m	1800m	1600m	1400m	1200m	1000m	800m	600m	400m	200m
Section Times	2:33.38 [9] (0:14.85)	2:18.53 [3] (0:11.05)	2:07.48 [3] (0:11.54)	1:55.94 [3] (0:11.85)	1:44.09 [3] (0:11.99)	1:32.10 [1] (0:12.56)	1:19.54 [1] (0:12.99)	1:06.55 [1] (0:12.60)	0:53.95 [2] (0:12.76)	0:41.19 [2] (0:13.28)	0:27.91 [6] (0:13.80)	0:14.11 [9] (0:14.11)
Average Speed [km/h]	48.8	65.1	63.6	61.1	60.0	57.4	55.4	57.0	56.6	54.3	52.2	50.9
Top Speed [km/h]	65.3	65.9	65.1	62.5	61.4	59.8	56.4	58.5	58.5	55.5	52.8	52.0
Avg. Dist. to Rail [m]	6.2	6.9	6.1	1.0	1.0	0.3	0.3	1.0	1.0	0.3	0.4	0.2
Avg. Stride Freq. [Hz]	2.4	2.5	2.5	2.4	2.4	2.3	2.2	2.3	2.3	2.3	2.2	2.2
Avg. Stride Length [m]	5.8	7.1	7.2	7.0	7.0	6.9	6.9	6.9	6.8	6.6	6.5	6.3



- [] Ranking at each section and finish
- .-.- No data available at this section
- NA No data available



Horse/Jockey Name	Subaqua
Final Rank	10
Fastest Section Time (Section)	0:11.34 (2200m)
Top Speed [km/h] (Section)	63.8 (2200m)
Race State	Finished



Aquis Park Gold Coast QLD Professional

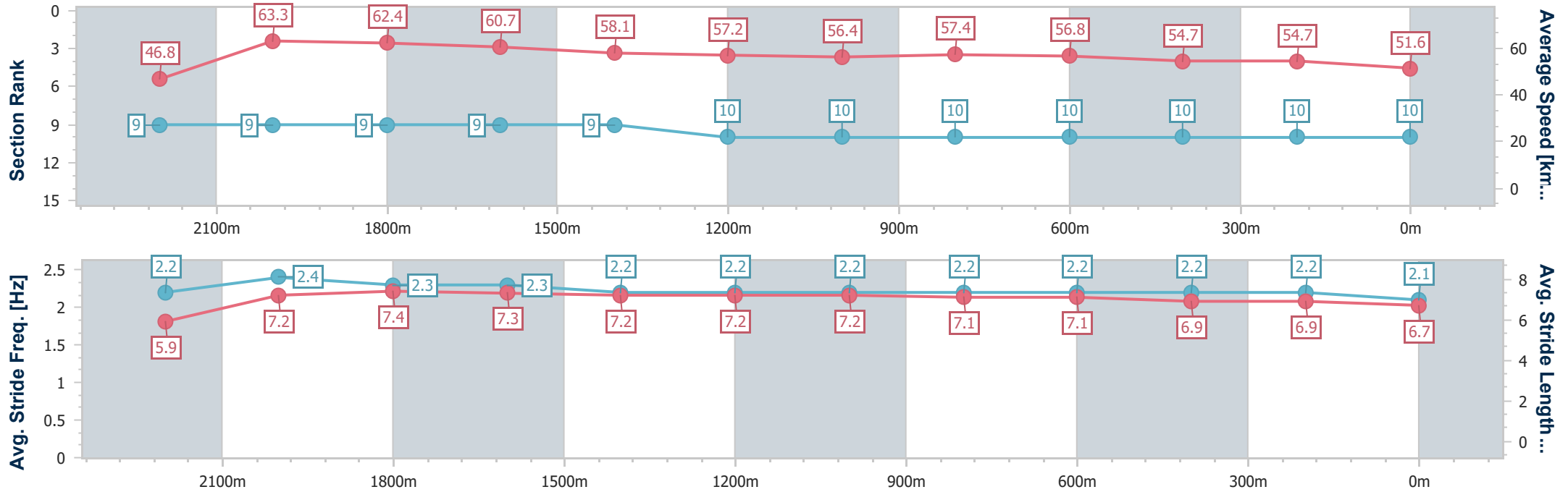
Race 7: Attwood Marshall Lawyers BM65 Handicap - 2400m



19 October 2024 - 17:00

Track Rating: Soft 5, Weather: Fine, Rail Position: +4m 900m-0m, +2m Remainder

Section	Overall	2200m	2000m	1800m	1600m	1400m	1200m	1000m	800m	600m	400m	200m
Section Times	2:33.44 [10] (0:15.36)	2:18.08 [9] (0:11.34)	2:06.74 [9] (0:11.60)	1:55.14 [9] (0:11.88)	1:43.26 [9] (0:12.42)	1:30.84 [9] (0:12.59)	1:18.25 [10] (0:12.75)	1:05.50 [10] (0:12.52)	0:52.98 [10] (0:12.69)	0:40.29 [10] (0:13.19)	0:27.10 [10] (0:13.19)	0:13.91 [10] (0:13.91)
Average Speed [km/h]	46.8	63.3	62.4	60.7	58.1	57.2	56.4	57.4	56.8	54.7	54.7	51.6
Top Speed [km/h]	63.0	63.8	63.6	61.4	59.8	58.3	57.8	59.4	57.5	56.0	55.8	54.2
Avg. Dist. to Rail [m]	2.3	1.6	1.5	0.4	0.9	0.5	0.4	0.8	0.6	0.5	1.3	1.8
Avg. Stride Freq. [Hz]	2.2	2.4	2.3	2.3	2.2	2.2	2.2	2.2	2.2	2.2	2.2	2.1
Avg. Stride Length [m]	5.9	7.2	7.4	7.3	7.2	7.2	7.2	7.1	7.1	6.9	6.9	6.7



- [] Ranking at each section and finish
- .-.- No data available at this section
- NA No data available



Horse/Jockey Name	Hit 'Em Up
Final Rank	11
Fastest Section Time (Section)	0:11.14 (2200m)
Top Speed [km/h] (Section)	67.3 (2200m)
Race State	Finished



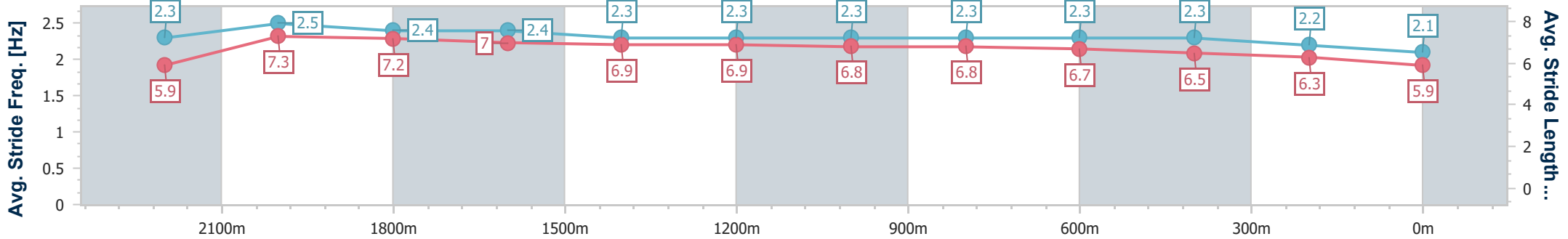
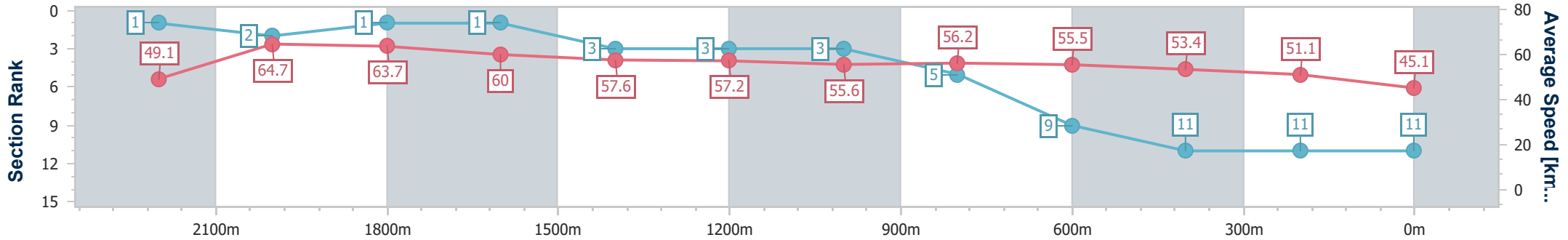
Aquis Park Gold Coast QLD Professional
Race 7: Attwood Marshall Lawyers BM65 Handicap - 2400m



19 October 2024 - 17:00

Track Rating: Soft 5, Weather: Fine, Rail Position: +4m 900m-0m, +2m Remainder

Section	Overall	2200m	2000m	1800m	1600m	1400m	1200m	1000m	800m	600m	400m	200m
Section Times	2:36.52 [11] (0:14.68)	2:21.84 [1] (0:11.14)	2:10.70 [2] (0:11.36)	1:59.34 [1] (0:11.98)	1:47.36 [1] (0:12.57)	1:34.79 [3] (0:12.59)	1:22.20 [3] (0:12.93)	1:09.27 [3] (0:12.77)	0:56.50 [5] (0:13.04)	0:43.46 [9] (0:13.42)	0:30.04 [11] (0:14.13)	0:15.91 [11] (0:15.91)
Average Speed [km/h]	49.1	64.7	63.7	60.0	57.6	57.2	55.6	56.2	55.5	53.4	51.1	45.1
Top Speed [km/h]	65.5	67.3	65.3	61.2	59.2	58.0	57.2	57.6	56.0	54.8	52.2	48.6
Avg. Dist. to Rail [m]	3.8	2.2	1.8	0.2	0.8	0.2	0.3	1.1	1.2	0.5	0.6	1.8
Avg. Stride Freq. [Hz]	2.3	2.5	2.4	2.4	2.3	2.3	2.3	2.3	2.3	2.3	2.2	2.1
Avg. Stride Length [m]	5.9	7.3	7.2	7.0	6.9	6.9	6.8	6.8	6.7	6.5	6.3	5.9



- [] Ranking at each section and finish
- .-.- No data available at this section
- NA No data available



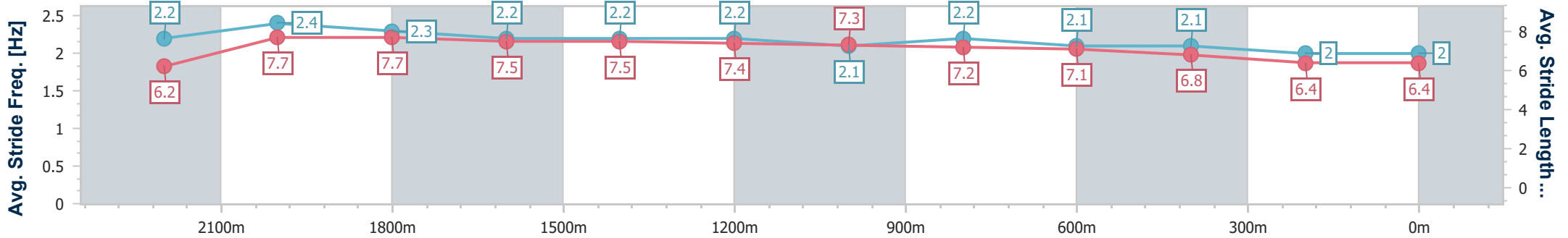
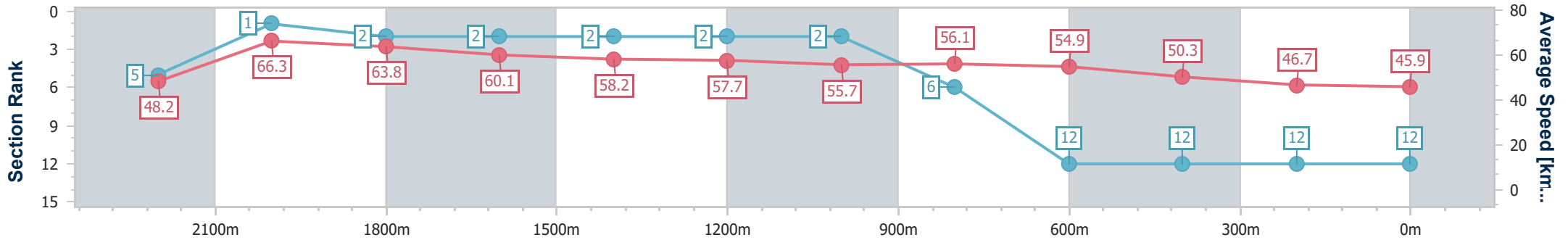
Horse/Jockey Name	Mr French
Final Rank	12
Fastest Section Time (Section)	0:10.88 (2200m)
Top Speed [km/h] (Section)	66.7 (2200m)
Race State	Finished



Aquis Park Gold Coast QLD Professional
Race 7: Attwood Marshall Lawyers BM65 Handicap - 2400m
 19 October 2024 - 17:00
 Track Rating: Soft 5, Weather: Fine, Rail Position: +4m 900m-0m, +2m Remainder



Section	Overall	2200m	2000m	1800m	1600m	1400m	1200m	1000m	800m	600m	400m	200m
Section Times	2:38.65 [12] (0:14.94)	2:23.71 [5] (0:10.88)	2:12.83 [1] (0:11.38)	2:01.45 [2] (0:11.98)	1:49.47 [2] (0:12.49)	1:36.98 [2] (0:12.57)	1:24.41 [2] (0:12.94)	1:11.47 [2] (0:12.91)	0:58.56 [6] (0:13.24)	0:45.32 [12] (0:14.24)	0:31.08 [12] (0:15.42)	0:15.66 [12] (0:15.66)
Average Speed [km/h]	48.2	66.3	63.8	60.1	58.2	57.7	55.7	56.1	54.9	50.3	46.7	45.9
Top Speed [km/h]	65.4	66.7	66.2	61.0	60.3	58.8	57.6	56.8	56.0	53.1	47.3	46.4
Avg. Dist. to Rail [m]	4.1	3.6	2.7	0.5	1.8	2.8	2.5	1.4	2.2	0.4	0.3	0.6
Avg. Stride Freq. [Hz]	2.2	2.4	2.3	2.2	2.2	2.2	2.1	2.2	2.1	2.1	2.0	2.0
Avg. Stride Length [m]	6.2	7.7	7.7	7.5	7.5	7.4	7.3	7.2	7.1	6.8	6.4	6.4



- [] Ranking at each section and finish
- .-.- No data available at this section
- NA No data available