



Ipswich QLD Professional

Race 7: TOTAL CLUB MANAGMENT 0 - 58 Handicap - 1350m

18 October 2024 - 17:11



Track Rating: Good 4, Weather: Fine, Rail Position: +3m Entire

Section		Field Times										Last 600m	
		Overall	1200m	1000m	800m	600m	400m						
		1:21.06 (0:11.16)	1:09.90 (0:11.03)	0:58.87 (0:10.95)	0:47.92 (0:11.47)	0:36.45 (0:11.75)	0:24.70 (0:12.15)						0:36.45
Rank	TAB	Horse/Jockey	Barrier	Top Speed [km/h]	Fastest Section							Distance Travelled [m]	
1	9	LAVONI Samantha Collett	9	65.9 1200m	0:11.13 1000m	1:21.06 [1] (0:11.45)	1:09.61 [4] (0:11.36)	0:58.25 [8] (0:11.13)	0:47.12 [9] (0:11.32)	0:35.80 [7] (0:11.51)	0:24.29 [6] (0:11.85)	0:35.80	
2	5	RECANATI Nathan Fazackerley	5	66.1 1200m	0:11.03 1200m	1:21.12 [2] (0:11.46)	1:09.66 [5] (0:11.03)	0:58.63 [6] (0:11.13)	0:47.50 [6] (0:11.60)	0:35.90 [6] (0:11.61)	0:24.29 [7] (0:11.96)	0:35.90	-1
3	19	LITTLE SPARK Andrew Mallyon	1	66.1 1000m	0:11.04 1200m	1:21.24 [3] (0:11.44)	1:09.80 [3] (0:11.04)	0:58.76 [5] (0:11.07)	0:47.69 [5] (0:11.43)	0:36.26 [4] (0:11.64)	0:24.62 [3] (0:12.06)	0:36.26	-6
4	15	LITTLE CHARMER Brooke Ainsworth	11	68.4 1200m	0:10.68 1200m	1:21.28 [4] (0:11.55)	1:09.73 [7] (0:10.68)	0:59.05 [2] (0:11.03)	0:48.02 [2] (0:11.52)	0:36.50 [2] (0:11.63)	0:24.87 [2] (0:12.10)	0:36.50	-2
5	16	RED STAR RUBI Jasper Franklin	3	67.4 1000m	0:10.76 1000m	1:21.28 [5] (0:12.40)	1:08.88 [14] (0:11.26)	0:57.62 [14] (0:10.76)	0:46.86 [11] (0:11.24)	0:35.62 [11] (0:11.56)	0:24.06 [11] (0:11.66)	0:35.62	-4
6	1	DEL CAMPO Kenji Yoshida	6	65.1 1000m	0:11.29 1200m	1:21.28 [6] (0:12.13)	1:09.15 [12] (0:11.29)	0:57.86 [13] (0:11.33)	0:46.53 [14] (0:11.51)	0:35.02 [14] (0:11.39)	0:23.63 [13] (0:11.83)	0:35.02	+1
7	7	PARUES Fiona Sandkuhl	8	67.0 1000m	0:10.95 1000m	1:21.36 [7] (0:11.16)	1:10.20 [1] (0:11.03)	0:59.17 [1] (0:10.95)	0:48.22 [1] (0:11.47)	0:36.75 [1] (0:11.75)	0:25.00 [1] (0:12.21)	0:36.75	-4
8	4	HOTFOOT PERFORMER Georgina Cartwright	15	65.8 1000m	0:11.23 1200m	1:21.42 [8] (0:12.08)	1:09.34 [11] (0:11.23)	0:58.11 [11] (0:11.25)	0:46.86 [12] (0:11.33)	0:35.53 [12] (0:11.57)	0:23.96 [12] (0:11.86)	0:35.53	+2
9	10	AERIAL ARSENAL Cejay Graham	7	65.6 1200m	0:11.06 1000m	1:21.47 [9] (0:11.68)	1:09.79 [8] (0:11.07)	0:58.72 [7] (0:11.06)	0:47.66 [7] (0:11.47)	0:36.19 [8] (0:11.62)	0:24.57 [8] (0:11.97)	0:36.19	-4
10	6	HAYAKU Justin Huxtable	2	67.5 1000m	0:10.81 1000m	1:21.53 [10] (0:12.16)	1:09.37 [13] (0:11.18)	0:58.19 [12] (0:10.81)	0:47.38 [10] (0:11.38)	0:36.00 [10] (0:11.57)	0:24.43 [9] (0:11.82)	0:36.00	-4

Scratched: Bambalam (#22), West Cork (#2), Elle Magic (#23), Where's Tekay Now (#21), Nails And Pride (#8), December Diamond (#11), Gulf Of Sidra (#24), Hard To Dismiss (#14), Planned Encounter (#20),

[] Ranking at each section and finish
 -:-:- No data available at this section
 NA No data available

SCN Saddle cloth number
 DNF Did not finish
 DNT Did not track



Ipswich QLD Professional

Race 7: TOTAL CLUB MANAGMENT 0 - 58 Handicap - 1350m

18 October 2024 - 17:11



Track Rating: Good 4, Weather: Fine, Rail Position: +3m Entire

Section	Overall	1200m	1000m	800m	600m	400m	Last 600m
Field Times	1:21.06 (0:11.16)	1:09.90 (0:11.03)	0:58.87 (0:10.95)	0:47.92 (0:11.47)	0:36.45 (0:11.75)	0:24.70 (0:12.15)	0:36.45

Rank	TAB	Horse/Jockey	Barrier	Top Speed [km/h]	Fastest Section	Overall	1200m	1000m	800m	600m	400m	Last 600m	Distance Travelled [m]
11	13	TAKARA STAR Olivia Kendal	13	66.3 1200m	0:10.98 1200m	1:21.61 [11] (0:11.28)	1:10.33 [2] (0:10.98)	0:59.35 [3] (0:11.16)	0:48.19 [3] (0:11.57)	0:36.62 [5] (0:11.66)	0:24.96 [5] (0:12.11)	0:36.62	-2
12	3	DASH DASH DASH Justin Stanley	14	66.8 1200m	0:10.94 1200m	1:21.71 [12] (0:11.50)	1:10.21 [6] (0:10.94)	0:59.27 [4] (0:11.06)	0:48.21 [4] (0:11.39)	0:36.82 [3] (0:11.76)	0:25.06 [4] (0:12.15)	0:36.82	+1
13	17	ON THE TIGHTROPE Ryan Wiggins	12	66.7 1200m	0:10.99 1200m	1:22.10 [13] (0:11.84)	1:10.26 [9] (0:10.99)	0:59.27 [9] (0:11.02)	0:48.25 [8] (0:11.52)	0:36.73 [9] (0:11.77)	0:24.96 [10] (0:12.29)	0:36.73	+1
14	18	CLASSIQUE GAL Angela Jones	10	65.4 1200m	0:11.26 1000m	1:22.31 [14] (0:11.99)	1:10.32 [10] (0:11.32)	0:59.00 [10] (0:11.26)	0:47.74 [13] (0:11.59)	0:36.15 [13] (0:11.85)	0:24.30 [14] (0:12.14)	0:36.15	-2

Scratched: Bambalam (#22), West Cork (#2), Elle Magic (#23), Where's Tekay Now (#21), Nails And Pride (#8), December Diamond (#11), Gulf Of Sidra (#24), Hard To Dismiss (#14), Planned Encounter (#20),

[] Ranking at each section and finish
 -:-:-:- No data available at this section
 NA No data available

SCN Saddle cloth number
 DNF Did not finish
 DNT Did not track



Ipswich QLD Professional

Race 7: TOTAL CLUB MANAGMENT 0 - 58 Handicap - 1350m

18 October 2024 - 17:11



Track Rating: Good 4, Weather: Fine, Rail Position: +3m Entire

Section							200m			Last 600m
Field Times							0:12.55			0:36.45
Rank	TAB	Horse/Jockey	Barrier	Top Speed [km/h]	Fastest Section	Margin				Distance Travelled [m]
1	9	LAVONI Samantha Collett	9	65.9 1200m	0:11.13 1000m	0:12.44 [3] (0:12.44)	1:21.06		0:35.80	
2	5	RECANATI Nathan Fazackerley	5	66.1 1200m	0:11.03 1200m	0:12.33 [6] (0:12.33)	0.34L		0:35.90	-1
3	19	LITTLE SPARK Andrew Mallyon	1	66.1 1000m	0:11.04 1200m	0:12.56 [4] (0:12.56)	1.07L		0:36.26	-6
4	15	LITTLE CHARMER Brooke Ainsworth	11	68.4 1200m	0:10.68 1200m	0:12.77 [1] (0:12.77)	1.28L		0:36.50	-2
5	16	RED STAR RUBI Jasper Franklin	3	67.4 1000m	0:10.76 1000m	0:12.40 [9] (0:12.40)	1.29L		0:35.62	-4
6	1	DEL CAMPO Kenji Yoshida	6	65.1 1000m	0:11.29 1200m	0:11.80 [13] (0:11.80)	1.31L		0:35.02	+1
7	7	PARUES Fiona Sandkuhl	8	67.0 1000m	0:10.95 1000m	0:12.79 [2] (0:12.79)	1.77L		0:36.75	-4
8	4	HOTFOOT PERFORMER Georgina Cartwright	15	65.8 1000m	0:11.23 1200m	0:12.10 [11] (0:12.10)	2.12L		0:35.53	+2
9	10	AERIAL ARSENAL Cejay Graham	7	65.6 1200m	0:11.06 1000m	0:12.60 [8] (0:12.60)	2.37L		0:36.19	-4
10	6	HAYAKU Justin Huxtable	2	67.5 1000m	0:10.81 1000m	0:12.61 [10] (0:12.61)	2.78L		0:36.00	-4

Scratched: Bambalam (#22), West Cork (#2), Elle Magic (#23), Where's Tekay Now (#21), Nails And Pride (#8), December Diamond (#11), Gulf Of Sidra (#24), Hard To Dismiss (#14), Planned Encounter (#20),

[] Ranking at each section and finish
 -:-:- No data available at this section
 NA No data available

SCN Saddle cloth number
 DNF Did not finish
 DNT Did not track



Ipswich QLD Professional

Race 7: TOTAL CLUB MANAGMENT 0 - 58 Handicap - 1350m

18 October 2024 - 17:11



Track Rating: Good 4, Weather: Fine, Rail Position: +3m Entire

Section				200m				Last 600m	
Field Times				0:12.55 (0:12.55)				0:36.45	
Rank	TAB	Horse/Jockey	Barrier	Top Speed [km/h]	Fastest Section	Margin			Distance Travelled [m]
11	13	TAKARA STAR Olivia Kendal	13	66.3 1200m	0:10.98 1200m	0:12.85 [5] (0:12.85)	3.24L		0:36.62 -2
12	3	DASH DASH DASH Justin Stanley	14	66.8 1200m	0:10.94 1200m	0:12.91 [7] (0:12.91)	3.82L		0:36.82 +1
13	17	ON THE TIGHTROPE Ryan Wiggins	12	66.7 1200m	0:10.99 1200m	0:12.67 [12] (0:12.67)	6.08L		0:36.73 +1
14	18	CLASSIQUE GAL Angela Jones	10	65.4 1200m	0:11.26 1000m	0:12.16 [14] (0:12.16)	7.32L		0:36.15 -2

Scratched: Bambalam (#22), West Cork (#2), Elle Magic (#23), Where's Tekay Now (#21), Nails And Pride (#8), December Diamond (#11), Gulf Of Sidra (#24), Hard To Dismiss (#14), Planned Encounter (#20),



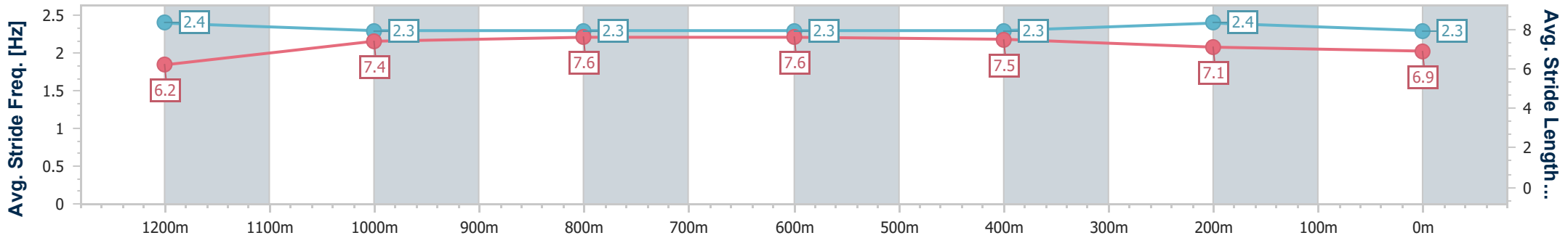
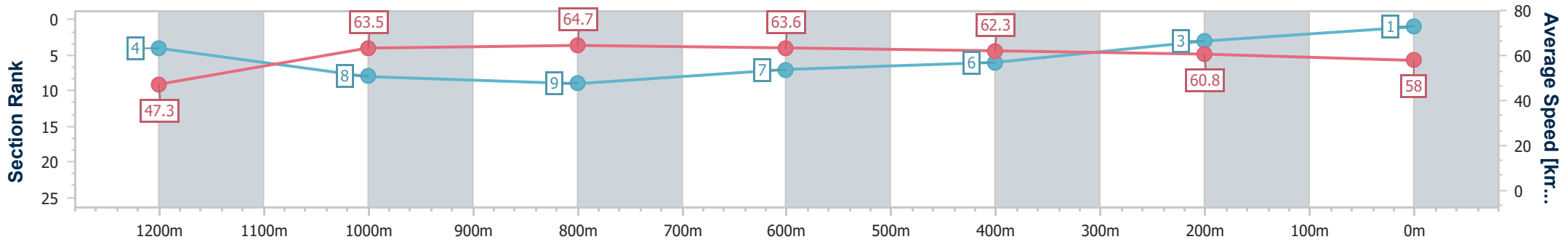
Horse/Jockey Name	Lavoni
Final Rank	1
Fastest Section Time (Section)	0:11.13 (1000m)
Top Speed [km/h] (Section)	65.9 (1200m)
Race State	Finished



Ipswich QLD Professional
 Race 7: TOTAL CLUB MANAGMENT 0 - 58 Handicap - 1350m
 18 October 2024 - 17:11
 Track Rating: Good 4, Weather: Fine, Rail Position: +3m Entire



Section	Overall	1200m	1000m	800m	600m	400m	200m
Section Times	1:21.06 [1] (0:11.45)	1:09.61 [4] (0:11.36)	0:58.25 [8] (0:11.13)	0:47.12 [9] (0:11.32)	0:35.80 [7] (0:11.51)	0:24.29 [6] (0:11.85)	0:12.44 [3] (0:12.44)
Average Speed [km/h]	47.3	63.5	64.7	63.6	62.3	60.8	58.0
Top Speed [km/h]	65.5	65.9	65.7	64.9	63.1	62.3	59.8
Avg. Dist. to Rail [m]	4.7	1.8	1.4	0.7	1.0	1.9	3.8
Avg. Stride Freq. [Hz]	2.4	2.3	2.3	2.3	2.3	2.4	2.3
Avg. Stride Length [m]	6.2	7.4	7.6	7.6	7.5	7.1	6.9



- [] Ranking at each section and finish
- .-.- No data available at this section
- NA No data available



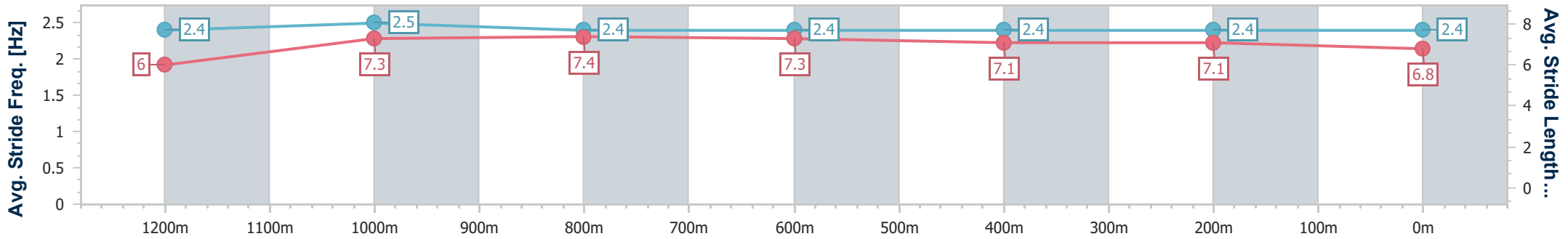
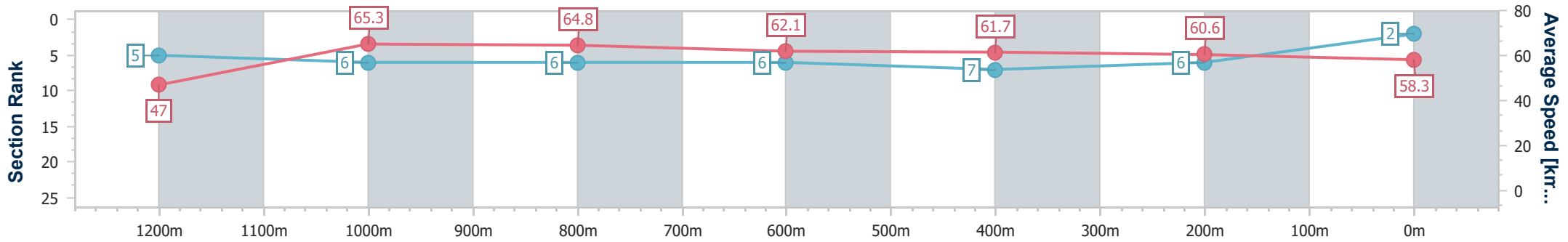
Horse/Jockey Name	Recanati
Final Rank	2
Fastest Section Time (Section)	0:11.03 (1200m)
Top Speed [km/h] (Section)	66.1 (1200m)
Race State	Finished



Ipswich QLD Professional
 Race 7: TOTAL CLUB MANAGMENT 0 - 58 Handicap - 1350m
 18 October 2024 - 17:11
 Track Rating: Good 4, Weather: Fine, Rail Position: +3m Entire



Section	Overall	1200m	1000m	800m	600m	400m	200m
Section Times	1:21.12 [2] (0:11.46)	1:09.66 [5] (0:11.03)	0:58.63 [6] (0:11.13)	0:47.50 [6] (0:11.60)	0:35.90 [6] (0:11.61)	0:24.29 [7] (0:11.96)	0:12.33 [6] (0:12.33)
Average Speed [km/h]	47.0	65.3	64.8	62.1	61.7	60.6	58.3
Top Speed [km/h]	65.1	66.1	65.3	63.0	62.4	61.3	60.6
Avg. Dist. to Rail [m]	1.5	0.6	0.3	0.4	0.4	2.0	4.8
Avg. Stride Freq. [Hz]	2.4	2.5	2.4	2.4	2.4	2.4	2.4
Avg. Stride Length [m]	6.0	7.3	7.4	7.3	7.1	7.1	6.8



- [] Ranking at each section and finish
- .-.- No data available at this section
- NA No data available



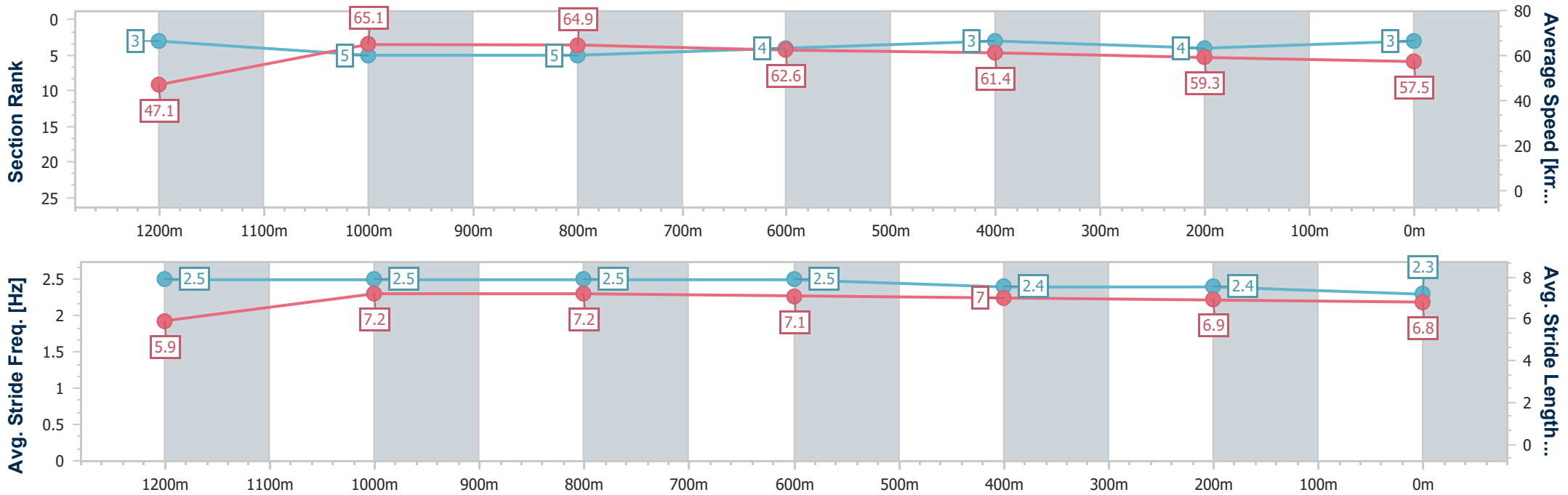
Horse/Jockey Name	Little Spark
Final Rank	3
Fastest Section Time (Section)	0:11.04 (1200m)
Top Speed [km/h] (Section)	66.1 (1000m)
Race State	Finished



Ipswich QLD Professional
 Race 7: TOTAL CLUB MANAGMENT 0 - 58 Handicap - 1350m
 18 October 2024 - 17:11
 Track Rating: Good 4, Weather: Fine, Rail Position: +3m Entire



Section	Overall	1200m	1000m	800m	600m	400m	200m
Section Times	1:21.24 [3] (0:11.44)	1:09.80 [3] (0:11.04)	0:58.76 [5] (0:11.07)	0:47.69 [5] (0:11.43)	0:36.26 [4] (0:11.64)	0:24.62 [3] (0:12.06)	0:12.56 [4]
Average Speed [km/h]	47.1	65.1	64.9	62.6	61.4	59.3	57.5
Top Speed [km/h]	65.2	65.9	66.1	63.7	63.1	60.6	59.2
Avg. Dist. to Rail [m]	1.5	2.4	1.4	1.5	1.6	1.3	2.0
Avg. Stride Freq. [Hz]	2.5	2.5	2.5	2.5	2.4	2.4	2.3
Avg. Stride Length [m]	5.9	7.2	7.2	7.1	7.0	6.9	6.8



- [] Ranking at each section and finish
- .-.-.- No data available at this section
- NA No data available



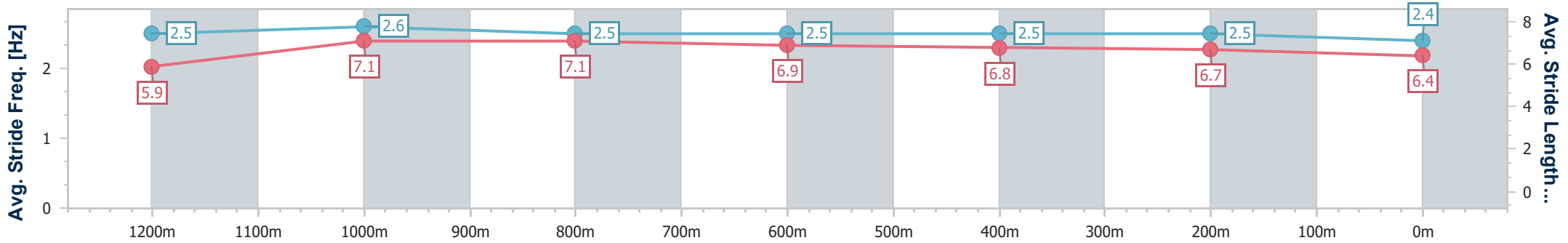
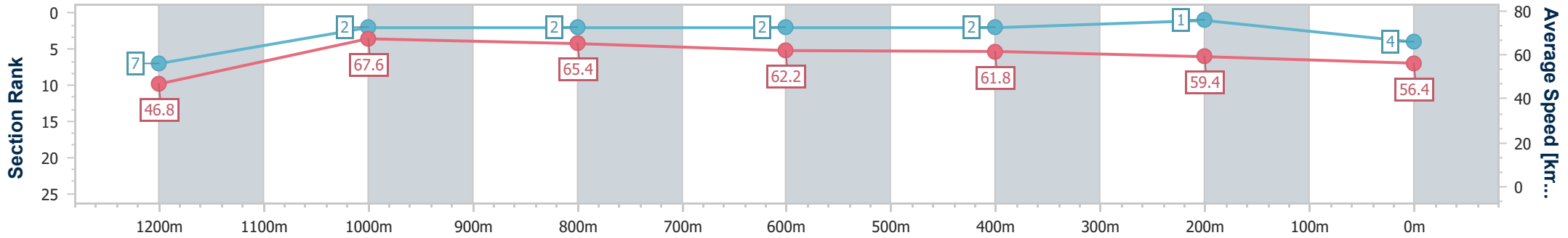
Horse/Jockey Name	Little Charmer
Final Rank	4
Fastest Section Time (Section)	0:10.68 (1200m)
Top Speed [km/h] (Section)	68.4 (1200m)
Race State	Finished



Ipswich QLD Professional
 Race 7: TOTAL CLUB MANAGMENT 0 - 58 Handicap - 1350m
 18 October 2024 - 17:11
 Track Rating: Good 4, Weather: Fine, Rail Position: +3m Entire



Section	Overall	1200m	1000m	800m	600m	400m	200m
Section Times	1:21.28 [4] (0:11.55)	1:09.73 [7] (0:10.68)	0:59.05 [2] (0:11.03)	0:48.02 [2] (0:11.52)	0:36.50 [2] (0:11.63)	0:24.87 [2] (0:12.10)	0:12.77 [1] (0:12.77)
Average Speed [km/h]	46.8	67.6	65.4	62.2	61.8	59.4	56.4
Top Speed [km/h]	64.8	68.4	68.2	63.0	62.6	60.8	58.2
Avg. Dist. to Rail [m]	6.5	1.9	0.4	0.2	0.7	0.6	0.7
Avg. Stride Freq. [Hz]	2.5	2.6	2.5	2.5	2.5	2.5	2.4
Avg. Stride Length [m]	5.9	7.1	7.1	6.9	6.8	6.7	6.4



- [] Ranking at each section and finish
- .-.- No data available at this section
- NA No data available



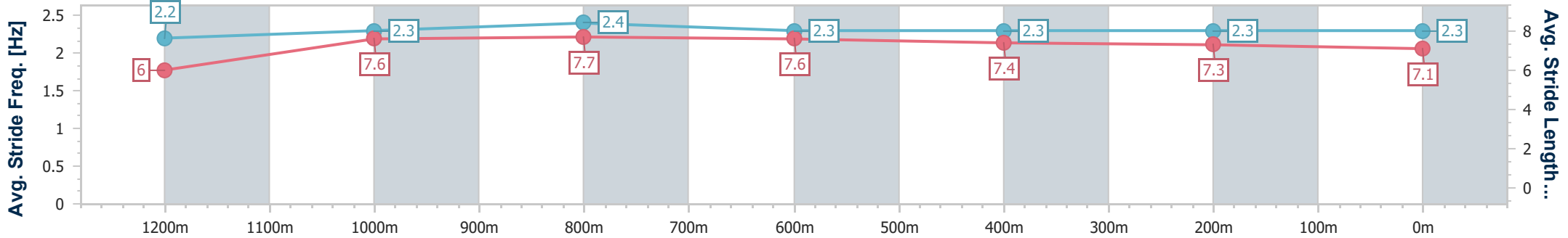
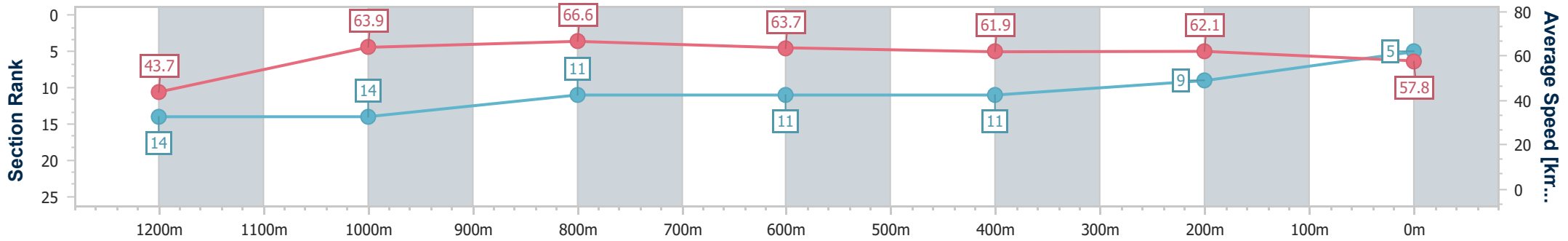
Horse/Jockey Name	Red Star Rubi
Final Rank	5
Fastest Section Time (Section)	0:10.76 (1000m)
Top Speed [km/h] (Section)	67.4 (1000m)
Race State	Finished



Ipswich QLD Professional
 Race 7: TOTAL CLUB MANAGMENT 0 - 58 Handicap - 1350m
 18 October 2024 - 17:11
 Track Rating: Good 4, Weather: Fine, Rail Position: +3m Entire



Section	Overall	1200m	1000m	800m	600m	400m	200m
Section Times	1:21.28 [5] (0:12.40)	1:08.88 [14] (0:11.26)	0:57.62 [14] (0:10.76)	0:46.86 [11] (0:11.24)	0:35.62 [11] (0:11.56)	0:24.06 [11] (0:11.66)	0:12.40 [9] (0:12.40)
Average Speed [km/h]	43.7	63.9	66.6	63.7	61.9	62.1	57.8
Top Speed [km/h]	60.8	67.1	67.4	65.3	62.7	62.7	60.8
Avg. Dist. to Rail [m]	1.5	0.9	1.1	1.5	0.9	1.1	2.0
Avg. Stride Freq. [Hz]	2.2	2.3	2.4	2.3	2.3	2.3	2.3
Avg. Stride Length [m]	6.0	7.6	7.7	7.6	7.4	7.3	7.1



- [] Ranking at each section and finish
- .-.- No data available at this section
- NA No data available



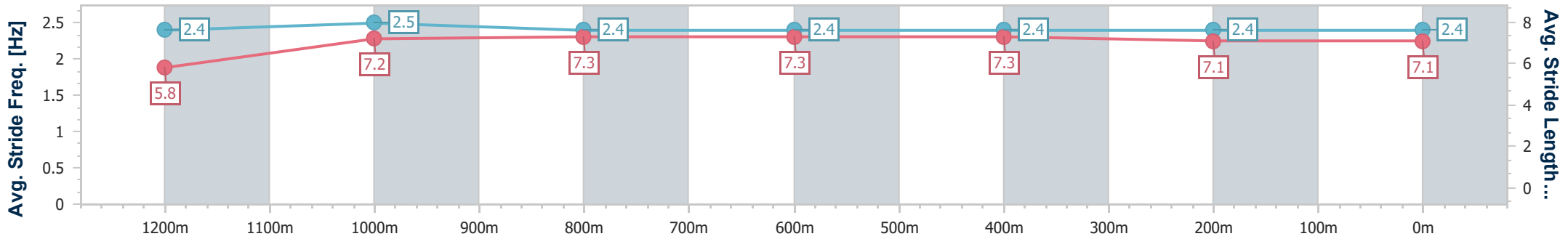
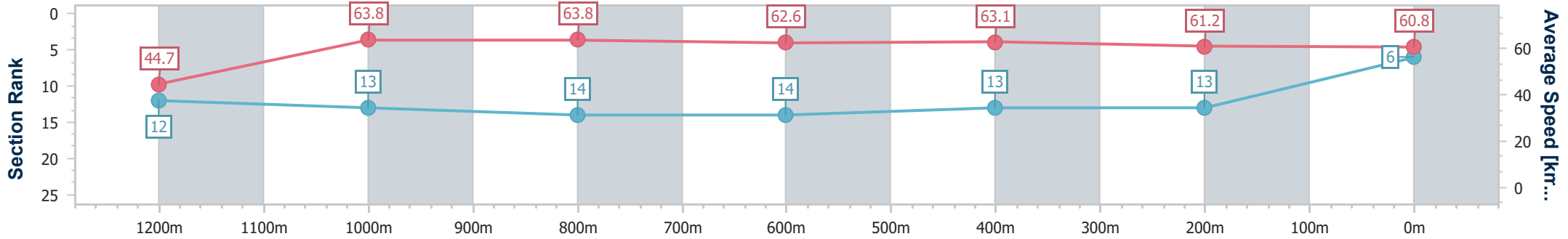
Horse/Jockey Name	Del Campo
Final Rank	6
Fastest Section Time (Section)	0:11.29 (1200m)
Top Speed [km/h] (Section)	65.1 (1000m)
Race State	Finished



Ipswich QLD Professional
 Race 7: TOTAL CLUB MANAGMENT 0 - 58 Handicap - 1350m
 18 October 2024 - 17:11
 Track Rating: Good 4, Weather: Fine, Rail Position: +3m Entire



Section	Overall	1200m	1000m	800m	600m	400m	200m
Section Times	1:21.28 [6] (0:12.13)	1:09.15 [12] (0:11.29)	0:57.86 [13] (0:11.33)	0:46.53 [14] (0:11.51)	0:35.02 [14] (0:11.39)	0:23.63 [13] (0:11.83)	0:11.80 [13] (0:11.80)
Average Speed [km/h]	44.7	63.8	63.8	62.6	63.1	61.2	60.8
Top Speed [km/h]	61.0	64.9	65.1	63.6	64.1	62.1	62.1
Avg. Dist. to Rail [m]	2.7	1.6	1.4	0.6	0.2	2.5	6.8
Avg. Stride Freq. [Hz]	2.4	2.5	2.4	2.4	2.4	2.4	2.4
Avg. Stride Length [m]	5.8	7.2	7.3	7.3	7.3	7.1	7.1



- [] Ranking at each section and finish
- .-.- No data available at this section
- NA No data available



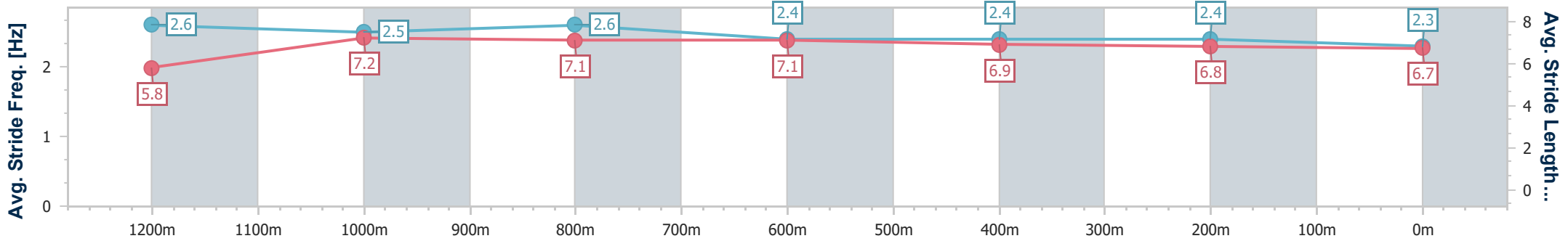
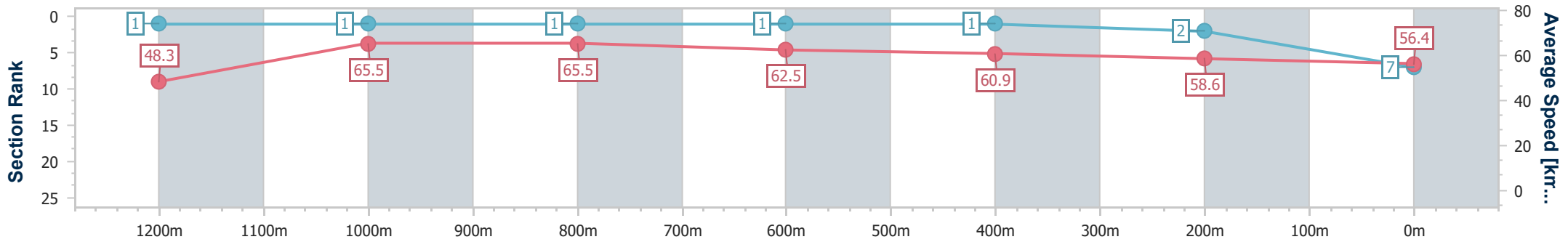
Horse/Jockey Name	Parues
Final Rank	7
Fastest Section Time (Section)	0:10.95 (1000m)
Top Speed [km/h] (Section)	67.0 (1000m)
Race State	Finished



Ipswich QLD Professional
 Race 7: TOTAL CLUB MANAGMENT 0 - 58 Handicap - 1350m
 18 October 2024 - 17:11
 Track Rating: Good 4, Weather: Fine, Rail Position: +3m Entire



Section	Overall	1200m	1000m	800m	600m	400m	200m
Section Times	1:21.36 [7] (0:11.16)	1:10.20 [1] (0:11.03)	0:59.17 [1] (0:10.95)	0:48.22 [1] (0:11.47)	0:36.75 [1] (0:11.75)	0:25.00 [1] (0:12.21)	0:12.79 [2] (0:12.79)
Average Speed [km/h]	48.3	65.5	65.5	62.5	60.9	58.6	56.4
Top Speed [km/h]	65.6	66.2	67.0	63.6	61.7	59.8	58.6
Avg. Dist. to Rail [m]	3.8	0.3	0.7	1.4	1.1	1.1	0.6
Avg. Stride Freq. [Hz]	2.6	2.5	2.6	2.4	2.4	2.4	2.3
Avg. Stride Length [m]	5.8	7.2	7.1	7.1	6.9	6.8	6.7



- [] Ranking at each section and finish
- .-.- No data available at this section
- NA No data available



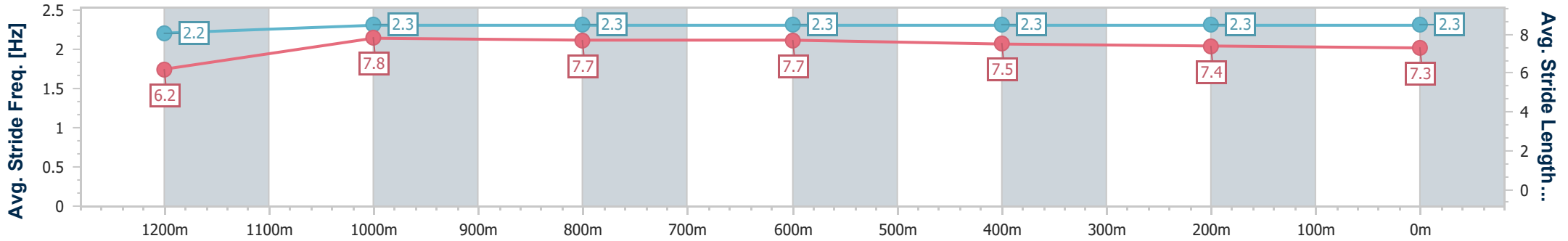
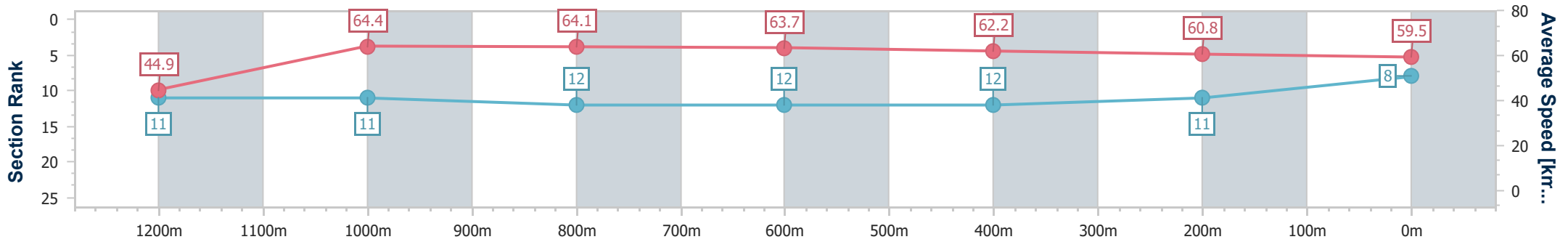
Horse/Jockey Name	Hotfoot Performer
Final Rank	8
Fastest Section Time (Section)	0:11.23 (1200m)
Top Speed [km/h] (Section)	65.8 (1000m)
Race State	Finished



Ipswich QLD Professional
 Race 7: TOTAL CLUB MANAGMENT 0 - 58 Handicap - 1350m
 18 October 2024 - 17:11
 Track Rating: Good 4, Weather: Fine, Rail Position: +3m Entire



Section	Overall	1200m	1000m	800m	600m	400m	200m
Section Times	1:21.42 [8] (0:12.08)	1:09.34 [11] (0:11.23)	0:58.11 [11] (0:11.25)	0:46.86 [12] (0:11.33)	0:35.53 [12] (0:11.57)	0:23.96 [12] (0:11.86)	0:12.10 [11] (0:12.10)
Average Speed [km/h]	44.9	64.4	64.1	63.7	62.2	60.8	59.5
Top Speed [km/h]	61.5	65.6	65.8	64.5	63.0	61.7	60.8
Avg. Dist. to Rail [m]	9.7	3.1	2.0	0.6	0.3	1.1	5.1
Avg. Stride Freq. [Hz]	2.2	2.3	2.3	2.3	2.3	2.3	2.3
Avg. Stride Length [m]	6.2	7.8	7.7	7.7	7.5	7.4	7.3



- [] Ranking at each section and finish
- .-.- No data available at this section
- NA No data available



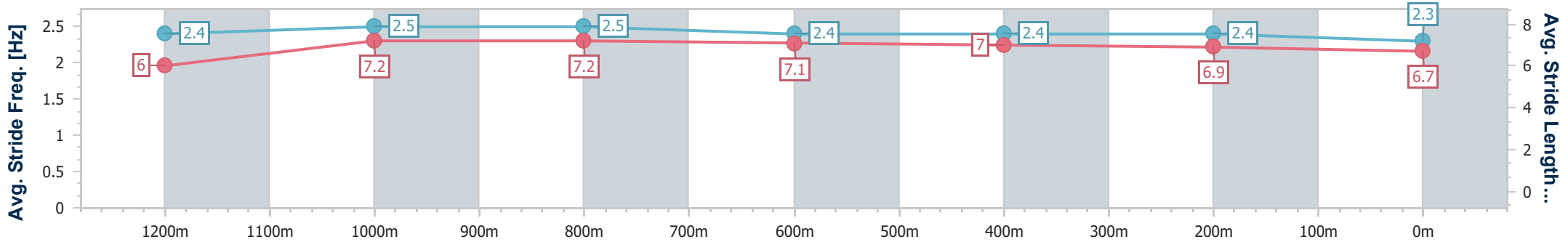
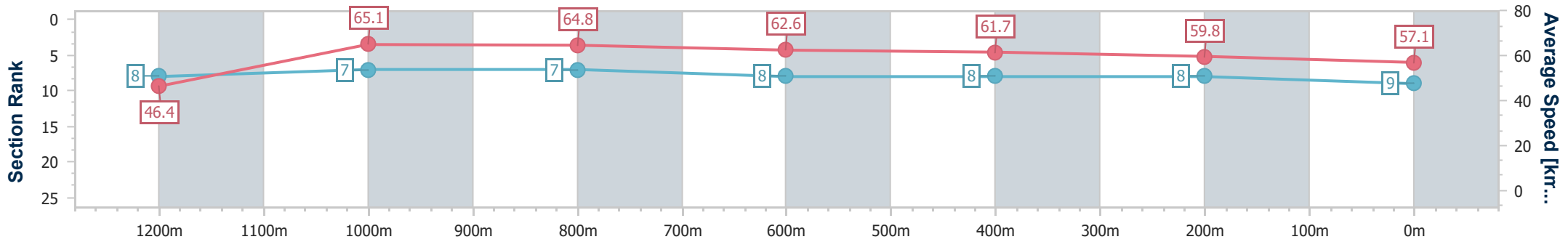
Horse/Jockey Name	Aerial Arsenal
Final Rank	9
Fastest Section Time (Section)	0:11.06 (1000m)
Top Speed [km/h] (Section)	65.6 (1200m)
Race State	Finished



Ipswich QLD Professional
 Race 7: TOTAL CLUB MANAGMENT 0 - 58 Handicap - 1350m
 18 October 2024 - 17:11
 Track Rating: Good 4, Weather: Fine, Rail Position: +3m Entire



Section	Overall	1200m	1000m	800m	600m	400m	200m
Section Times	1:21.47 [9] (0:11.68)	1:09.79 [8] (0:11.07)	0:58.72 [7] (0:11.06)	0:47.66 [7] (0:11.47)	0:36.19 [8] (0:11.62)	0:24.57 [8] (0:11.97)	0:12.60 [8] (0:12.60)
Average Speed [km/h]	46.4	65.1	64.8	62.6	61.7	59.8	57.1
Top Speed [km/h]	64.9	65.6	65.4	64.7	63.7	60.6	60.9
Avg. Dist. to Rail [m]	3.6	0.3	0.5	1.2	1.0	0.9	1.0
Avg. Stride Freq. [Hz]	2.4	2.5	2.5	2.4	2.4	2.4	2.3
Avg. Stride Length [m]	6.0	7.2	7.2	7.1	7.0	6.9	6.7



- [] Ranking at each section and finish
- .-.- No data available at this section
- NA No data available



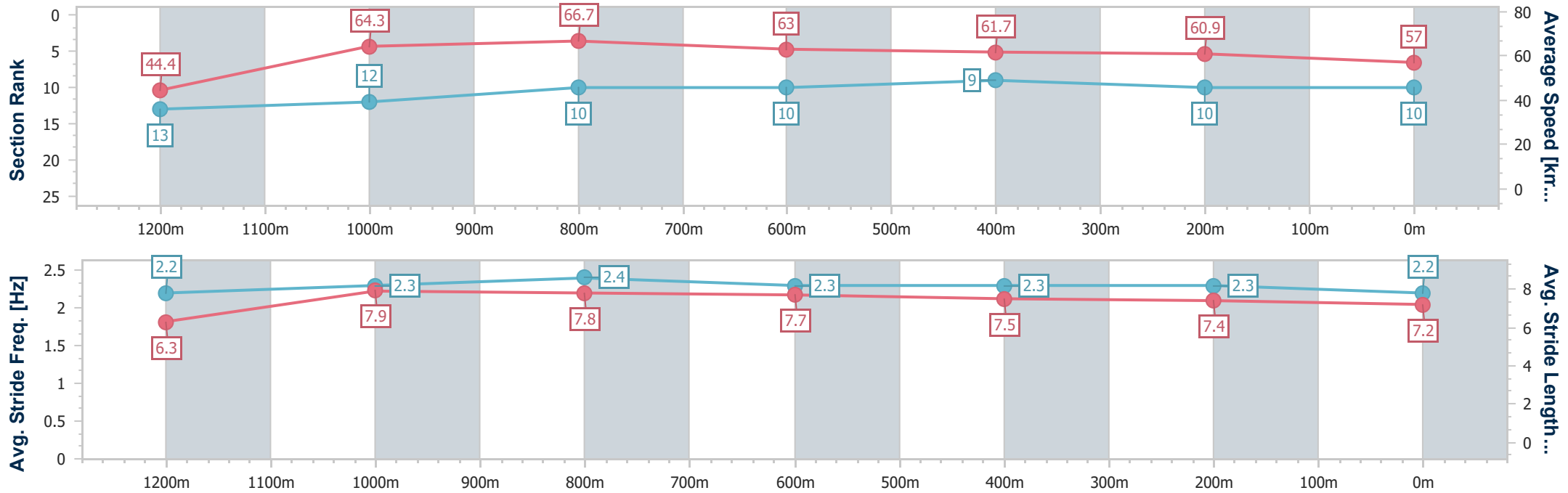
Horse/Jockey Name	Hayaku
Final Rank	10
Fastest Section Time (Section)	0:10.81 (1000m)
Top Speed [km/h] (Section)	67.5 (1000m)
Race State	Finished



Ipswich QLD Professional
 Race 7: TOTAL CLUB MANAGMENT 0 - 58 Handicap - 1350m
 18 October 2024 - 17:11
 Track Rating: Good 4, Weather: Fine, Rail Position: +3m Entire



Section	Overall	1200m	1000m	800m	600m	400m	200m
Section Times	1:21.53 [10] (0:12.16)	1:09.37 [13] (0:11.18)	0:58.19 [12] (0:10.81)	0:47.38 [10] (0:11.38)	0:36.00 [10] (0:11.57)	0:24.43 [9] (0:11.82)	0:12.61 [10] (0:12.61)
Average Speed [km/h]	44.4	64.3	66.7	63.0	61.7	60.9	57.0
Top Speed [km/h]	61.4	67.1	67.5	65.1	62.8	61.9	60.5
Avg. Dist. to Rail [m]	1.2	1.4	0.6	1.0	1.3	0.7	2.1
Avg. Stride Freq. [Hz]	2.2	2.3	2.4	2.3	2.3	2.3	2.2
Avg. Stride Length [m]	6.3	7.9	7.8	7.7	7.5	7.4	7.2



- [] Ranking at each section and finish
- .-.- No data available at this section
- NA No data available



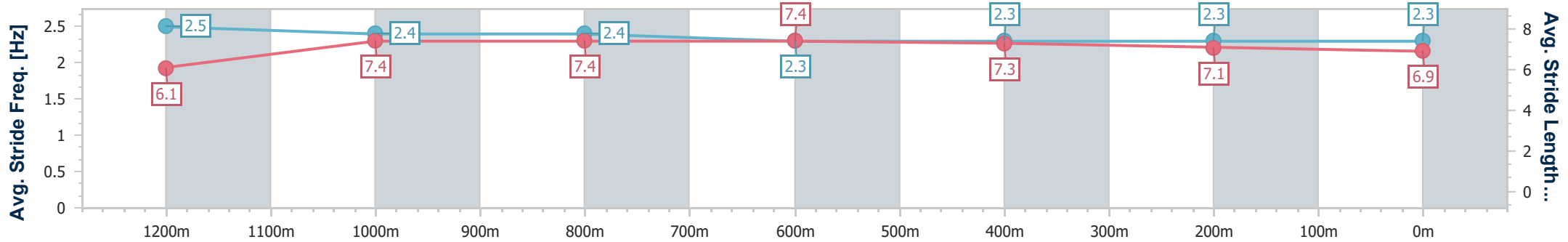
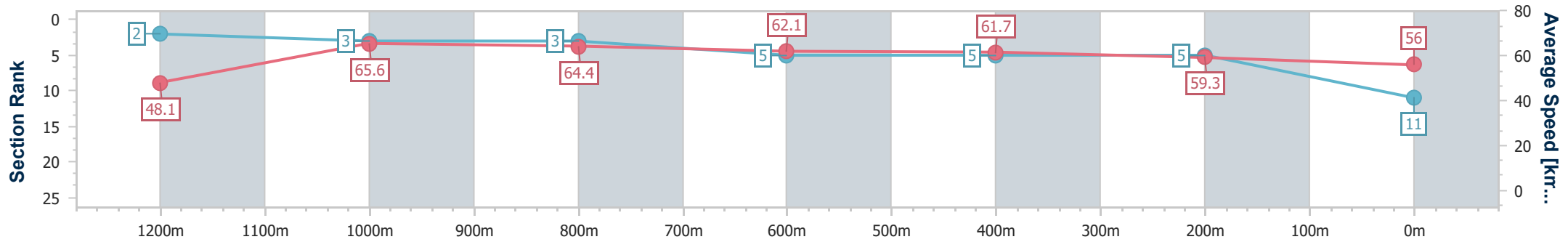
Horse/Jockey Name	Takara Star
Final Rank	11
Fastest Section Time (Section)	0:10.98 (1200m)
Top Speed [km/h] (Section)	66.3 (1200m)
Race State	Finished



Ipswich QLD Professional
 Race 7: TOTAL CLUB MANAGMENT 0 - 58 Handicap - 1350m
 18 October 2024 - 17:11
 Track Rating: Good 4, Weather: Fine, Rail Position: +3m Entire



Section	Overall	1200m	1000m	800m	600m	400m	200m
Section Times	1:21.61 [11] (0:11.28)	1:10.33 [2] (0:10.98)	0:59.35 [3] (0:11.16)	0:48.19 [3] (0:11.57)	0:36.62 [5] (0:11.66)	0:24.96 [5] (0:12.11)	0:12.85 [5] (0:12.85)
Average Speed [km/h]	48.1	65.6	64.4	62.1	61.7	59.3	56.0
Top Speed [km/h]	65.8	66.3	65.5	62.7	62.6	60.7	58.0
Avg. Dist. to Rail [m]	7.3	0.9	0.3	0.6	0.8	1.1	3.5
Avg. Stride Freq. [Hz]	2.5	2.4	2.4	2.3	2.3	2.3	2.3
Avg. Stride Length [m]	6.1	7.4	7.4	7.4	7.3	7.1	6.9



- [] Ranking at each section and finish
- .-.- No data available at this section
- NA No data available



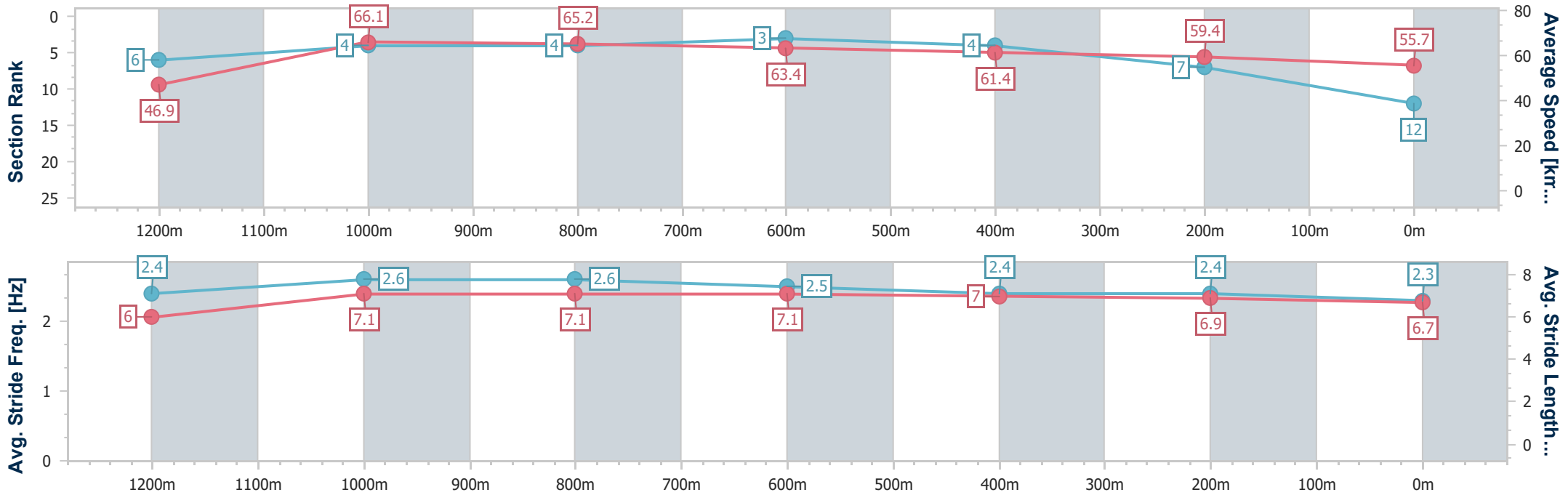
Horse/Jockey Name	Dash Dash Dash
Final Rank	12
Fastest Section Time (Section)	0:10.94 (1200m)
Top Speed [km/h] (Section)	66.8 (1200m)
Race State	Finished



Ipswich QLD Professional
 Race 7: TOTAL CLUB MANAGMENT 0 - 58 Handicap - 1350m
 18 October 2024 - 17:11
 Track Rating: Good 4, Weather: Fine, Rail Position: +3m Entire



Section	Overall	1200m	1000m	800m	600m	400m	200m
Section Times	1:21.71 [12] (0:11.50)	1:10.21 [6] (0:10.94)	0:59.27 [4] (0:11.06)	0:48.21 [4] (0:11.39)	0:36.82 [3] (0:11.76)	0:25.06 [4] (0:12.15)	0:12.91 [7] (0:12.91)
Average Speed [km/h]	46.9	66.1	65.2	63.4	61.4	59.4	55.7
Top Speed [km/h]	64.2	66.8	66.5	64.2	62.7	61.1	57.9
Avg. Dist. to Rail [m]	9.4	4.0	1.7	0.7	0.3	1.7	4.9
Avg. Stride Freq. [Hz]	2.4	2.6	2.6	2.5	2.4	2.4	2.3
Avg. Stride Length [m]	6.0	7.1	7.1	7.1	7.0	6.9	6.7



- [] Ranking at each section and finish
- .-.- No data available at this section
- NA No data available



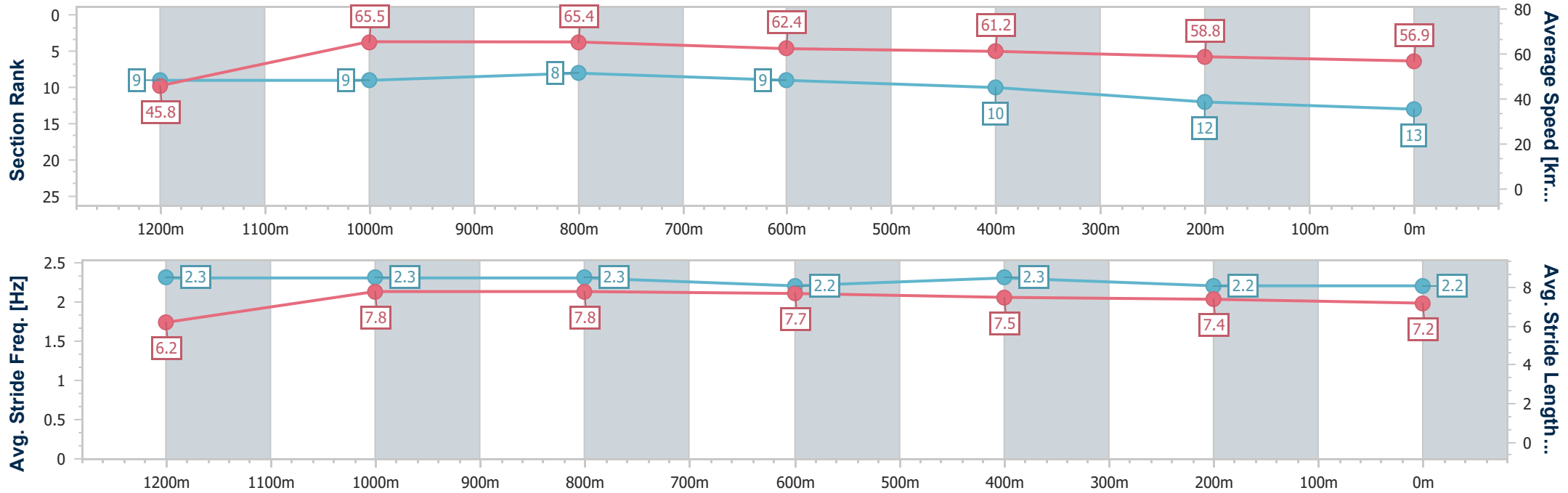
Horse/Jockey Name	On The Tightrope
Final Rank	13
Fastest Section Time (Section)	0:10.99 (1200m)
Top Speed [km/h] (Section)	66.7 (1200m)
Race State	Finished



Ipswich QLD Professional
 Race 7: TOTAL CLUB MANAGMENT 0 - 58 Handicap - 1350m
 18 October 2024 - 17:11
 Track Rating: Good 4, Weather: Fine, Rail Position: +3m Entire



Section	Overall	1200m	1000m	800m	600m	400m	200m
Section Times	1:22.10 [13] (0:11.84)	1:10.26 [9] (0:10.99)	0:59.27 [9] (0:11.02)	0:48.25 [8] (0:11.52)	0:36.73 [9] (0:11.77)	0:24.96 [10] (0:12.29)	0:12.67 [12] (0:12.67)
Average Speed [km/h]	45.8	65.5	65.4	62.4	61.2	58.8	56.9
Top Speed [km/h]	66.2	66.7	65.9	63.7	62.6	60.0	59.9
Avg. Dist. to Rail [m]	7.5	0.7	0.3	0.3	0.3	2.7	5.5
Avg. Stride Freq. [Hz]	2.3	2.3	2.3	2.2	2.3	2.2	2.2
Avg. Stride Length [m]	6.2	7.8	7.8	7.7	7.5	7.4	7.2



- [] Ranking at each section and finish
- .-.- No data available at this section
- NA No data available



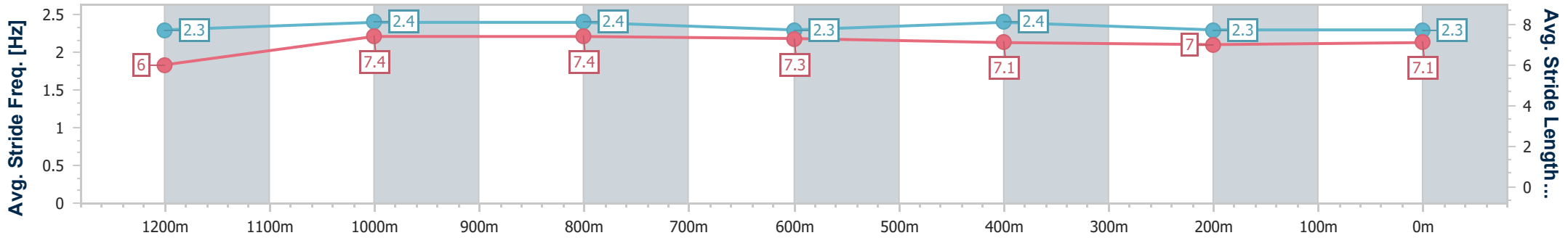
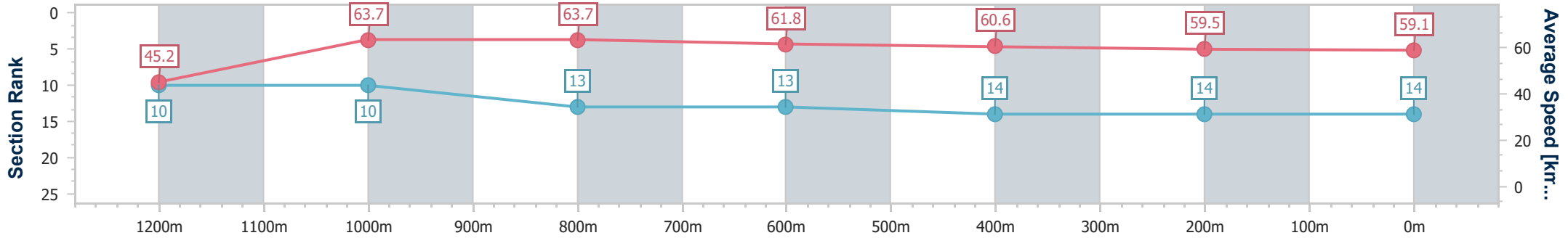
Horse/Jockey Name	Classique Gal
Final Rank	14
Fastest Section Time (Section)	0:11.26 (1000m)
Top Speed [km/h] (Section)	65.4 (1200m)
Race State	Finished



Ipswich QLD Professional
 Race 7: TOTAL CLUB MANAGMENT 0 - 58 Handicap - 1350m
 18 October 2024 - 17:11
 Track Rating: Good 4, Weather: Fine, Rail Position: +3m Entire



Section	Overall	1200m	1000m	800m	600m	400m	200m
Section Times	1:22.31 [14] (0:11.99)	1:10.32 [10] (0:11.32)	0:59.00 [10] (0:11.26)	0:47.74 [13] (0:11.59)	0:36.15 [13] (0:11.85)	0:24.30 [14] (0:12.14)	0:12.16 [14] (0:12.16)
Average Speed [km/h]	45.2	63.7	63.7	61.8	60.6	59.5	59.1
Top Speed [km/h]	60.8	65.4	65.3	63.4	62.1	61.0	61.5
Avg. Dist. to Rail [m]	5.0	0.6	0.3	0.9	1.1	1.0	2.1
Avg. Stride Freq. [Hz]	2.3	2.4	2.4	2.3	2.4	2.3	2.3
Avg. Stride Length [m]	6.0	7.4	7.4	7.3	7.1	7.0	7.1



- [] Ranking at each section and finish
- .-.- No data available at this section
- NA No data available