



Mackay QLD Professional

Race 8: Racing Again Tues 5th Nov QTIS BM65 Handicap - 1800m

17 October 2024 - 17:26



MACKAY TURF CLUB
Ooralea Racecourse

Track Rating: Good 4, Weather: Fine, Rail Position: True

Section		Overall	1600m	1400m	1200m	1000m	800m	600m	Last 600m					
Field Times		1:49.48 (0:13.43)	1:36.05 (0:11.41)	1:24.64 (0:11.85)	1:12.79 (0:11.87)	1:00.92 (0:11.88)	0:49.04 (0:11.92)	0:37.12 (0:12.13)	0:37.12					
Rank	TAB Horse/Jockey	Barrier	Top Speed [km/h]	Fastest Section										Distance Travelled [m]
1	12 STREET GLORY Olivia Kendal	3	65.4 1600m	0:11.40 1600m	1:49.48 [1] (0:13.44)	1:36.04 [3] (0:11.40)	1:24.64 [1] (0:11.85)	1:12.79 [1] (0:11.87)	1:00.92 [1] (0:11.88)	0:49.04 [1] (0:11.92)	0:37.12 [1] (0:12.13)	0:37.12		
2	10 EL OF A SENORITA Ryan Wiggins	6	65.2 1600m	0:11.70 1600m	1:49.93 [2] (0:13.43)	1:36.50 [1] (0:11.70)	1:24.80 [3] (0:11.97)	1:12.83 [3] (0:11.87)	1:00.96 [3] (0:11.93)	0:49.03 [3] (0:11.76)	0:37.27 [3] (0:12.15)	0:37.27	-2	
3	13 VIVACIOUS AWARD Nathan Thomas	2	62.3 Overall	0:11.77 1600m	1:49.95 [3] (0:13.88)	1:36.07 [11] (0:11.77)	1:24.30 [9] (0:11.93)	1:12.37 [9] (0:11.94)	1:00.43 [9] (0:11.97)	0:48.46 [9] (0:11.85)	0:36.61 [8] (0:12.15)	0:36.61	-1	
4	1 VALLEY OF DREAMS Leah Martyn	8	64.9 1600m	0:11.66 1600m	1:50.08 [4] (0:13.72)	1:36.36 [6] (0:11.66)	1:24.70 [5] (0:11.94)	1:12.76 [6] (0:12.00)	1:00.76 [7] (0:12.02)	0:48.74 [7] (0:11.86)	0:36.88 [7] (0:12.09)	0:36.88	+13	
5	7 DEEL WITH ME Georgina Cartwright	7	62.6 1200m	0:11.92 1200m	1:50.32 [5] (0:13.81)	1:36.51 [9] (0:12.07)	1:24.44 [11] (0:12.04)	1:12.40 [12] (0:11.92)	1:00.48 [12] (0:12.03)	0:48.45 [12] (0:11.96)	0:36.49 [13] (0:11.95)	0:36.49	+6	
6	2 TAVISTEEL Justin Huxtable	11	64.9 Overall	0:11.76 1600m	1:50.33 [6] (0:13.44)	1:36.89 [2] (0:11.76)	1:25.13 [4] (0:11.91)	1:13.22 [4] (0:11.92)	1:01.30 [4] (0:12.03)	0:49.27 [4] (0:11.81)	0:37.46 [4] (0:12.04)	0:37.46	+7	
7	8 KELLERS SHELTER Justin Stanley	13	63.3 800m	0:11.71 800m	1:50.35 [7] (0:14.05)	1:36.30 [12] (0:12.13)	1:24.17 [13] (0:11.98)	1:12.19 [13] (0:11.95)	1:00.24 [13] (0:11.96)	0:48.28 [13] (0:11.71)	0:36.57 [12] (0:11.78)	0:36.57	+6	
8	4 MURRAJONG ROAD Chris Whiteley	9	63.5 600m	0:11.78 1400m	1:50.37 [8] (0:14.14)	1:36.23 [13] (0:11.92)	1:24.31 [12] (0:11.78)	1:12.53 [11] (0:11.93)	1:00.60 [11] (0:12.03)	0:48.57 [11] (0:11.81)	0:36.76 [11] (0:11.87)	0:36.76	+7	
9	3 BLUE RAY Sean Cormack	10	64.4 1600m	0:11.74 1600m	1:50.56 [9] (0:13.81)	1:36.75 [10] (0:11.74)	1:25.01 [8] (0:11.96)	1:13.05 [8] (0:11.94)	1:01.11 [8] (0:12.00)	0:49.11 [8] (0:11.90)	0:37.21 [9] (0:11.92)	0:37.21	+14	
10	14 TORQUE ESPAGNA Chelsea Jokic	4	62.8 1600m	0:11.82 800m	1:50.66 [10] (0:13.73)	1:36.93 [7] (0:11.93)	1:25.00 [10] (0:11.97)	1:13.03 [10] (0:11.97)	1:01.06 [10] (0:12.01)	0:49.05 [10] (0:11.82)	0:37.23 [10] (0:12.11)	0:37.23	+4	

Scratched: Three Wise Men (#6)

[] Ranking at each section and finish
 -:-:- No data available at this section
 NA No data available

SCN Saddle cloth number
 DNF Did not finish
 DNT Did not track



Mackay QLD Professional

Race 8: Racing Again Tues 5th Nov QTIS BM65 Handicap - 1800m

17 October 2024 - 17:26



MACKAY TURF CLUB

Ooralea Racecourse

Track Rating: Good 4, Weather: Fine, Rail Position: True

Section	Overall	1600m	1400m	1200m	1000m	800m	600m	Last 600m						
Field Times	1:49.48 (0:13.43)	1:36.05 (0:11.41)	1:24.64 (0:11.85)	1:12.79 (0:11.87)	1:00.92 (0:11.88)	0:49.04 (0:11.92)	0:37.12 (0:12.13)	0:37.12						
Rank	TAB	Horse/Jockey	Barrier	Top Speed [km/h]	Fastest Section									
11	5	DIASONIC Adam Sewell	12	65.2	0:11.56	1:50.68 [11] (0:13.50)	1:37.18 [4] (0:11.56)	1:25.62 [2] (0:11.84)	1:13.78 [2] (0:11.83)	1:01.95 [2] (0:12.00)	0:49.95 [2] (0:11.92)	0:38.03 [2] (0:12.15)	0:38.03	+11
12	11	LEICA BITA FUN Amy Graham	5	64.9	0:11.74	1:50.97 [12] (0:13.66)	1:37.31 [5] (0:11.74)	1:25.57 [7] (0:11.85)	1:13.72 [5] (0:11.98)	1:01.74 [5] (0:12.02)	0:49.72 [6] (0:11.89)	0:37.83 [6] (0:12.18)	0:37.83	-1
13	9	BLUE SWIMMER Michael Murphy	1	64.1	0:11.62	1:51.60 [13] (0:13.77)	1:37.83 [8] (0:11.62)	1:26.21 [6] (0:11.94)	1:14.27 [7] (0:11.96)	1:02.31 [6] (0:11.95)	0:50.36 [5] (0:11.88)	0:38.48 [5] (0:12.21)	0:38.48	+0

Scratched: Three Wise Men (#6)

[] Ranking at each section and finish
 -:-:-:- No data available at this section
 NA No data available

SCN Saddle cloth number
 DNF Did not finish
 DNT Did not track



Mackay QLD Professional

Race 8: Racing Again Tues 5th Nov QTIS BM65 Handicap - 1800m

17 October 2024 - 17:26



MACKAY TURF CLUB
Ooralea Racecourse

Track Rating: Good 4, Weather: Fine, Rail Position: True

Section				400m	200m			Last 600m			
Field Times				0:24.99 (0:12.22)	0:12.77 (0:12.77)			0:37.12			
Rank	TAB	Horse/Jockey	Barrier	Top Speed [km/h]	Fastest Section	Margin				Distance Travelled [m]	
1	12	STREET GLORY Olivia Kendal	3	65.4 1600m	0:11.40 1600m	0:24.99 [1] (0:12.22)	0:12.77 [1] (0:12.77)	1:49.48		0:37.12	
2	10	EL OF A SENORITA Ryan Wiggins	6	65.2 1600m	0:11.70 1600m	0:25.12 [3] (0:12.17)	0:12.95 [2] (0:12.95)	2.63L		0:37.27	-2
3	13	VIVACIOUS AWARD Nathan Thomas	2	62.3 Overall	0:11.77 1600m	0:24.46 [10] (0:11.90)	0:12.56 [6] (0:12.56)	2.75L		0:36.61	-1
4	1	VALLEY OF DREAMS Leah Martyn	8	64.9 1600m	0:11.66 1600m	0:24.79 [6] (0:12.10)	0:12.69 [5] (0:12.69)	3.55L		0:36.88	+13
5	7	DEEL WITH ME Georgina Cartwright	7	62.6 1200m	0:11.92 1200m	0:24.54 [13] (0:11.98)	0:12.56 [12] (0:12.56)	4.92L		0:36.49	+6
6	2	TAVISTEEL Justin Huxtable	11	64.9 Overall	0:11.76 1600m	0:25.42 [4] (0:12.23)	0:13.19 [3] (0:13.19)	5.01L		0:37.46	+7
7	8	KELLERS SHELTER Justin Stanley	13	63.3 800m	0:11.71 800m	0:24.79 [12] (0:12.04)	0:12.75 [10] (0:12.75)	5.13L		0:36.57	+6
8	4	MURRAJONG ROAD Chris Whiteley	9	63.5 600m	0:11.78 1400m	0:24.89 [9] (0:12.01)	0:12.88 [8] (0:12.88)	5.24L		0:36.76	+7
9	3	BLUE RAY Sean Cormack	10	64.4 1600m	0:11.74 1600m	0:25.29 [5] (0:12.14)	0:13.15 [7] (0:13.15)	6.35L		0:37.21	+14
10	14	TORQUE ESPAGNA Chelsea Jokic	4	62.8 1600m	0:11.82 800m	0:25.12 [11] (0:12.14)	0:12.98 [11] (0:12.98)	6.93L		0:37.23	+4

Scratched: Three Wise Men (#6)

[] Ranking at each section and finish
 -:-:- No data available at this section
 NA No data available

SCN Saddle cloth number
 DNF Did not finish
 DNT Did not track



Mackay QLD Professional

Race 8: Racing Again Tues 5th Nov QTIS BM65 Handicap - 1800m

17 October 2024 - 17:26



MACKAY TURF CLUB
Ooralea Racecourse

Track Rating: Good 4, Weather: Fine, Rail Position: True

Section		400m	200m			Last 600m			
Field Times		0:24.99 (0:12.22)	0:12.77 (0:12.77)			0:37.12			
Rank	TAB Horse/Jockey	Barrier	Top Speed [km/h]	Fastest Section	Margin		Distance Travelled [m]		
11	5 DIASONIC Adam Sewell	12	65.2 Overall	0:11.56 1600m	0:25.88 [2] (0:12.47)	0:13.41 [4] (0:13.41)	7.07L	0:38.03	+11
12	11 LEICA BITA FUN Amy Graham	5	64.9 Overall	0:11.74 1600m	0:25.65 [7] (0:12.23)	0:13.42 [9] (0:13.42)	8.76L	0:37.83	-1
13	9 BLUE SWIMMER Michael Murphy	1	64.1 1600m	0:11.62 1600m	0:26.27 [8] (0:12.45)	0:13.82 [13] (0:13.82)	12.49L	0:38.48	+0

Scratched: Three Wise Men (#6)

[] Ranking at each section and finish
 -:-:-:- No data available at this section
 NA No data available

SCN Saddle cloth number
 DNF Did not finish
 DNT Did not track



Horse/Jockey Name	Street Glory
Final Rank	1
Fastest Section Time (Section)	0:11.40 (1600m)
Top Speed [km/h] (Section)	65.4 (1600m)
Race State	Finished



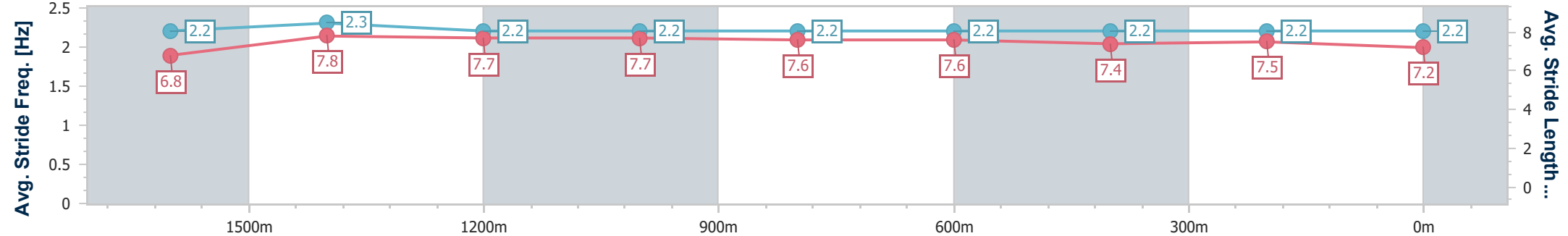
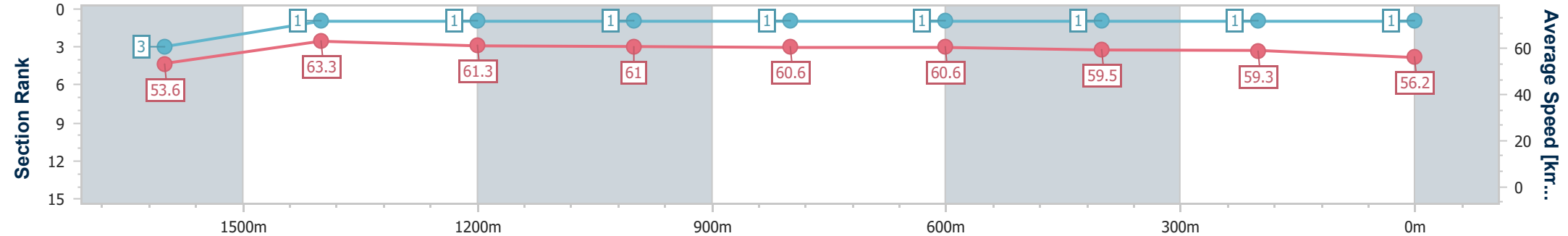
Mackay QLD Professional
Race 8: Racing Again Tues 5th Nov QTIS BM65 Handicap - 1800m



17 October 2024 - 17:26

Track Rating: Good 4, Weather: Fine, Rail Position: True

Section	Overall	1600m	1400m	1200m	1000m	800m	600m	400m	200m
Section Times	1:49.48 [1] (0:13.44)	1:36.04 [3] (0:11.40)	1:24.64 [1] (0:11.85)	1:12.79 [1] (0:11.87)	1:00.92 [1] (0:11.88)	0:49.04 [1] (0:11.92)	0:37.12 [1] (0:12.13)	0:24.99 [1] (0:12.22)	0:12.77 [1] (0:12.77)
Average Speed [km/h]	53.6	63.3	61.3	61.0	60.6	60.6	59.5	59.3	56.2
Top Speed [km/h]	65.0	65.4	62.3	62.4	61.4	61.2	60.8	59.7	58.6
Avg. Dist. to Rail [m]	3.1	0.7	1.6	1.8	1.1	0.9	0.6	1.7	1.0
Avg. Stride Freq. [Hz]	2.2	2.3	2.2	2.2	2.2	2.2	2.2	2.2	2.2
Avg. Stride Length [m]	6.8	7.8	7.7	7.7	7.6	7.6	7.4	7.5	7.2



- [] Ranking at each section and finish
- .-.- No data available at this section
- NA No data available



Horse/Jockey Name	EI Of A Seniorita
Final Rank	2
Fastest Section Time (Section)	0:11.70 (1600m)
Top Speed [km/h] (Section)	65.2 (1600m)
Race State	Finished



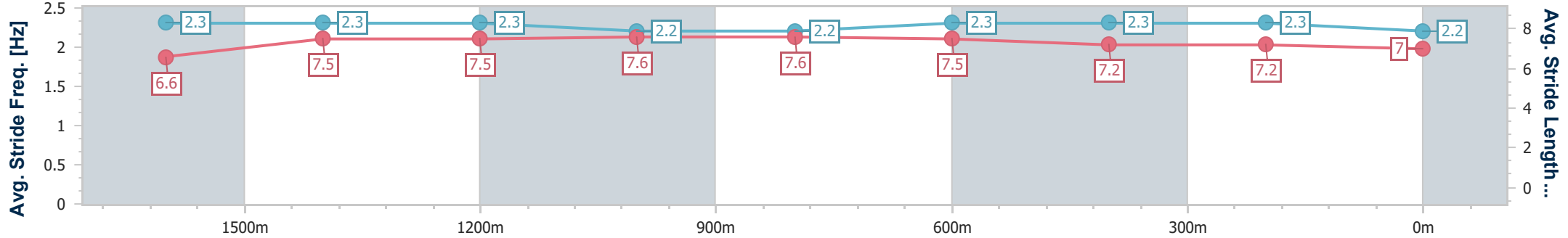
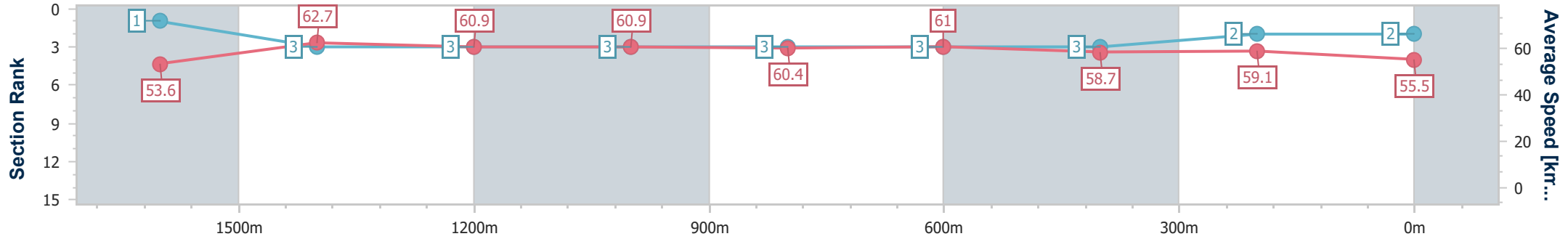
Mackay QLD Professional
Race 8: Racing Again Tues 5th Nov QTIS BM65 Handicap - 1800m



17 October 2024 - 17:26

Track Rating: Good 4, Weather: Fine, Rail Position: True

Section	Overall	1600m	1400m	1200m	1000m	800m	600m	400m	200m
Section Times	1:49.93 [2] (0:13.43)	1:36.50 [1] (0:11.70)	1:24.80 [3] (0:11.97)	1:12.83 [3] (0:11.87)	1:00.96 [3] (0:11.93)	0:49.03 [3] (0:11.76)	0:37.27 [3] (0:12.15)	0:25.12 [3] (0:12.17)	0:12.95 [2] (0:12.95)
Average Speed [km/h]	53.6	62.7	60.9	60.9	60.4	61.0	58.7	59.1	55.5
Top Speed [km/h]	65.1	65.2	62.1	61.3	61.3	61.9	59.5	59.5	57.8
Avg. Dist. to Rail [m]	5.5	2.5	2.5	1.4	0.3	0.7	1.1	0.8	1.7
Avg. Stride Freq. [Hz]	2.3	2.3	2.3	2.2	2.2	2.3	2.3	2.3	2.2
Avg. Stride Length [m]	6.6	7.5	7.5	7.6	7.6	7.5	7.2	7.2	7.0



- [] Ranking at each section and finish
- .-.- No data available at this section
- NA No data available



Horse/Jockey Name	Vivacious Award
Final Rank	3
Fastest Section Time (Section)	0:11.77 (1600m)
Top Speed [km/h] (Section)	62.3 (Overall)
Race State	Finished



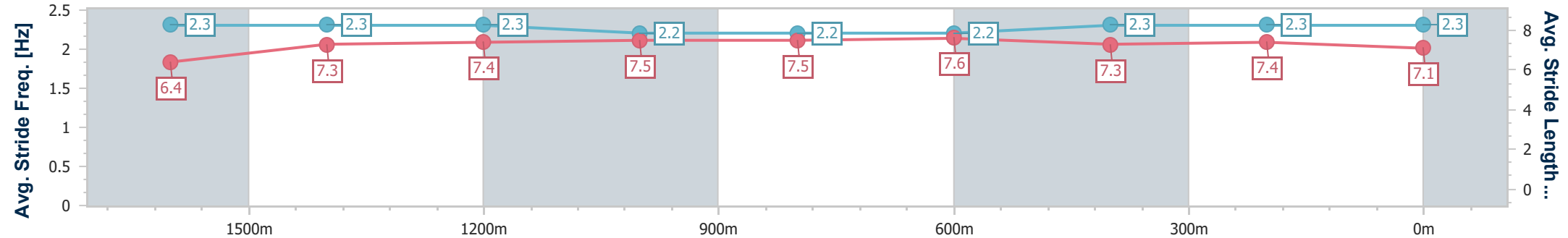
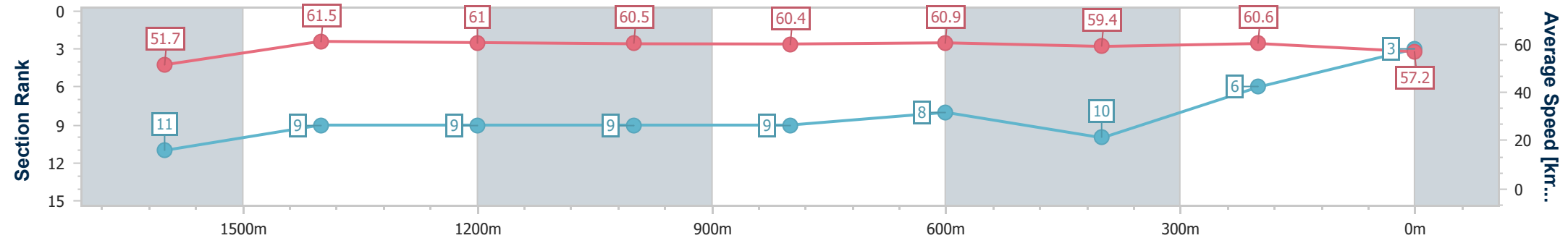
Mackay QLD Professional
Race 8: Racing Again Tues 5th Nov QTIS BM65 Handicap - 1800m



17 October 2024 - 17:26

Track Rating: Good 4, Weather: Fine, Rail Position: True

Section	Overall	1600m	1400m	1200m	1000m	800m	600m	400m	200m
Section Times	1:49.95 [3] (0:13.88)	1:36.07 [11] (0:11.77)	1:24.30 [9] (0:11.93)	1:12.37 [9] (0:11.94)	1:00.43 [9] (0:11.97)	0:48.46 [9] (0:11.85)	0:36.61 [8] (0:12.15)	0:24.46 [10] (0:11.90)	0:12.56 [6] (0:12.56)
Average Speed [km/h]	51.7	61.5	61.0	60.5	60.4	60.9	59.4	60.6	57.2
Top Speed [km/h]	62.3	62.0	61.3	60.7	60.9	62.0	59.8	61.8	59.6
Avg. Dist. to Rail [m]	2.8	1.3	1.6	1.3	1.4	0.9	0.5	3.0	4.1
Avg. Stride Freq. [Hz]	2.3	2.3	2.3	2.2	2.2	2.2	2.3	2.3	2.3
Avg. Stride Length [m]	6.4	7.3	7.4	7.5	7.5	7.6	7.3	7.4	7.1



- [] Ranking at each section and finish
- .-.- No data available at this section
- NA No data available



Horse/Jockey Name	Valley Of Dreams
Final Rank	4
Fastest Section Time (Section)	0:11.66 (1600m)
Top Speed [km/h] (Section)	64.9 (1600m)
Race State	Finished



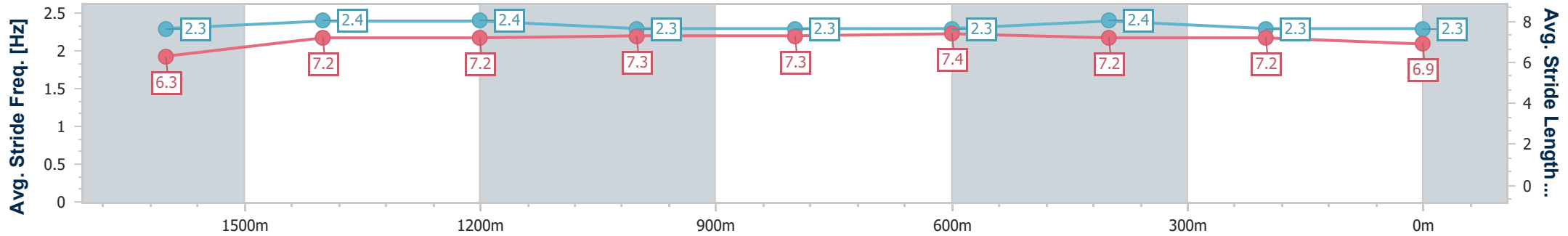
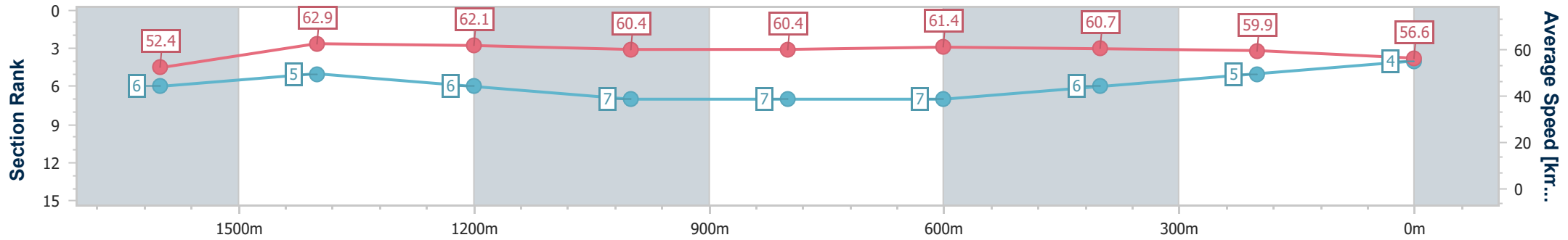
Mackay QLD Professional
Race 8: Racing Again Tues 5th Nov QTIS BM65 Handicap - 1800m



17 October 2024 - 17:26

Track Rating: Good 4, Weather: Fine, Rail Position: True

Section	Overall	1600m	1400m	1200m	1000m	800m	600m	400m	200m
Section Times	1:50.08 [4] (0:13.72)	1:36.36 [6] (0:11.66)	1:24.70 [5] (0:11.94)	1:12.76 [6] (0:12.00)	1:00.76 [7] (0:12.02)	0:48.74 [7] (0:11.86)	0:36.88 [7] (0:12.09)	0:24.79 [6] (0:12.10)	0:12.69 [5] (0:12.69)
Average Speed [km/h]	52.4	62.9	62.1	60.4	60.4	61.4	60.7	59.9	56.6
Top Speed [km/h]	63.7	64.9	63.4	61.3	61.3	62.1	61.4	60.8	58.6
Avg. Dist. to Rail [m]	6.9	3.1	4.2	3.7	3.2	2.9	2.4	4.3	6.2
Avg. Stride Freq. [Hz]	2.3	2.4	2.4	2.3	2.3	2.3	2.4	2.3	2.3
Avg. Stride Length [m]	6.3	7.2	7.2	7.3	7.3	7.4	7.2	7.2	6.9



- [] Ranking at each section and finish
- .-.- No data available at this section
- NA No data available



Horse/Jockey Name	Deel With Me
Final Rank	5
Fastest Section Time (Section)	0:11.92 (1200m)
Top Speed [km/h] (Section)	62.6 (1200m)
Race State	Finished



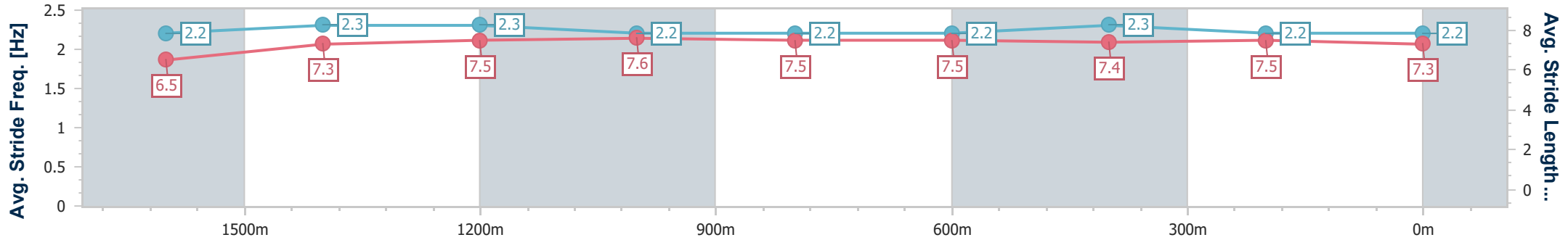
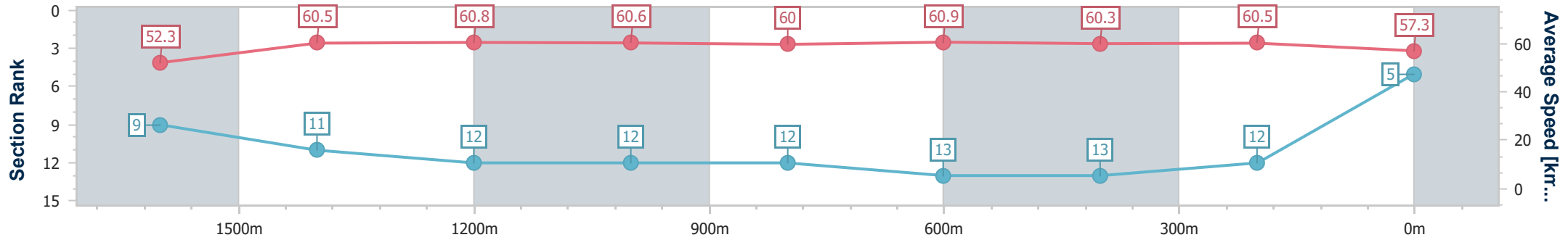
Mackay QLD Professional
Race 8: Racing Again Tues 5th Nov QTIS BM65 Handicap - 1800m



17 October 2024 - 17:26

Track Rating: Good 4, Weather: Fine, Rail Position: True

Section	Overall	1600m	1400m	1200m	1000m	800m	600m	400m	200m
Section Times	1:50.32 [5] (0:13.81)	1:36.51 [9] (0:12.07)	1:24.44 [11] (0:12.04)	1:12.40 [12] (0:11.92)	1:00.48 [12] (0:12.03)	0:48.45 [12] (0:11.96)	0:36.49 [13] (0:11.95)	0:24.54 [13] (0:11.98)	0:12.56 [12] (0:12.56)
Average Speed [km/h]	52.3	60.5	60.8	60.6	60.0	60.9	60.3	60.5	57.3
Top Speed [km/h]	62.2	61.5	62.5	62.6	60.8	61.8	60.9	61.1	59.9
Avg. Dist. to Rail [m]	6.5	2.6	2.6	2.4	1.7	1.8	0.8	2.4	3.5
Avg. Stride Freq. [Hz]	2.2	2.3	2.3	2.2	2.2	2.2	2.3	2.2	2.2
Avg. Stride Length [m]	6.5	7.3	7.5	7.6	7.5	7.5	7.4	7.5	7.3



- [] Ranking at each section and finish
- .-.- No data available at this section
- NA No data available



Horse/Jockey Name	Tavistee
Final Rank	6
Fastest Section Time (Section)	0:11.76 (1600m)
Top Speed [km/h] (Section)	64.9 (Overall)
Race State	Finished



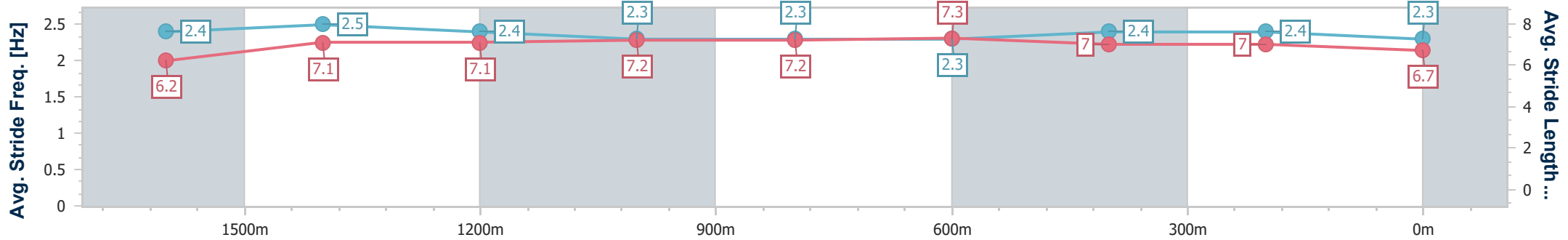
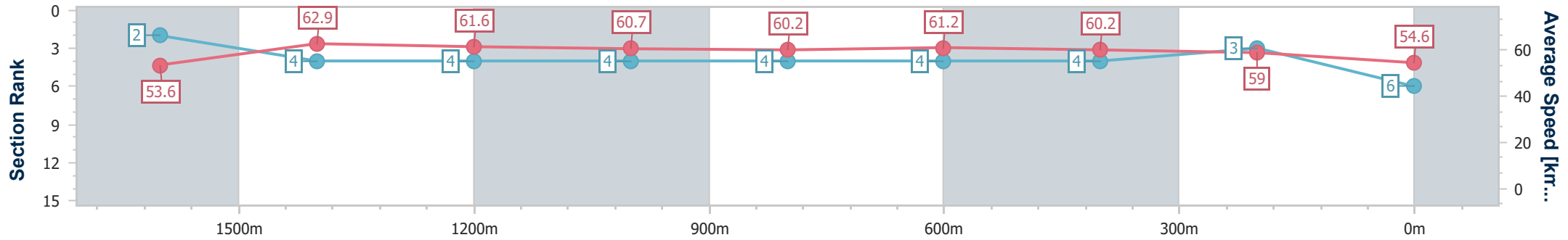
Mackay QLD Professional
Race 8: Racing Again Tues 5th Nov QTIS BM65 Handicap - 1800m



17 October 2024 - 17:26

Track Rating: Good 4, Weather: Fine, Rail Position: True

Section	Overall	1600m	1400m	1200m	1000m	800m	600m	400m	200m
Section Times	1:50.33 [6] (0:13.44)	1:36.89 [2] (0:11.76)	1:25.13 [4] (0:11.91)	1:13.22 [4] (0:11.92)	1:01.30 [4] (0:12.03)	0:49.27 [4] (0:11.81)	0:37.46 [4] (0:12.04)	0:25.42 [4] (0:12.23)	0:13.19 [3] (0:13.19)
Average Speed [km/h]	53.6	62.9	61.6	60.7	60.2	61.2	60.2	59.0	54.6
Top Speed [km/h]	64.9	64.7	63.1	61.9	61.5	61.8	62.1	60.2	56.9
Avg. Dist. to Rail [m]	9.4	3.7	3.3	2.5	1.7	1.5	0.8	3.0	4.4
Avg. Stride Freq. [Hz]	2.4	2.5	2.4	2.3	2.3	2.3	2.4	2.4	2.3
Avg. Stride Length [m]	6.2	7.1	7.1	7.2	7.2	7.3	7.0	7.0	6.7



- [] Ranking at each section and finish
- .-.- No data available at this section
- NA No data available



Horse/Jockey Name	Kellers Shelter
Final Rank	7
Fastest Section Time (Section)	0:11.71 (800m)
Top Speed [km/h] (Section)	63.3 (800m)
Race State	Finished



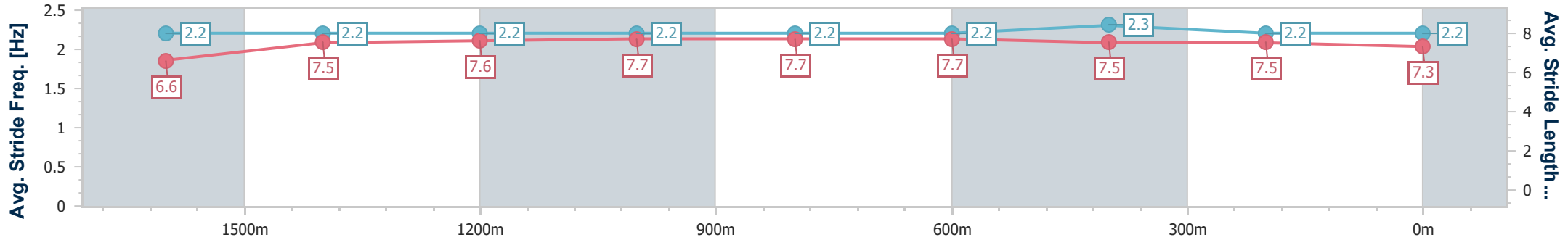
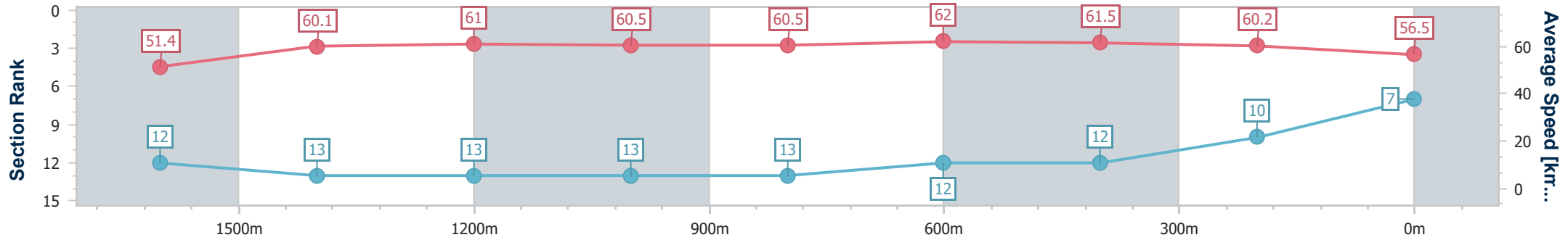
Mackay QLD Professional
Race 8: Racing Again Tues 5th Nov QTIS BM65 Handicap - 1800m



17 October 2024 - 17:26

Track Rating: Good 4, Weather: Fine, Rail Position: True

Section	Overall	1600m	1400m	1200m	1000m	800m	600m	400m	200m
Section Times	1:50.35 [7] (0:14.05)	1:36.30 [12] (0:12.13)	1:24.17 [13] (0:11.98)	1:12.19 [13] (0:11.95)	1:00.24 [13] (0:11.96)	0:48.28 [13] (0:11.71)	0:36.57 [12] (0:11.78)	0:24.79 [12] (0:12.04)	0:12.75 [10] (0:12.75)
Average Speed [km/h]	51.4	60.1	61.0	60.5	60.5	62.0	61.5	60.2	56.5
Top Speed [km/h]	60.6	61.2	62.4	62.3	60.5	63.3	62.9	61.7	58.0
Avg. Dist. to Rail [m]	11.4	2.6	2.3	1.8	1.0	2.0	1.3	4.2	8.0
Avg. Stride Freq. [Hz]	2.2	2.2	2.2	2.2	2.2	2.2	2.3	2.2	2.2
Avg. Stride Length [m]	6.6	7.5	7.6	7.7	7.7	7.7	7.5	7.5	7.3



- [] Ranking at each section and finish
- .-.- No data available at this section
- NA No data available



Horse/Jockey Name	Murrajong Road
Final Rank	8
Fastest Section Time (Section)	0:11.78 (1400m)
Top Speed [km/h] (Section)	63.5 (600m)
Race State	Finished



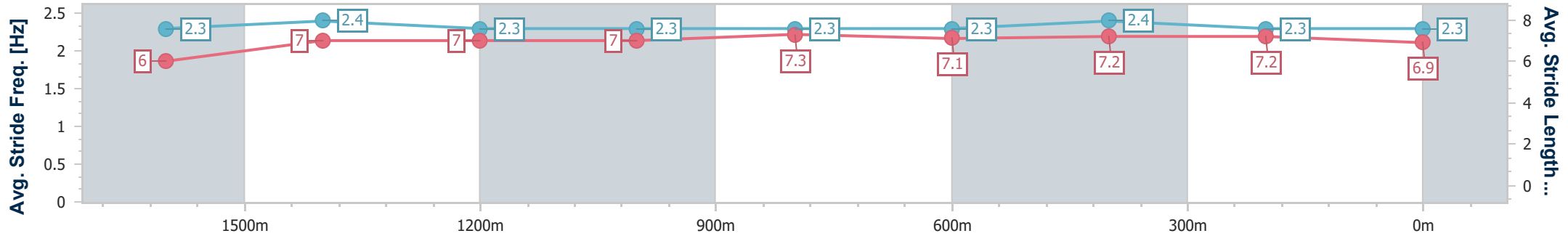
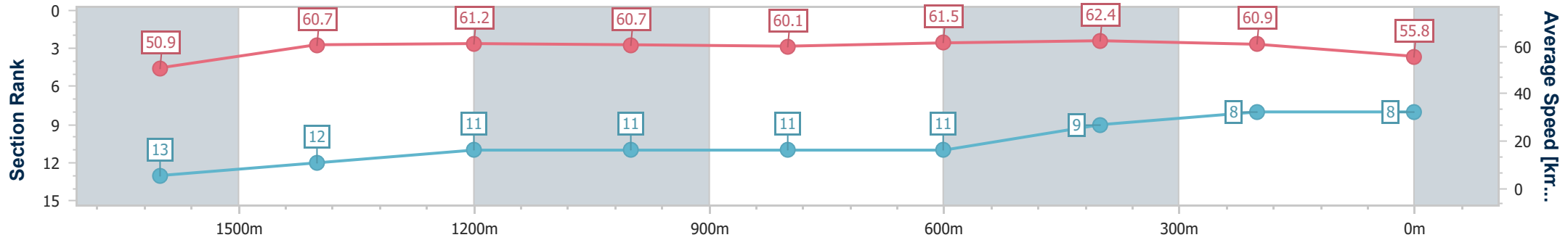
Mackay QLD Professional
Race 8: Racing Again Tues 5th Nov QTIS BM65 Handicap - 1800m



17 October 2024 - 17:26

Track Rating: Good 4, Weather: Fine, Rail Position: True

Section	Overall	1600m	1400m	1200m	1000m	800m	600m	400m	200m
Section Times	1:50.37 [8] (0:14.14)	1:36.23 [13] (0:11.92)	1:24.31 [12] (0:11.78)	1:12.53 [11] (0:11.93)	1:00.60 [11] (0:12.03)	0:48.57 [11] (0:11.81)	0:36.76 [11] (0:11.87)	0:24.89 [9] (0:12.01)	0:12.88 [8] (0:12.88)
Average Speed [km/h]	50.9	60.7	61.2	60.7	60.1	61.5	62.4	60.9	55.8
Top Speed [km/h]	61.6	61.6	62.4	61.9	60.9	62.5	63.5	61.8	60.0
Avg. Dist. to Rail [m]	6.5	0.7	1.0	1.7	1.7	2.3	4.2	5.8	7.4
Avg. Stride Freq. [Hz]	2.3	2.4	2.3	2.3	2.3	2.3	2.4	2.3	2.3
Avg. Stride Length [m]	6.0	7.0	7.0	7.0	7.3	7.1	7.2	7.2	6.9



- [] Ranking at each section and finish
- .-.- No data available at this section
- NA No data available



Horse/Jockey Name	Blue Ray
Final Rank	9
Fastest Section Time (Section)	0:11.74 (1600m)
Top Speed [km/h] (Section)	64.4 (1600m)
Race State	Finished



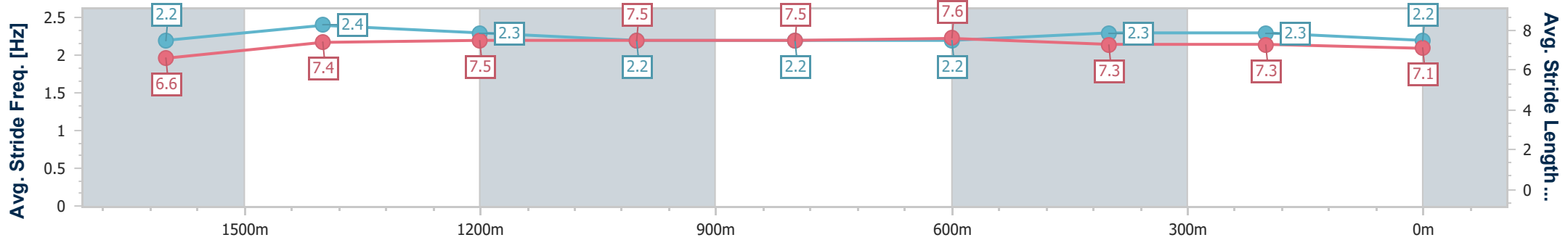
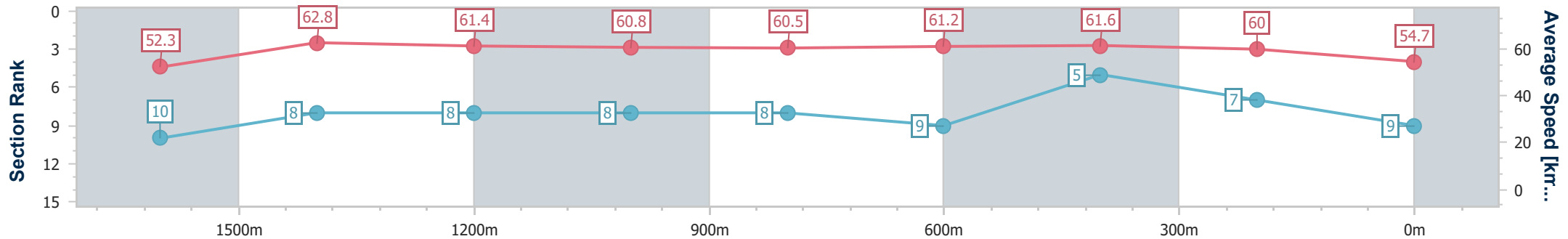
Mackay QLD Professional
Race 8: Racing Again Tues 5th Nov QTIS BM65 Handicap - 1800m



17 October 2024 - 17:26

Track Rating: Good 4, Weather: Fine, Rail Position: True

Section	Overall	1600m	1400m	1200m	1000m	800m	600m	400m	200m
Section Times	1:50.56 [9] (0:13.81)	1:36.75 [10] (0:11.74)	1:25.01 [8] (0:11.96)	1:13.05 [8] (0:11.94)	1:01.11 [8] (0:12.00)	0:49.11 [8] (0:11.90)	0:37.21 [9] (0:11.92)	0:25.29 [5] (0:12.14)	0:13.15 [7] (0:13.15)
Average Speed [km/h]	52.3	62.8	61.4	60.8	60.5	61.2	61.6	60.0	54.7
Top Speed [km/h]	63.1	64.4	62.2	61.7	61.6	62.0	62.9	61.0	58.0
Avg. Dist. to Rail [m]	8.9	3.9	3.5	3.4	3.0	2.9	3.0	5.1	6.5
Avg. Stride Freq. [Hz]	2.2	2.4	2.3	2.2	2.2	2.2	2.3	2.3	2.2
Avg. Stride Length [m]	6.6	7.4	7.5	7.5	7.5	7.6	7.3	7.3	7.1



- [] Ranking at each section and finish
- .-.- No data available at this section
- NA No data available



Horse/Jockey Name	Torque Espagna
Final Rank	10
Fastest Section Time (Section)	0:11.82 (800m)
Top Speed [km/h] (Section)	62.8 (1600m)
Race State	Finished



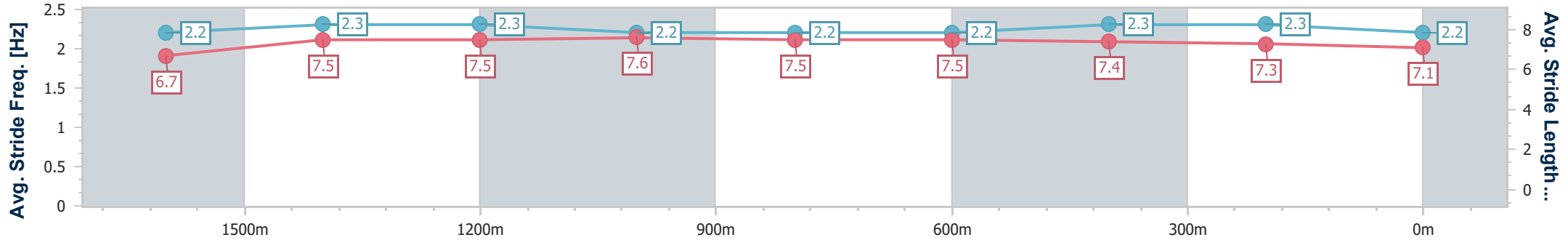
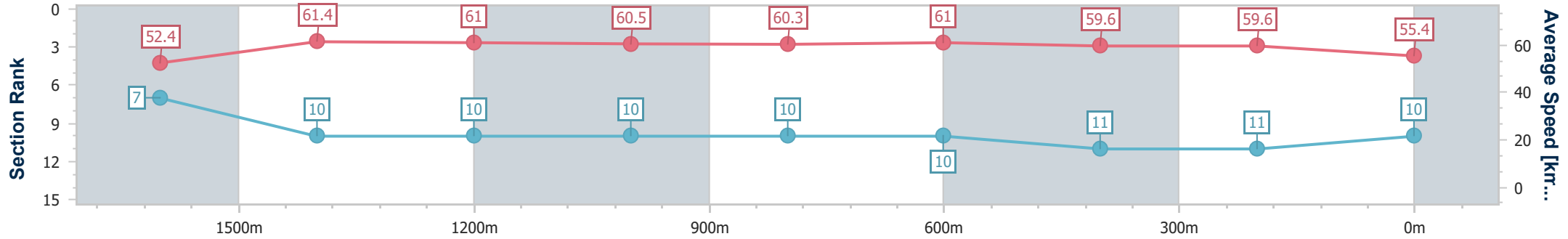
Mackay QLD Professional
Race 8: Racing Again Tues 5th Nov QTIS BM65 Handicap - 1800m



17 October 2024 - 17:26

Track Rating: Good 4, Weather: Fine, Rail Position: True

Section	Overall	1600m	1400m	1200m	1000m	800m	600m	400m	200m
Section Times	1:50.66 [10] (0:13.73)	1:36.93 [7] (0:11.93)	1:25.00 [10] (0:11.97)	1:13.03 [10] (0:11.97)	1:01.06 [10] (0:12.01)	0:49.05 [10] (0:11.82)	0:37.23 [10] (0:12.11)	0:25.12 [11] (0:12.14)	0:12.98 [11] (0:12.98)
Average Speed [km/h]	52.4	61.4	61.0	60.5	60.3	61.0	59.6	59.6	55.4
Top Speed [km/h]	62.3	62.8	62.0	60.9	60.8	62.2	60.2	60.8	58.4
Avg. Dist. to Rail [m]	4.3	2.3	2.8	2.4	1.7	1.3	0.6	2.9	4.7
Avg. Stride Freq. [Hz]	2.2	2.3	2.3	2.2	2.2	2.2	2.3	2.3	2.2
Avg. Stride Length [m]	6.7	7.5	7.5	7.6	7.5	7.5	7.4	7.3	7.1



- [] Ranking at each section and finish
- .-.- No data available at this section
- NA No data available



Horse/Jockey Name	Diasonic
Final Rank	11
Fastest Section Time (Section)	0:11.56 (1600m)
Top Speed [km/h] (Section)	65.2 (Overall)
Race State	Finished



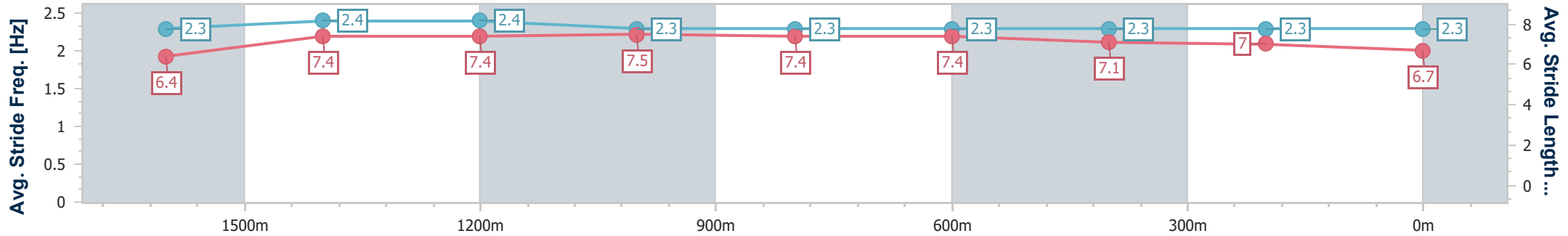
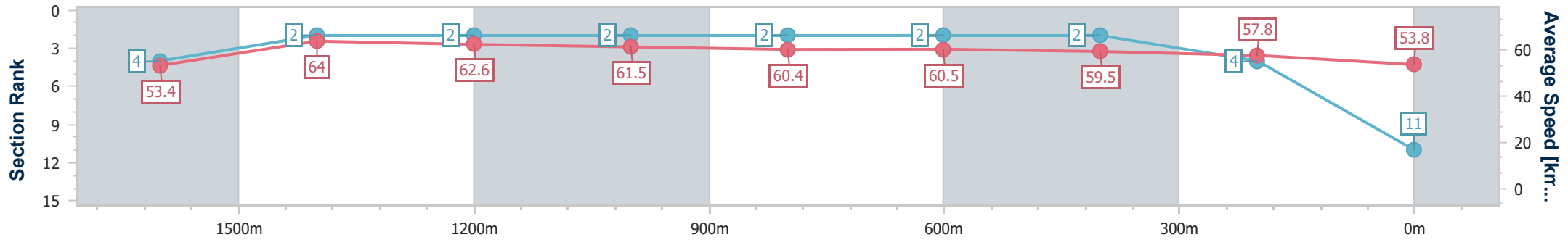
Mackay QLD Professional
Race 8: Racing Again Tues 5th Nov QTIS BM65 Handicap - 1800m



17 October 2024 - 17:26

Track Rating: Good 4, Weather: Fine, Rail Position: True

Section	Overall	1600m	1400m	1200m	1000m	800m	600m	400m	200m
Section Times	1:50.68 [11] (0:13.50)	1:37.18 [4] (0:11.56)	1:25.62 [2] (0:11.84)	1:13.78 [2] (0:11.83)	1:01.95 [2] (0:12.00)	0:49.95 [2] (0:11.92)	0:38.03 [2] (0:12.15)	0:25.88 [2] (0:12.47)	0:13.41 [4] (0:13.41)
Average Speed [km/h]	53.4	64.0	62.6	61.5	60.4	60.5	59.5	57.8	53.8
Top Speed [km/h]	65.2	64.8	64.5	62.4	61.0	61.3	61.0	58.9	56.8
Avg. Dist. to Rail [m]	11.3	4.8	4.6	3.7	2.2	1.2	0.5	2.2	2.4
Avg. Stride Freq. [Hz]	2.3	2.4	2.4	2.3	2.3	2.3	2.3	2.3	2.3
Avg. Stride Length [m]	6.4	7.4	7.4	7.5	7.4	7.4	7.1	7.0	6.7



- [] Ranking at each section and finish
- .-.- No data available at this section
- NA No data available



Horse/Jockey Name	Leica Bita Fun
Final Rank	12
Fastest Section Time (Section)	0:11.74 (1600m)
Top Speed [km/h] (Section)	64.9 (Overall)
Race State	Finished



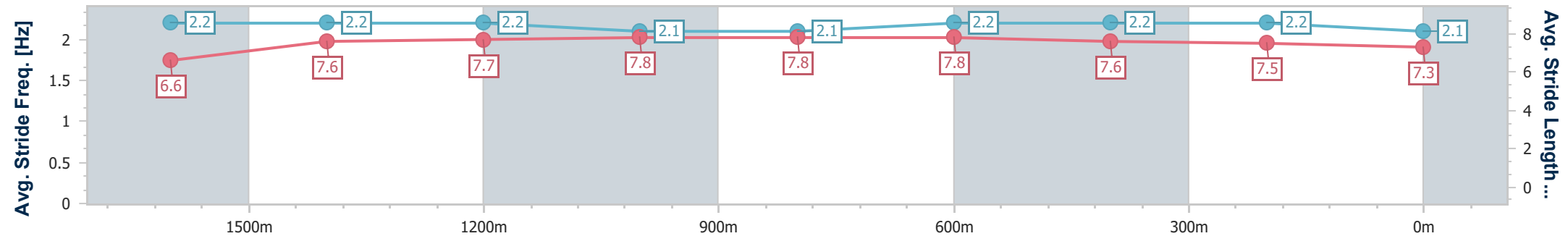
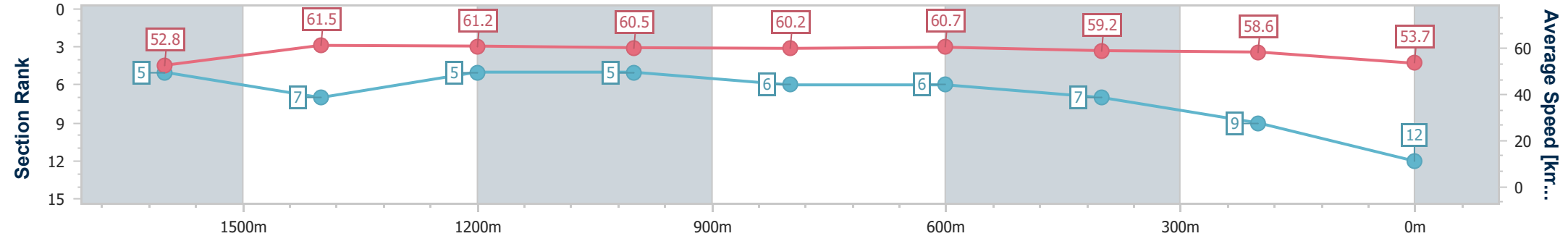
Mackay QLD Professional
Race 8: Racing Again Tues 5th Nov QTIS BM65 Handicap - 1800m



17 October 2024 - 17:26

Track Rating: Good 4, Weather: Fine, Rail Position: True

Section	Overall	1600m	1400m	1200m	1000m	800m	600m	400m	200m
Section Times	1:50.97 [12] (0:13.66)	1:37.31 [5] (0:11.74)	1:25.57 [7] (0:11.85)	1:13.72 [5] (0:11.98)	1:01.74 [5] (0:12.02)	0:49.72 [6] (0:11.89)	0:37.83 [6] (0:12.18)	0:25.65 [7] (0:12.23)	0:13.42 [9] (0:13.42)
Average Speed [km/h]	52.8	61.5	61.2	60.5	60.2	60.7	59.2	58.6	53.7
Top Speed [km/h]	64.9	64.9	62.1	61.6	60.8	61.3	59.7	59.7	58.1
Avg. Dist. to Rail [m]	4.7	1.2	1.3	2.3	2.0	1.0	0.5	1.3	2.0
Avg. Stride Freq. [Hz]	2.2	2.2	2.2	2.1	2.1	2.2	2.2	2.2	2.1
Avg. Stride Length [m]	6.6	7.6	7.7	7.8	7.8	7.8	7.6	7.5	7.3



- [] Ranking at each section and finish
- .-.- No data available at this section
- NA No data available



Horse/Jockey Name	Blue Swimmer
Final Rank	13
Fastest Section Time (Section)	0:11.62 (1600m)
Top Speed [km/h] (Section)	64.1 (1600m)
Race State	Finished



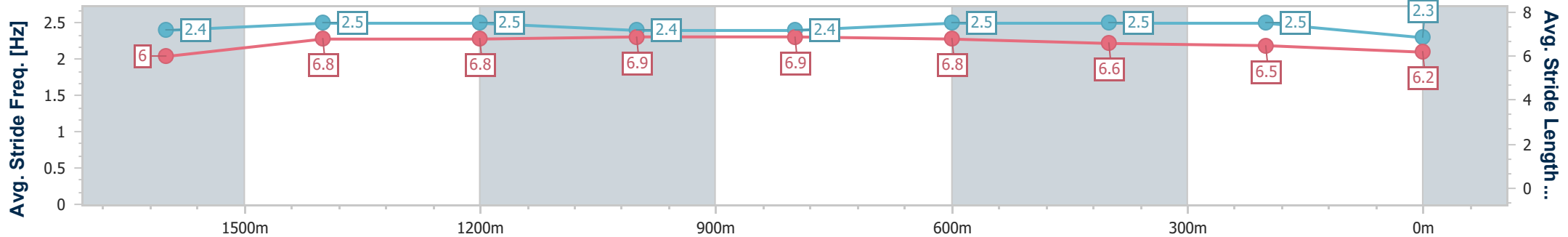
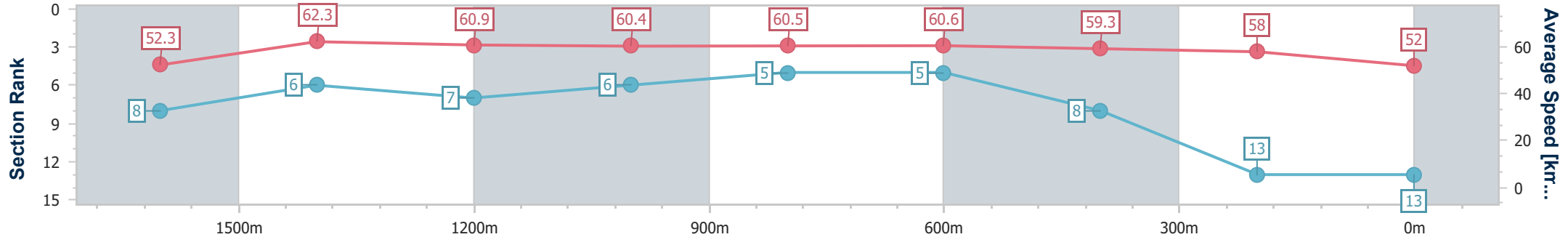
Mackay QLD Professional
Race 8: Racing Again Tues 5th Nov QTIS BM65 Handicap - 1800m



17 October 2024 - 17:26

Track Rating: Good 4, Weather: Fine, Rail Position: True

Section	Overall	1600m	1400m	1200m	1000m	800m	600m	400m	200m
Section Times	1:51.60 [13] (0:13.77)	1:37.83 [8] (0:11.62)	1:26.21 [6] (0:11.94)	1:14.27 [7] (0:11.96)	1:02.31 [6] (0:11.95)	0:50.36 [5] (0:11.88)	0:38.48 [5] (0:12.21)	0:26.27 [8] (0:12.45)	0:13.82 [13] (0:13.82)
Average Speed [km/h]	52.3	62.3	60.9	60.4	60.5	60.6	59.3	58.0	52.0
Top Speed [km/h]	63.9	64.1	61.6	60.8	61.0	61.4	60.0	58.5	57.5
Avg. Dist. to Rail [m]	1.8	1.1	1.6	1.5	1.1	0.9	0.5	1.1	2.0
Avg. Stride Freq. [Hz]	2.4	2.5	2.5	2.4	2.4	2.5	2.5	2.5	2.3
Avg. Stride Length [m]	6.0	6.8	6.8	6.9	6.9	6.8	6.6	6.5	6.2



- [] Ranking at each section and finish
- .-.- No data available at this section
- NA No data available