



Mackay QLD Professional

Race 6: Whitsunday Wealth 0 - 55 Handicap - 1200m

17 October 2024 - 16:11



Track Rating: Good 4, Weather: Fine, Rail Position: True

Section													Last 600m					
Field Times		Overall	1000m	800m	600m	400m	200m						0:35.21					
		1:10.50 (0:13.37)	0:57.13 (0:10.76)	0:46.37 (0:11.16)	0:35.21 (0:11.71)	0:23.50 (0:11.65)	0:11.85 (0:11.85)											
Rank	TAB	Horse/Jockey	Barrier	Top Speed [km/h]	Fastest Section												Margin	Distance Travelled [m]
1	11	ANDIRON Jackson Murphy	4	68.4 1000m	0:10.64 1000m	1:10.50 [1] (0:13.65)	0:56.85 [5] (0:10.64)	0:46.21 [3] (0:11.12)	0:35.09 [3] (0:11.88)	0:23.21 [4] (0:11.39)	0:11.82 [2] (0:11.82)	1:10.50	0:35.09					
2	4	DEVIL DEVIL Justin Stanley	1	68.2 1000m	0:10.76 1000m	1:10.57 [2] (0:13.37)	0:57.20 [2] (0:10.76)	0:46.44 [1] (0:11.16)	0:35.28 [1] (0:11.71)	0:23.57 [1] (0:11.65)	0:11.92 [1] (0:11.92)	0.44L	0:35.28	-5				
3	10	MISS DE BOOM Adam Sewell	6	68.8 1000m	0:10.72 1000m	1:10.81 [3] (0:13.89)	0:56.92 [8] (0:10.72)	0:46.20 [7] (0:11.13)	0:35.07 [6] (0:11.77)	0:23.30 [6] (0:11.43)	0:11.87 [3] (0:11.87)	1.82L	0:35.07	+0				
4	14	JUST FRANK McKenzie Apel	5	67.9 1000m	0:10.86 1000m	1:10.82 [4] (0:13.68)	0:57.14 [6] (0:10.86)	0:46.28 [5] (0:11.17)	0:35.11 [5] (0:11.70)	0:23.41 [5] (0:11.60)	0:11.81 [5] (0:11.81)	1.87L	0:35.11	-2				
5	15	NOUVERRE FILLE Georgina Cartwright	8	68.4 1000m	0:10.98 1000m	1:11.02 [5] (0:13.60)	0:57.42 [4] (0:10.98)	0:46.44 [6] (0:11.20)	0:35.24 [7] (0:11.76)	0:23.48 [7] (0:11.62)	0:11.86 [7] (0:11.86)	3.08L	0:35.24	+6				
6	2	MIL CIENTO Justin Huxtable	12	67.5 800m	0:11.11 800m	1:11.07 [6] (0:14.01)	0:57.06 [10] (0:11.25)	0:45.81 [11] (0:11.11)	0:34.70 [11] (0:11.60)	0:23.10 [11] (0:11.46)	0:11.64 [12] (0:11.64)	3.34L	0:34.70	+8				
7	7	MICROWAVE JENNY Nathan Thomas	10	69.4 800m	0:11.06 1000m	1:11.23 [7] (0:14.14)	0:57.09 [12] (0:11.06)	0:46.03 [10] (0:11.11)	0:34.92 [10] (0:11.60)	0:23.32 [10] (0:11.52)	0:11.80 [11] (0:11.80)	4.29L	0:34.92	+4				
8	17	NINE CARATS Leah Martyn	7	67.8 800m	0:11.13 800m	1:11.24 [8] (0:14.10)	0:57.14 [11] (0:11.17)	0:45.97 [12] (0:11.13)	0:34.84 [12] (0:11.64)	0:23.20 [12] (0:11.34)	0:11.86 [10] (0:11.86)	4.36L	0:34.84	-2				
9	12	JAZZ WORTHY Chelsea Jokic	9	67.1 1000m	0:11.05 800m	1:11.24 [9] (0:13.98)	0:57.26 [9] (0:11.09)	0:46.17 [9] (0:11.05)	0:35.12 [8] (0:11.69)	0:23.43 [9] (0:11.43)	0:12.00 [8] (0:12.00)	4.37L	0:35.12	+3				
10	6	SOFTEN IT UP Amy Graham	2	67.9 1000m	0:10.83 1000m	1:11.27 [10] (0:13.37)	0:57.90 [1] (0:10.83)	0:47.07 [2] (0:11.15)	0:35.92 [2] (0:11.78)	0:24.14 [2] (0:11.82)	0:12.32 [4] (0:12.32)	4.52L	0:35.92	+0				

Scratched: Our Heart Throb (#18), Harvesta (#1), Terminus (#3), Euromantic (#5), Tsunami Force (#16), Naheightkay (#8)

[] Ranking at each section and finish
 -:-:- No data available at this section
 NA No data available

SCN Saddle cloth number
 DNF Did not finish
 DNT Did not track

Mackay QLD Professional

Race 6: Whitsunday Wealth 0 - 55 Handicap - 1200m

17 October 2024 - 16:11



MACKAY TURF CLUB
Ooralea Racecourse

Track Rating: Good 4, Weather: Fine, Rail Position: True

Section		Overall	1000m	800m	600m	400m	200m	Last 600m					
Field Times		1:10.50 (0:13.37)	0:57.13 (0:10.76)	0:46.37 (0:11.16)	0:35.21 (0:11.71)	0:23.50 (0:11.65)	0:11.85 (0:11.85)	0:35.21					
Rank	TAB Horse/Jockey	Barrier	Top Speed [km/h]	Fastest Section									
					Margin	Distance Travelled [m]							
11	9 GREYLIST Sean Cormack	3	67.9 1000m	0:10.91 1000m	1:11.34 [11] (0:13.48)	0:57.86 [3] (0:10.91)	0:46.95 [4] (0:11.13)	0:35.82 [4] (0:11.75)	0:24.07 [3] (0:11.77)	0:12.30 [6] (0:12.30)	4.98L	0:35.82	+2
12	19 BOLD ZIP Olivia Kendal	13	65.9 800m	0:11.21 800m	1:11.35 [12] (0:14.20)	0:57.15 [13] (0:11.26)	0:45.89 [13] (0:11.21)	0:34.68 [13] (0:11.57)	0:23.11 [13] (0:11.38)	0:11.73 [13] (0:11.73)	5.04L	0:34.68	+8
13	13 TORNADO TORQUE Michael Murphy	11	68.3 1000m	0:11.15 1000m	1:11.67 [13] (0:13.84)	0:57.83 [7] (0:11.15)	0:46.68 [8] (0:11.24)	0:35.44 [9] (0:11.56)	0:23.88 [8] (0:11.56)	0:12.32 [9] (0:12.32)	6.91L	0:35.44	+3

Scratched: Our Heart Throb (#18), Harvesta (#1), Terminus (#3), Euromantic (#5), Tsunami Force (#16), Naheightkay (#8)



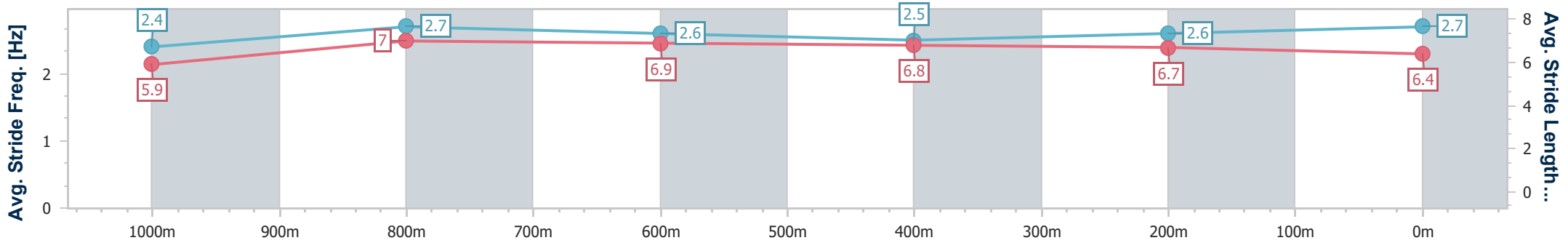
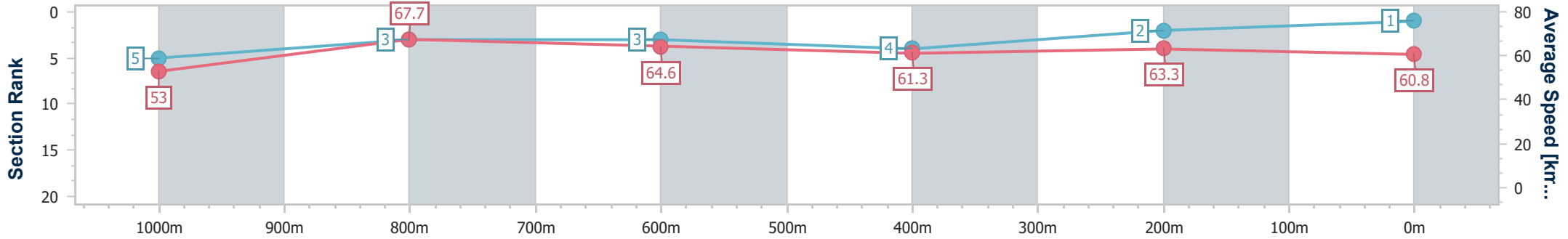
Horse/Jockey Name	Andiron
Final Rank	1
Fastest Section Time (Section)	0:10.64 (1000m)
Top Speed [km/h] (Section)	68.4 (1000m)
Race State	Finished



Mackay QLD Professional
 Race 6: Whitsunday Wealth 0 - 55 Handicap - 1200m
 17 October 2024 - 16:11
 Track Rating: Good 4, Weather: Fine, Rail Position: True



Section	Overall	1000m	800m	600m	400m	200m
Section Times	1:10.50 [1] (0:13.65)	0:56.85 [5] (0:10.64)	0:46.21 [3] (0:11.12)	0:35.09 [3] (0:11.88)	0:23.21 [4] (0:11.39)	0:11.82 [2] (0:11.82)
Average Speed [km/h]	53.0	67.7	64.6	61.3	63.3	60.8
Top Speed [km/h]	67.1	68.4	66.9	63.2	64.6	63.4
Avg. Dist. to Rail [m]	3.6	0.3	0.3	1.4	1.5	2.2
Avg. Stride Freq. [Hz]	2.4	2.7	2.6	2.5	2.6	2.7
Avg. Stride Length [m]	5.9	7.0	6.9	6.8	6.7	6.4



- [] Ranking at each section and finish
- .-.- No data available at this section
- NA No data available



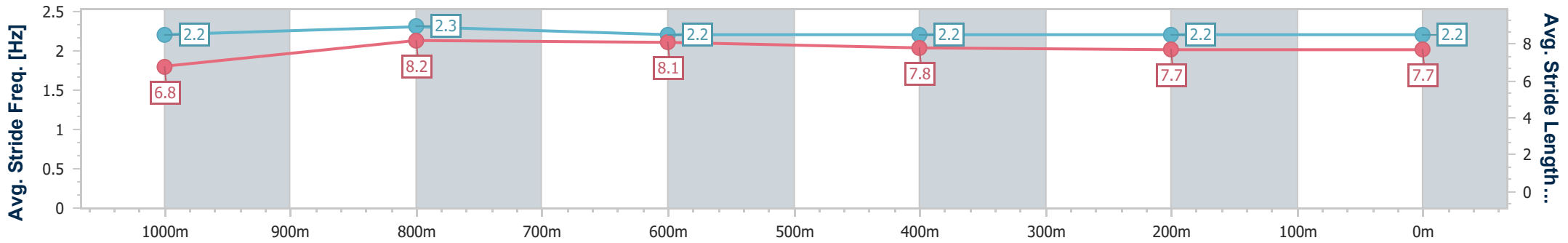
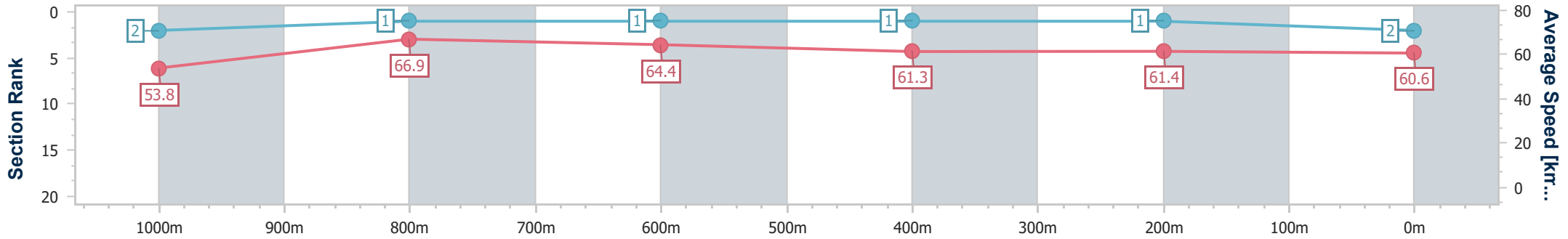
Horse/Jockey Name	Devil Devil
Final Rank	2
Fastest Section Time (Section)	0:10.76 (1000m)
Top Speed [km/h] (Section)	68.2 (1000m)
Race State	Finished



Mackay QLD Professional
 Race 6: Whitsunday Wealth 0 - 55 Handicap - 1200m
 17 October 2024 - 16:11
 Track Rating: Good 4, Weather: Fine, Rail Position: True



Section	Overall	1000m	800m	600m	400m	200m
Section Times	1:10.57 [2] (0:13.37)	0:57.20 [2] (0:10.76)	0:46.44 [1] (0:11.16)	0:35.28 [1] (0:11.71)	0:23.57 [1] (0:11.65)	0:11.92 [1] (0:11.92)
Average Speed [km/h]	53.8	66.9	64.4	61.3	61.4	60.6
Top Speed [km/h]	67.4	68.2	66.0	62.4	62.5	62.4
Avg. Dist. to Rail [m]	1.2	0.4	0.8	0.8	0.4	1.1
Avg. Stride Freq. [Hz]	2.2	2.3	2.2	2.2	2.2	2.2
Avg. Stride Length [m]	6.8	8.2	8.1	7.8	7.7	7.7



- [] Ranking at each section and finish
- .-.- No data available at this section
- NA No data available



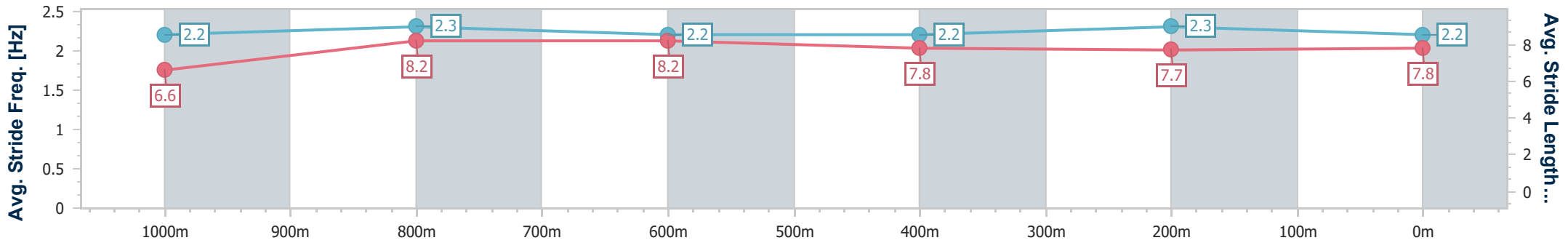
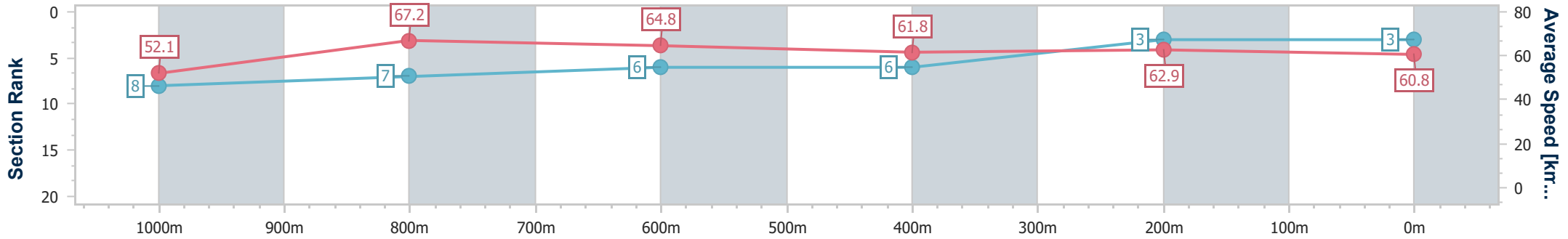
Horse/Jockey Name	Miss De Boom
Final Rank	3
Fastest Section Time (Section)	0:10.72 (1000m)
Top Speed [km/h] (Section)	68.8 (1000m)
Race State	Finished



Mackay QLD Professional
 Race 6: Whitsunday Wealth 0 - 55 Handicap - 1200m
 17 October 2024 - 16:11
 Track Rating: Good 4, Weather: Fine, Rail Position: True



Section	Overall	1000m	800m	600m	400m	200m
Section Times	1:10.81 [3] (0:13.89)	0:56.92 [8] (0:10.72)	0:46.20 [7] (0:11.13)	0:35.07 [6] (0:11.77)	0:23.30 [6] (0:11.43)	0:11.87 [3] (0:11.87)
Average Speed [km/h]	52.1	67.2	64.8	61.8	62.9	60.8
Top Speed [km/h]	65.5	68.8	67.4	62.2	64.8	62.5
Avg. Dist. to Rail [m]	3.0	0.5	1.0	0.9	1.3	2.1
Avg. Stride Freq. [Hz]	2.2	2.3	2.2	2.2	2.3	2.2
Avg. Stride Length [m]	6.6	8.2	8.2	7.8	7.7	7.8



- [] Ranking at each section and finish
- .-.- No data available at this section
- NA No data available



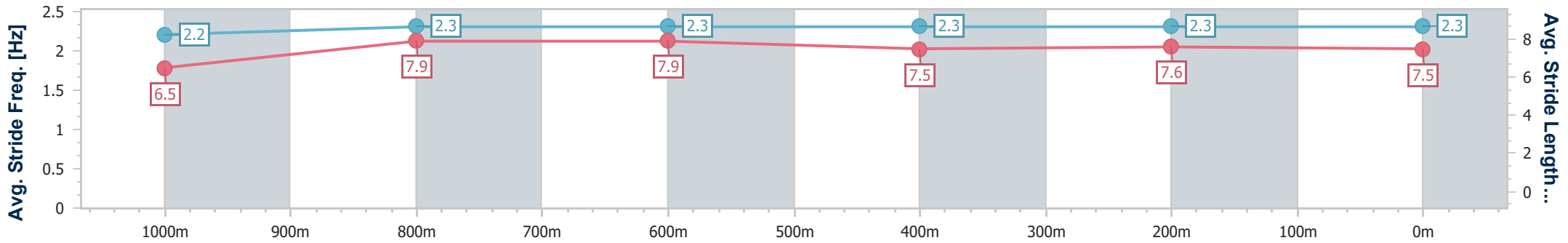
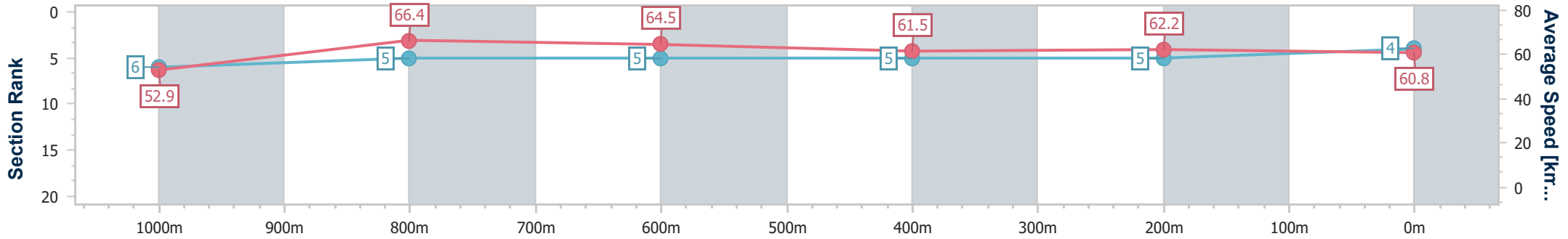
Horse/Jockey Name	Just Frank
Final Rank	4
Fastest Section Time (Section)	0:10.86 (1000m)
Top Speed [km/h] (Section)	67.9 (1000m)
Race State	Finished



Mackay QLD Professional
 Race 6: Whitsunday Wealth 0 - 55 Handicap - 1200m
 17 October 2024 - 16:11
 Track Rating: Good 4, Weather: Fine, Rail Position: True



Section	Overall	1000m	800m	600m	400m	200m
Section Times	1:10.82 [4] (0:13.68)	0:57.14 [6] (0:10.86)	0:46.28 [5] (0:11.17)	0:35.11 [5] (0:11.70)	0:23.41 [5] (0:11.60)	0:11.81 [5]
Average Speed [km/h]	52.9	66.4	64.5	61.5	62.2	60.8
Top Speed [km/h]	66.4	67.9	66.9	62.7	63.8	63.8
Avg. Dist. to Rail [m]	3.4	0.3	0.6	0.7	1.6	3.2
Avg. Stride Freq. [Hz]	2.2	2.3	2.3	2.3	2.3	2.3
Avg. Stride Length [m]	6.5	7.9	7.9	7.5	7.6	7.5



- [] Ranking at each section and finish
- .-.- No data available at this section
- NA No data available



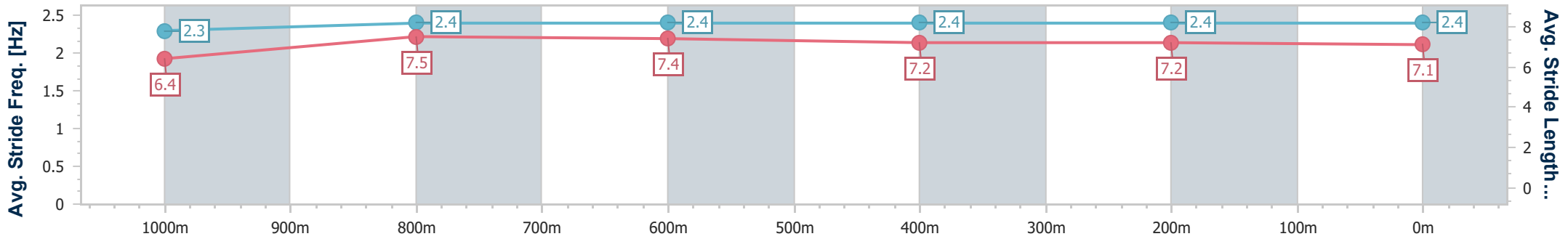
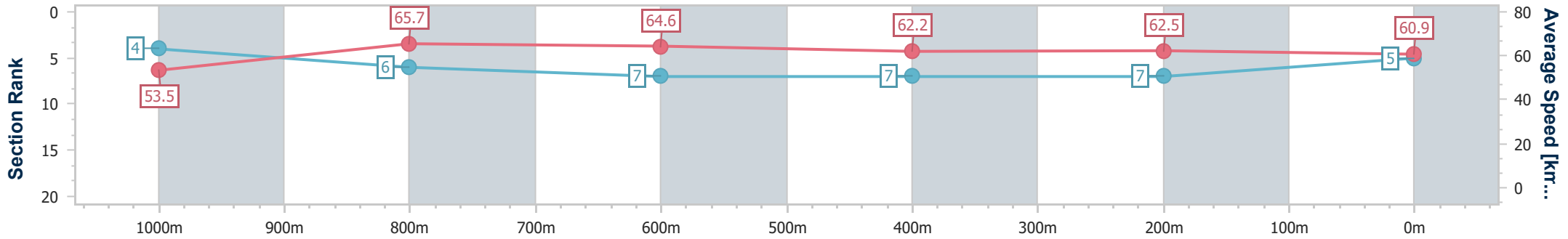
Horse/Jockey Name	Nouverre Fille
Final Rank	5
Fastest Section Time (Section)	0:10.98 (1000m)
Top Speed [km/h] (Section)	68.4 (1000m)
Race State	Finished



Mackay QLD Professional
 Race 6: Whitsunday Wealth 0 - 55 Handicap - 1200m
 17 October 2024 - 16:11
 Track Rating: Good 4, Weather: Fine, Rail Position: True



Section	Overall	1000m	800m	600m	400m	200m
Section Times	1:11.02 [5] (0:13.60)	0:57.42 [4] (0:10.98)	0:46.44 [6] (0:11.20)	0:35.24 [7] (0:11.76)	0:23.48 [7] (0:11.62)	0:11.86 [7] (0:11.86)
Average Speed [km/h]	53.5	65.7	64.6	62.2	62.5	60.9
Top Speed [km/h]	65.1	68.4	67.9	64.5	64.8	62.9
Avg. Dist. to Rail [m]	6.3	1.5	1.2	2.0	5.8	8.5
Avg. Stride Freq. [Hz]	2.3	2.4	2.4	2.4	2.4	2.4
Avg. Stride Length [m]	6.4	7.5	7.4	7.2	7.2	7.1



- [] Ranking at each section and finish
- .-.- No data available at this section
- NA No data available



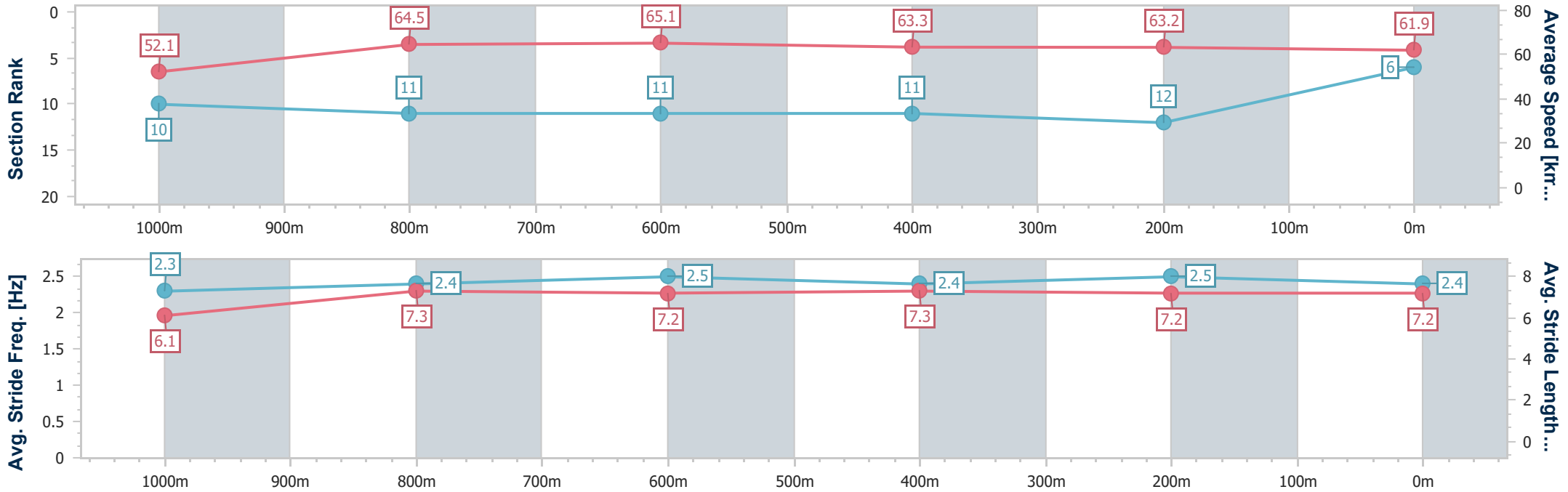
Horse/Jockey Name	Mil Ciento
Final Rank	6
Fastest Section Time (Section)	0:11.11 (800m)
Top Speed [km/h] (Section)	67.5 (800m)
Race State	Finished



Mackay QLD Professional
 Race 6: Whitsunday Wealth 0 - 55 Handicap - 1200m
 17 October 2024 - 16:11
 Track Rating: Good 4, Weather: Fine, Rail Position: True



Section	Overall	1000m	800m	600m	400m	200m
Section Times	1:11.07 [6] (0:14.01)	0:57.06 [10] (0:11.25)	0:45.81 [11] (0:11.11)	0:34.70 [11] (0:11.60)	0:23.10 [11] (0:11.46)	0:11.64 [12] (0:11.64)
Average Speed [km/h]	52.1	64.5	65.1	63.3	63.2	61.9
Top Speed [km/h]	63.4	65.7	67.5	64.7	64.6	63.9
Avg. Dist. to Rail [m]	8.6	2.5	2.4	2.2	6.0	9.4
Avg. Stride Freq. [Hz]	2.3	2.4	2.5	2.4	2.5	2.4
Avg. Stride Length [m]	6.1	7.3	7.2	7.3	7.2	7.2



- [] Ranking at each section and finish
- .-.- No data available at this section
- NA No data available



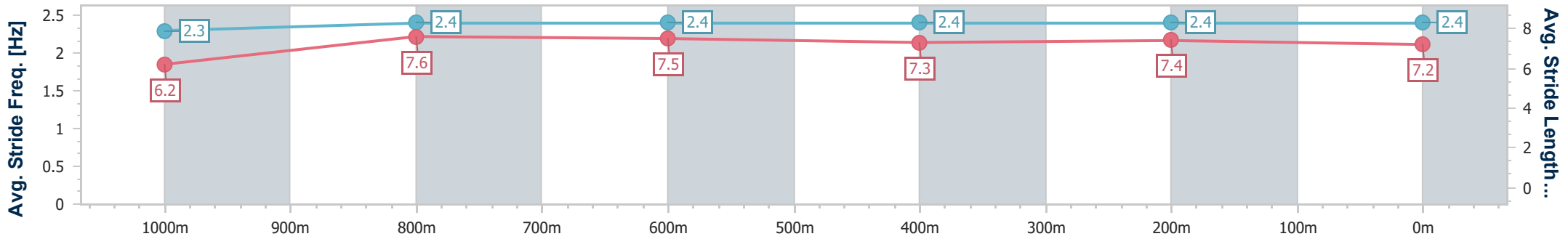
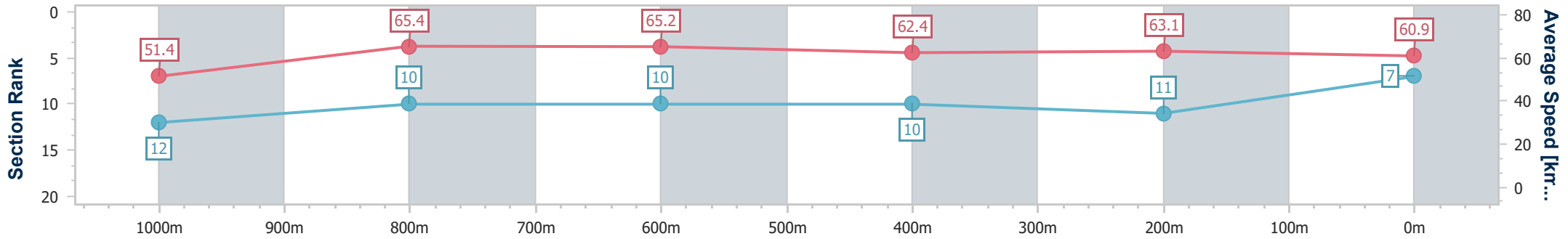
Horse/Jockey Name	Microwave Jenny
Final Rank	7
Fastest Section Time (Section)	0:11.06 (1000m)
Top Speed [km/h] (Section)	69.4 (800m)
Race State	Finished



Mackay QLD Professional
 Race 6: Whitsunday Wealth 0 - 55 Handicap - 1200m
 17 October 2024 - 16:11
 Track Rating: Good 4, Weather: Fine, Rail Position: True



Section	Overall	1000m	800m	600m	400m	200m
Section Times	1:11.23 [7] (0:14.14)	0:57.09 [12] (0:11.06)	0:46.03 [10] (0:11.11)	0:34.92 [10] (0:11.60)	0:23.32 [10] (0:11.52)	0:11.80 [11] (0:11.80)
Average Speed [km/h]	51.4	65.4	65.2	62.4	63.1	60.9
Top Speed [km/h]	64.9	66.7	69.4	63.9	63.6	63.3
Avg. Dist. to Rail [m]	7.4	1.2	1.5	1.4	4.5	3.9
Avg. Stride Freq. [Hz]	2.3	2.4	2.4	2.4	2.4	2.4
Avg. Stride Length [m]	6.2	7.6	7.5	7.3	7.4	7.2



- [] Ranking at each section and finish
- .-.- No data available at this section
- NA No data available



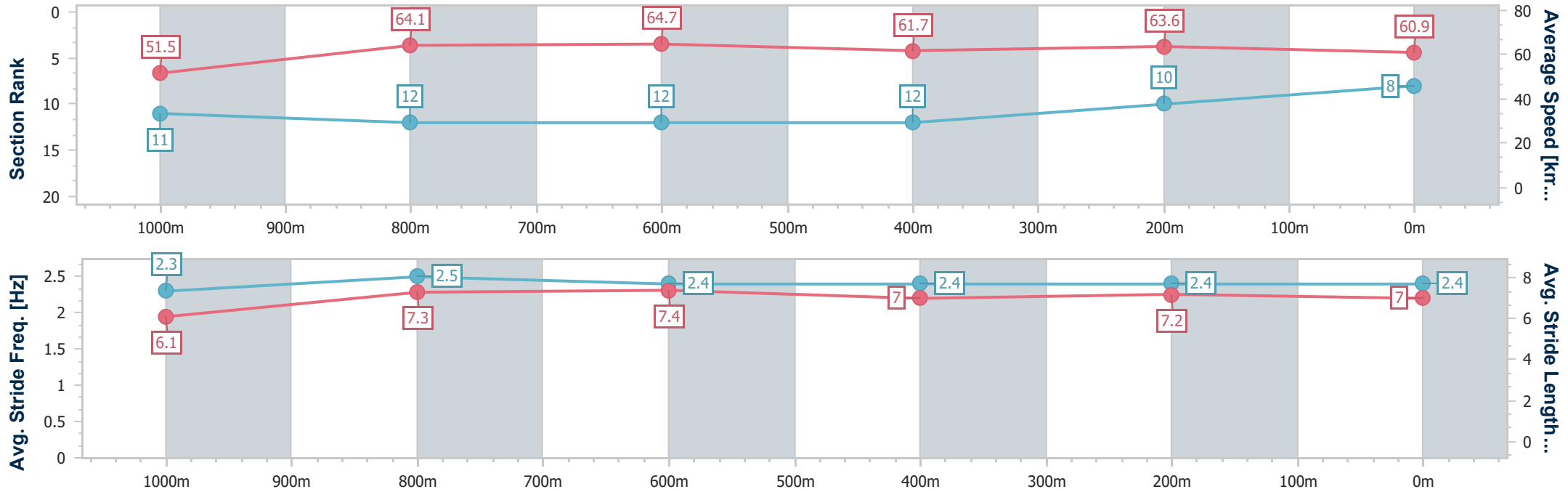
Horse/Jockey Name	Nine Carats
Final Rank	8
Fastest Section Time (Section)	0:11.13 (800m)
Top Speed [km/h] (Section)	67.8 (800m)
Race State	Finished



Mackay QLD Professional
 Race 6: Whitsunday Wealth 0 - 55 Handicap - 1200m
 17 October 2024 - 16:11
 Track Rating: Good 4, Weather: Fine, Rail Position: True



Section	Overall	1000m	800m	600m	400m	200m
Section Times	1:11.24 [8] (0:14.10)	0:57.14 [11] (0:11.17)	0:45.97 [12] (0:11.13)	0:34.84 [12] (0:11.64)	0:23.20 [12] (0:11.34)	0:11.86 [10] (0:11.86)
Average Speed [km/h]	51.5	64.1	64.7	61.7	63.6	60.9
Top Speed [km/h]	64.5	65.7	67.8	63.7	65.0	62.7
Avg. Dist. to Rail [m]	4.9	0.4	0.3	0.5	1.0	1.2
Avg. Stride Freq. [Hz]	2.3	2.5	2.4	2.4	2.4	2.4
Avg. Stride Length [m]	6.1	7.3	7.4	7.0	7.2	7.0



- [] Ranking at each section and finish
- .-.- No data available at this section
- NA No data available



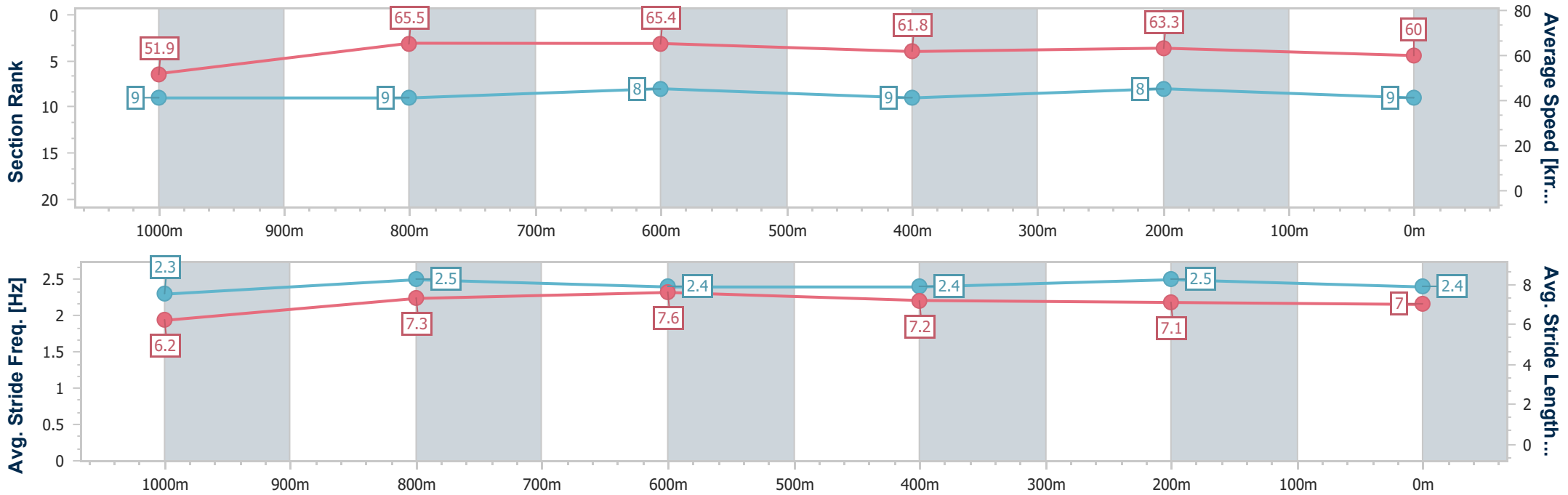
Horse/Jockey Name	Jazz Worthy
Final Rank	9
Fastest Section Time (Section)	0:11.05 (800m)
Top Speed [km/h] (Section)	67.1 (1000m)
Race State	Finished



Mackay QLD Professional
 Race 6: Whitsunday Wealth 0 - 55 Handicap - 1200m
 17 October 2024 - 16:11
 Track Rating: Good 4, Weather: Fine, Rail Position: True



Section	Overall	1000m	800m	600m	400m	200m
Section Times	1:11.24 [9] (0:13.98)	0:57.26 [9] (0:11.09)	0:46.17 [9] (0:11.05)	0:35.12 [8] (0:11.69)	0:23.43 [9] (0:11.43)	0:12.00 [8]
Average Speed [km/h]	51.9	65.5	65.4	61.8	63.3	60.0
Top Speed [km/h]	64.0	67.1	67.1	64.2	64.4	63.5
Avg. Dist. to Rail [m]	6.8	2.4	1.8	0.7	3.1	5.2
Avg. Stride Freq. [Hz]	2.3	2.5	2.4	2.4	2.5	2.4
Avg. Stride Length [m]	6.2	7.3	7.6	7.2	7.1	7.0



- [] Ranking at each section and finish
- .-.- No data available at this section
- NA No data available



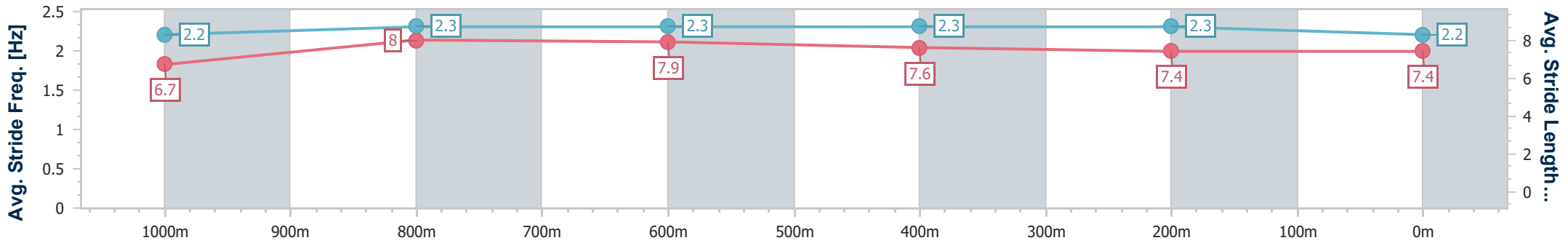
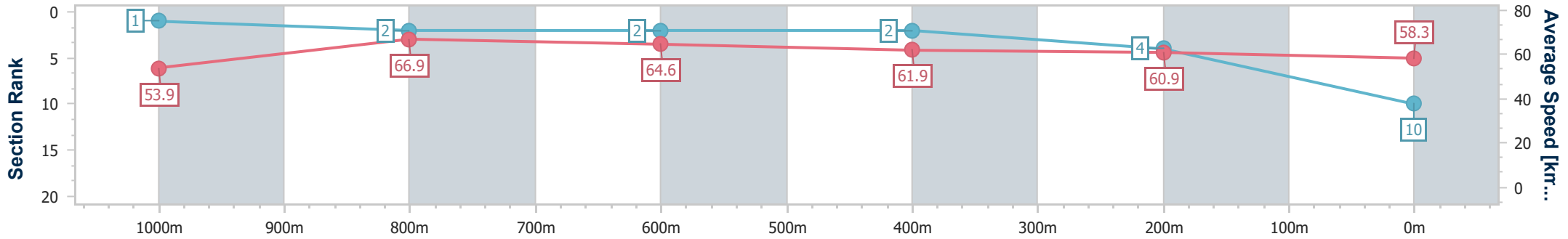
Horse/Jockey Name	Soften It Up
Final Rank	10
Fastest Section Time (Section)	0:10.83 (1000m)
Top Speed [km/h] (Section)	67.9 (1000m)
Race State	Finished



Mackay QLD Professional
 Race 6: Whitsunday Wealth 0 - 55 Handicap - 1200m
 17 October 2024 - 16:11
 Track Rating: Good 4, Weather: Fine, Rail Position: True



Section	Overall	1000m	800m	600m	400m	200m
Section Times	1:11.27 [10] (0:13.37)	0:57.90 [1] (0:10.83)	0:47.07 [2] (0:11.15)	0:35.92 [2] (0:11.78)	0:24.14 [2] (0:11.82)	0:12.32 [4] (0:12.32)
Average Speed [km/h]	53.9	66.9	64.6	61.9	60.9	58.3
Top Speed [km/h]	66.8	67.9	67.0	63.2	61.6	60.1
Avg. Dist. to Rail [m]	2.4	0.6	1.2	1.3	2.5	3.9
Avg. Stride Freq. [Hz]	2.2	2.3	2.3	2.3	2.3	2.2
Avg. Stride Length [m]	6.7	8.0	7.9	7.6	7.4	7.4



- [] Ranking at each section and finish
- .-.- No data available at this section
- NA No data available



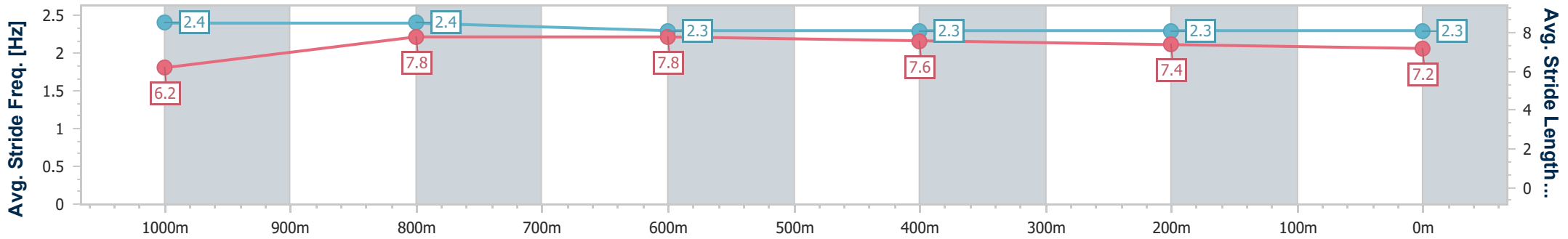
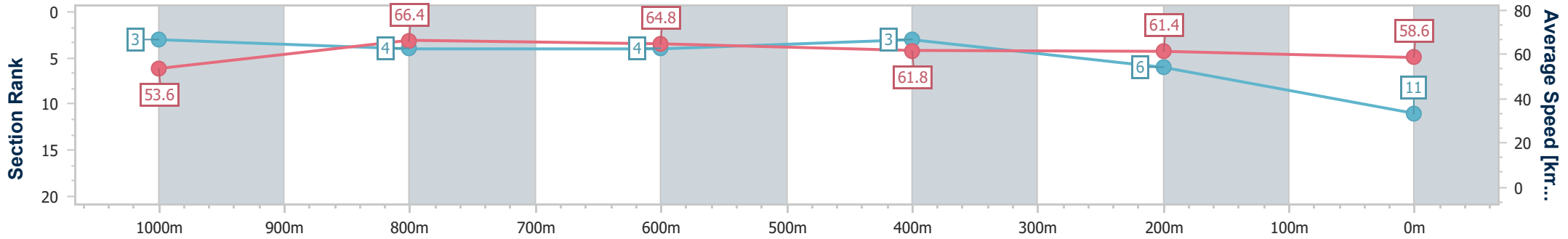
Horse/Jockey Name	Greylist
Final Rank	11
Fastest Section Time (Section)	0:10.91 (1000m)
Top Speed [km/h] (Section)	67.9 (1000m)
Race State	Finished



Mackay QLD Professional
 Race 6: Whitsunday Wealth 0 - 55 Handicap - 1200m
 17 October 2024 - 16:11
 Track Rating: Good 4, Weather: Fine, Rail Position: True



Section	Overall	1000m	800m	600m	400m	200m
Section Times	1:11.34 [11] (0:13.48)	0:57.86 [3] (0:10.91)	0:46.95 [4] (0:11.13)	0:35.82 [4] (0:11.75)	0:24.07 [3] (0:11.77)	0:12.30 [6] (0:12.30)
Average Speed [km/h]	53.6	66.4	64.8	61.8	61.4	58.6
Top Speed [km/h]	65.9	67.9	66.6	63.5	62.3	60.7
Avg. Dist. to Rail [m]	2.3	0.9	1.1	1.4	3.7	6.2
Avg. Stride Freq. [Hz]	2.4	2.4	2.3	2.3	2.3	2.3
Avg. Stride Length [m]	6.2	7.8	7.8	7.6	7.4	7.2



- [] Ranking at each section and finish
- .-.- No data available at this section
- NA No data available



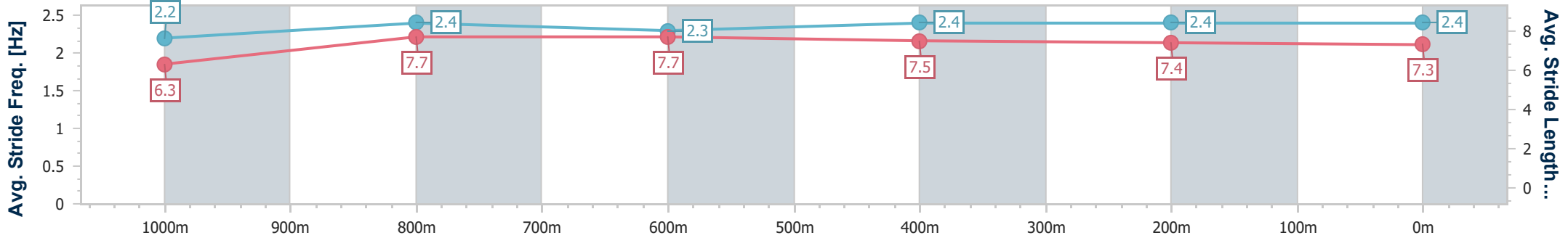
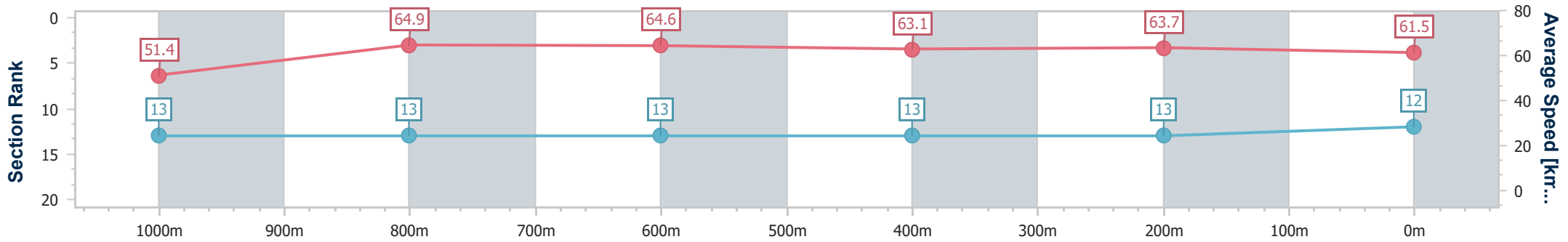
Horse/Jockey Name	Bold Zip
Final Rank	12
Fastest Section Time (Section)	0:11.21 (800m)
Top Speed [km/h] (Section)	65.9 (800m)
Race State	Finished



Mackay QLD Professional
 Race 6: Whitsunday Wealth 0 - 55 Handicap - 1200m
 17 October 2024 - 16:11
 Track Rating: Good 4, Weather: Fine, Rail Position: True



Section	Overall	1000m	800m	600m	400m	200m
Section Times	1:11.35 [12] (0:14.20)	0:57.15 [13] (0:11.26)	0:45.89 [13] (0:11.21)	0:34.68 [13] (0:11.57)	0:23.11 [13] (0:11.38)	0:11.73 [13] (0:11.73)
Average Speed [km/h]	51.4	64.9	64.6	63.1	63.7	61.5
Top Speed [km/h]	65.5	65.9	65.9	64.5	65.2	64.2
Avg. Dist. to Rail [m]	10.7	4.4	2.3	1.9	5.7	10.2
Avg. Stride Freq. [Hz]	2.2	2.4	2.3	2.4	2.4	2.4
Avg. Stride Length [m]	6.3	7.7	7.7	7.5	7.4	7.3



- [] Ranking at each section and finish
- .-.-.- No data available at this section
- NA No data available



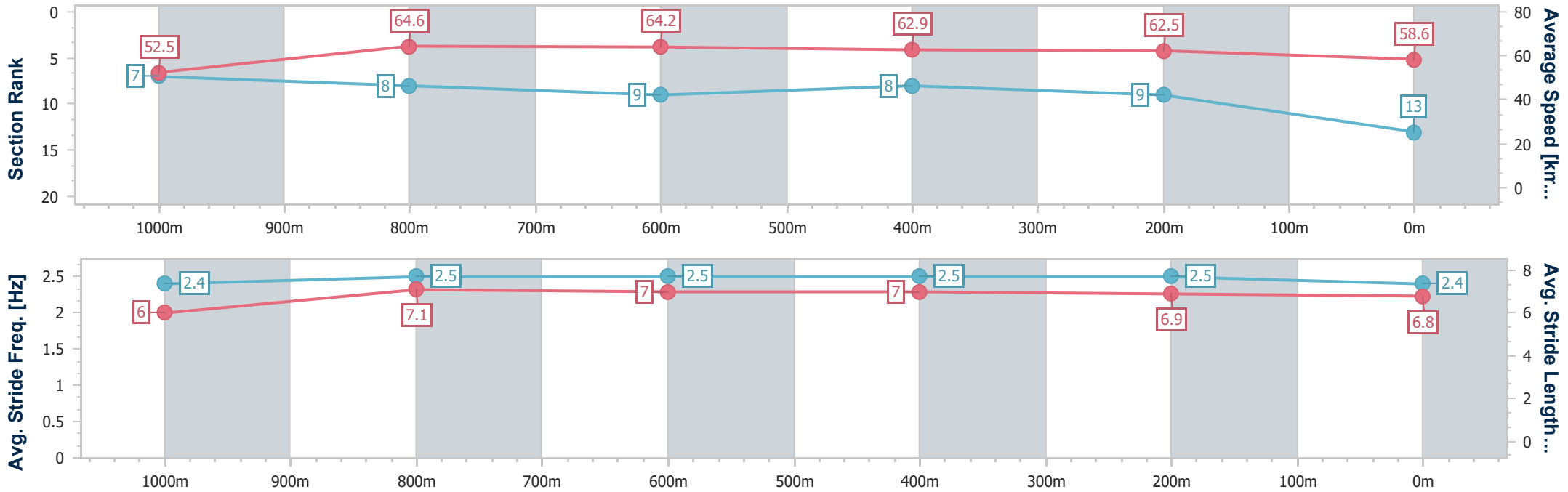
Horse/Jockey Name	Tornado Torque
Final Rank	13
Fastest Section Time (Section)	0:11.15 (1000m)
Top Speed [km/h] (Section)	68.3 (1000m)
Race State	Finished



Mackay QLD Professional
 Race 6: Whitsunday Wealth 0 - 55 Handicap - 1200m
 17 October 2024 - 16:11
 Track Rating: Good 4, Weather: Fine, Rail Position: True



Section	Overall	1000m	800m	600m	400m	200m
Section Times	1:11.67 [13] (0:13.84)	0:57.83 [7] (0:11.15)	0:46.68 [8] (0:11.24)	0:35.44 [9] (0:11.56)	0:23.88 [8] (0:11.56)	0:12.32 [9] (0:12.32)
Average Speed [km/h]	52.5	64.6	64.2	62.9	62.5	58.6
Top Speed [km/h]	64.1	68.3	67.4	64.3	63.7	61.2
Avg. Dist. to Rail [m]	7.2	0.8	1.0	1.0	3.9	6.7
Avg. Stride Freq. [Hz]	2.4	2.5	2.5	2.5	2.5	2.4
Avg. Stride Length [m]	6.0	7.1	7.0	7.0	6.9	6.8



- [] Ranking at each section and finish
- .-.- No data available at this section
- NA No data available