



Mackay QLD Professional

Race 5: Ladbrokes Yard Comments Class 2 Handicap - 1100m

17 October 2024 - 15:37



MACKAY TURF CLUB
Ooralea Racecourse

Track Rating: Good 4, Weather: Fine, Rail Position: True

Section													Last 600m					
Field Times		Overall	1000m	800m	600m	400m	200m						0:34.58					
		1:03.47 (0:07.70)	0:55.77 (0:10.57)	0:45.20 (0:10.62)	0:34.58 (0:11.25)	0:23.33 (0:11.34)	0:11.99 (0:11.99)											
Rank	TAB	Horse/Jockey	Barrier	Top Speed [km/h]	Fastest Section												Margin	Distance Travelled [m]
1	10	FLYING MAPLE Nathan Thomas	8	70.9	0:08.02	1:03.47 [1] (0:08.02)	0:55.45 [8] (0:10.65)	0:44.80 [7] (0:10.64)	0:34.16 [5] (0:10.97)	0:23.19 [3] (0:11.20)	0:11.99 [1] (0:11.99)	1:03.47	0:34.16					
2	6	LAMENTUM Ryan Wiggins	9	70.9	0:08.16	1:03.69 [2] (0:08.16)	0:55.53 [10] (0:10.68)	0:44.85 [9] (0:10.63)	0:34.22 [7] (0:11.02)	0:23.20 [4] (0:11.15)	0:12.05 [3] (0:12.05)	1.3L	0:34.22	-2				
3	14	SPEC OF SILVER Michael Murphy	2	69.5	0:07.74	1:03.78 [3] (0:07.74)	0:56.04 [3] (0:10.54)	0:45.50 [2] (0:10.67)	0:34.83 [2] (0:11.19)	0:23.64 [1] (0:11.44)	0:12.20 [2] (0:12.20)	1.8L	0:34.83	-3				
4	7	LADY MASQUERADE Olivia Kendal	5	69.8	0:08.48	1:04.12 [4] (0:08.48)	0:55.64 [12] (0:10.83)	0:44.81 [11] (0:10.64)	0:34.17 [11] (0:11.06)	0:23.11 [9] (0:11.26)	0:11.85 [7] (0:11.85)	3.8L	0:34.17	-4				
5	13	TSUNAMI FORCE Chelsea Jokic	4	70.2	0:07.89	1:04.36 [5] (0:07.89)	0:56.47 [6] (0:10.71)	0:45.76 [5] (0:10.74)	0:35.02 [6] (0:11.26)	0:23.76 [6] (0:11.39)	0:12.37 [5] (0:12.37)	5.21L	0:35.02	-6				
6	2	TRICKETEER Justin Stanley	1	69.7	0:07.78	1:04.49 [6] (0:07.78)	0:56.71 [4] (0:10.49)	0:46.22 [1] (0:10.62)	0:35.60 [1] (0:11.27)	0:24.33 [2] (0:11.67)	0:12.66 [4] (0:12.66)	5.99L	0:35.60	-5				
7	3	ANSWERING Raul Silvera Olivera	7	69.3	0:07.99	1:04.53 [7] (0:07.99)	0:56.54 [7] (0:10.80)	0:45.74 [8] (0:11.00)	0:34.74 [10] (0:11.21)	0:23.53 [8] (0:11.32)	0:12.21 [8] (0:12.21)	6.18L	0:34.74	+0				
8	8	GETTIN' LIPPY Leah Martyn	3	70.1	0:07.80	1:04.73 [8] (0:07.80)	0:56.93 [5] (0:10.57)	0:46.36 [4] (0:10.86)	0:35.50 [3] (0:11.34)	0:24.16 [5] (0:11.69)	0:12.47 [6] (0:12.47)	7.4L	0:35.50	+1				
9	11	LOVE MY LOUIS Amy Graham	10	70.0	0:08.13	1:04.93 [9] (0:08.13)	0:56.80 [9] (0:10.73)	0:46.07 [10] (0:10.92)	0:35.15 [9] (0:11.36)	0:23.79 [11] (0:11.50)	0:12.29 [11] (0:12.29)	8.56L	0:35.15	+9				
10	12	WHITTLESFORD Chris Whiteley	11	69.0	0:07.73	1:04.95 [10] (0:07.73)	0:57.22 [2] (0:10.87)	0:46.35 [5] (0:11.01)	0:35.34 [8] (0:11.41)	0:23.93 [10] (0:11.47)	0:12.46 [10] (0:12.46)	8.67L	0:35.34	+6				

Scratched: No Love Lost (#4)

[] Ranking at each section and finish
 -:-:- No data available at this section
 NA No data available

SCN Saddle cloth number
 DNF Did not finish
 DNT Did not track



Mackay QLD Professional

Race 5: Ladbrokes Yard Comments Class 2 Handicap - 1100m

17 October 2024 - 15:37



MACKAY TURF CLUB
Ooralea Racecourse

Track Rating: Good 4, Weather: Fine, Rail Position: True

Section		Overall	1000m	800m	600m	400m	200m	Last 600m					
Field Times		1:03.47 (0:07.70)	0:55.77 (0:10.57)	0:45.20 (0:10.62)	0:34.58 (0:11.25)	0:23.33 (0:11.34)	0:11.99 (0:11.99)	0:34.58					
Rank	TAB Horse/Jockey	Barrier	Top Speed [km/h]	Fastest Section	Margin							Distance Travelled [m]	
11	5 TERMINUS Justin Huxtable	6	69.2 1000m	0:07.70 Overall	1:04.98 [11] (0:07.70)	0:57.28 [1] (0:10.66)	0:46.62 [3] (0:10.92)	0:35.70 [4] (0:11.45)	0:24.25 [7] (0:11.66)	0:12.59 [9] (0:12.59)	8.87L	0:35.70	+4
12	1 FROSTIN' Tasha Chambers	12	69.0 1000m	0:08.20 Overall	1:05.11 [12] (0:08.20)	0:56.91 [11] (0:11.14)	0:45.77 [12] (0:10.69)	0:35.08 [12] (0:11.39)	0:23.69 [12] (0:11.52)	0:12.17 [12] (0:12.17)	9.63L	0:35.08	+2
13	9 NAHEIGHTKAY Jackson Murphy	13	68.5 1000m	0:08.75 Overall	1:05.52 [13] (0:08.75)	0:56.77 [13] (0:10.77)	0:46.00 [13] (0:10.78)	0:35.22 [13] (0:11.14)	0:24.08 [13] (0:11.62)	0:12.46 [13] (0:12.46)	12L	0:35.22	-3

Scratched: No Love Lost (#4)

[] Ranking at each section and finish
 -:-:-:- No data available at this section
 NA No data available

SCN Saddle cloth number
 DNF Did not finish
 DNT Did not track



Horse/Jockey Name	Flying Maple
Final Rank	1
Fastest Section Time (Section)	0:08.02 (Overall)
Top Speed [km/h] (Section)	70.9 (1000m)
Race State	Finished



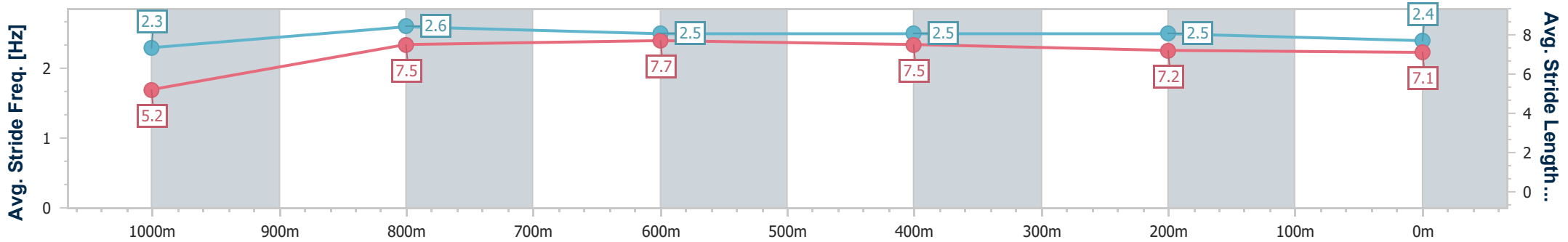
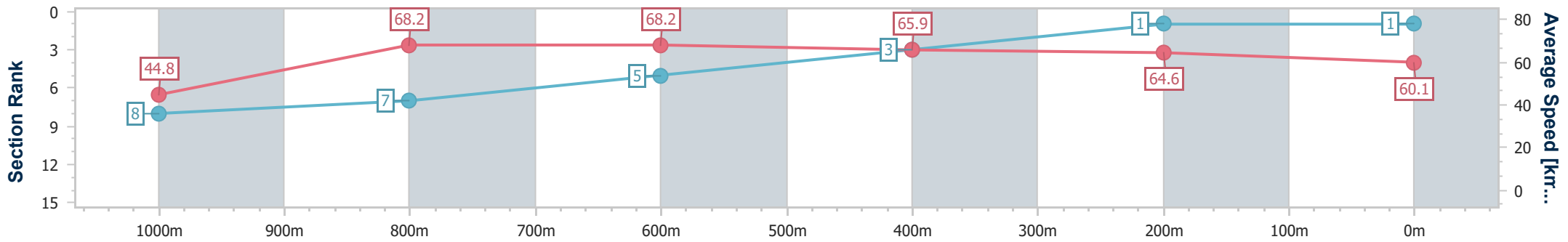
Mackay QLD Professional
Race 5: Ladbrokes Yard Comments Class 2 Handicap - 1100m



17 October 2024 - 15:37

Track Rating: Good 4, Weather: Fine, Rail Position: True

Section	Overall	1000m	800m	600m	400m	200m
Section Times	1:03.47 [1] (0:08.02)	0:55.45 [8] (0:10.65)	0:44.80 [7] (0:10.64)	0:34.16 [5] (0:10.97)	0:23.19 [3] (0:11.20)	0:11.99 [1] (0:11.99)
Average Speed [km/h]	44.8	68.2	68.2	65.9	64.6	60.1
Top Speed [km/h]	61.1	70.9	70.0	66.9	66.2	63.5
Avg. Dist. to Rail [m]	8.1	3.1	2.5	0.8	3.0	3.6
Avg. Stride Freq. [Hz]	2.3	2.6	2.5	2.5	2.5	2.4
Avg. Stride Length [m]	5.2	7.5	7.7	7.5	7.2	7.1



- [] Ranking at each section and finish
- .-.- No data available at this section
- NA No data available



Horse/Jockey Name	Lamentum
Final Rank	2
Fastest Section Time (Section)	0:08.16 (Overall)
Top Speed [km/h] (Section)	70.9 (800m)
Race State	Finished



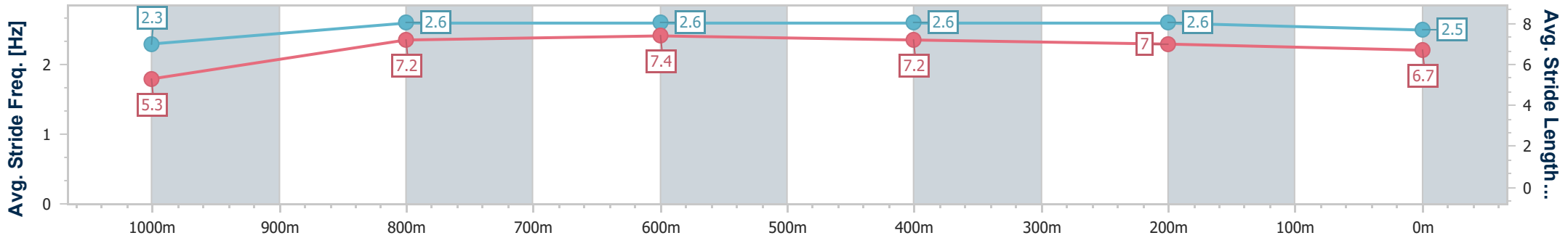
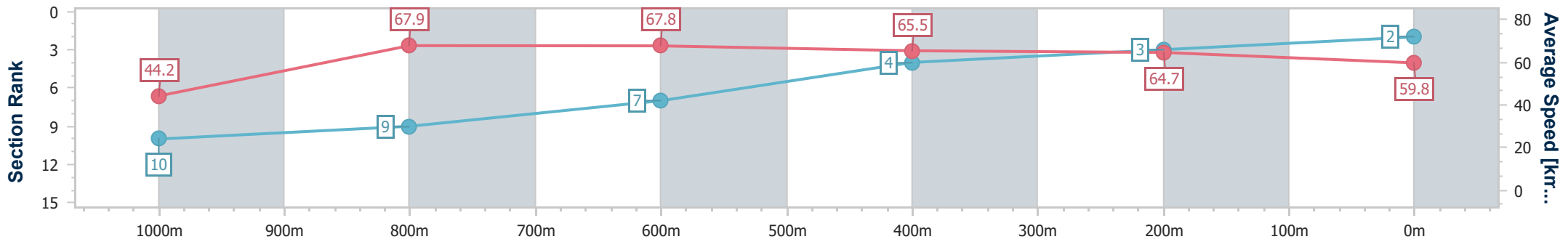
Mackay QLD Professional
Race 5: Ladbrokes Yard Comments Class 2 Handicap - 1100m



17 October 2024 - 15:37

Track Rating: Good 4, Weather: Fine, Rail Position: True

Section	Overall	1000m	800m	600m	400m	200m
Section Times	1:03.69 [2] (0:08.16)	0:55.53 [10] (0:10.68)	0:44.85 [9] (0:10.63)	0:34.22 [7] (0:11.02)	0:23.20 [4] (0:11.15)	0:12.05 [3] (0:12.05)
Average Speed [km/h]	44.2	67.9	67.8	65.5	64.7	59.8
Top Speed [km/h]	62.3	70.6	70.9	67.6	66.1	63.9
Avg. Dist. to Rail [m]	8.0	2.9	1.2	0.3	2.9	4.1
Avg. Stride Freq. [Hz]	2.3	2.6	2.6	2.6	2.6	2.5
Avg. Stride Length [m]	5.3	7.2	7.4	7.2	7.0	6.7



- [] Ranking at each section and finish
- .-.- No data available at this section
- NA No data available



Horse/Jockey Name	Spec Of Silver
Final Rank	3
Fastest Section Time (Section)	0:07.74 (Overall)
Top Speed [km/h] (Section)	69.5 (1000m)
Race State	Finished



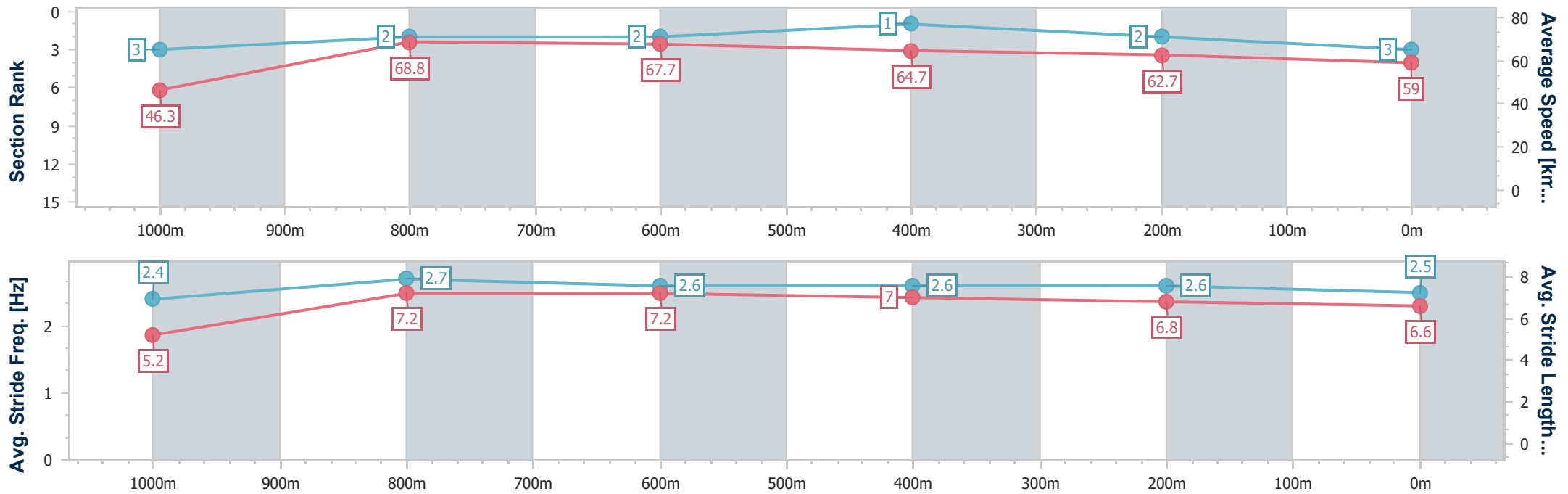
Mackay QLD Professional
Race 5: Ladbrokes Yard Comments Class 2 Handicap - 1100m



17 October 2024 - 15:37

Track Rating: Good 4, Weather: Fine, Rail Position: True

Section	Overall	1000m	800m	600m	400m	200m
Section Times	1:03.78 [3] (0:07.74)	0:56.04 [3] (0:10.54)	0:45.50 [2] (0:10.67)	0:34.83 [2] (0:11.19)	0:23.64 [1] (0:11.44)	0:12.20 [2]
Average Speed [km/h]	46.3	68.8	67.7	64.7	62.7	59.0
Top Speed [km/h]	65.8	69.5	68.4	66.7	63.8	62.4
Avg. Dist. to Rail [m]	3.2	1.6	1.5	0.6	0.8	1.5
Avg. Stride Freq. [Hz]	2.4	2.7	2.6	2.6	2.6	2.5
Avg. Stride Length [m]	5.2	7.2	7.2	7.0	6.8	6.6



- [] Ranking at each section and finish
- .-.- No data available at this section
- NA No data available



Horse/Jockey Name	Lady Masquerade
Final Rank	4
Fastest Section Time (Section)	0:08.48 (Overall)
Top Speed [km/h] (Section)	69.8 (800m)
Race State	Finished



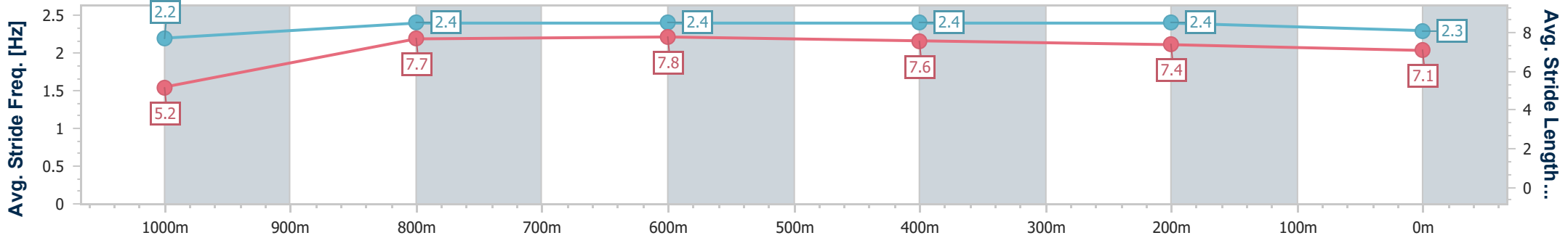
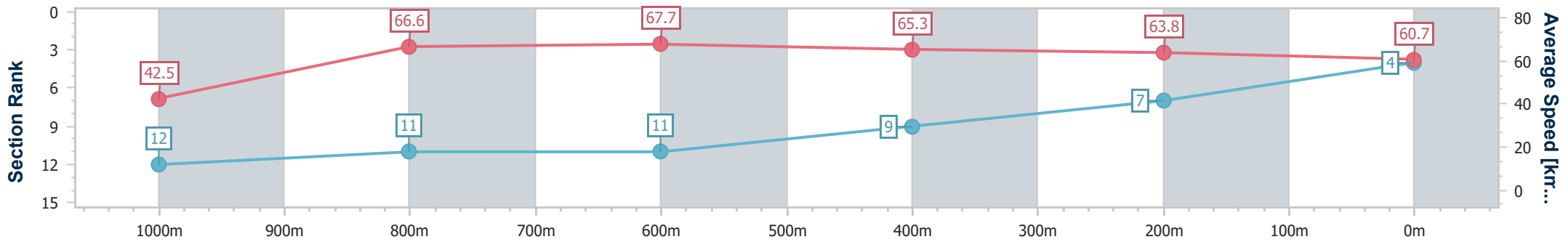
Mackay QLD Professional
Race 5: Ladbrokes Yard Comments Class 2 Handicap - 1100m



17 October 2024 - 15:37

Track Rating: Good 4, Weather: Fine, Rail Position: True

Section	Overall	1000m	800m	600m	400m	200m
Section Times	1:04.12 [4] (0:08.48)	0:55.64 [12] (0:10.83)	0:44.81 [11] (0:10.64)	0:34.17 [11] (0:11.06)	0:23.11 [9] (0:11.26)	0:11.85 [7] (0:11.85)
Average Speed [km/h]	42.5	66.6	67.7	65.3	63.8	60.7
Top Speed [km/h]	61.2	69.8	69.8	67.1	64.7	64.9
Avg. Dist. to Rail [m]	4.3	0.9	1.1	0.3	0.6	1.8
Avg. Stride Freq. [Hz]	2.2	2.4	2.4	2.4	2.4	2.3
Avg. Stride Length [m]	5.2	7.7	7.8	7.6	7.4	7.1



- [] Ranking at each section and finish
- .-.- No data available at this section
- NA No data available



Horse/Jockey Name	Tsunami Force
Final Rank	5
Fastest Section Time (Section)	0:07.89 (Overall)
Top Speed [km/h] (Section)	70.2 (1000m)
Race State	Finished



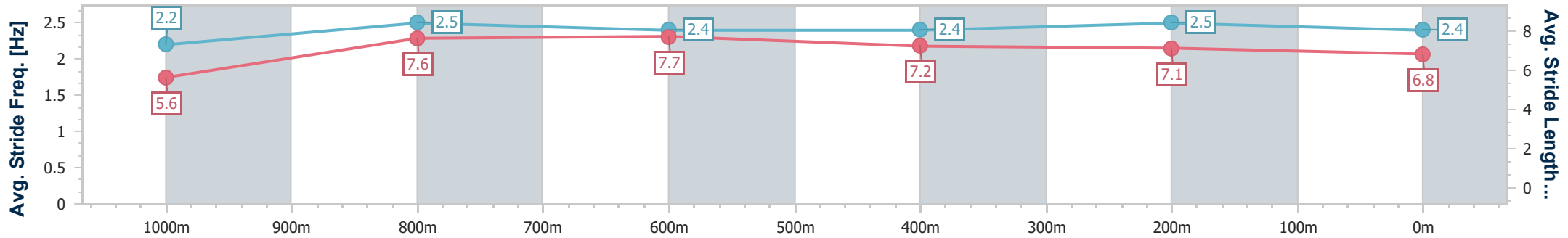
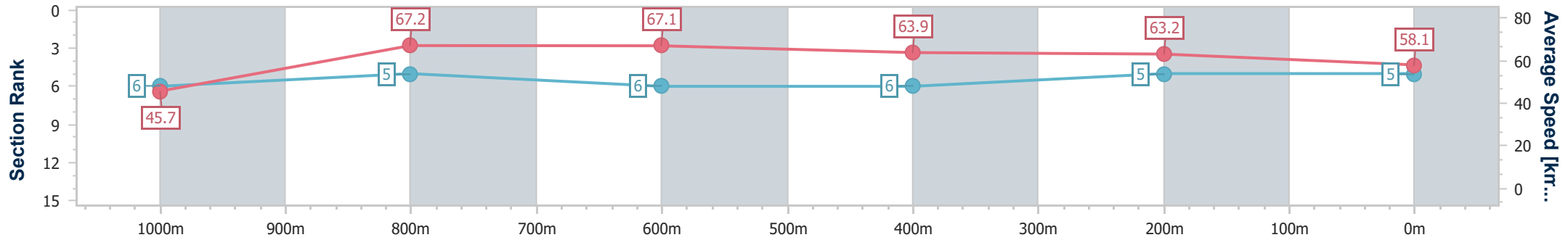
Mackay QLD Professional
Race 5: Ladbrokes Yard Comments Class 2 Handicap - 1100m



17 October 2024 - 15:37

Track Rating: Good 4, Weather: Fine, Rail Position: True

Section	Overall	1000m	800m	600m	400m	200m
Section Times	1:04.36 [5] (0:07.89)	0:56.47 [6] (0:10.71)	0:45.76 [5] (0:10.74)	0:35.02 [6] (0:11.26)	0:23.76 [6] (0:11.39)	0:12.37 [5] (0:12.37)
Average Speed [km/h]	45.7	67.2	67.1	63.9	63.2	58.1
Top Speed [km/h]	60.8	70.2	70.1	65.5	64.3	61.7
Avg. Dist. to Rail [m]	4.0	0.7	0.4	0.3	2.3	4.4
Avg. Stride Freq. [Hz]	2.2	2.5	2.4	2.4	2.5	2.4
Avg. Stride Length [m]	5.6	7.6	7.7	7.2	7.1	6.8



- [] Ranking at each section and finish
- .-.- No data available at this section
- NA No data available



Horse/Jockey Name	Tricketeer
Final Rank	6
Fastest Section Time (Section)	0:07.78 (Overall)
Top Speed [km/h] (Section)	69.7 (1000m)
Race State	Finished



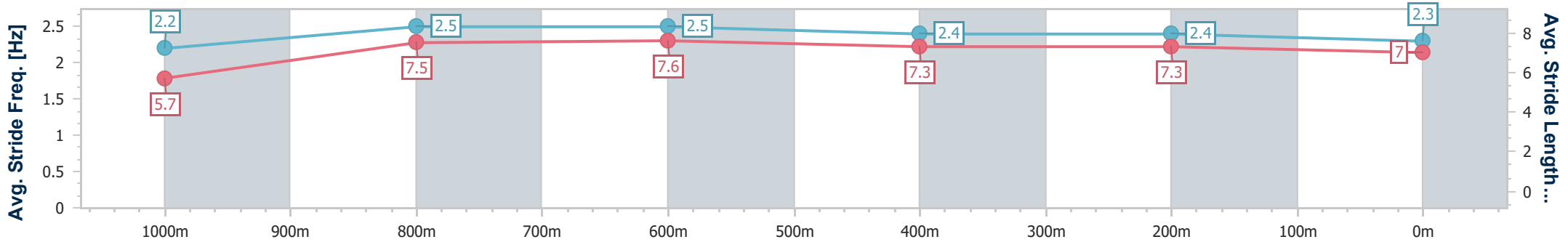
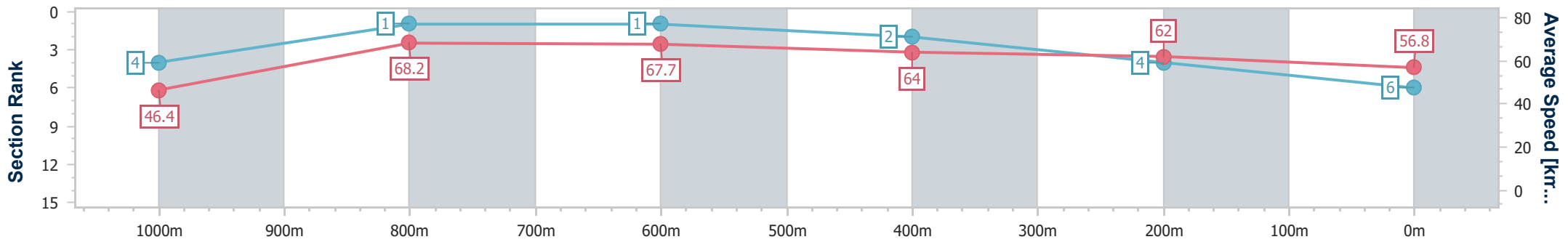
Mackay QLD Professional
Race 5: Ladbrokes Yard Comments Class 2 Handicap - 1100m



17 October 2024 - 15:37

Track Rating: Good 4, Weather: Fine, Rail Position: True

Section	Overall	1000m	800m	600m	400m	200m
Section Times	1:04.49 [6] (0:07.78)	0:56.71 [4] (0:10.49)	0:46.22 [1] (0:10.62)	0:35.60 [1] (0:11.27)	0:24.33 [2] (0:11.67)	0:12.66 [4] (0:12.66)
Average Speed [km/h]	46.4	68.2	67.7	64.0	62.0	56.8
Top Speed [km/h]	65.0	69.7	69.2	65.9	63.4	60.3
Avg. Dist. to Rail [m]	0.7	1.3	0.4	0.5	0.6	0.9
Avg. Stride Freq. [Hz]	2.2	2.5	2.5	2.4	2.4	2.3
Avg. Stride Length [m]	5.7	7.5	7.6	7.3	7.3	7.0



- [] Ranking at each section and finish
- .-.- No data available at this section
- NA No data available



Horse/Jockey Name	Answering
Final Rank	7
Fastest Section Time (Section)	0:07.99 (Overall)
Top Speed [km/h] (Section)	69.3 (1000m)
Race State	Finished



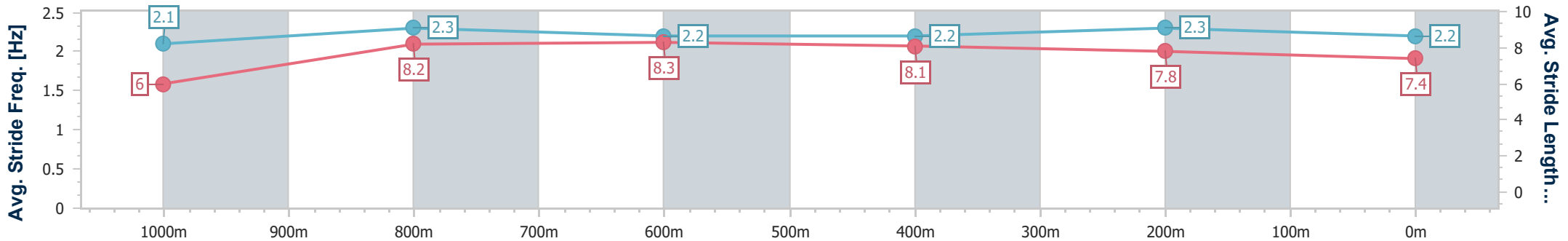
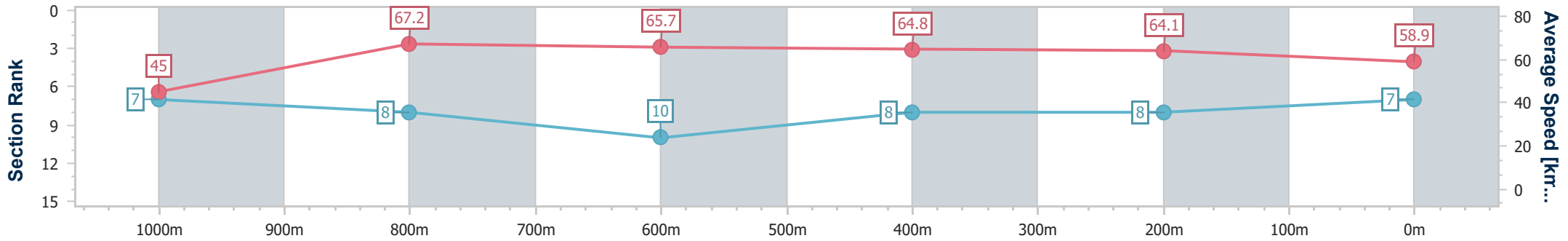
Mackay QLD Professional
Race 5: Ladbrokes Yard Comments Class 2 Handicap - 1100m



17 October 2024 - 15:37

Track Rating: Good 4, Weather: Fine, Rail Position: True

Section	Overall	1000m	800m	600m	400m	200m
Section Times	1:04.53 [7] (0:07.99)	0:56.54 [7] (0:10.80)	0:45.74 [8] (0:11.00)	0:34.74 [10] (0:11.21)	0:23.53 [8] (0:11.32)	0:12.21 [8] (0:12.21)
Average Speed [km/h]	45.0	67.2	65.7	64.8	64.1	58.9
Top Speed [km/h]	63.3	69.3	67.8	65.5	64.6	62.5
Avg. Dist. to Rail [m]	5.4	2.3	2.4	1.2	2.3	3.1
Avg. Stride Freq. [Hz]	2.1	2.3	2.2	2.2	2.3	2.2
Avg. Stride Length [m]	6.0	8.2	8.3	8.1	7.8	7.4



- [] Ranking at each section and finish
- .-.- No data available at this section
- NA No data available



Horse/Jockey Name	Gettin' Lippy
Final Rank	8
Fastest Section Time (Section)	0:07.80 (Overall)
Top Speed [km/h] (Section)	70.1 (1000m)
Race State	Finished



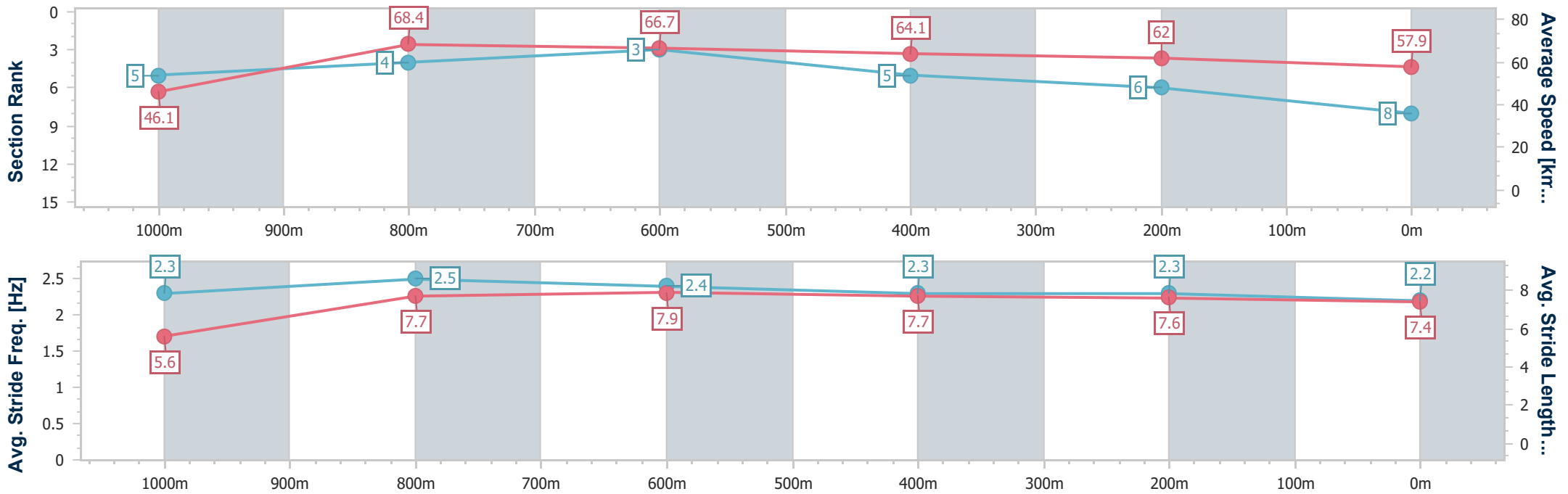
Mackay QLD Professional
Race 5: Ladbrokes Yard Comments Class 2 Handicap - 1100m



17 October 2024 - 15:37

Track Rating: Good 4, Weather: Fine, Rail Position: True

Section	Overall	1000m	800m	600m	400m	200m
Section Times	1:04.73 [8] (0:07.80)	0:56.93 [5] (0:10.57)	0:46.36 [4] (0:10.86)	0:35.50 [3] (0:11.34)	0:24.16 [5] (0:11.69)	0:12.47 [6]
Average Speed [km/h]	46.1	68.4	66.7	64.1	62.0	57.9
Top Speed [km/h]	65.8	70.1	68.6	66.0	62.8	60.9
Avg. Dist. to Rail [m]	4.7	1.9	1.8	1.6	3.6	4.5
Avg. Stride Freq. [Hz]	2.3	2.5	2.4	2.3	2.3	2.2
Avg. Stride Length [m]	5.6	7.7	7.9	7.7	7.6	7.4



- [] Ranking at each section and finish
- .-.- No data available at this section
- NA No data available



Horse/Jockey Name	Love My Louis
Final Rank	9
Fastest Section Time (Section)	0:08.13 (Overall)
Top Speed [km/h] (Section)	70.0 (1000m)
Race State	Finished



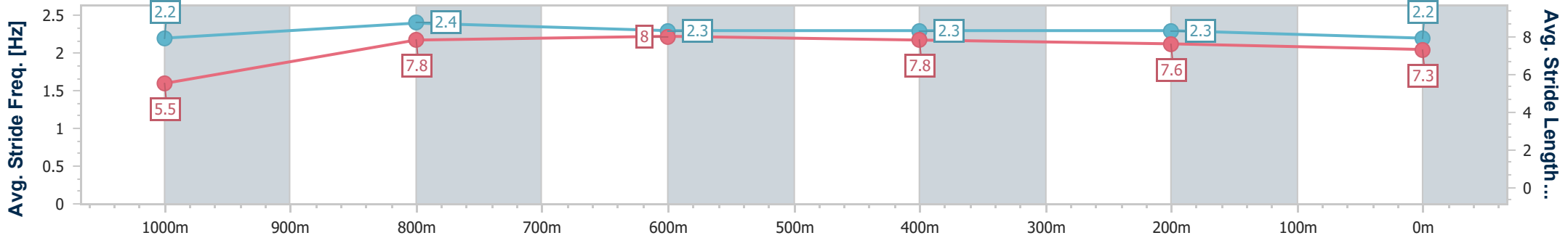
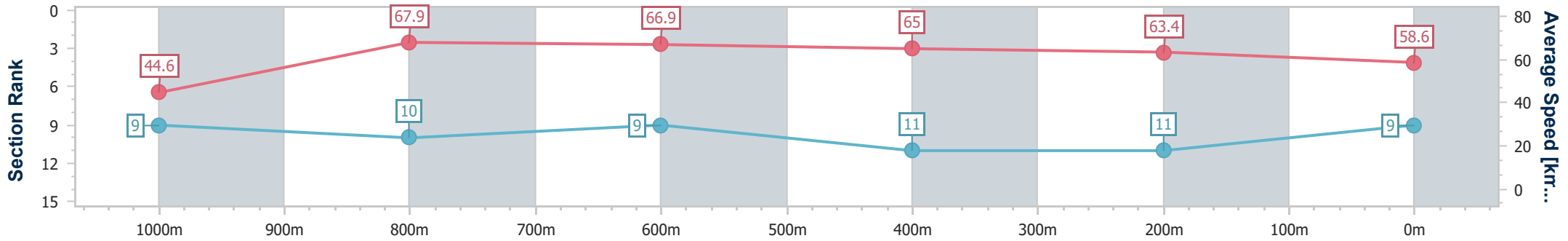
Mackay QLD Professional
Race 5: Ladbrokes Yard Comments Class 2 Handicap - 1100m



17 October 2024 - 15:37

Track Rating: Good 4, Weather: Fine, Rail Position: True

Section	Overall	1000m	800m	600m	400m	200m
Section Times	1:04.93 [9] (0:08.13)	0:56.80 [9] (0:10.73)	0:46.07 [10] (0:10.92)	0:35.15 [9] (0:11.36)	0:23.79 [11] (0:11.50)	0:12.29 [11] (0:12.29)
Average Speed [km/h]	44.6	67.9	66.9	65.0	63.4	58.6
Top Speed [km/h]	63.7	70.0	69.5	66.0	65.3	61.8
Avg. Dist. to Rail [m]	9.4	4.8	4.5	3.4	7.4	9.2
Avg. Stride Freq. [Hz]	2.2	2.4	2.3	2.3	2.3	2.2
Avg. Stride Length [m]	5.5	7.8	8.0	7.8	7.6	7.3



- [] Ranking at each section and finish
- .-.- No data available at this section
- NA No data available



Horse/Jockey Name	Whittlesford
Final Rank	10
Fastest Section Time (Section)	0:07.73 (Overall)
Top Speed [km/h] (Section)	69.0 (1000m)
Race State	Finished



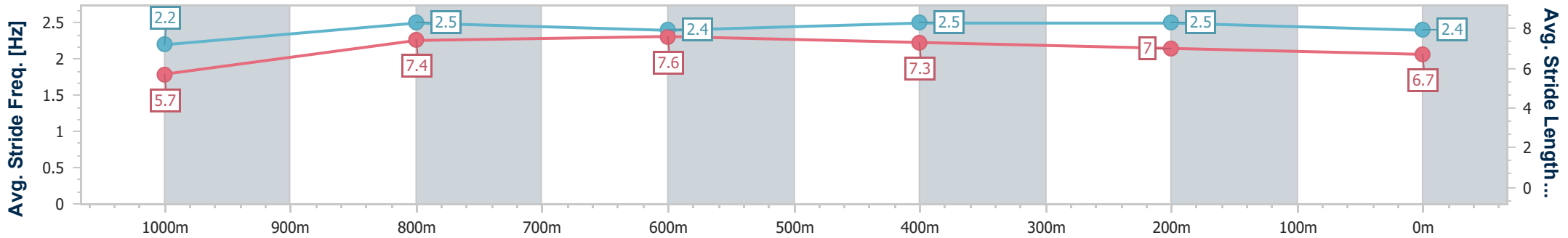
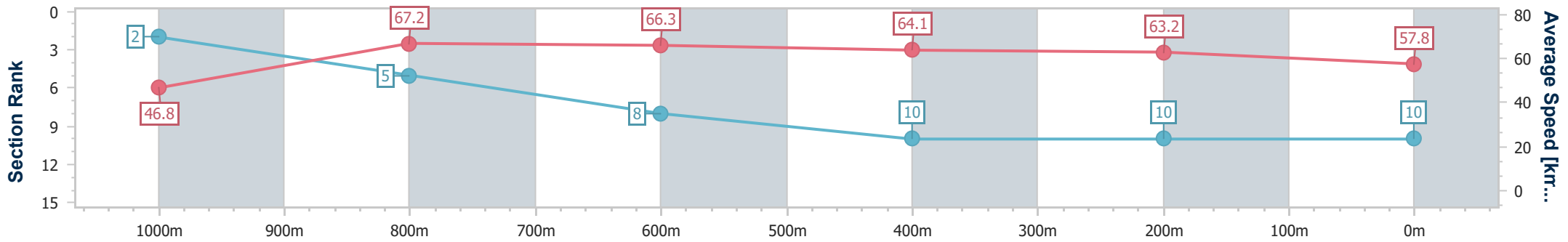
Mackay QLD Professional
Race 5: Ladbrokes Yard Comments Class 2 Handicap - 1100m



17 October 2024 - 15:37

Track Rating: Good 4, Weather: Fine, Rail Position: True

Section	Overall	1000m	800m	600m	400m	200m
Section Times	1:04.95 [10] (0:07.73)	0:57.22 [2] (0:10.87)	0:46.35 [5] (0:11.01)	0:35.34 [8] (0:11.41)	0:23.93 [10] (0:11.47)	0:12.46 [10] (0:12.46)
Average Speed [km/h]	46.8	67.2	66.3	64.1	63.2	57.8
Top Speed [km/h]	64.5	69.0	69.0	65.4	66.9	66.9
Avg. Dist. to Rail [m]	9.9	5.1	4.1	2.1	5.3	7.4
Avg. Stride Freq. [Hz]	2.2	2.5	2.4	2.5	2.5	2.4
Avg. Stride Length [m]	5.7	7.4	7.6	7.3	7.0	6.7



- [] Ranking at each section and finish
- .-.- No data available at this section
- NA No data available



Horse/Jockey Name	Terminus
Final Rank	11
Fastest Section Time (Section)	0:07.70 (Overall)
Top Speed [km/h] (Section)	69.2 (1000m)
Race State	Finished



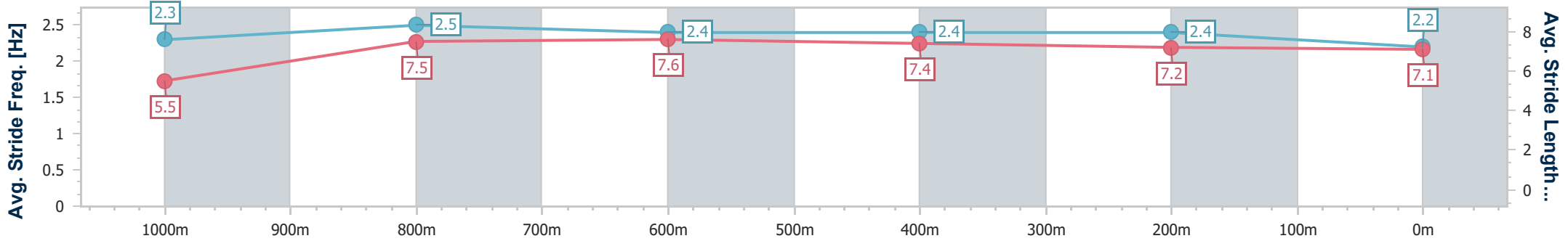
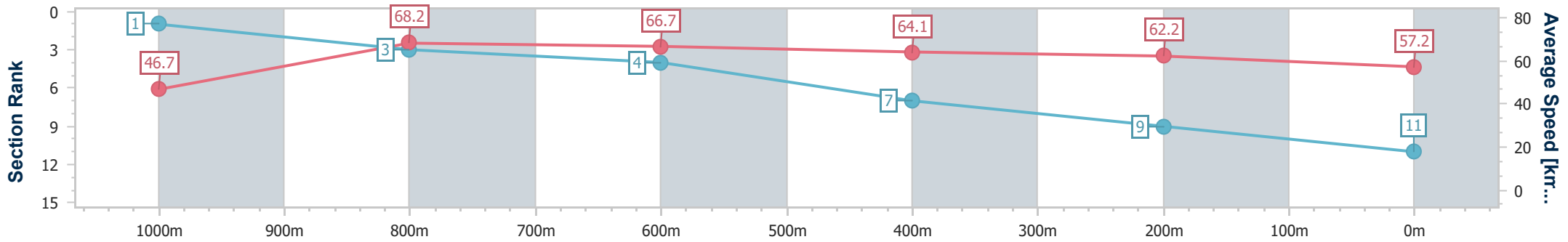
Mackay QLD Professional
Race 5: Ladbrokes Yard Comments Class 2 Handicap - 1100m



17 October 2024 - 15:37

Track Rating: Good 4, Weather: Fine, Rail Position: True

Section	Overall	1000m	800m	600m	400m	200m
Section Times	1:04.98 [11] (0:07.70)	0:57.28 [1] (0:10.66)	0:46.62 [3] (0:10.92)	0:35.70 [4] (0:11.45)	0:24.25 [7] (0:11.66)	0:12.59 [9] (0:12.59)
Average Speed [km/h]	46.7	68.2	66.7	64.1	62.2	57.2
Top Speed [km/h]	65.9	69.2	67.5	65.7	64.0	60.6
Avg. Dist. to Rail [m]	5.8	3.6	3.0	2.6	4.8	4.6
Avg. Stride Freq. [Hz]	2.3	2.5	2.4	2.4	2.4	2.2
Avg. Stride Length [m]	5.5	7.5	7.6	7.4	7.2	7.1



- [] Ranking at each section and finish
- .-.- No data available at this section
- NA No data available



Horse/Jockey Name	Frostin'
Final Rank	12
Fastest Section Time (Section)	0:08.20 (Overall)
Top Speed [km/h] (Section)	69.0 (1000m)
Race State	Finished



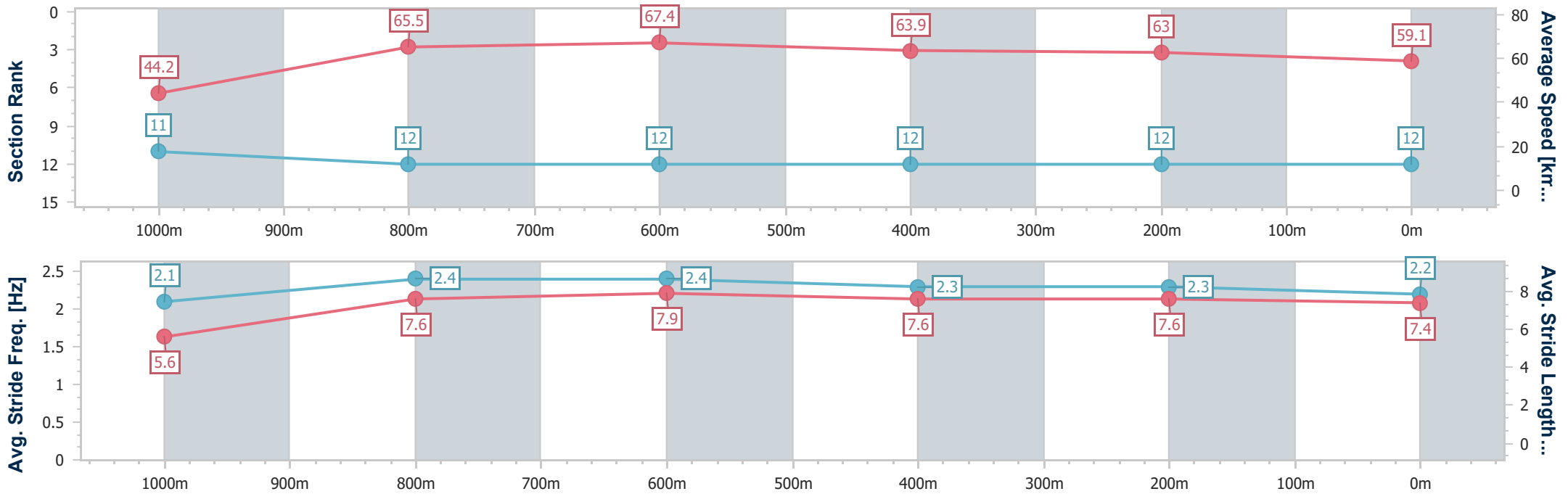
Mackay QLD Professional
Race 5: Ladbrokes Yard Comments Class 2 Handicap - 1100m



17 October 2024 - 15:37

Track Rating: Good 4, Weather: Fine, Rail Position: True

Section	Overall	1000m	800m	600m	400m	200m
Section Times	1:05.11 [12] (0:08.20)	0:56.91 [11] (0:11.14)	0:45.77 [12] (0:10.69)	0:35.08 [12] (0:11.39)	0:23.69 [12] (0:11.52)	0:12.17 [12] (0:12.17)
Average Speed [km/h]	44.2	65.5	67.4	63.9	63.0	59.1
Top Speed [km/h]	60.5	69.0	68.5	66.2	63.6	62.2
Avg. Dist. to Rail [m]	11.5	4.6	2.0	1.4	4.0	4.0
Avg. Stride Freq. [Hz]	2.1	2.4	2.4	2.3	2.3	2.2
Avg. Stride Length [m]	5.6	7.6	7.9	7.6	7.6	7.4



- [] Ranking at each section and finish
- .-.- No data available at this section
- NA No data available



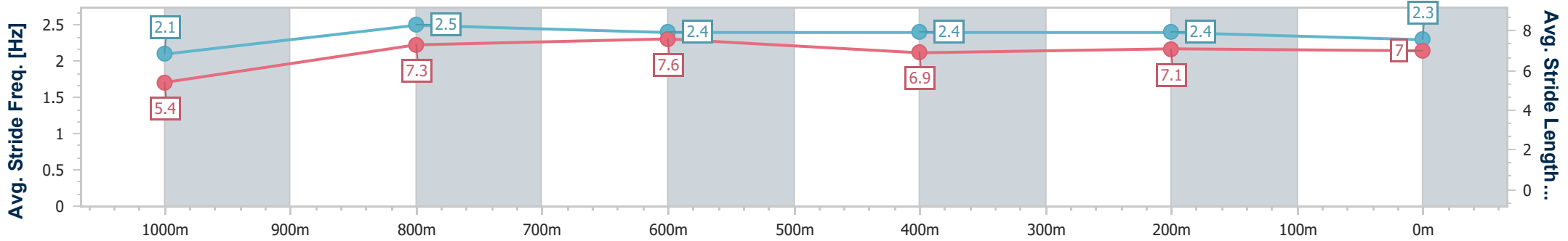
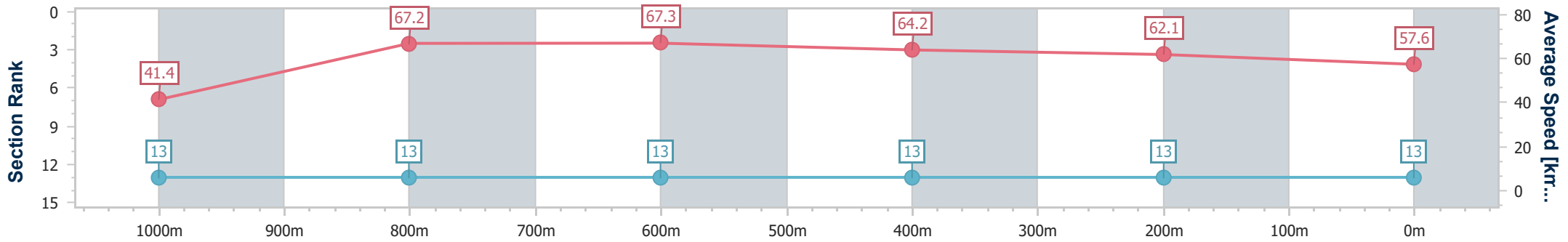
Horse/Jockey Name	Naheightkay
Final Rank	13
Fastest Section Time (Section)	0:08.75 (Overall)
Top Speed [km/h] (Section)	68.5 (1000m)
Race State	Finished



Mackay QLD Professional
 Race 5: Ladbrokes Yard Comments Class 2 Handicap - 1100m
 17 October 2024 - 15:37
 Track Rating: Good 4, Weather: Fine, Rail Position: True



Section	Overall	1000m	800m	600m	400m	200m
Section Times	1:05.52 [13] (0:08.75)	0:56.77 [13] (0:10.77)	0:46.00 [13] (0:10.78)	0:35.22 [13] (0:11.14)	0:24.08 [13] (0:11.62)	0:12.46 [13] (0:12.46)
Average Speed [km/h]	41.4	67.2	67.3	64.2	62.1	57.6
Top Speed [km/h]	62.8	68.5	68.5	65.2	64.0	61.1
Avg. Dist. to Rail [m]	10.5	2.4	1.7	0.6	1.2	2.5
Avg. Stride Freq. [Hz]	2.1	2.5	2.4	2.4	2.4	2.3
Avg. Stride Length [m]	5.4	7.3	7.6	6.9	7.1	7.0



- [] Ranking at each section and finish
- .-.- No data available at this section
- NA No data available