



Mackay QLD Professional

Race 4: Book for Melb Cup Tues 5th Nov Maiden Handicap - 1100m

17 October 2024 - 14:57



MACKAY TURF CLUB
Ooralea Racecourse

Track Rating: Good 4, Weather: Fine, Rail Position: True

Section													Last 600m	
Field Times		Overall	1000m	800m	600m	400m	200m						0:35.11	
		1:03.63 (0:07.70)	0:55.93 (0:10.41)	0:45.52 (0:10.41)	0:35.11 (0:11.14)	0:23.97 (0:11.68)	0:12.29 (0:12.29)							
Rank	TAB	Horse/Jockey	Barrier	Top Speed [km/h]	Fastest Section							Margin	Distance Travelled [m]	
1	4	OBLIGATED Sean Cormack	7	70.1 800m	0:07.88 Overall	1:03.63 [1] (0:07.88)	0:55.75 [4] (0:10.53)	0:45.22 [4] (0:10.50)	0:34.72 [3] (0:11.13)	0:23.59 [3] (0:11.35)	0:12.24 [2] (0:12.24)	1:03.63	0:34.72	
2	7	FLY TRAP Tasha Chambers	3	69.1 1000m	0:08.06 Overall	1:03.90 [2] (0:08.06)	0:55.84 [6] (0:10.71)	0:45.13 [6] (0:10.61)	0:34.52 [6] (0:11.03)	0:23.49 [5] (0:11.36)	0:12.13 [4] (0:12.13)	1.56L	0:34.52	-6
3	1	BIGCAT McKenzie Apel	10	70.6 1000m	0:07.81 Overall	1:04.06 [3] (0:07.81)	0:56.25 [2] (0:10.33)	0:45.92 [2] (0:10.38)	0:35.54 [1] (0:11.14)	0:24.40 [1] (0:11.68)	0:12.72 [1] (0:12.72)	2.51L	0:35.54	-1
4	3	BLUE TOES Michael Murphy	9	69.9 1000m	0:07.70 Overall	1:04.89 [4] (0:07.70)	0:57.19 [1] (0:10.41)	0:46.78 [1] (0:10.69)	0:36.09 [2] (0:11.02)	0:25.07 [2] (0:11.75)	0:13.32 [3] (0:13.32)	7.43L	0:36.09	-2
5	2	COPPABELLA ROAD Nathan Thomas	4	69.8 1000m	0:07.82 Overall	1:04.93 [5] (0:07.82)	0:57.11 [3] (0:10.51)	0:46.60 [3] (0:10.67)	0:35.93 [4] (0:11.26)	0:24.67 [4] (0:11.73)	0:12.94 [5] (0:12.94)	7.66L	0:35.93	-3
6	6	POPPY'S PRIDE Georgina Cartwright	11	69.6 1000m	0:07.95 Overall	1:04.98 [6] (0:07.95)	0:57.03 [5] (0:10.68)	0:46.35 [5] (0:10.71)	0:35.64 [5] (0:11.50)	0:24.14 [7] (0:11.73)	0:12.41 [7] (0:12.41)	7.92L	0:35.64	+5
7	10	MY PEPPERJACK Amy Graham	2	68.0 1000m	0:08.12 Overall	1:05.00 [7] (0:08.12)	0:56.88 [7] (0:10.90)	0:45.98 [7] (0:10.67)	0:35.31 [7] (0:11.04)	0:24.27 [6] (0:11.82)	0:12.45 [6] (0:12.45)	8.05L	0:35.31	-7
8	9	LADY DE VEGA Chelsea Jovic	8	69.4 800m	0:08.15 Overall	1:05.04 [8] (0:08.15)	0:56.89 [8] (0:10.89)	0:46.00 [8] (0:10.80)	0:35.20 [8] (0:11.29)	0:23.91 [8] (0:11.68)	0:12.23 [8] (0:12.23)	8.28L	0:35.20	-1
9	11	PRIDE AN' JOY Adam Sewell	6	67.9 800m	0:08.43 Overall	1:05.25 [9] (0:08.43)	0:56.82 [10] (0:11.18)	0:45.64 [10] (0:10.87)	0:34.77 [10] (0:11.18)	0:23.59 [9] (0:11.44)	0:12.15 [9] (0:12.15)	9.54L	0:34.77	+1
10	12	TOHUKU Leah Martyn	5	67.9 800m	0:08.21 Overall	1:05.67 [10] (0:08.21)	0:57.46 [9] (0:11.20)	0:46.26 [9] (0:10.91)	0:35.35 [9] (0:11.37)	0:23.98 [10] (0:11.51)	0:12.47 [10] (0:12.47)	11.99L	0:35.35	-1

Scratched: Fairybower Flyer (#8), Spitzberg (#5)

[] Ranking at each section and finish
 -:-:- No data available at this section
 NA No data available

SCN Saddle cloth number
 DNF Did not finish
 DNT Did not track



Horse/Jockey Name	Obligated
Final Rank	1
Fastest Section Time (Section)	0:07.88 (Overall)
Top Speed [km/h] (Section)	70.1 (800m)
Race State	Finished



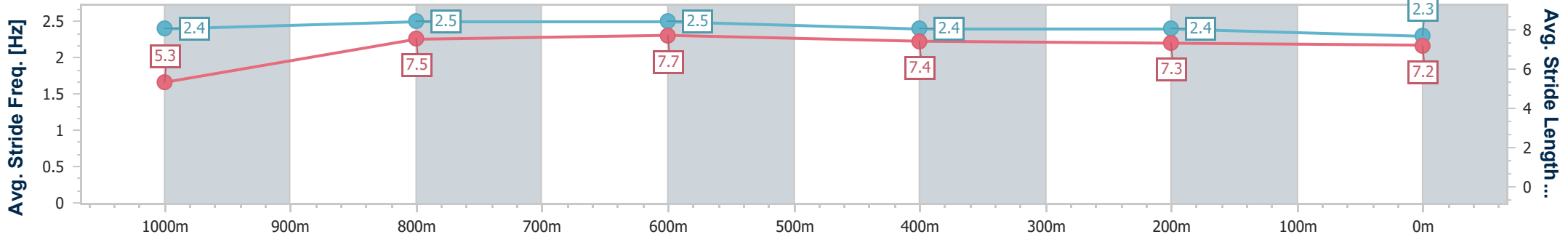
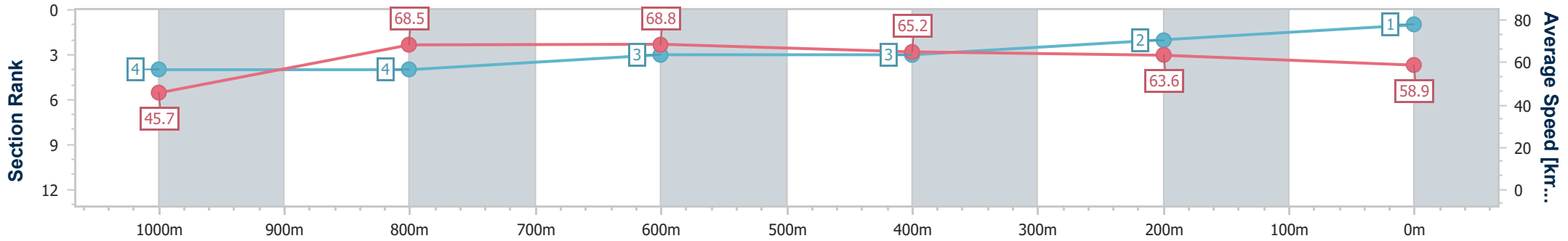
Mackay QLD Professional
Race 4: Book for Melb Cup Tues 5th Nov Maiden Handicap - 1100m



17 October 2024 - 14:57

Track Rating: Good 4, Weather: Fine, Rail Position: True

Section	Overall	1000m	800m	600m	400m	200m
Section Times	1:03.63 [1] (0:07.88)	0:55.75 [4] (0:10.53)	0:45.22 [4] (0:10.50)	0:34.72 [3] (0:11.13)	0:23.59 [3] (0:11.35)	0:12.24 [2] (0:12.24)
Average Speed [km/h]	45.7	68.5	68.8	65.2	63.6	58.9
Top Speed [km/h]	65.2	70.1	70.1	66.5	65.4	62.9
Avg. Dist. to Rail [m]	6.4	1.8	1.0	0.8	3.1	4.1
Avg. Stride Freq. [Hz]	2.4	2.5	2.5	2.4	2.4	2.3
Avg. Stride Length [m]	5.3	7.5	7.7	7.4	7.3	7.2



- [] Ranking at each section and finish
- .-.- No data available at this section
- NA No data available



Horse/Jockey Name	Fly Trap
Final Rank	2
Fastest Section Time (Section)	0:08.06 (Overall)
Top Speed [km/h] (Section)	69.1 (1000m)
Race State	Finished



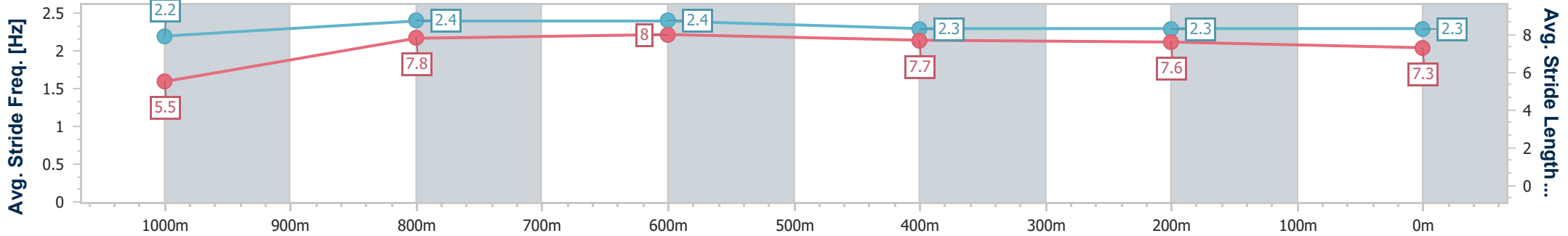
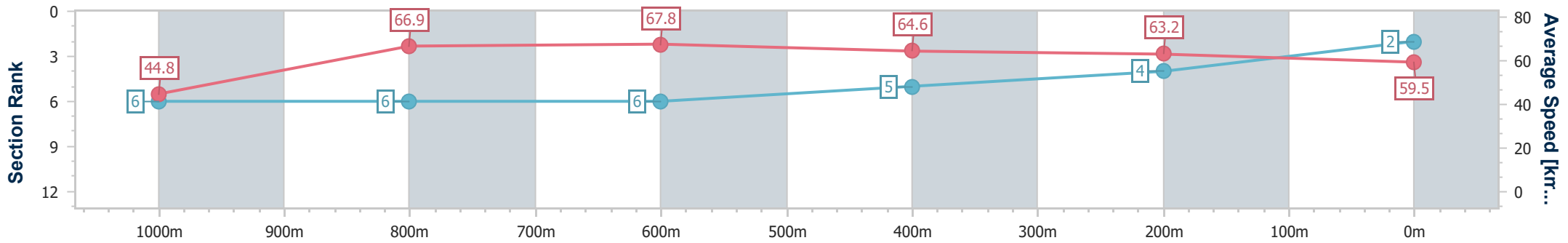
Mackay QLD Professional
Race 4: Book for Melb Cup Tues 5th Nov Maiden Handicap - 1100m



17 October 2024 - 14:57

Track Rating: Good 4, Weather: Fine, Rail Position: True

Section	Overall	1000m	800m	600m	400m	200m
Section Times	1:03.90 [2] (0:08.06)	0:55.84 [6] (0:10.71)	0:45.13 [6] (0:10.61)	0:34.52 [6] (0:11.03)	0:23.49 [5] (0:11.36)	0:12.13 [4] (0:12.13)
Average Speed [km/h]	44.8	66.9	67.8	64.6	63.2	59.5
Top Speed [km/h]	63.8	69.1	69.0	65.5	64.6	62.0
Avg. Dist. to Rail [m]	2.0	0.6	0.5	1.2	1.4	4.2
Avg. Stride Freq. [Hz]	2.2	2.4	2.4	2.3	2.3	2.3
Avg. Stride Length [m]	5.5	7.8	8.0	7.7	7.6	7.3



- [] Ranking at each section and finish
- .-.- No data available at this section
- NA No data available



Horse/Jockey Name	Bigcat
Final Rank	3
Fastest Section Time (Section)	0:07.81 (Overall)
Top Speed [km/h] (Section)	70.6 (1000m)
Race State	Finished



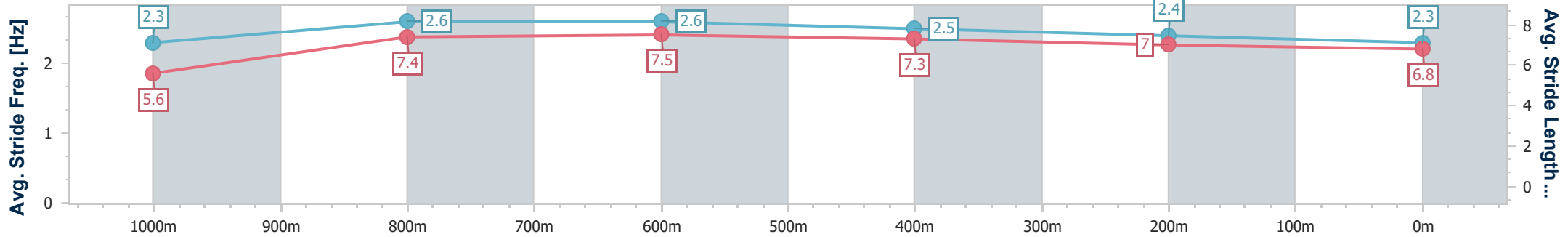
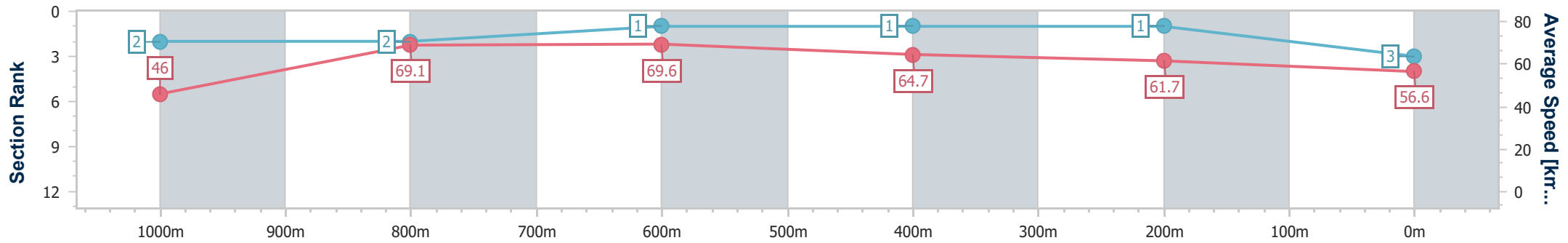
Mackay QLD Professional
Race 4: Book for Melb Cup Tues 5th Nov Maiden Handicap - 1100m



17 October 2024 - 14:57

Track Rating: Good 4, Weather: Fine, Rail Position: True

Section	Overall	1000m	800m	600m	400m	200m
Section Times	1:04.06 [3] (0:07.81)	0:56.25 [2] (0:10.33)	0:45.92 [2] (0:10.38)	0:35.54 [1] (0:11.14)	0:24.40 [1] (0:11.68)	0:12.72 [1] (0:12.72)
Average Speed [km/h]	46.0	69.1	69.6	64.7	61.7	56.6
Top Speed [km/h]	66.4	70.6	70.4	67.7	63.6	59.3
Avg. Dist. to Rail [m]	9.3	2.3	1.6	0.4	1.4	3.4
Avg. Stride Freq. [Hz]	2.3	2.6	2.6	2.5	2.4	2.3
Avg. Stride Length [m]	5.6	7.4	7.5	7.3	7.0	6.8



- [] Ranking at each section and finish
- .-.- No data available at this section
- NA No data available



Horse/Jockey Name	Blue Toes
Final Rank	4
Fastest Section Time (Section)	0:07.70 (Overall)
Top Speed [km/h] (Section)	69.9 (1000m)
Race State	Finished



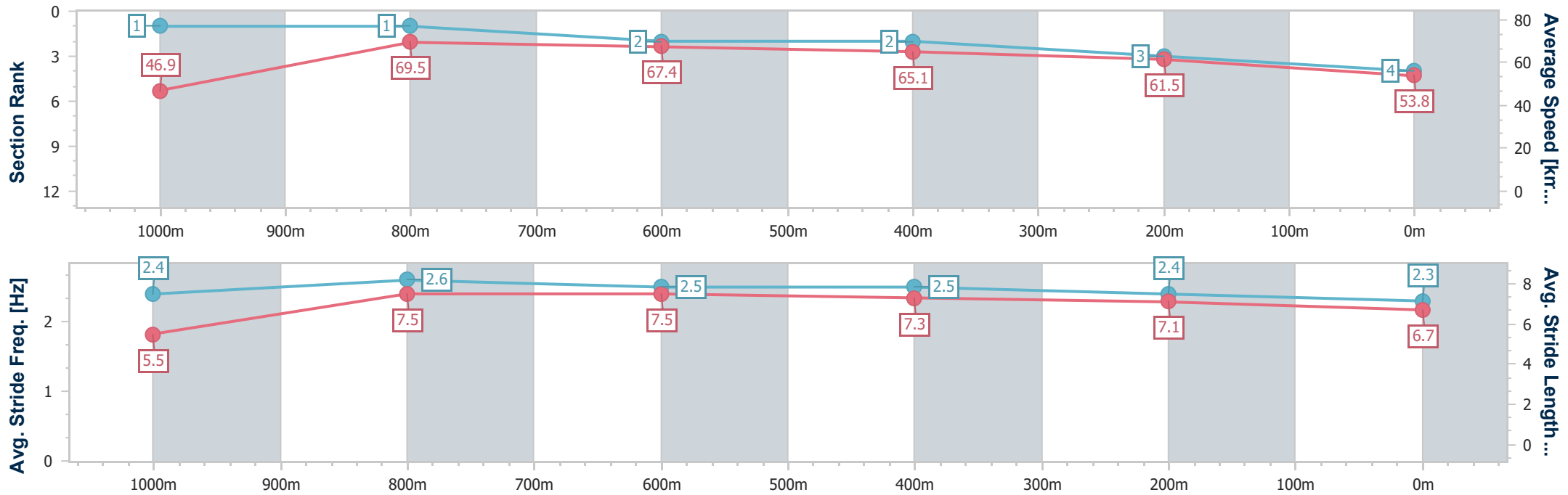
Mackay QLD Professional
Race 4: Book for Melb Cup Tues 5th Nov Maiden Handicap - 1100m



17 October 2024 - 14:57

Track Rating: Good 4, Weather: Fine, Rail Position: True

Section	Overall	1000m	800m	600m	400m	200m
Section Times	1:04.89 [4] (0:07.70)	0:57.19 [1] (0:10.41)	0:46.78 [1] (0:10.69)	0:36.09 [2] (0:11.02)	0:25.07 [2] (0:11.75)	0:13.32 [3] (0:13.32)
Average Speed [km/h]	46.9	69.5	67.4	65.1	61.5	53.8
Top Speed [km/h]	66.3	69.9	69.0	65.7	63.5	59.2
Avg. Dist. to Rail [m]	8.1	0.8	0.7	0.3	1.8	1.9
Avg. Stride Freq. [Hz]	2.4	2.6	2.5	2.5	2.4	2.3
Avg. Stride Length [m]	5.5	7.5	7.5	7.3	7.1	6.7



- [] Ranking at each section and finish
- .-.- No data available at this section
- NA No data available



Horse/Jockey Name	Coppabella Road
Final Rank	5
Fastest Section Time (Section)	0:07.82 (Overall)
Top Speed [km/h] (Section)	69.8 (1000m)
Race State	Finished



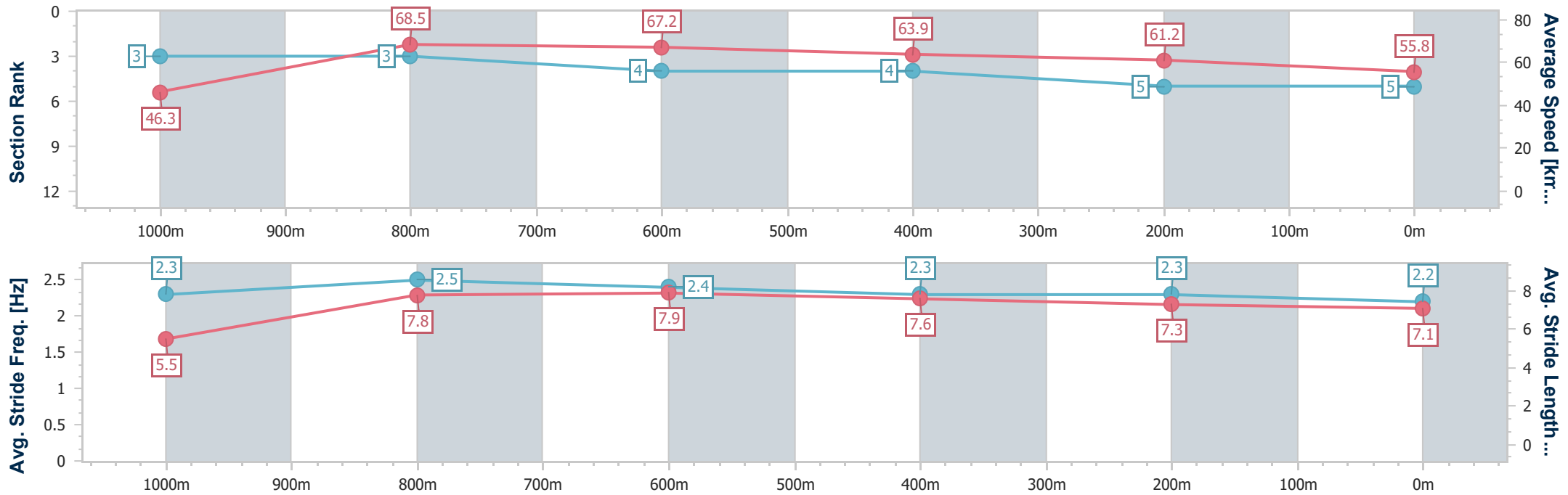
Mackay QLD Professional
Race 4: Book for Melb Cup Tues 5th Nov Maiden Handicap - 1100m



17 October 2024 - 14:57

Track Rating: Good 4, Weather: Fine, Rail Position: True

Section	Overall	1000m	800m	600m	400m	200m
Section Times	1:04.93 [5] (0:07.82)	0:57.11 [3] (0:10.51)	0:46.60 [3] (0:10.67)	0:35.93 [4] (0:11.26)	0:24.67 [4] (0:11.73)	0:12.94 [5] (0:12.94)
Average Speed [km/h]	46.3	68.5	67.2	63.9	61.2	55.8
Top Speed [km/h]	66.2	69.8	69.2	65.7	62.5	59.4
Avg. Dist. to Rail [m]	4.3	0.4	0.3	0.4	1.4	3.0
Avg. Stride Freq. [Hz]	2.3	2.5	2.4	2.3	2.3	2.2
Avg. Stride Length [m]	5.5	7.8	7.9	7.6	7.3	7.1



- [] Ranking at each section and finish
- .-.- No data available at this section
- NA No data available



Horse/Jockey Name	Poppy's Pride
Final Rank	6
Fastest Section Time (Section)	0:07.95 (Overall)
Top Speed [km/h] (Section)	69.6 (1000m)
Race State	Finished



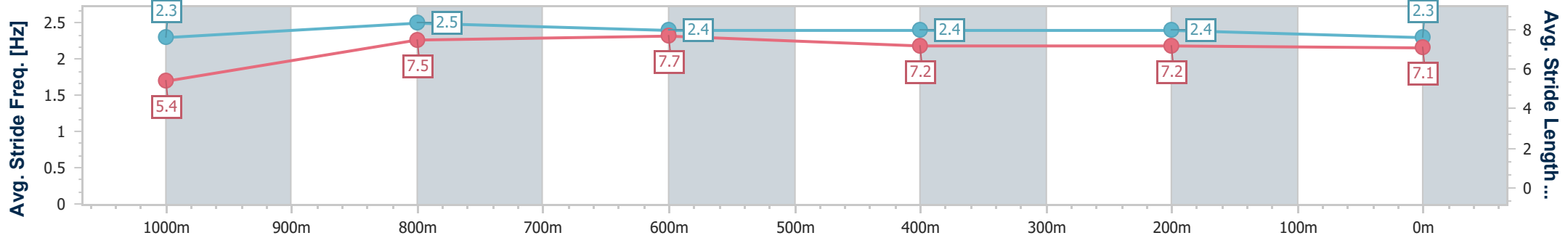
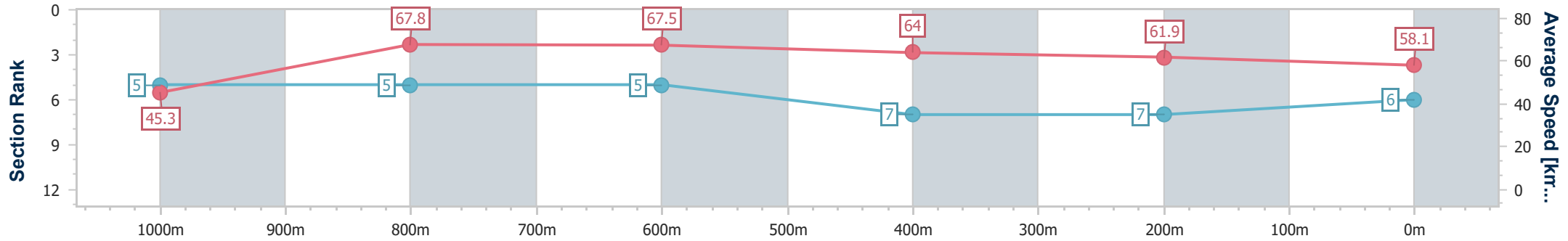
Mackay QLD Professional
Race 4: Book for Melb Cup Tues 5th Nov Maiden Handicap - 1100m



17 October 2024 - 14:57

Track Rating: Good 4, Weather: Fine, Rail Position: True

Section	Overall	1000m	800m	600m	400m	200m
Section Times	1:04.98 [6] (0:07.95)	0:57.03 [5] (0:10.68)	0:46.35 [5] (0:10.71)	0:35.64 [5] (0:11.50)	0:24.14 [7] (0:11.73)	0:12.41 [7] (0:12.41)
Average Speed [km/h]	45.3	67.8	67.5	64.0	61.9	58.1
Top Speed [km/h]	62.7	69.6	68.8	66.0	63.0	61.8
Avg. Dist. to Rail [m]	10.4	2.8	1.4	2.8	3.4	3.6
Avg. Stride Freq. [Hz]	2.3	2.5	2.4	2.4	2.4	2.3
Avg. Stride Length [m]	5.4	7.5	7.7	7.2	7.2	7.1



- [] Ranking at each section and finish
- .-.-.- No data available at this section
- NA No data available



Horse/Jockey Name	My Pepperjack
Final Rank	7
Fastest Section Time (Section)	0:08.12 (Overall)
Top Speed [km/h] (Section)	68.0 (1000m)
Race State	Finished



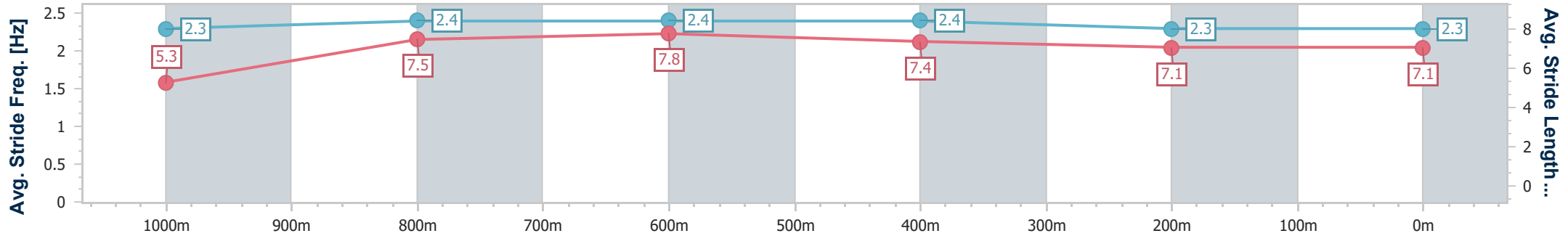
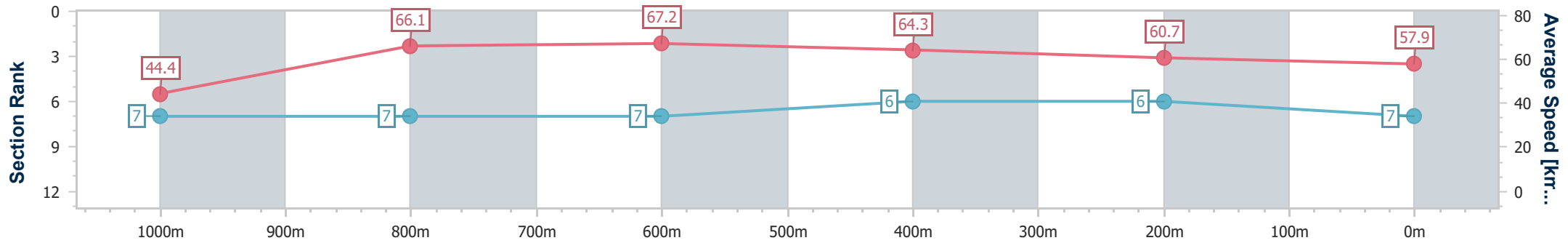
Mackay QLD Professional
Race 4: Book for Melb Cup Tues 5th Nov Maiden Handicap - 1100m



17 October 2024 - 14:57

Track Rating: Good 4, Weather: Fine, Rail Position: True

Section	Overall	1000m	800m	600m	400m	200m
Section Times	1:05.00 [7] (0:08.12)	0:56.88 [7] (0:10.90)	0:45.98 [7] (0:10.67)	0:35.31 [7] (0:11.04)	0:24.27 [6] (0:11.82)	0:12.45 [6] (0:12.45)
Average Speed [km/h]	44.4	66.1	67.2	64.3	60.7	57.9
Top Speed [km/h]	61.4	68.0	67.8	65.4	61.6	60.5
Avg. Dist. to Rail [m]	1.7	0.2	0.7	1.8	1.5	3.2
Avg. Stride Freq. [Hz]	2.3	2.4	2.4	2.4	2.3	2.3
Avg. Stride Length [m]	5.3	7.5	7.8	7.4	7.1	7.1



- [] Ranking at each section and finish
- .-.- No data available at this section
- NA No data available



Horse/Jockey Name	Lady De Vega
Final Rank	8
Fastest Section Time (Section)	0:08.15 (Overall)
Top Speed [km/h] (Section)	69.4 (800m)
Race State	Finished



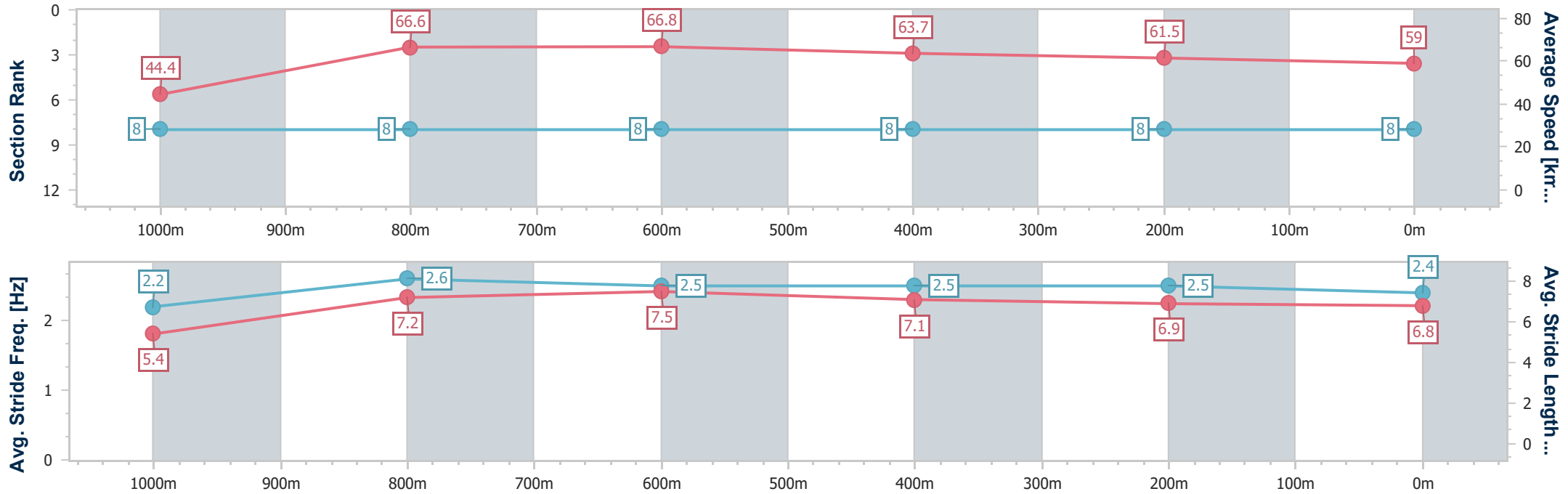
Mackay QLD Professional
Race 4: Book for Melb Cup Tues 5th Nov Maiden Handicap - 1100m



17 October 2024 - 14:57

Track Rating: Good 4, Weather: Fine, Rail Position: True

Section	Overall	1000m	800m	600m	400m	200m
Section Times	1:05.04 [8] (0:08.15)	0:56.89 [8] (0:10.89)	0:46.00 [8] (0:10.80)	0:35.20 [8] (0:11.29)	0:23.91 [8] (0:11.68)	0:12.23 [8] (0:12.23)
Average Speed [km/h]	44.4	66.6	66.8	63.7	61.5	59.0
Top Speed [km/h]	61.1	69.3	69.4	64.3	62.5	61.3
Avg. Dist. to Rail [m]	8.2	2.9	1.5	0.5	2.9	6.6
Avg. Stride Freq. [Hz]	2.2	2.6	2.5	2.5	2.5	2.4
Avg. Stride Length [m]	5.4	7.2	7.5	7.1	6.9	6.8



- [] Ranking at each section and finish
- .-.- No data available at this section
- NA No data available



Horse/Jockey Name	Pride An' Joy
Final Rank	9
Fastest Section Time (Section)	0:08.43 (Overall)
Top Speed [km/h] (Section)	67.9 (800m)
Race State	Finished



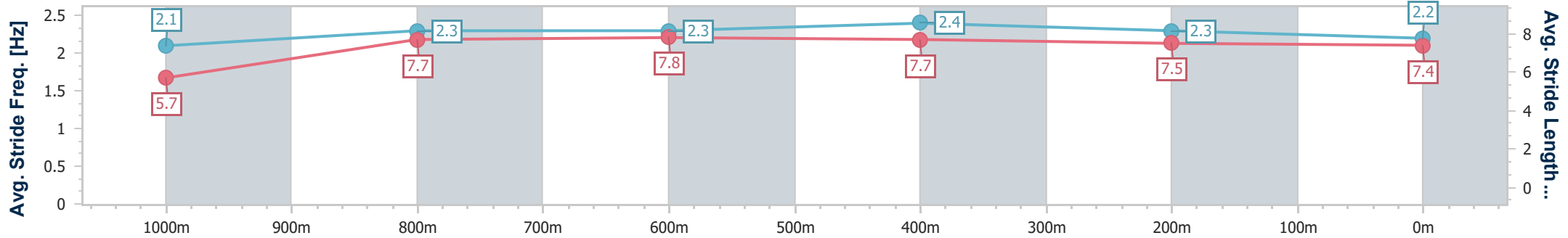
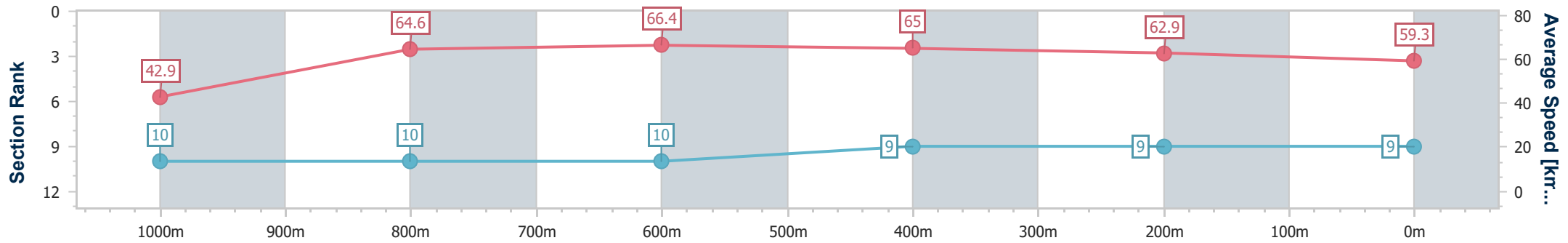
Mackay QLD Professional
Race 4: Book for Melb Cup Tues 5th Nov Maiden Handicap - 1100m



17 October 2024 - 14:57

Track Rating: Good 4, Weather: Fine, Rail Position: True

Section	Overall	1000m	800m	600m	400m	200m
Section Times	1:05.25 [9] (0:08.43)	0:56.82 [10] (0:11.18)	0:45.64 [10] (0:10.87)	0:34.77 [10] (0:11.18)	0:23.59 [9] (0:11.44)	0:12.15 [9] (0:12.15)
Average Speed [km/h]	42.9	64.6	66.4	65.0	62.9	59.3
Top Speed [km/h]	61.0	67.3	67.9	66.4	64.0	62.7
Avg. Dist. to Rail [m]	4.9	0.6	1.3	1.1	2.5	4.3
Avg. Stride Freq. [Hz]	2.1	2.3	2.3	2.4	2.3	2.2
Avg. Stride Length [m]	5.7	7.7	7.8	7.7	7.5	7.4



- [] Ranking at each section and finish
- .-.- No data available at this section
- NA No data available



Horse/Jockey Name	Tohuku
Final Rank	10
Fastest Section Time (Section)	0:08.21 (Overall)
Top Speed [km/h] (Section)	67.9 (800m)
Race State	Finished



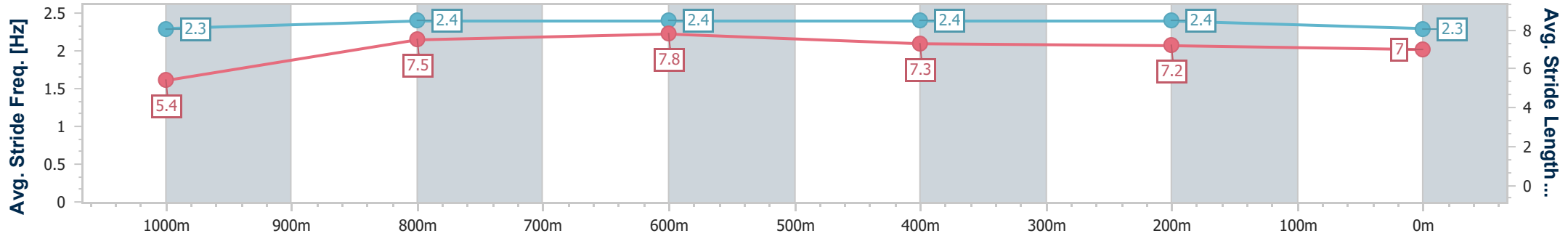
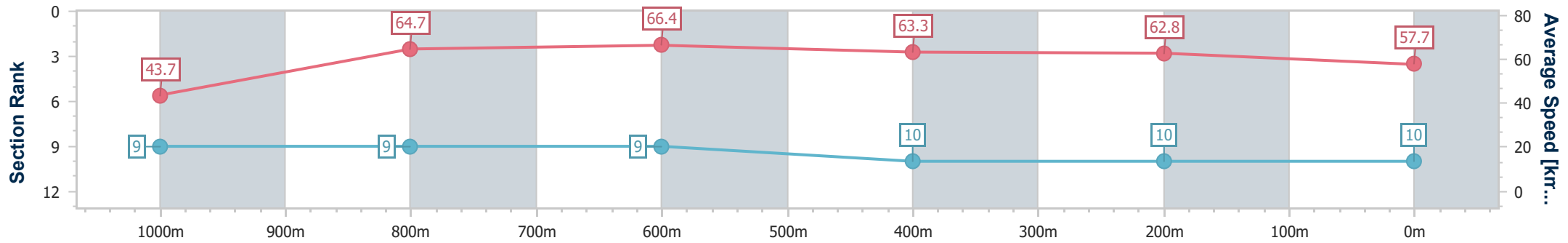
Mackay QLD Professional
Race 4: Book for Melb Cup Tues 5th Nov Maiden Handicap - 1100m



17 October 2024 - 14:57

Track Rating: Good 4, Weather: Fine, Rail Position: True

Section	Overall	1000m	800m	600m	400m	200m
Section Times	1:05.67 [10] (0:08.21)	0:57.46 [9] (0:11.20)	0:46.26 [9] (0:10.91)	0:35.35 [9] (0:11.37)	0:23.98 [10] (0:11.51)	0:12.47 [10] (0:12.47)
Average Speed [km/h]	43.7	64.7	66.4	63.3	62.8	57.7
Top Speed [km/h]	60.8	66.7	67.9	65.3	63.8	61.8
Avg. Dist. to Rail [m]	5.0	2.0	1.8	0.3	0.9	1.2
Avg. Stride Freq. [Hz]	2.3	2.4	2.4	2.4	2.4	2.3
Avg. Stride Length [m]	5.4	7.5	7.8	7.3	7.2	7.0



- [] Ranking at each section and finish
- .-.- No data available at this section
- NA No data available