



Mackay QLD Professional

Race 3: Whitsunday Wealth QTIS Three-Years-Old Maiden Handicap - 1200m

17 October 2024 - 14:21



MACKAY TURF CLUB
Ooralea Racecourse

Track Rating: Good 4, Weather: Fine, Rail Position: True

Section		Overall	1000m	800m	600m	400m	200m	Last 600m					
Field Times		1:11.28 (0:13.37)	0:57.91 (0:10.60)	0:47.31 (0:10.83)	0:36.48 (0:11.59)	0:24.89 (0:12.19)	0:12.70 (0:12.70)	0:36.48					
Rank	TAB Horse/Jockey	Barrier	Top Speed [km/h]	Fastest Section							Margin	Distance Travelled [m]	
1	6 ITHINKBETTA Justin Huxtable	5	68.7 1000m	0:10.67 1000m	1:11.28 [1] (0:13.49)	0:57.79 [4] (0:10.67)	0:47.12 [4] (0:11.02)	0:36.10 [4] (0:11.50)	0:24.60 [4] (0:11.99)	0:12.61 [3] (0:12.61)	1:11.28	0:36.10	
2	1 WOODSTOCK ROCK Ryan Wiggins	2	69.0 1000m	0:10.69 1000m	1:11.28 [2] (0:13.46)	0:57.82 [2] (0:10.69)	0:47.13 [3] (0:10.93)	0:36.20 [3] (0:11.57)	0:24.63 [3] (0:11.93)	0:12.70 [1] (0:12.70)	0.01L	0:36.20	+3
3	5 BADLIFEDECISION Melea Castle	9	67.7 800m	0:10.87 800m	1:11.39 [3] (0:13.77)	0:57.62 [8] (0:11.18)	0:46.44 [9] (0:10.87)	0:35.57 [8] (0:11.48)	0:24.09 [8] (0:11.68)	0:12.41 [4] (0:12.41)	0.69L	0:35.57	+8
4	4 NEPTUNE LEGEND Ashley Butler	13	66.7 800m	0:11.04 800m	1:11.45 [4] (0:13.99)	0:57.46 [9] (0:11.12)	0:46.34 [10] (0:11.04)	0:35.30 [10] (0:11.45)	0:23.85 [11] (0:11.67)	0:12.18 [8] (0:12.18)	1L	0:35.30	+5
5	2 GEE UP Justin Stanley	12	67.0 1000m	0:10.94 800m	1:11.62 [5] (0:13.63)	0:57.99 [6] (0:11.01)	0:46.98 [7] (0:10.94)	0:36.04 [7] (0:11.56)	0:24.48 [7] (0:11.91)	0:12.57 [5] (0:12.57)	2.03L	0:36.04	-2
6	10 MISHANI OPAL Sean Cormack	4	66.9 800m	0:10.84 800m	1:11.63 [6] (0:14.46)	0:57.17 [13] (0:10.95)	0:46.22 [11] (0:10.84)	0:35.38 [11] (0:11.35)	0:24.03 [10] (0:11.73)	0:12.30 [9] (0:12.30)	2.05L	0:35.38	-4
7	8 LITTLE IFFY Chris Whiteley	8	69.1 1000m	0:10.70 1000m	1:11.75 [7] (0:13.37)	0:58.38 [1] (0:10.70)	0:47.68 [2] (0:10.83)	0:36.85 [2] (0:11.49)	0:25.36 [1] (0:12.27)	0:13.09 [2] (0:13.09)	2.79L	0:36.85	+1
8	11 MISHANI TALENT Michael Murphy	3	67.3 800m	0:10.90 1000m	1:12.04 [8] (0:14.00)	0:58.04 [10] (0:10.90)	0:47.14 [8] (0:11.08)	0:36.06 [9] (0:11.45)	0:24.61 [9] (0:11.91)	0:12.70 [10] (0:12.70)	4.46L	0:36.06	+0
9	7 CLUCK Georgina Cartwright	1	68.6 800m	0:10.69 1000m	1:12.22 [9] (0:13.74)	0:58.48 [7] (0:10.69)	0:47.79 [6] (0:10.83)	0:36.96 [6] (0:11.74)	0:25.22 [6] (0:12.16)	0:13.06 [6] (0:13.06)	5.56L	0:36.96	+2
10	12 SUGAR QUEEN Chelsea Jokic	11	67.3 1000m	0:10.85 1000m	1:12.65 [10] (0:13.50)	0:59.15 [5] (0:10.85)	0:48.30 [5] (0:10.88)	0:37.42 [5] (0:11.69)	0:25.73 [5] (0:12.30)	0:13.43 [7] (0:13.43)	8.07L	0:37.42	+5

Scratched: Mishani Voltage (#14), Fly Trap (#16), Blue Toes (#15)



Mackay QLD Professional
Race 3: Whitsunday Wealth QTIS Three-Years-Old Maiden Handicap - 1200m
17 October 2024 - 14:21



MACKAY TURF CLUB
Ooralea Racecourse

Track Rating: Good 4, Weather: Fine, Rail Position: True

Section		Overall	1000m	800m	600m	400m	200m	Last 600m					
Field Times		1:11.28 (0:13.37)	0:57.91 (0:10.60)	0:47.31 (0:10.83)	0:36.48 (0:11.59)	0:24.89 (0:12.19)	0:12.70 (0:12.70)	0:36.48					
Rank	TAB Horse/Jockey	Barrier	Top Speed [km/h]	Fastest Section	Margin							Distance Travelled [m]	
11	3 IMPERIAL BLOSSOM Adam Sewell	10	65.8 800m	0:11.10 800m	1:12.87 [11] (0:14.24)	0:58.63 [11] (0:11.42)	0:47.21 [13] (0:11.10)	0:36.11 [13] (0:11.54)	0:24.57 [13] (0:11.84)	0:12.73 [12] (0:12.73)	9.39L	0:36.11	+1
12	9 MARKERINK Tasha Chambers	7	66.7 Overall	0:11.11 800m	1:12.97 [12] (0:14.32)	0:58.65 [12] (0:11.19)	0:47.46 [12] (0:11.11)	0:36.35 [12] (0:11.54)	0:24.81 [12] (0:12.15)	0:12.66 [13] (0:12.66)	9.96L	0:36.35	-2
13	13 MISHANI DELTA Leah Martyn	6	69.5 1000m	0:10.49 1000m	1:13.94 [13] (0:13.48)	1:00.46 [3] (0:10.49)	0:49.97 [1] (0:10.83)	0:39.14 [1] (0:11.81)	0:27.33 [2] (0:12.80)	0:14.53 [11] (0:14.53)	15.65L	0:39.14	-2

Scratched: Mishani Voltage (#14), Fly Trap (#16), Blue Toes (#15)

[] Ranking at each section and finish
 -:-:- No data available at this section
 NA No data available

SCN Saddle cloth number
 DNF Did not finish
 DNT Did not track



Horse/Jockey Name	lthinkbetta
Final Rank	1
Fastest Section Time (Section)	0:10.67 (1000m)
Top Speed [km/h] (Section)	68.7 (1000m)
Race State	Finished



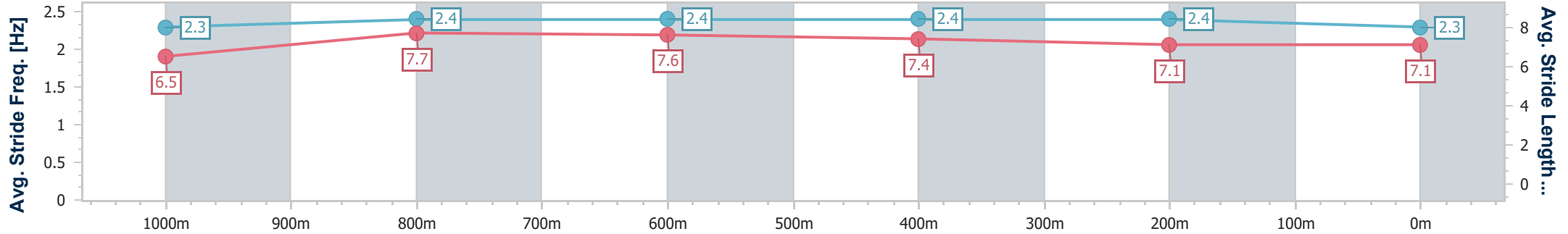
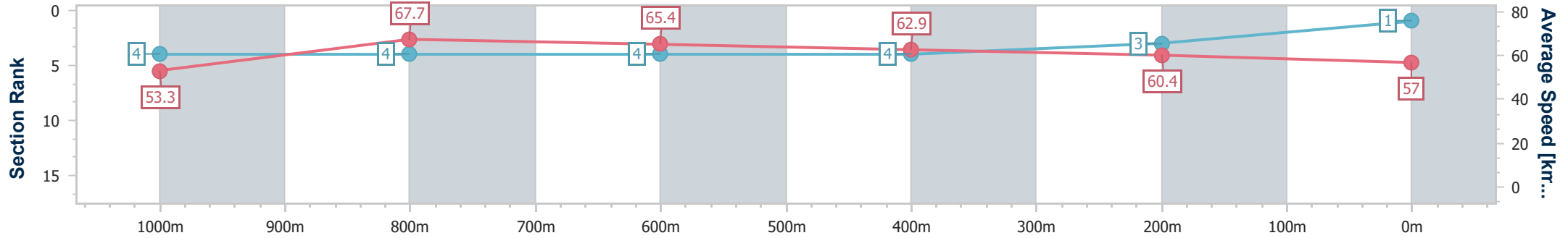
Mackay QLD Professional
Race 3: Whitsunday Wealth QTIS Three-Years-Old Maiden Handicap - 1200m



17 October 2024 - 14:21

Track Rating: Good 4, Weather: Fine, Rail Position: True

Section	Overall	1000m	800m	600m	400m	200m
Section Times	1:11.28 [1] (0:13.49)	0:57.79 [4] (0:10.67)	0:47.12 [4] (0:11.02)	0:36.10 [4] (0:11.50)	0:24.60 [4] (0:11.99)	0:12.61 [3] (0:12.61)
Average Speed [km/h]	53.3	67.7	65.4	62.9	60.4	57.0
Top Speed [km/h]	68.4	68.7	67.1	63.9	62.0	59.2
Avg. Dist. to Rail [m]	1.8	0.4	1.4	0.8	2.7	2.8
Avg. Stride Freq. [Hz]	2.3	2.4	2.4	2.4	2.4	2.3
Avg. Stride Length [m]	6.5	7.7	7.6	7.4	7.1	7.1



- [] Ranking at each section and finish
- .-.- No data available at this section
- NA No data available



Horse/Jockey Name	Woodstock Rock
Final Rank	2
Fastest Section Time (Section)	0:10.69 (1000m)
Top Speed [km/h] (Section)	69.0 (1000m)
Race State	Finished



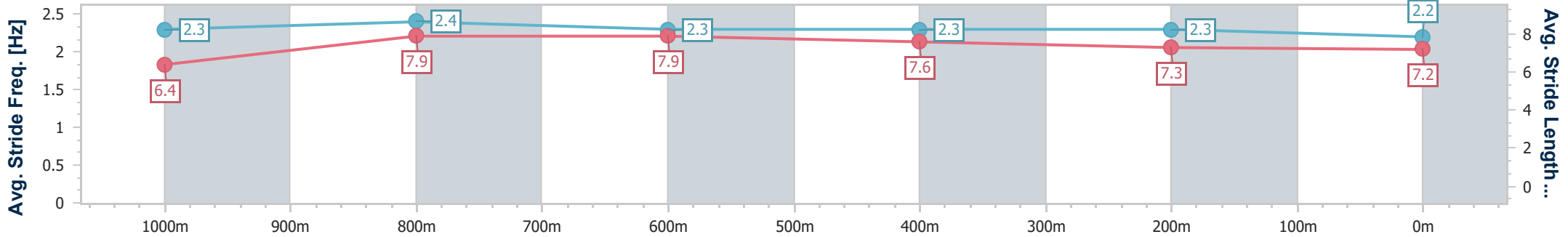
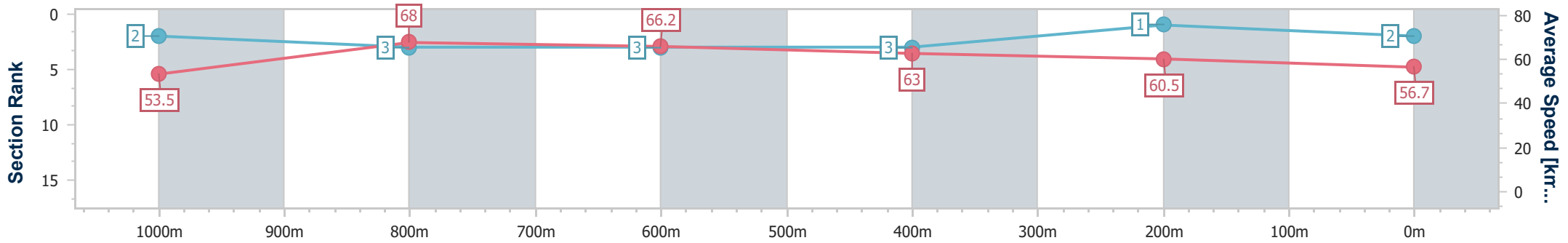
Mackay QLD Professional
Race 3: Whitsunday Wealth QTIS Three-Years-Old Maiden Handicap - 1200m



17 October 2024 - 14:21

Track Rating: Good 4, Weather: Fine, Rail Position: True

Section	Overall	1000m	800m	600m	400m	200m
Section Times	1:11.28 [2] (0:13.46)	0:57.82 [2] (0:10.69)	0:47.13 [3] (0:10.93)	0:36.20 [3] (0:11.57)	0:24.63 [3] (0:11.93)	0:12.70 [1] (0:12.70)
Average Speed [km/h]	53.5	68.0	66.2	63.0	60.5	56.7
Top Speed [km/h]	68.3	69.0	67.6	64.1	61.2	59.3
Avg. Dist. to Rail [m]	2.5	1.7	1.9	1.7	2.3	3.8
Avg. Stride Freq. [Hz]	2.3	2.4	2.3	2.3	2.3	2.2
Avg. Stride Length [m]	6.4	7.9	7.9	7.6	7.3	7.2



- [] Ranking at each section and finish
- .-.- No data available at this section
- NA No data available



Horse/Jockey Name	Badlifedecision
Final Rank	3
Fastest Section Time (Section)	0:10.87 (800m)
Top Speed [km/h] (Section)	67.7 (800m)
Race State	Finished



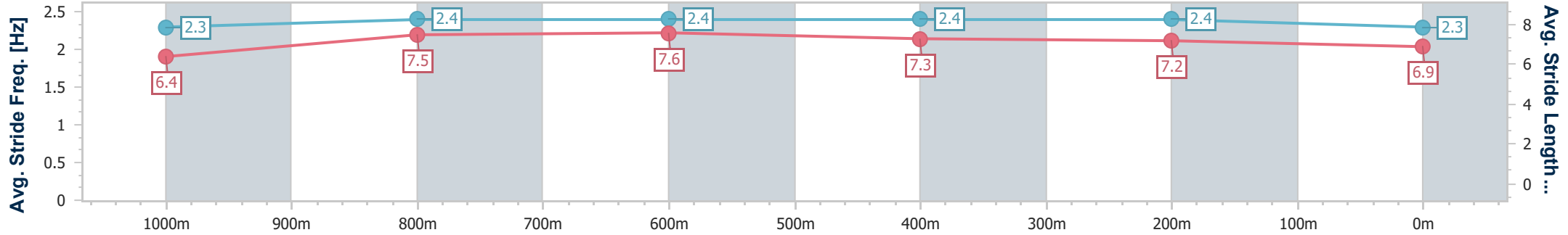
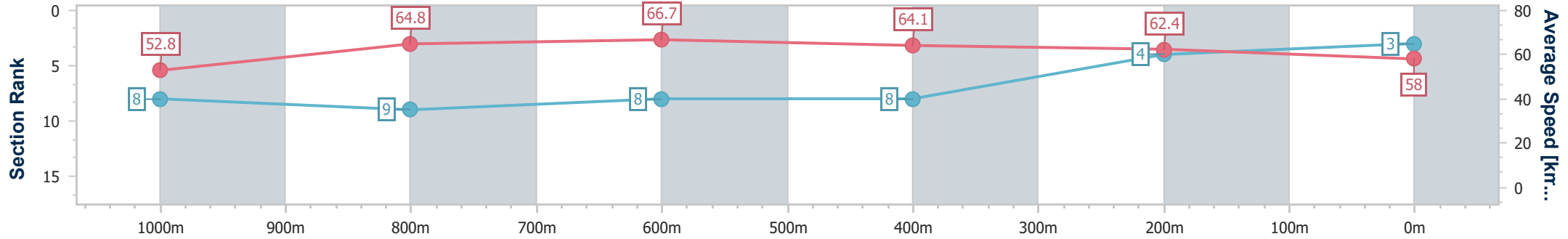
Mackay QLD Professional
Race 3: Whitsunday Wealth QTIS Three-Years-Old Maiden Handicap - 1200m



17 October 2024 - 14:21

Track Rating: Good 4, Weather: Fine, Rail Position: True

Section	Overall	1000m	800m	600m	400m	200m
Section Times	1:11.39 [3] (0:13.77)	0:57.62 [8] (0:11.18)	0:46.44 [9] (0:10.87)	0:35.57 [8] (0:11.48)	0:24.09 [8] (0:11.68)	0:12.41 [4] (0:12.41)
Average Speed [km/h]	52.8	64.8	66.7	64.1	62.4	58.0
Top Speed [km/h]	66.2	66.6	67.7	66.8	64.4	61.3
Avg. Dist. to Rail [m]	6.1	2.3	2.4	3.0	5.8	8.1
Avg. Stride Freq. [Hz]	2.3	2.4	2.4	2.4	2.4	2.3
Avg. Stride Length [m]	6.4	7.5	7.6	7.3	7.2	6.9



- [] Ranking at each section and finish
- .-.- No data available at this section
- NA No data available



Horse/Jockey Name	Neptune Legend
Final Rank	4
Fastest Section Time (Section)	0:11.04 (800m)
Top Speed [km/h] (Section)	66.7 (800m)
Race State	Finished



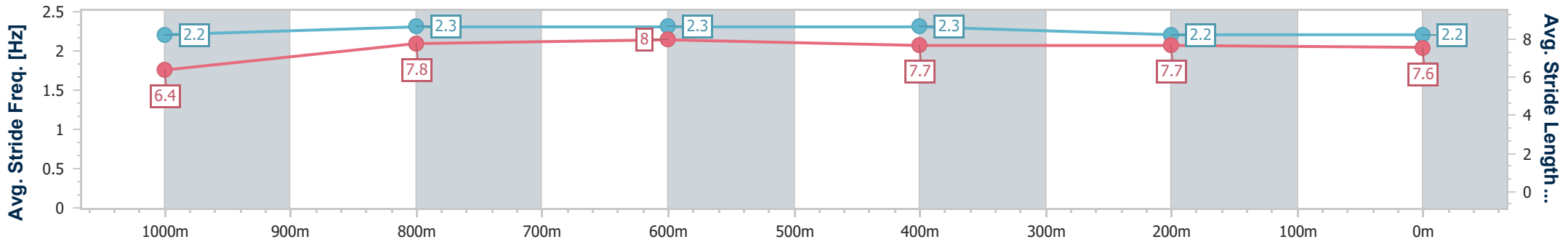
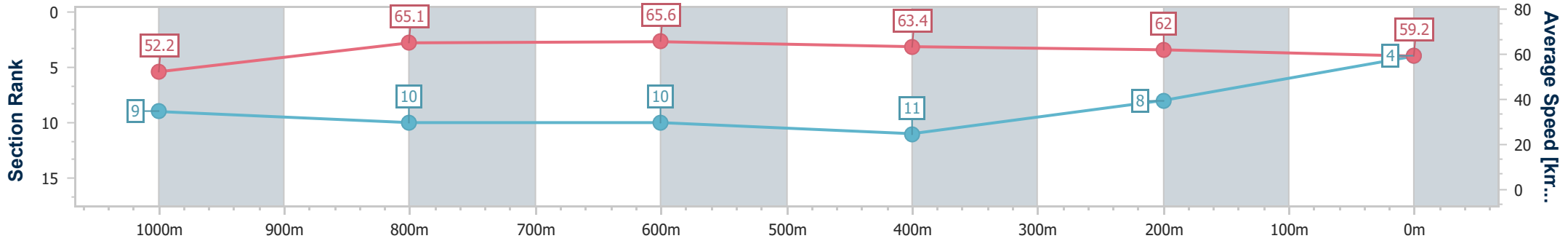
Mackay QLD Professional
Race 3: Whitsunday Wealth QTIS Three-Years-Old Maiden Handicap - 1200m



17 October 2024 - 14:21

Track Rating: Good 4, Weather: Fine, Rail Position: True

Section	Overall	1000m	800m	600m	400m	200m
Section Times	1:11.45 [4] (0:13.99)	0:57.46 [9] (0:11.12)	0:46.34 [10] (0:11.04)	0:35.30 [10] (0:11.45)	0:23.85 [11] (0:11.67)	0:12.18 [8] (0:12.18)
Average Speed [km/h]	52.2	65.1	65.6	63.4	62.0	59.2
Top Speed [km/h]	64.9	65.9	66.7	64.1	63.6	60.4
Avg. Dist. to Rail [m]	9.0	2.5	1.6	1.2	4.7	6.6
Avg. Stride Freq. [Hz]	2.2	2.3	2.3	2.3	2.2	2.2
Avg. Stride Length [m]	6.4	7.8	8.0	7.7	7.7	7.6



- [] Ranking at each section and finish
- .-.- No data available at this section
- NA No data available



Horse/Jockey Name	Gee Up
Final Rank	5
Fastest Section Time (Section)	0:10.94 (800m)
Top Speed [km/h] (Section)	67.0 (1000m)
Race State	Finished



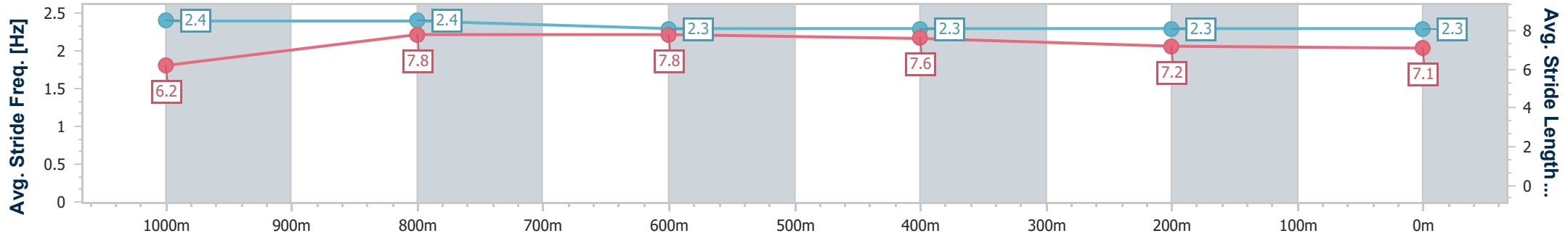
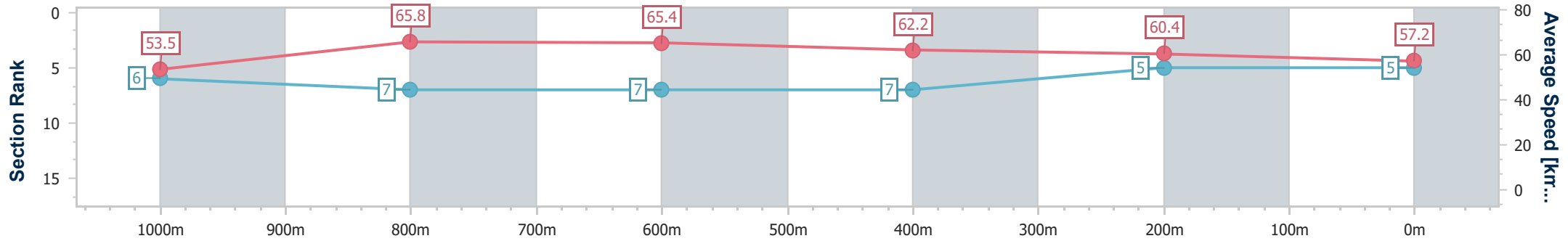
Mackay QLD Professional
Race 3: Whitsunday Wealth QTIS Three-Years-Old Maiden Handicap - 1200m



17 October 2024 - 14:21

Track Rating: Good 4, Weather: Fine, Rail Position: True

Section	Overall	1000m	800m	600m	400m	200m
Section Times	1:11.62 [5] (0:13.63)	0:57.99 [6] (0:11.01)	0:46.98 [7] (0:10.94)	0:36.04 [7] (0:11.56)	0:24.48 [7] (0:11.91)	0:12.57 [5] (0:12.57)
Average Speed [km/h]	53.5	65.8	65.4	62.2	60.4	57.2
Top Speed [km/h]	65.7	67.0	66.6	63.9	61.5	59.6
Avg. Dist. to Rail [m]	8.2	1.9	0.8	0.6	1.3	1.8
Avg. Stride Freq. [Hz]	2.4	2.4	2.3	2.3	2.3	2.3
Avg. Stride Length [m]	6.2	7.8	7.8	7.6	7.2	7.1



- [] Ranking at each section and finish
- .-.- No data available at this section
- NA No data available



Horse/Jockey Name	Mishani Opal
Final Rank	6
Fastest Section Time (Section)	0:10.84 (800m)
Top Speed [km/h] (Section)	66.9 (800m)
Race State	Finished



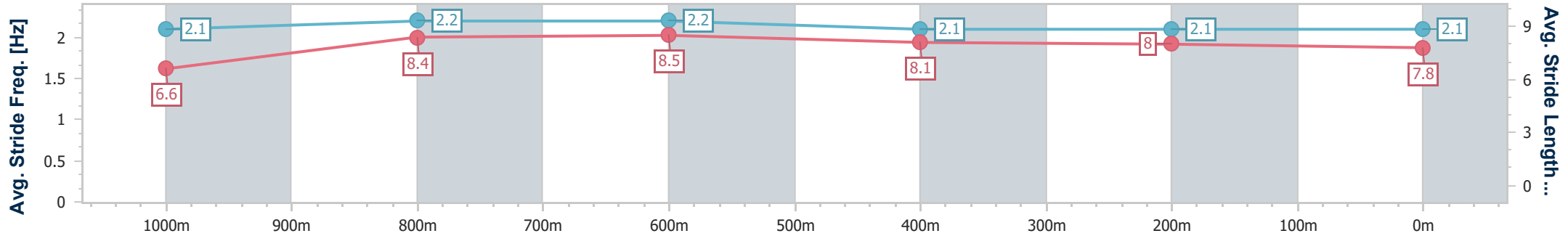
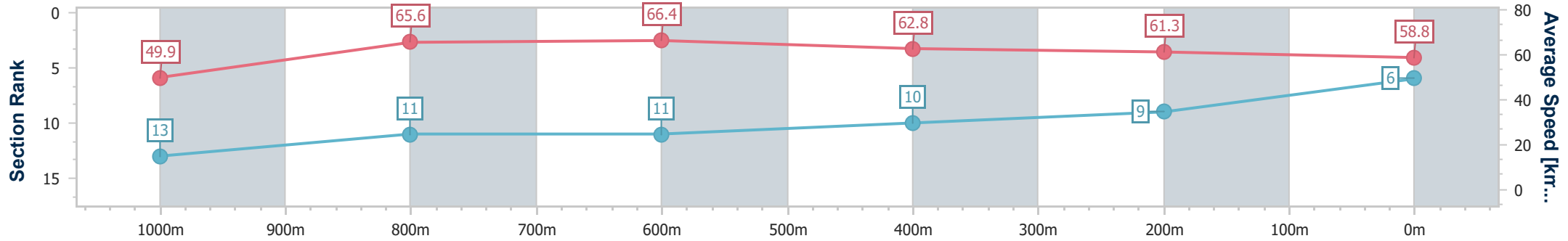
Mackay QLD Professional
Race 3: Whitsunday Wealth QTIS Three-Years-Old Maiden Handicap - 1200m



17 October 2024 - 14:21

Track Rating: Good 4, Weather: Fine, Rail Position: True

Section	Overall	1000m	800m	600m	400m	200m
Section Times	1:11.63 [6] (0:14.46)	0:57.17 [13] (0:10.95)	0:46.22 [11] (0:10.84)	0:35.38 [11] (0:11.35)	0:24.03 [10] (0:11.73)	0:12.30 [9] (0:12.30)
Average Speed [km/h]	49.9	65.6	66.4	62.8	61.3	58.8
Top Speed [km/h]	65.6	66.3	66.9	63.9	62.3	60.1
Avg. Dist. to Rail [m]	1.9	0.2	0.6	1.2	2.8	5.1
Avg. Stride Freq. [Hz]	2.1	2.2	2.2	2.1	2.1	2.1
Avg. Stride Length [m]	6.6	8.4	8.5	8.1	8.0	7.8



- [] Ranking at each section and finish
- .-.- No data available at this section
- NA No data available



Horse/Jockey Name	Little Iffy
Final Rank	7
Fastest Section Time (Section)	0:10.70 (1000m)
Top Speed [km/h] (Section)	69.1 (1000m)
Race State	Finished



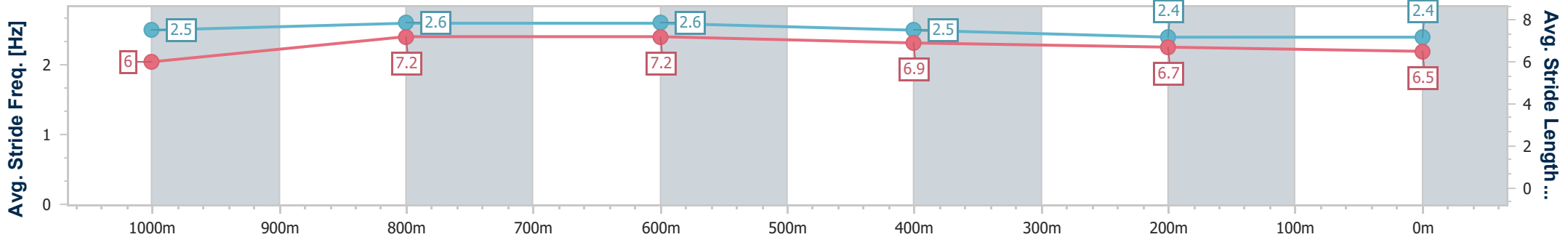
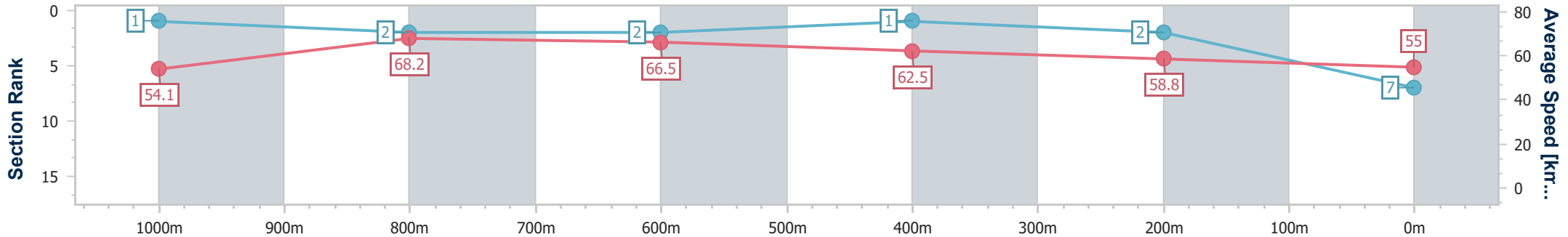
Mackay QLD Professional
Race 3: Whitsunday Wealth QTIS Three-Years-Old Maiden Handicap - 1200m



17 October 2024 - 14:21

Track Rating: Good 4, Weather: Fine, Rail Position: True

Section	Overall	1000m	800m	600m	400m	200m
Section Times	1:11.75 [7] (0:13.37)	0:58.38 [1] (0:10.70)	0:47.68 [2] (0:10.83)	0:36.85 [2] (0:11.49)	0:25.36 [1] (0:12.27)	0:13.09 [2] (0:13.09)
Average Speed [km/h]	54.1	68.2	66.5	62.5	58.8	55.0
Top Speed [km/h]	67.7	69.1	69.0	64.9	60.8	58.2
Avg. Dist. to Rail [m]	6.2	3.4	1.0	0.6	2.0	2.9
Avg. Stride Freq. [Hz]	2.5	2.6	2.6	2.5	2.4	2.4
Avg. Stride Length [m]	6.0	7.2	7.2	6.9	6.7	6.5



- [] Ranking at each section and finish
- .-.- No data available at this section
- NA No data available



Horse/Jockey Name	Mishani Talent
Final Rank	8
Fastest Section Time (Section)	0:10.90 (1000m)
Top Speed [km/h] (Section)	67.3 (800m)
Race State	Finished



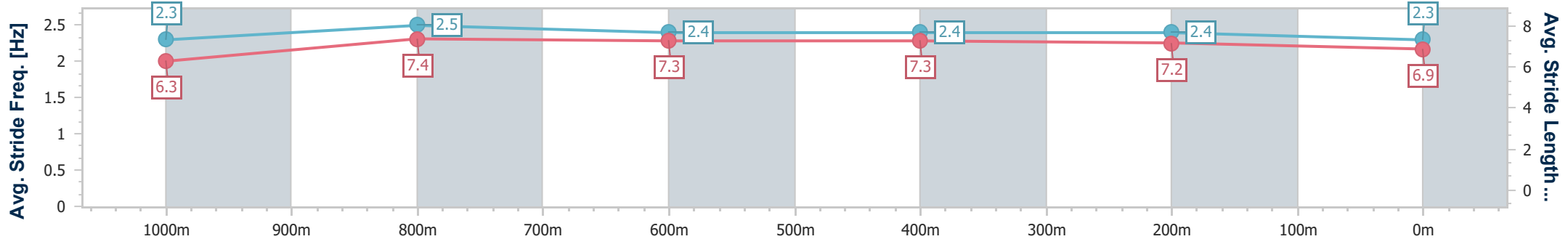
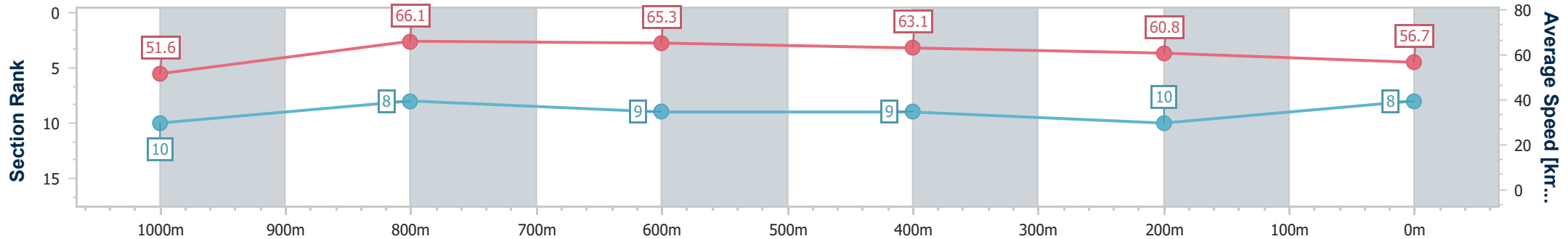
Mackay QLD Professional
Race 3: Whitsunday Wealth QTIS Three-Years-Old Maiden Handicap - 1200m



17 October 2024 - 14:21

Track Rating: Good 4, Weather: Fine, Rail Position: True

Section	Overall	1000m	800m	600m	400m	200m
Section Times	1:12.04 [8] (0:14.00)	0:58.04 [10] (0:10.90)	0:47.14 [8] (0:11.08)	0:36.06 [9] (0:11.45)	0:24.61 [9] (0:11.91)	0:12.70 [10] (0:12.70)
Average Speed [km/h]	51.6	66.1	65.3	63.1	60.8	56.7
Top Speed [km/h]	66.0	67.0	67.3	65.3	63.1	59.3
Avg. Dist. to Rail [m]	2.7	1.2	1.2	0.6	1.7	0.9
Avg. Stride Freq. [Hz]	2.3	2.5	2.4	2.4	2.4	2.3
Avg. Stride Length [m]	6.3	7.4	7.3	7.3	7.2	6.9



- [] Ranking at each section and finish
- .-.- No data available at this section
- NA No data available



Horse/Jockey Name	Cluck
Final Rank	9
Fastest Section Time (Section)	0:10.69 (1000m)
Top Speed [km/h] (Section)	68.6 (800m)
Race State	Finished



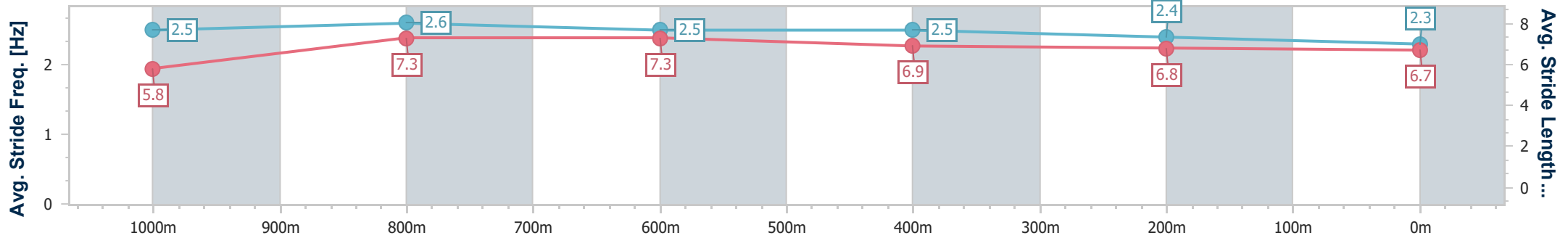
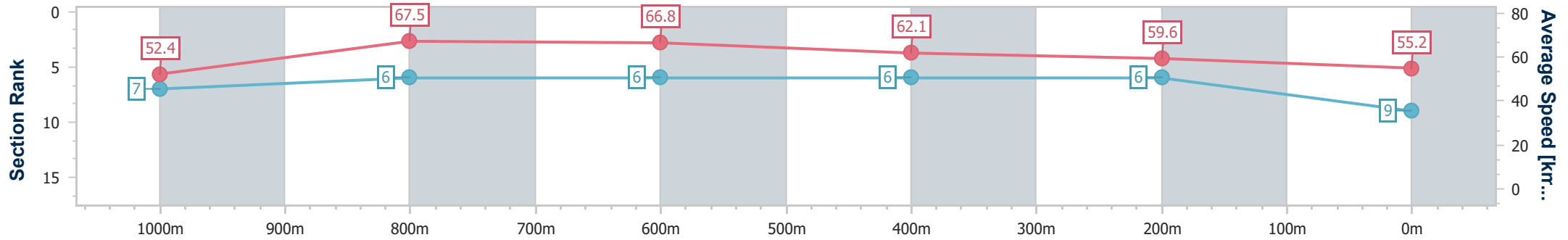
Mackay QLD Professional
Race 3: Whitsunday Wealth QTIS Three-Years-Old Maiden Handicap - 1200m



17 October 2024 - 14:21

Track Rating: Good 4, Weather: Fine, Rail Position: True

Section	Overall	1000m	800m	600m	400m	200m
Section Times	1:12.22 [9] (0:13.74)	0:58.48 [7] (0:10.69)	0:47.79 [6] (0:10.83)	0:36.96 [6] (0:11.74)	0:25.22 [6] (0:12.16)	0:13.06 [6] (0:13.06)
Average Speed [km/h]	52.4	67.5	66.8	62.1	59.6	55.2
Top Speed [km/h]	68.2	68.2	68.6	64.0	60.3	59.4
Avg. Dist. to Rail [m]	0.7	0.7	1.0	1.9	3.7	4.8
Avg. Stride Freq. [Hz]	2.5	2.6	2.5	2.5	2.4	2.3
Avg. Stride Length [m]	5.8	7.3	7.3	6.9	6.8	6.7



- [] Ranking at each section and finish
- .-.- No data available at this section
- NA No data available



Horse/Jockey Name	Sugar Queen
Final Rank	10
Fastest Section Time (Section)	0:10.85 (1000m)
Top Speed [km/h] (Section)	67.3 (1000m)
Race State	Finished



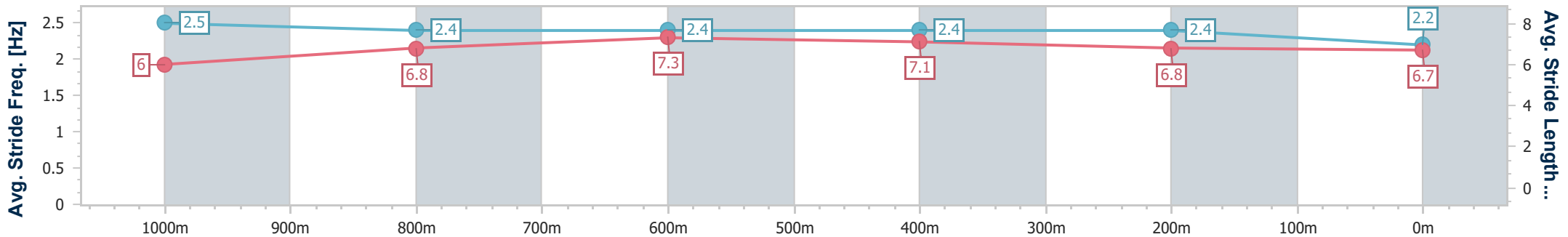
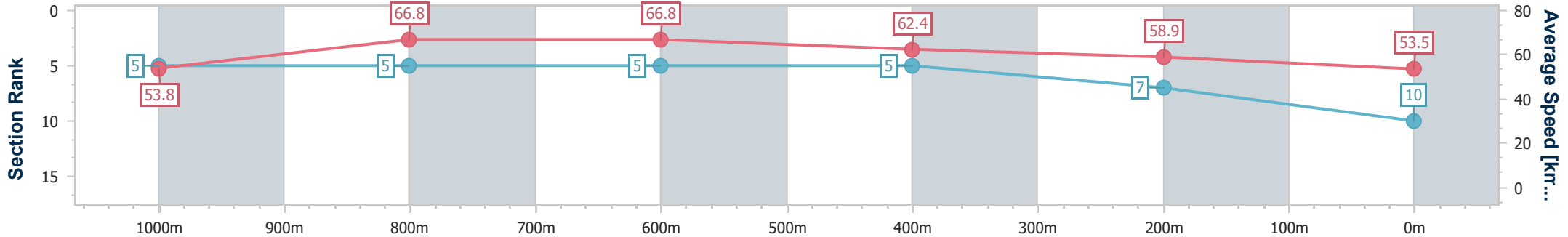
Mackay QLD Professional
Race 3: Whitsunday Wealth QTIS Three-Years-Old Maiden Handicap - 1200m



17 October 2024 - 14:21

Track Rating: Good 4, Weather: Fine, Rail Position: True

Section	Overall	1000m	800m	600m	400m	200m
Section Times	1:12.65 [10] (0:13.50)	0:59.15 [5] (0:10.85)	0:48.30 [5] (0:10.88)	0:37.42 [5] (0:11.69)	0:25.73 [5] (0:12.30)	0:13.43 [7] (0:13.43)
Average Speed [km/h]	53.8	66.8	66.8	62.4	58.9	53.5
Top Speed [km/h]	66.6	67.3	67.1	63.3	60.2	57.3
Avg. Dist. to Rail [m]	7.3	1.9	2.7	1.8	3.6	6.5
Avg. Stride Freq. [Hz]	2.5	2.4	2.4	2.4	2.4	2.2
Avg. Stride Length [m]	6.0	6.8	7.3	7.1	6.8	6.7



- [] Ranking at each section and finish
- .-.- No data available at this section
- NA No data available



Horse/Jockey Name	Imperial Blossom
Final Rank	11
Fastest Section Time (Section)	0:11.10 (800m)
Top Speed [km/h] (Section)	65.8 (800m)
Race State	Finished



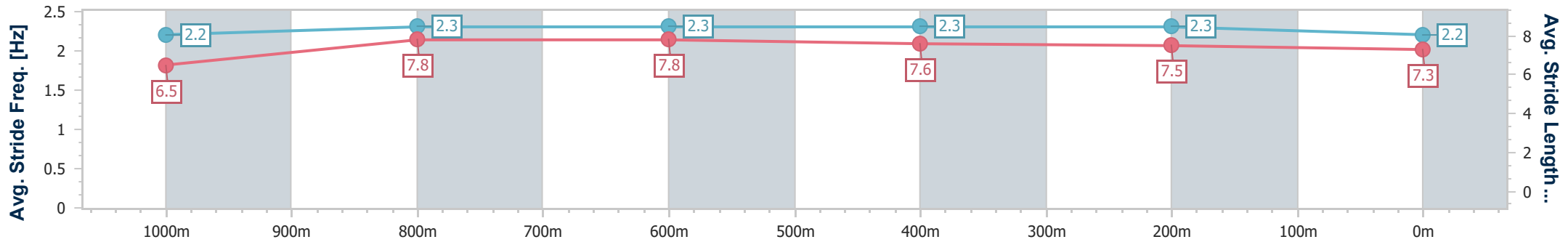
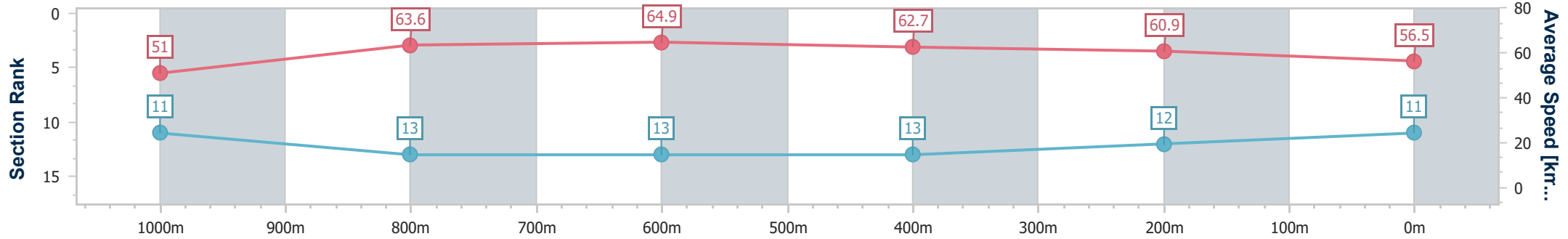
Mackay QLD Professional
Race 3: Whitsunday Wealth QTIS Three-Years-Old Maiden Handicap - 1200m



17 October 2024 - 14:21

Track Rating: Good 4, Weather: Fine, Rail Position: True

Section	Overall	1000m	800m	600m	400m	200m
Section Times	1:12.87 [11] (0:14.24)	0:58.63 [11] (0:11.42)	0:47.21 [13] (0:11.10)	0:36.11 [13] (0:11.54)	0:24.57 [13] (0:11.84)	0:12.73 [12] (0:12.73)
Average Speed [km/h]	51.0	63.6	64.9	62.7	60.9	56.5
Top Speed [km/h]	63.9	65.0	65.8	63.8	61.5	60.6
Avg. Dist. to Rail [m]	6.6	2.9	1.5	0.5	2.3	3.0
Avg. Stride Freq. [Hz]	2.2	2.3	2.3	2.3	2.3	2.2
Avg. Stride Length [m]	6.5	7.8	7.8	7.6	7.5	7.3



- [] Ranking at each section and finish
- .-.- No data available at this section
- NA No data available



Horse/Jockey Name	Markerink
Final Rank	12
Fastest Section Time (Section)	0:11.11 (800m)
Top Speed [km/h] (Section)	66.7 (Overall)
Race State	Finished



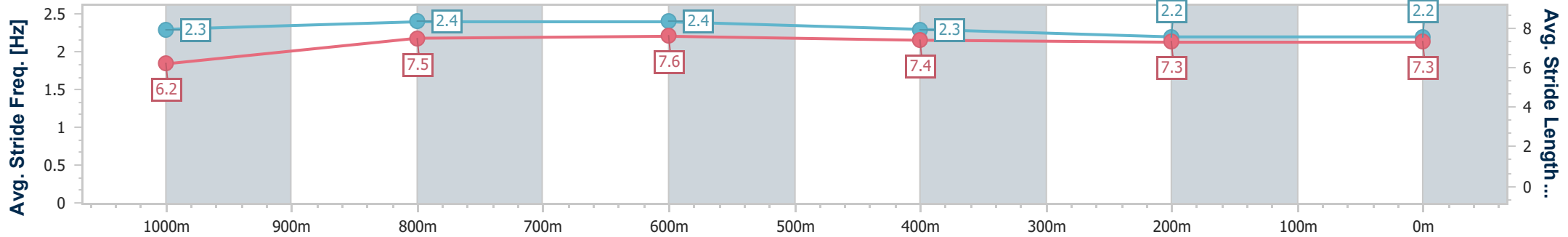
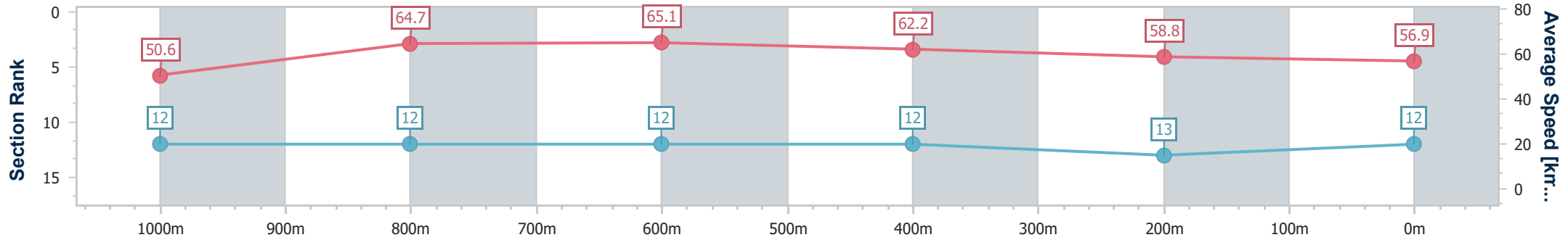
Mackay QLD Professional
Race 3: Whitsunday Wealth QTIS Three-Years-Old Maiden Handicap - 1200m



17 October 2024 - 14:21

Track Rating: Good 4, Weather: Fine, Rail Position: True

Section	Overall	1000m	800m	600m	400m	200m
Section Times	1:12.97 [12] (0:14.32)	0:58.65 [12] (0:11.19)	0:47.46 [12] (0:11.11)	0:36.35 [12] (0:11.54)	0:24.81 [12] (0:12.15)	0:12.66 [13] (0:12.66)
Average Speed [km/h]	50.6	64.7	65.1	62.2	58.8	56.9
Top Speed [km/h]	66.7	66.7	66.3	64.0	60.7	60.3
Avg. Dist. to Rail [m]	4.4	1.7	1.8	0.8	1.2	1.3
Avg. Stride Freq. [Hz]	2.3	2.4	2.4	2.3	2.2	2.2
Avg. Stride Length [m]	6.2	7.5	7.6	7.4	7.3	7.3



- [] Ranking at each section and finish
- .-.- No data available at this section
- NA No data available



Horse/Jockey Name	Mishani Delta
Final Rank	13
Fastest Section Time (Section)	0:10.49 (1000m)
Top Speed [km/h] (Section)	69.5 (1000m)
Race State	Finished



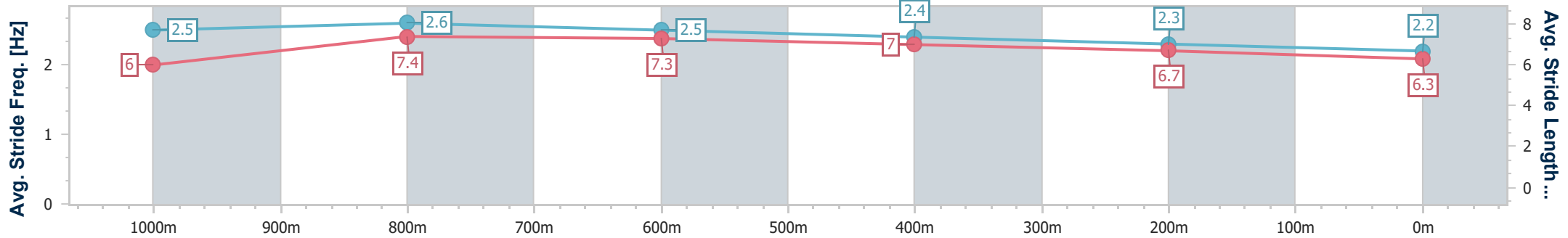
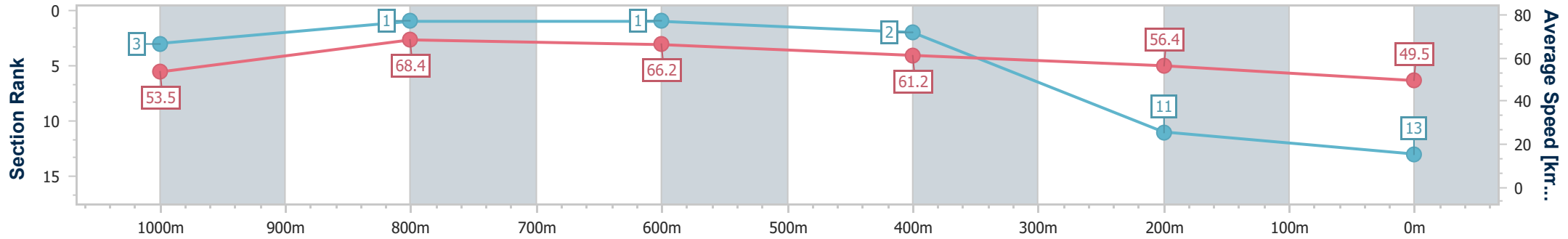
Mackay QLD Professional
Race 3: Whitsunday Wealth QTIS Three-Years-Old Maiden Handicap - 1200m



17 October 2024 - 14:21

Track Rating: Good 4, Weather: Fine, Rail Position: True

Section	Overall	1000m	800m	600m	400m	200m
Section Times	1:13.94 [13] (0:13.48)	1:00.46 [3] (0:10.49)	0:49.97 [1] (0:10.83)	0:39.14 [1] (0:11.81)	0:27.33 [2] (0:12.80)	0:14.53 [11] (0:14.53)
Average Speed [km/h]	53.5	68.4	66.2	61.2	56.4	49.5
Top Speed [km/h]	69.1	69.5	67.8	63.9	59.8	53.1
Avg. Dist. to Rail [m]	4.1	1.6	1.2	1.5	1.2	1.1
Avg. Stride Freq. [Hz]	2.5	2.6	2.5	2.4	2.3	2.2
Avg. Stride Length [m]	6.0	7.4	7.3	7.0	6.7	6.3



- [] Ranking at each section and finish
- .-.- No data available at this section
- NA No data available