

Track Rating: Good 4, Weather: Fine, Rail Position: True

Section		Overall	1200m	1000m	800m	600m	400m	Last 600m				
Field Times		1:15.25 (0:07.83)	1:07.42 (0:10.53)	0:56.89 (0:10.70)	0:46.19 (0:10.92)	0:35.27 (0:11.45)	0:23.82 (0:11.67)	0:35.27				
Rank	TAB Horse/Jockey	Barrier	Top Speed [km/h]	Fastest Section	Distance Travelled [m]							
1	3 BENCOOLEN Ryan Wiggins	5	70.1	0:08.21	1:15.25 [1] (0:08.21)	1:07.04 [5] (0:10.92)	0:56.12 [5] (0:10.55)	0:45.57 [5] (0:10.71)	0:34.86 [4] (0:11.29)	0:23.57 [4] (0:11.45)	0:34.86	
2	6 HUMOUR ME Olivia Kendal	2	70.8	0:07.83	1:15.55 [2] (0:07.83)	1:07.72 [1] (0:10.61)	0:57.11 [2] (0:10.71)	0:46.40 [2] (0:10.98)	0:35.42 [2] (0:11.30)	0:24.12 [1] (0:11.67)	0:35.42	-5
3	4 SENNAPROST McKenzie Apel	6	69.7	0:07.85	1:15.64 [3] (0:07.85)	1:07.79 [2] (0:10.60)	0:57.19 [3] (0:10.82)	0:46.37 [3] (0:10.98)	0:35.39 [3] (0:11.36)	0:24.03 [3] (0:11.59)	0:35.39	+0
4	7 BRAVE AGENDA Adam Sewell	4	69.9	0:07.87	1:16.04 [4] (0:07.87)	1:08.17 [4] (0:10.97)	0:57.20 [4] (0:10.70)	0:46.50 [4] (0:11.03)	0:35.47 [5] (0:11.31)	0:24.16 [5] (0:11.68)	0:35.47	-2
5	1 SUCH A WHIT Justin Huxtable	1	69.5	0:08.60	1:16.48 [5] (0:08.60)	1:07.88 [6] (0:10.90)	0:56.98 [6] (0:10.55)	0:46.43 [6] (0:10.86)	0:35.57 [6] (0:11.37)	0:24.20 [6] (0:11.64)	0:35.57	-5
6	5 CHILLI PALMER Chelsea Jokic	3	70.6	0:07.86	1:16.76 [6] (0:07.86)	1:08.90 [3] (0:10.50)	0:58.40 [1] (0:10.70)	0:47.70 [1] (0:10.92)	0:36.78 [1] (0:11.49)	0:25.29 [2] (0:12.00)	0:36.78	-7

Scratched: Kathy's Beau (#2)



Mackay QLD Professional
Race 2: Ladbrokes Racing Club BM70 Handicap - 1300m
17 October 2024 - 13:45



Track Rating: Good 4, Weather: Fine, Rail Position: True

Section				200m				Last 600m	
Field Times				0:12.15 (0:12.15)				0:35.27	
Rank	TAB	Horse/Jockey	Barrier	Top Speed [km/h]	Fastest Section	Margin			Distance Travelled [m]
1	3	BENCOOLEN Ryan Wiggins	5	70.1 1000m	0:08.21 Overall	0:12.12 [2] (0:12.12)	1:15.25		0:34.86
2	6	HUMOUR ME Olivia Kendal	2	70.8 1200m	0:07.83 Overall	0:12.45 [1] (0:12.45)	1.75L		0:35.42 -5
3	4	SENNAPROST McKenzie Apel	6	69.7 1200m	0:07.85 Overall	0:12.44 [3] (0:12.44)	2.25L		0:35.39 +0
4	7	BRAVE AGENDA Adam Sewell	4	69.9 1000m	0:07.87 Overall	0:12.48 [5] (0:12.48)	4.62L		0:35.47 -2
5	1	SUCH A WHIT Justin Huxtable	1	69.5 1000m	0:08.60 Overall	0:12.56 [6] (0:12.56)	7.22L		0:35.57 -5
6	5	CHILLI PALMER Chelsea Jokic	3	70.6 1200m	0:07.86 Overall	0:13.29 [4] (0:13.29)	8.87L		0:36.78 -7

Scratched: Kathy's Beau (#2)

[] Ranking at each section and finish
 -:-:- No data available at this section
 NA No data available

SCN Saddle cloth number
 DNF Did not finish
 DNT Did not track



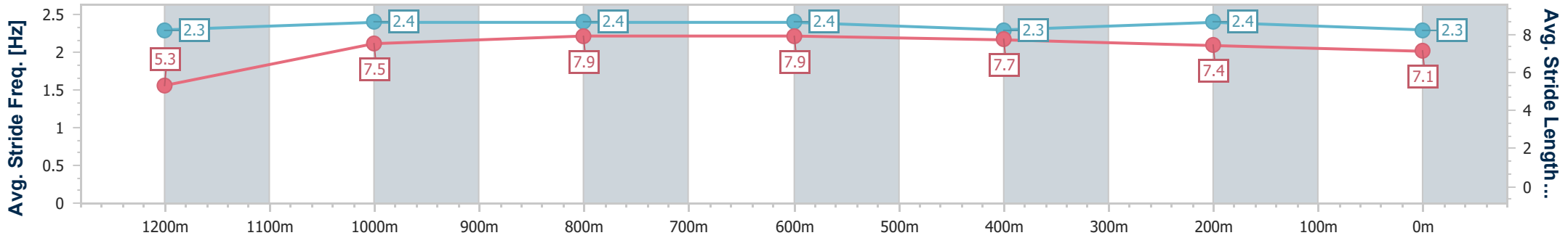
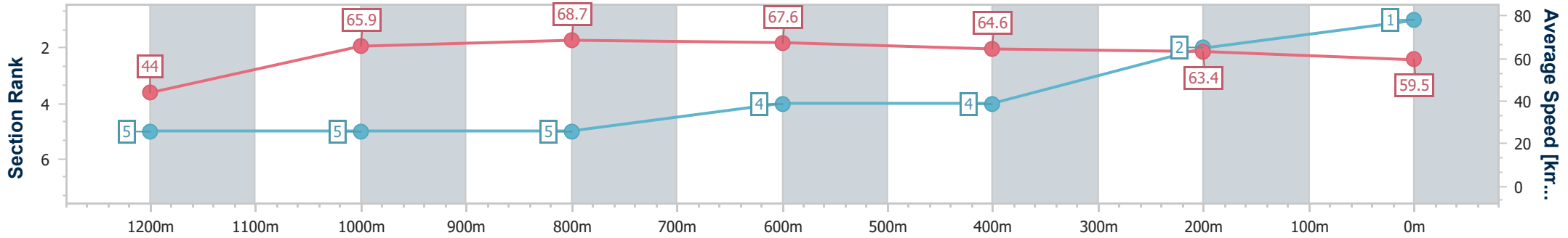
Horse/Jockey Name	Bencoolen
Final Rank	1
Fastest Section Time (Section)	0:08.21 (Overall)
Top Speed [km/h] (Section)	70.1 (1000m)
Race State	Finished



Mackay QLD Professional
 Race 2: Ladbrokes Racing Club BM70 Handicap - 1300m
 17 October 2024 - 13:45
 Track Rating: Good 4, Weather: Fine, Rail Position: True



Section	Overall	1200m	1000m	800m	600m	400m	200m
Section Times	1:15.25 [1] (0:08.21)	1:07.04 [5] (0:10.92)	0:56.12 [5] (0:10.55)	0:45.57 [5] (0:10.71)	0:34.86 [4] (0:11.29)	0:23.57 [4] (0:11.45)	0:12.12 [2]
Average Speed [km/h]	44.0	65.9	68.7	67.6	64.6	63.4	59.5
Top Speed [km/h]	62.4	68.5	70.1	68.2	66.1	63.9	62.8
Avg. Dist. to Rail [m]	8.2	1.7	2.0	1.9	1.7	5.9	7.6
Avg. Stride Freq. [Hz]	2.3	2.4	2.4	2.4	2.3	2.4	2.3
Avg. Stride Length [m]	5.3	7.5	7.9	7.9	7.7	7.4	7.1



- [] Ranking at each section and finish
- .-.- No data available at this section
- NA No data available



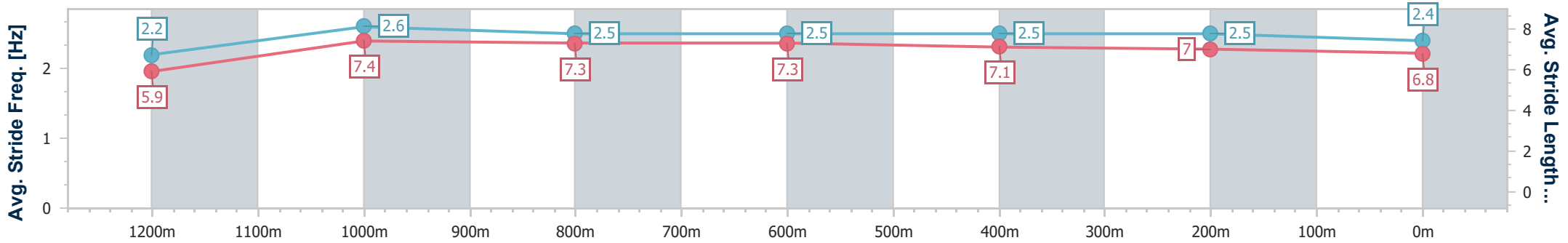
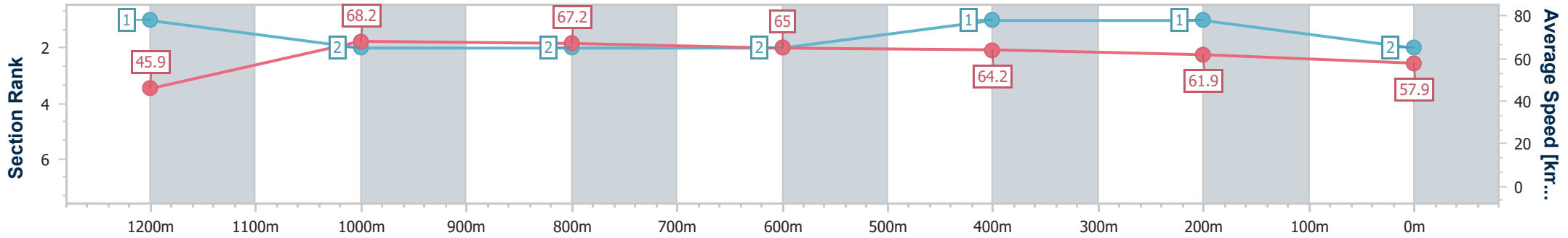
Horse/Jockey Name	Humour Me
Final Rank	2
Fastest Section Time (Section)	0:07.83 (Overall)
Top Speed [km/h] (Section)	70.8 (1200m)
Race State	Finished



Mackay QLD Professional
 Race 2: Ladbrokes Racing Club BM70 Handicap - 1300m
 17 October 2024 - 13:45
 Track Rating: Good 4, Weather: Fine, Rail Position: True



Section	Overall	1200m	1000m	800m	600m	400m	200m
Section Times	1:15.55 [2] (0:07.83)	1:07.72 [1] (0:10.61)	0:57.11 [2] (0:10.71)	0:46.40 [2] (0:10.98)	0:35.42 [2] (0:11.30)	0:24.12 [1] (0:11.67)	0:12.45 [1] (0:12.45)
Average Speed [km/h]	45.9	68.2	67.2	65.0	64.2	61.9	57.9
Top Speed [km/h]	63.5	70.8	68.3	66.7	64.7	62.9	60.1
Avg. Dist. to Rail [m]	6.7	1.3	0.7	1.4	1.0	4.5	5.1
Avg. Stride Freq. [Hz]	2.2	2.6	2.5	2.5	2.5	2.5	2.4
Avg. Stride Length [m]	5.9	7.4	7.3	7.3	7.1	7.0	6.8



- [] Ranking at each section and finish
- .-.- No data available at this section
- NA No data available



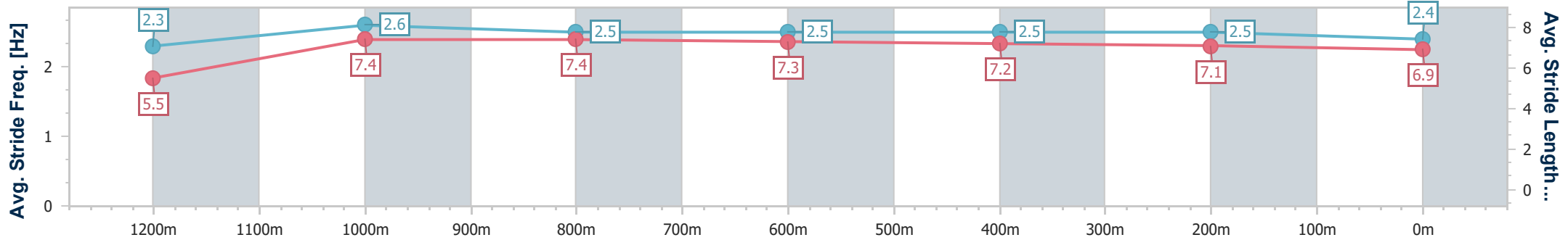
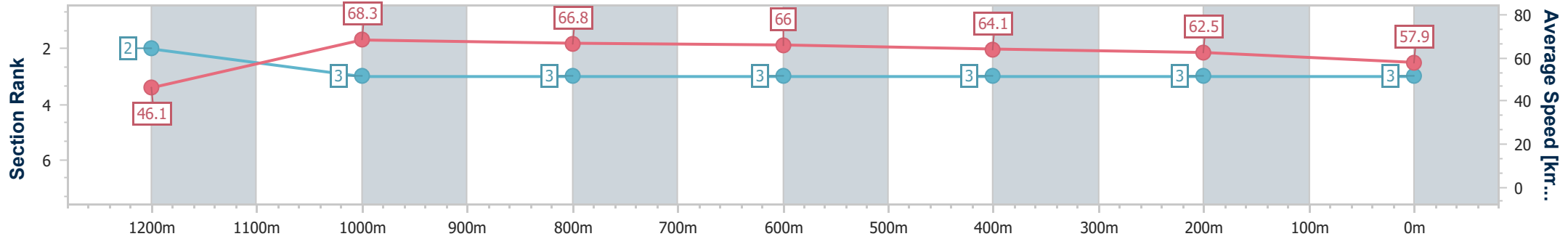
Horse/Jockey Name	Sennaprost
Final Rank	3
Fastest Section Time (Section)	0:07.85 (Overall)
Top Speed [km/h] (Section)	69.7 (1200m)
Race State	Finished



Mackay QLD Professional
 Race 2: Ladbrokes Racing Club BM70 Handicap - 1300m
 17 October 2024 - 13:45
 Track Rating: Good 4, Weather: Fine, Rail Position: True



Section	Overall	1200m	1000m	800m	600m	400m	200m
Section Times	1:15.64 [3] (0:07.85)	1:07.79 [2] (0:10.60)	0:57.19 [3] (0:10.82)	0:46.37 [3] (0:10.98)	0:35.39 [3] (0:11.36)	0:24.03 [3] (0:11.59)	0:12.44 [3] (0:12.44)
Average Speed [km/h]	46.1	68.3	66.8	66.0	64.1	62.5	57.9
Top Speed [km/h]	64.3	69.7	68.8	66.5	64.8	63.6	62.0
Avg. Dist. to Rail [m]	10.8	4.2	1.9	1.3	1.7	4.9	8.1
Avg. Stride Freq. [Hz]	2.3	2.6	2.5	2.5	2.5	2.5	2.4
Avg. Stride Length [m]	5.5	7.4	7.4	7.3	7.2	7.1	6.9



- [] Ranking at each section and finish
- .-.- No data available at this section
- NA No data available



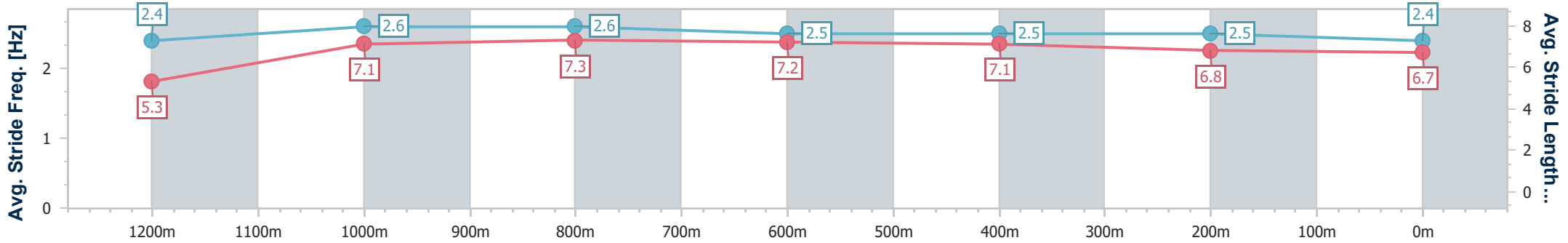
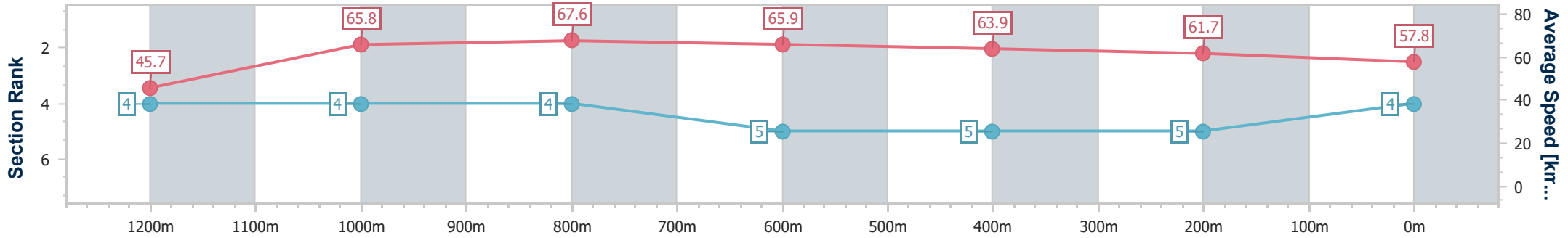
Horse/Jockey Name	Brave Agenda
Final Rank	4
Fastest Section Time (Section)	0:07.87 (Overall)
Top Speed [km/h] (Section)	69.9 (1000m)
Race State	Finished



Mackay QLD Professional
 Race 2: Ladbrokes Racing Club BM70 Handicap - 1300m
 17 October 2024 - 13:45
 Track Rating: Good 4, Weather: Fine, Rail Position: True



Section	Overall	1200m	1000m	800m	600m	400m	200m
Section Times	1:16.04 [4] (0:07.87)	1:08.17 [4] (0:10.97)	0:57.20 [4] (0:10.70)	0:46.50 [4] (0:11.03)	0:35.47 [5] (0:11.31)	0:24.16 [5] (0:11.68)	0:12.48 [5] (0:12.48)
Average Speed [km/h]	45.7	65.8	67.6	65.9	63.9	61.7	57.8
Top Speed [km/h]	62.7	69.0	69.9	67.5	66.8	62.6	60.9
Avg. Dist. to Rail [m]	8.3	2.2	1.6	2.4	0.6	2.8	3.6
Avg. Stride Freq. [Hz]	2.4	2.6	2.6	2.5	2.5	2.5	2.4
Avg. Stride Length [m]	5.3	7.1	7.3	7.2	7.1	6.8	6.7



- [] Ranking at each section and finish
- .-.- No data available at this section
- NA No data available



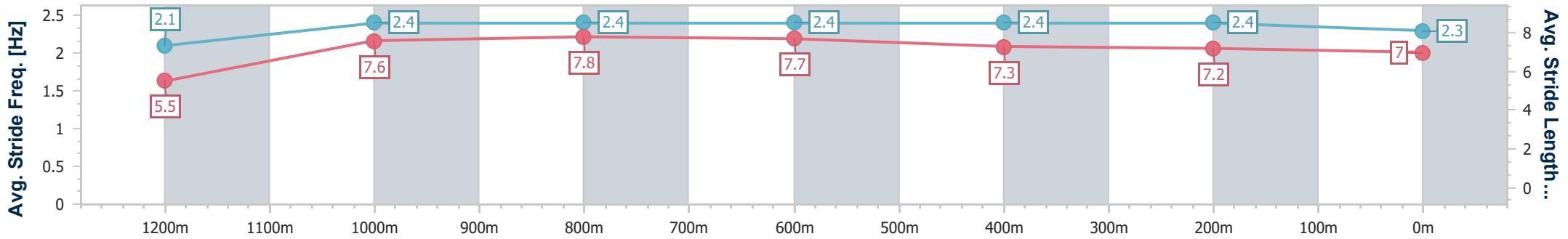
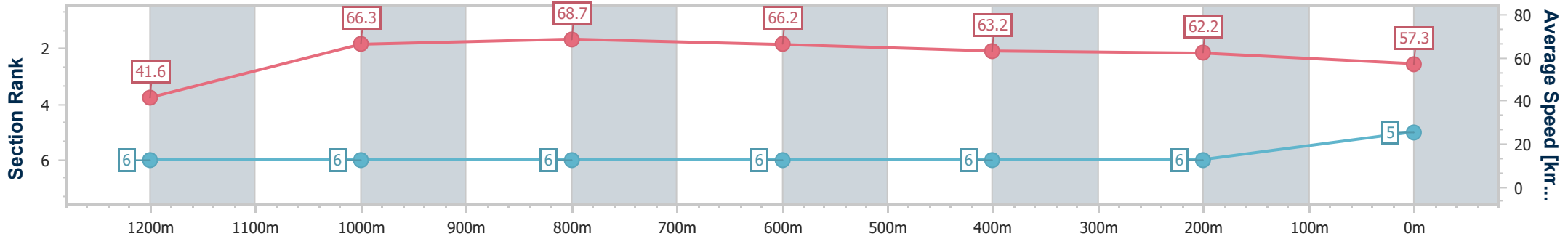
Horse/Jockey Name	Such A Whit
Final Rank	5
Fastest Section Time (Section)	0:08.60 (Overall)
Top Speed [km/h] (Section)	69.5 (1000m)
Race State	Finished



Mackay QLD Professional
 Race 2: Ladbrokes Racing Club BM70 Handicap - 1300m
 17 October 2024 - 13:45
 Track Rating: Good 4, Weather: Fine, Rail Position: True



Section	Overall	1200m	1000m	800m	600m	400m	200m
Section Times	1:16.48 [5] (0:08.60)	1:07.88 [6] (0:10.90)	0:56.98 [6] (0:10.55)	0:46.43 [6] (0:10.86)	0:35.57 [6] (0:11.37)	0:24.20 [6] (0:11.64)	0:12.56 [6]
Average Speed [km/h]	41.6	66.3	68.7	66.2	63.2	62.2	57.3
Top Speed [km/h]	60.1	69.2	69.5	68.9	65.4	63.5	61.5
Avg. Dist. to Rail [m]	6.1	2.2	2.0	0.5	0.6	4.2	7.8
Avg. Stride Freq. [Hz]	2.1	2.4	2.4	2.4	2.4	2.4	2.3
Avg. Stride Length [m]	5.5	7.6	7.8	7.7	7.3	7.2	7.0



- [] Ranking at each section and finish
- .-.- No data available at this section
- NA No data available



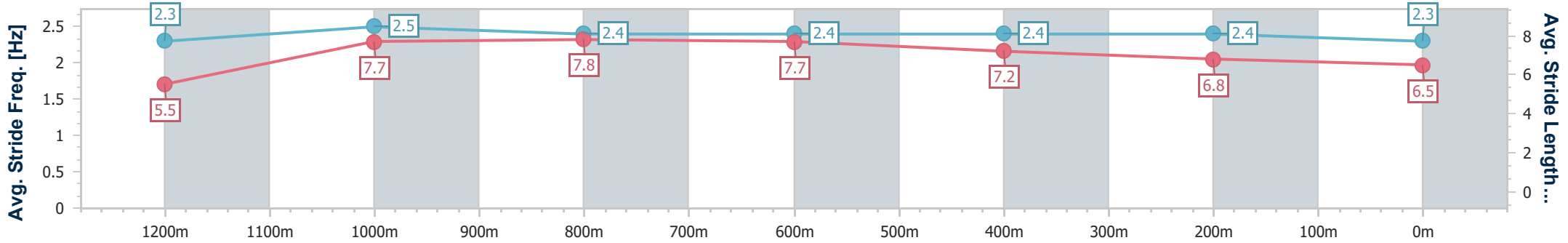
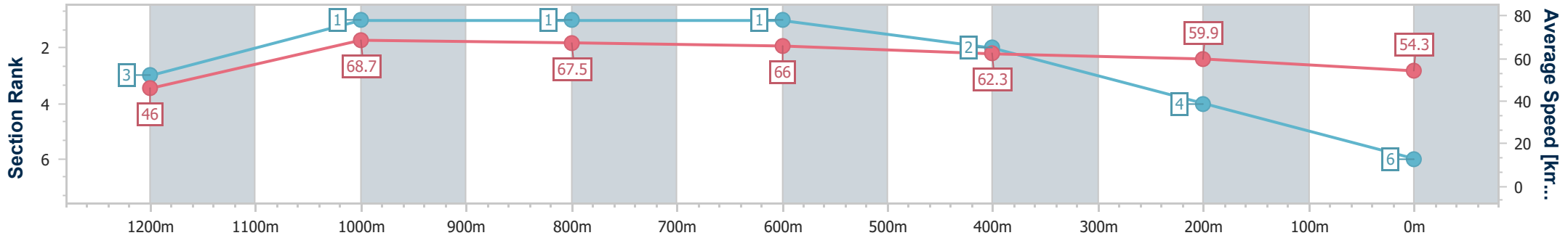
Horse/Jockey Name	Chilli Palmer
Final Rank	6
Fastest Section Time (Section)	0:07.86 (Overall)
Top Speed [km/h] (Section)	70.6 (1200m)
Race State	Finished



Mackay QLD Professional
 Race 2: Ladbrokes Racing Club BM70 Handicap - 1300m
 17 October 2024 - 13:45
 Track Rating: Good 4, Weather: Fine, Rail Position: True



Section	Overall	1200m	1000m	800m	600m	400m	200m
Section Times	1:16.76 [6] (0:07.86)	1:08.90 [3] (0:10.50)	0:58.40 [1] (0:10.70)	0:47.70 [1] (0:10.92)	0:36.78 [1] (0:11.49)	0:25.29 [2] (0:12.00)	0:13.29 [4] (0:13.29)
Average Speed [km/h]	46.0	68.7	67.5	66.0	62.3	59.9	54.3
Top Speed [km/h]	64.6	70.6	70.1	67.4	63.2	61.4	57.6
Avg. Dist. to Rail [m]	7.4	2.0	1.3	0.8	0.8	1.2	3.2
Avg. Stride Freq. [Hz]	2.3	2.5	2.4	2.4	2.4	2.4	2.3
Avg. Stride Length [m]	5.5	7.7	7.8	7.7	7.2	6.8	6.5



- [] Ranking at each section and finish
- .-.- No data available at this section
- NA No data available