



Doomben QLD Professional

Race 8: Insurebuild BM65 Handicap - 1200m

16 October 2024 - 16:54



BRISBANE
RACING CLUB

Track Rating: Soft 5, Weather: Overcast, Rail Position: +10.5m Entire

Section												Last 600m		
Field Times		Overall	1000m	800m	600m	400m	200m						0:35.04	
		1:10.91 (0:13.39)	0:57.52 (0:10.91)	0:46.61 (0:11.57)	0:35.04 (0:11.76)	0:23.28 (0:11.29)	0:11.99 (0:11.99)							
Rank	TAB	Horse/Jockey	Barrier	Top Speed [km/h]	Fastest Section							Margin	Distance Travelled [m]	
1	15	MISS BAYLES Justin Huxtable	9	70.1 Overall	0:10.91 1000m	1:10.91 [1] (0:13.39)	0:57.52 [1] (0:10.91)	0:46.61 [2] (0:11.64)	0:34.97 [2] (0:11.69)	0:23.28 [1] (0:11.29)	0:11.99 [1] (0:11.99)	1:10.91	0:34.97	
2	8	I AM A MARVEL Noel Callow	7	68.4 Overall	0:11.07 400m	1:10.92 [2] (0:13.93)	0:56.99 [10] (0:11.08)	0:45.91 [9] (0:11.51)	0:34.40 [9] (0:11.59)	0:22.81 [7] (0:11.07)	0:11.74 [5] (0:11.74)	0.06L	0:34.40	-3
3	12	MISS EMMA James Orman	1	68.8 1000m	0:10.90 1000m	1:11.13 [3] (0:13.58)	0:57.55 [7] (0:10.90)	0:46.65 [3] (0:11.71)	0:34.94 [5] (0:11.76)	0:23.18 [5] (0:11.18)	0:12.00 [3] (0:12.00)	1.34L	0:34.94	-1
4	14	TREASURER Dan McGillivray	10	69.1 Overall	0:10.90 1000m	1:11.33 [4] (0:13.40)	0:57.93 [2] (0:10.90)	0:47.03 [1] (0:11.57)	0:35.46 [1] (0:11.77)	0:23.69 [2] (0:11.34)	0:12.35 [2] (0:12.35)	2.48L	0:35.46	+0
5	3	STRAPPARSI Jasper Franklin	2	69.3 1000m	0:11.00 1000m	1:11.34 [5] (0:13.52)	0:57.82 [5] (0:11.00)	0:46.82 [5] (0:11.59)	0:35.23 [3] (0:11.66)	0:23.57 [3] (0:11.37)	0:12.20 [4] (0:12.20)	2.56L	0:35.23	+0
6	6	TALANA Jake Molloy	3	68.4 1000m	0:11.07 1000m	1:11.59 [6] (0:13.73)	0:57.86 [8] (0:11.07)	0:46.79 [8] (0:11.56)	0:35.23 [7] (0:11.70)	0:23.53 [6] (0:11.48)	0:12.05 [6] (0:12.05)	4.02L	0:35.23	+0
7	17	PINK CASHMERE Cody Collis	6	68.1 1000m	0:11.18 1000m	1:11.59 [7] (0:13.85)	0:57.74 [9] (0:11.18)	0:46.56 [10] (0:11.63)	0:34.93 [10] (0:11.79)	0:23.14 [10] (0:11.23)	0:11.91 [7] (0:11.91)	4.04L	0:34.93	-1
8	10	MISS TAMBO Ryan Maloney	8	68.7 1000m	0:10.96 1000m	1:11.81 [8] (0:14.25)	0:57.56 [11] (0:10.96)	0:46.60 [11] (0:11.67)	0:34.93 [11] (0:11.77)	0:23.16 [11] (0:11.16)	0:12.00 [10] (0:12.00)	5.31L	0:34.93	+0
9	16	DEALING'S DONE Trudy Thornton	11	68.5 1000m	0:11.07 1000m	1:12.25 [9] (0:13.41)	0:58.84 [3] (0:11.07)	0:47.77 [4] (0:11.64)	0:36.13 [4] (0:11.77)	0:24.36 [4] (0:11.85)	0:12.51 [8] (0:12.51)	7.92L	0:36.13	+3
10	11	SALT LAKE BETTY Robbie Dolan	5	67.7 1000m	0:11.17 1000m	1:12.38 [10] (0:13.56)	0:58.82 [6] (0:11.17)	0:47.65 [6] (0:11.59)	0:36.06 [6] (0:11.80)	0:24.26 [8] (0:11.69)	0:12.57 [9] (0:12.57)	8.66L	0:36.06	+6

Scratched: Snow Boum (#13), Tellez (#4), Ain't She Lovely (#5), Baltray (#7), Brocky (#1), Runwiththetide (#2)

[] Ranking at each section and finish
 -:-:- No data available at this section
 NA No data available

SCN Saddle cloth number
 DNF Did not finish
 DNT Did not track



Doomben QLD Professional
Race 8: Insurebuild BM65 Handicap - 1200m
16 October 2024 - 16:54



Track Rating: Soft 5, Weather: Overcast, Rail Position: +10.5m Entire

Section	Overall	1000m	800m	600m	400m	200m	Last 600m
Field Times	1:10.91 (0:13.39)	0:57.52 (0:10.91)	0:46.61 (0:11.57)	0:35.04 (0:11.76)	0:23.28 (0:11.29)	0:11.99 (0:11.99)	0:35.04

Rank	TAB	Horse/Jockey	Barrier	Top Speed [km/h]	Fastest Section	Margin	Distance Travelled [m]
11	9	KEMI ZABI	4	69.1	0:11.23	1:12.40 [11]	
		Emily Lang		Overall	1000m	(0:13.50)	(0:11.23)
						(0:11.66)	(0:11.88)
						(0:11.57)	(0:12.56)
						8.77L	0:36.01
							+4

Scratched: Snow Boum (#13), Tellez (#4), Ain't She Lovely (#5), Baltray (#7), Brocky (#1), Runwiththetide (#2)

[] Ranking at each section and finish
 -:-:- No data available at this section
 NA No data available

SCN Saddle cloth number
 DNF Did not finish
 DNT Did not track



Horse/Jockey Name	Miss Bayles
Final Rank	1
Fastest Section Time (Section)	0:10.91 (1000m)
Top Speed [km/h] (Section)	70.1 (Overall)
Race State	Finished



Doomben QLD Professional

Race 8: Insurebuild BM65 Handicap - 1200m

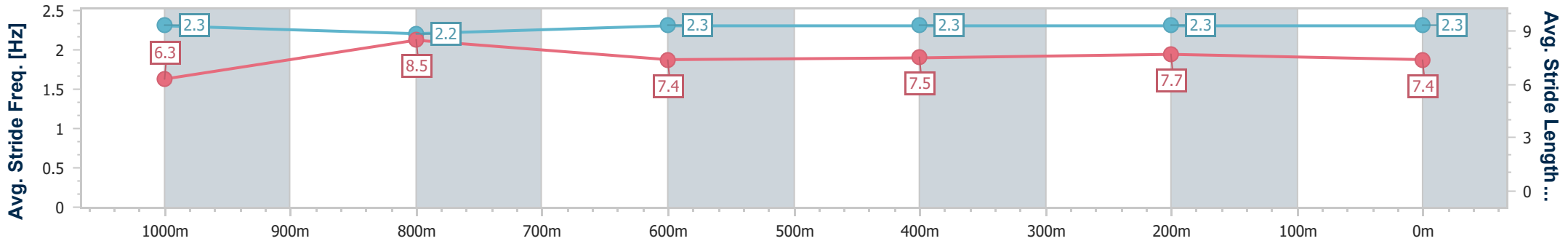
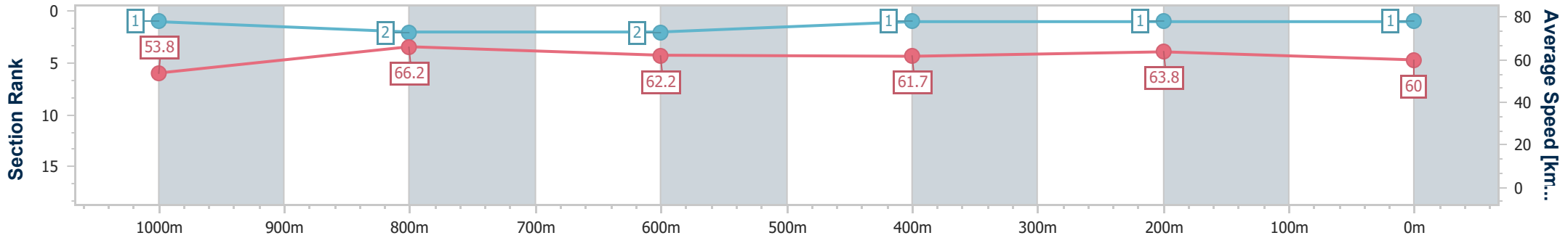
16 October 2024 - 16:54

Track Rating: Soft 5, Weather: Overcast, Rail Position: +10.5m Entire



BRISBANE RACING CLUB

Section	Overall	1000m	800m	600m	400m	200m
Section Times	1:10.91 [1] (0:13.39)	0:57.52 [1] (0:10.91)	0:46.61 [2] (0:11.64)	0:34.97 [2] (0:11.69)	0:23.28 [1] (0:11.29)	0:11.99 [1] (0:11.99)
Average Speed [km/h]	53.8	66.2	62.2	61.7	63.8	60.0
Top Speed [km/h]	70.1	69.9	63.7	63.0	64.3	63.3
Avg. Dist. to Rail [m]	7.1	1.7	0.9	0.4	0.5	1.9
Avg. Stride Freq. [Hz]	2.3	2.2	2.3	2.3	2.3	2.3
Avg. Stride Length [m]	6.3	8.5	7.4	7.5	7.7	7.4



- [] Ranking at each section and finish
- .-.- No data available at this section
- NA No data available



Horse/Jockey Name	I Am A Marvel
Final Rank	2
Fastest Section Time (Section)	0:11.07 (400m)
Top Speed [km/h] (Section)	68.4 (Overall)
Race State	Finished



Doomben QLD Professional

Race 8: Insurebuild BM65 Handicap - 1200m

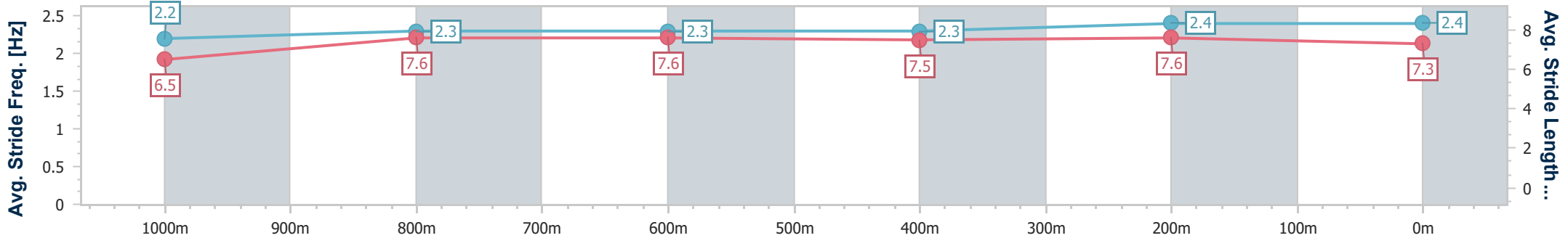
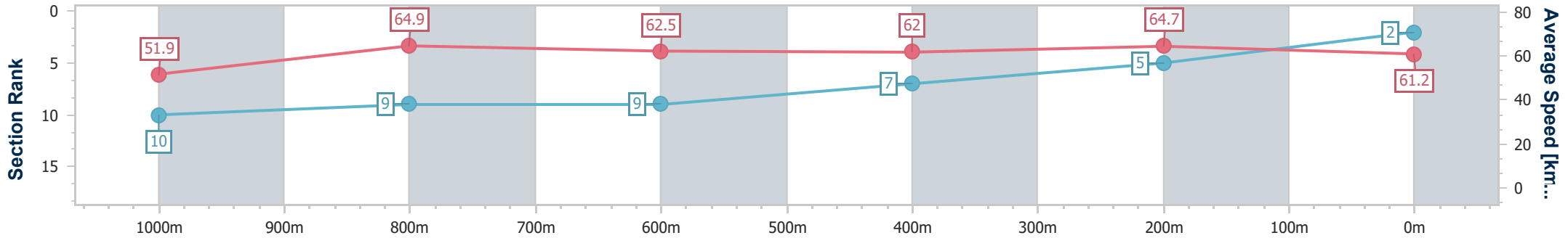
16 October 2024 - 16:54

Track Rating: Soft 5, Weather: Overcast, Rail Position: +10.5m Entire



BRISBANE RACING CLUB

Section	Overall	1000m	800m	600m	400m	200m
Section Times	1:10.92 [2] (0:13.93)	0:56.99 [10] (0:11.08)	0:45.91 [9] (0:11.51)	0:34.40 [9] (0:11.59)	0:22.81 [7] (0:11.07)	0:11.74 [5] (0:11.74)
Average Speed [km/h]	51.9	64.9	62.5	62.0	64.7	61.2
Top Speed [km/h]	68.4	68.3	62.9	63.2	66.3	64.4
Avg. Dist. to Rail [m]	5.0	0.4	0.2	0.7	0.9	1.3
Avg. Stride Freq. [Hz]	2.2	2.3	2.3	2.3	2.4	2.4
Avg. Stride Length [m]	6.5	7.6	7.6	7.5	7.6	7.3



- [] Ranking at each section and finish
- .-.- No data available at this section
- NA No data available



Horse/Jockey Name	Miss Emma
Final Rank	3
Fastest Section Time (Section)	0:10.90 (1000m)
Top Speed [km/h] (Section)	68.8 (1000m)
Race State	Finished



Doomben QLD Professional

Race 8: Insurebuild BM65 Handicap - 1200m

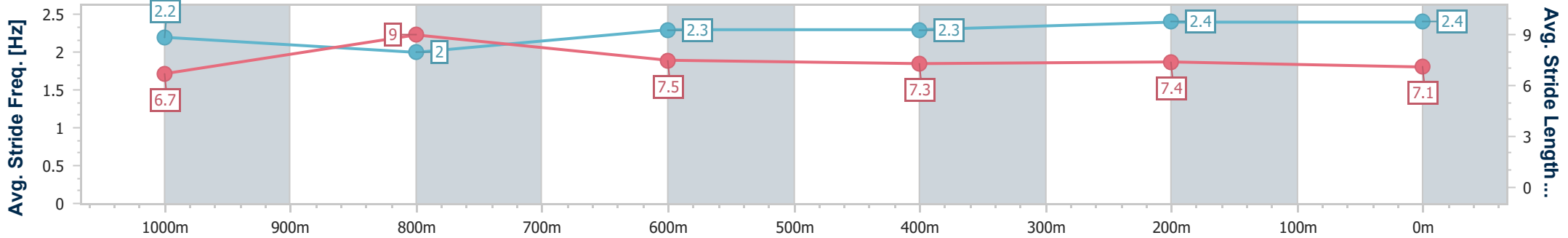
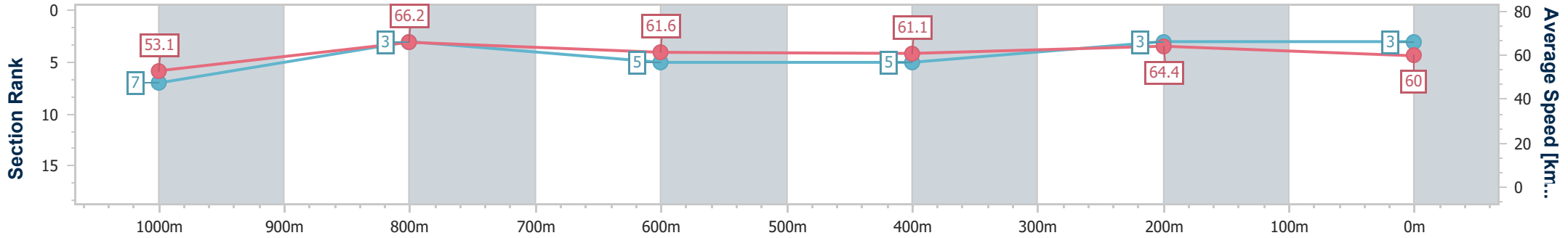
16 October 2024 - 16:54

Track Rating: Soft 5, Weather: Overcast, Rail Position: +10.5m Entire



BRISBANE RACING CLUB

Section	Overall	1000m	800m	600m	400m	200m
Section Times	1:11.13 [3] (0:13.58)	0:57.55 [7] (0:10.90)	0:46.65 [3] (0:11.71)	0:34.94 [5] (0:11.76)	0:23.18 [5] (0:11.18)	0:12.00 [3] (0:12.00)
Average Speed [km/h]	53.1	66.2	61.6	61.1	64.4	60.0
Top Speed [km/h]	68.8	68.8	62.3	61.9	66.8	64.2
Avg. Dist. to Rail [m]	1.4	0.5	0.5	0.3	1.8	3.9
Avg. Stride Freq. [Hz]	2.2	2.0	2.3	2.3	2.4	2.4
Avg. Stride Length [m]	6.7	9.0	7.5	7.3	7.4	7.1



- [] Ranking at each section and finish
- .-.- No data available at this section
- NA No data available



Horse/Jockey Name	Treasurer
Final Rank	4
Fastest Section Time (Section)	0:10.90 (1000m)
Top Speed [km/h] (Section)	69.1 (Overall)
Race State	Finished



Doomben QLD Professional

Race 8: Insurebuild BM65 Handicap - 1200m

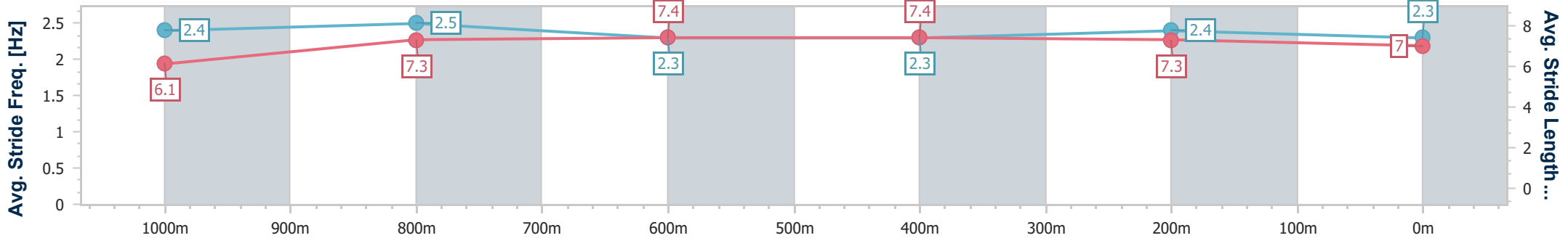
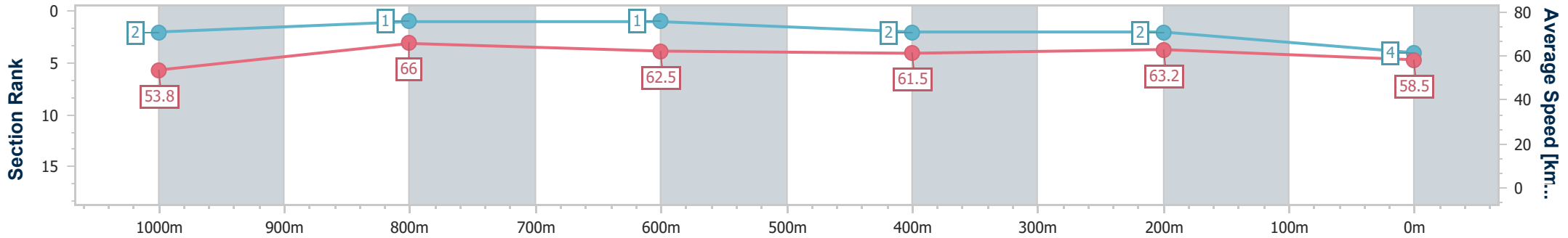
16 October 2024 - 16:54

Track Rating: Soft 5, Weather: Overcast, Rail Position: +10.5m Entire



BRISBANE RACING CLUB

Section	Overall	1000m	800m	600m	400m	200m
Section Times	1:11.33 [4] (0:13.40)	0:57.93 [2] (0:10.90)	0:47.03 [1] (0:11.57)	0:35.46 [1] (0:11.77)	0:23.69 [2] (0:11.34)	0:12.35 [2] (0:12.35)
Average Speed [km/h]	53.8	66.0	62.5	61.5	63.2	58.5
Top Speed [km/h]	69.1	68.6	64.4	62.5	64.4	62.4
Avg. Dist. to Rail [m]	7.1	1.2	0.8	0.8	1.1	2.7
Avg. Stride Freq. [Hz]	2.4	2.5	2.3	2.3	2.4	2.3
Avg. Stride Length [m]	6.1	7.3	7.4	7.4	7.3	7.0



- [] Ranking at each section and finish
- .-.- No data available at this section
- NA No data available



Horse/Jockey Name	Strapparsi
Final Rank	5
Fastest Section Time (Section)	0:11.00 (1000m)
Top Speed [km/h] (Section)	69.3 (1000m)
Race State	Finished



Doomben QLD Professional

Race 8: Insurebuild BM65 Handicap - 1200m

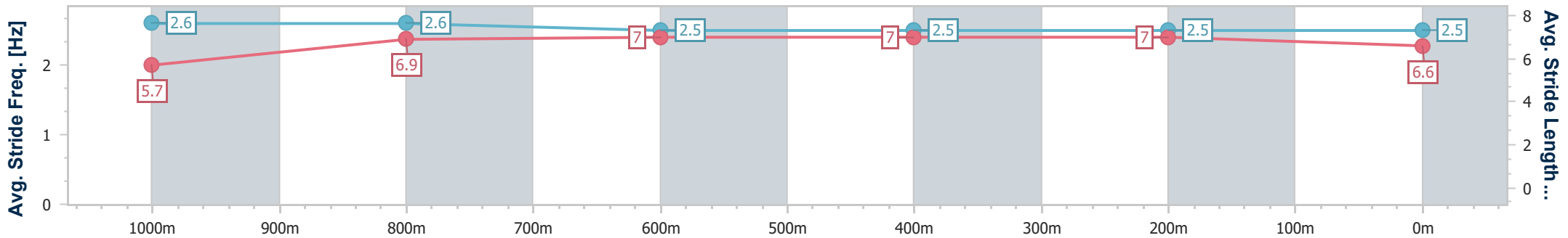
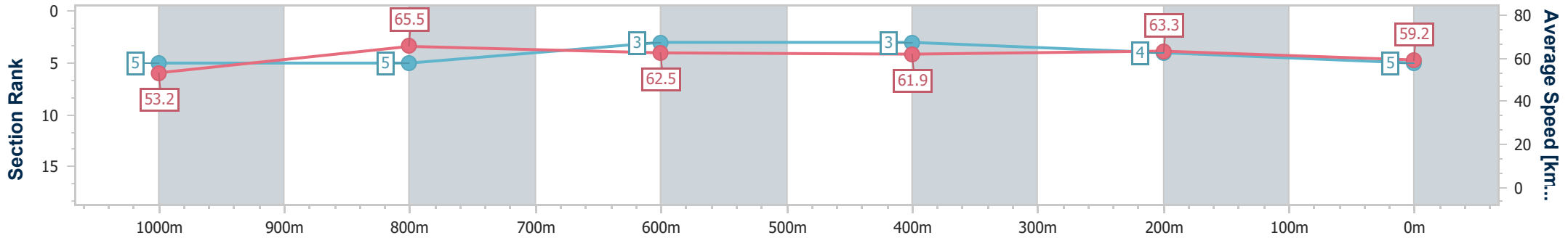
16 October 2024 - 16:54

Track Rating: Soft 5, Weather: Overcast, Rail Position: +10.5m Entire



BRISBANE RACING CLUB

Section	Overall	1000m	800m	600m	400m	200m
Section Times	1:11.34 [5] (0:13.52)	0:57.82 [5] (0:11.00)	0:46.82 [5] (0:11.59)	0:35.23 [3] (0:11.66)	0:23.57 [3] (0:11.37)	0:12.20 [4] (0:12.20)
Average Speed [km/h]	53.2	65.5	62.5	61.9	63.3	59.2
Top Speed [km/h]	68.9	69.3	63.1	63.1	65.3	63.5
Avg. Dist. to Rail [m]	1.6	0.7	1.1	0.5	1.9	4.8
Avg. Stride Freq. [Hz]	2.6	2.6	2.5	2.5	2.5	2.5
Avg. Stride Length [m]	5.7	6.9	7.0	7.0	7.0	6.6



- [] Ranking at each section and finish
- .-.- No data available at this section
- NA No data available



Horse/Jockey Name	Talana
Final Rank	6
Fastest Section Time (Section)	0:11.07 (1000m)
Top Speed [km/h] (Section)	68.4 (1000m)
Race State	Finished



Doomben QLD Professional

Race 8: Insurebuild BM65 Handicap - 1200m

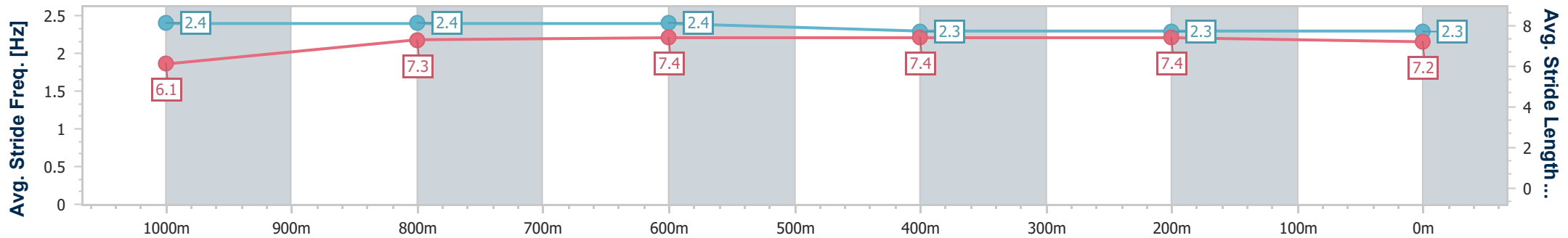
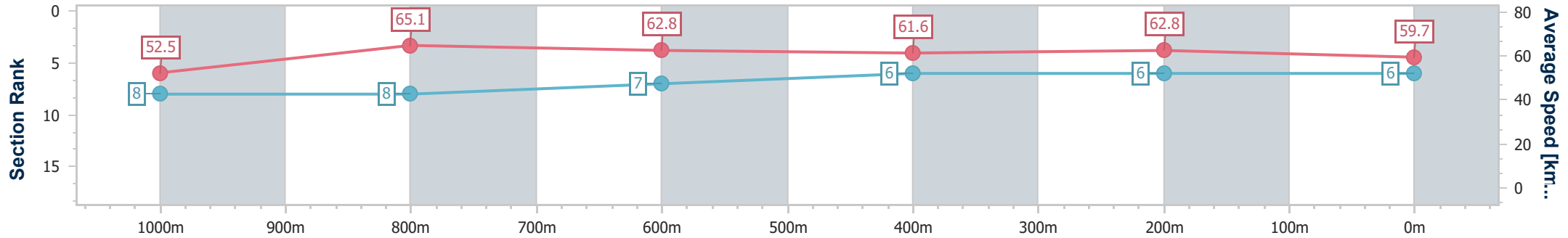
16 October 2024 - 16:54

Track Rating: Soft 5, Weather: Overcast, Rail Position: +10.5m Entire



BRISBANE RACING CLUB

Section	Overall	1000m	800m	600m	400m	200m
Section Times	1:11.59 [6] (0:13.73)	0:57.86 [8] (0:11.07)	0:46.79 [8] (0:11.56)	0:35.23 [7] (0:11.70)	0:23.53 [6] (0:11.48)	0:12.05 [6] (0:12.05)
Average Speed [km/h]	52.5	65.1	62.8	61.6	62.8	59.7
Top Speed [km/h]	67.8	68.4	63.5	62.4	63.8	62.5
Avg. Dist. to Rail [m]	2.5	1.4	1.3	0.5	0.9	1.9
Avg. Stride Freq. [Hz]	2.4	2.4	2.4	2.3	2.3	2.3
Avg. Stride Length [m]	6.1	7.3	7.4	7.4	7.4	7.2



- [] Ranking at each section and finish
- .-.- No data available at this section
- NA No data available



Horse/Jockey Name	Pink Cashmere
Final Rank	7
Fastest Section Time (Section)	0:11.18 (1000m)
Top Speed [km/h] (Section)	68.1 (1000m)
Race State	Finished



Doomben QLD Professional

Race 8: Insurebuild BM65 Handicap - 1200m

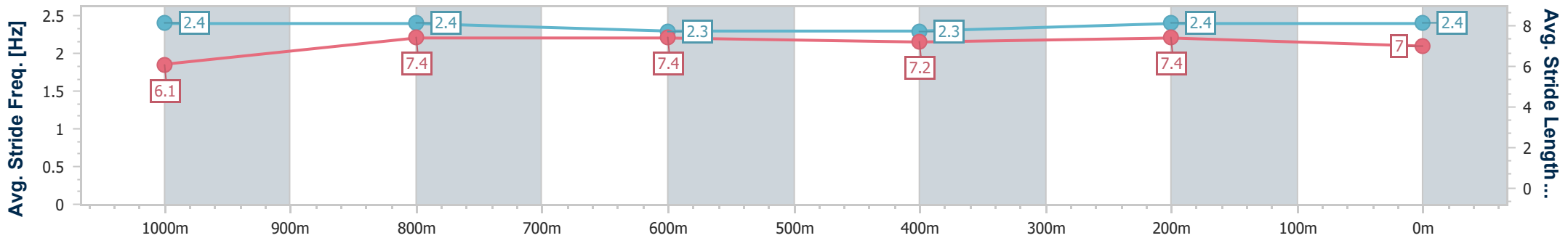
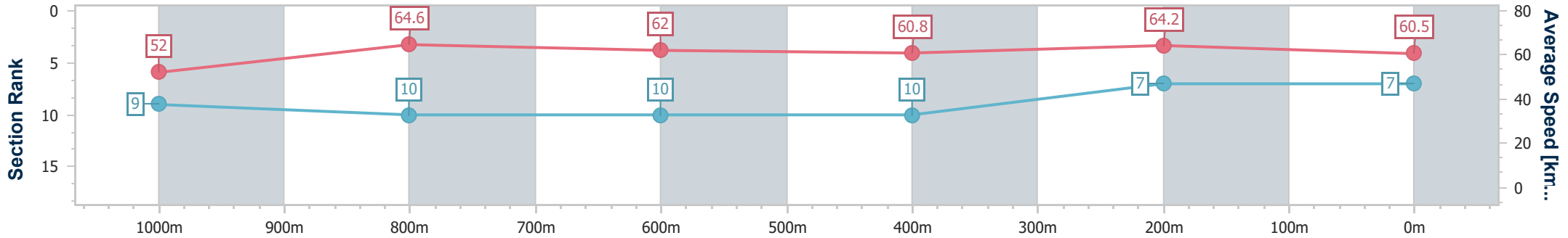
16 October 2024 - 16:54

Track Rating: Soft 5, Weather: Overcast, Rail Position: +10.5m Entire



BRISBANE RACING CLUB

Section	Overall	1000m	800m	600m	400m	200m
Section Times	1:11.59 [7] (0:13.85)	0:57.74 [9] (0:11.18)	0:46.56 [10] (0:11.63)	0:34.93 [10] (0:11.79)	0:23.14 [10] (0:11.23)	0:11.91 [7] (0:11.91)
Average Speed [km/h]	52.0	64.6	62.0	60.8	64.2	60.5
Top Speed [km/h]	67.0	68.1	63.1	61.8	66.2	62.0
Avg. Dist. to Rail [m]	5.3	1.7	0.2	0.4	1.1	1.2
Avg. Stride Freq. [Hz]	2.4	2.4	2.3	2.3	2.4	2.4
Avg. Stride Length [m]	6.1	7.4	7.4	7.2	7.4	7.0



- [] Ranking at each section and finish
- .-.- No data available at this section
- NA No data available



Horse/Jockey Name	Miss Tambo
Final Rank	8
Fastest Section Time (Section)	0:10.96 (1000m)
Top Speed [km/h] (Section)	68.7 (1000m)
Race State	Finished



Doomben QLD Professional

Race 8: Insurebuild BM65 Handicap - 1200m

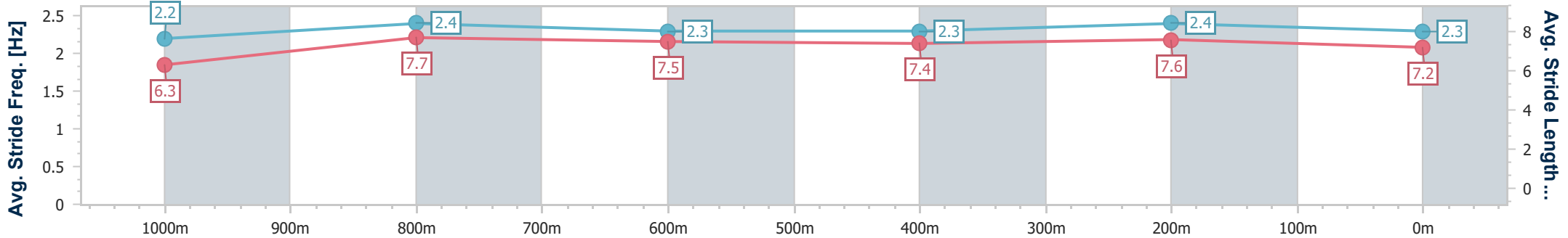
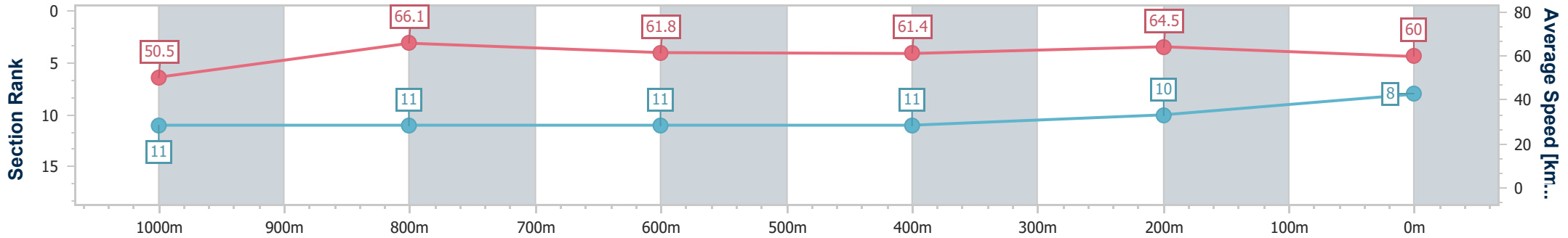
16 October 2024 - 16:54

Track Rating: Soft 5, Weather: Overcast, Rail Position: +10.5m Entire



BRISBANE RACING CLUB

Section	Overall	1000m	800m	600m	400m	200m
Section Times	1:11.81 [8] (0:14.25)	0:57.56 [11] (0:10.96)	0:46.60 [11] (0:11.67)	0:34.93 [11] (0:11.77)	0:23.16 [11] (0:11.16)	0:12.00 [10] (0:12.00)
Average Speed [km/h]	50.5	66.1	61.8	61.4	64.5	60.0
Top Speed [km/h]	67.6	68.7	62.9	63.0	66.2	64.7
Avg. Dist. to Rail [m]	4.6	0.9	0.8	0.9	0.6	0.9
Avg. Stride Freq. [Hz]	2.2	2.4	2.3	2.3	2.4	2.3
Avg. Stride Length [m]	6.3	7.7	7.5	7.4	7.6	7.2



- [] Ranking at each section and finish
- .-.- No data available at this section
- NA No data available



Horse/Jockey Name	Dealing's Done
Final Rank	9
Fastest Section Time (Section)	0:11.07 (1000m)
Top Speed [km/h] (Section)	68.5 (1000m)
Race State	Finished



Doomben QLD Professional

Race 8: Insurebuild BM65 Handicap - 1200m

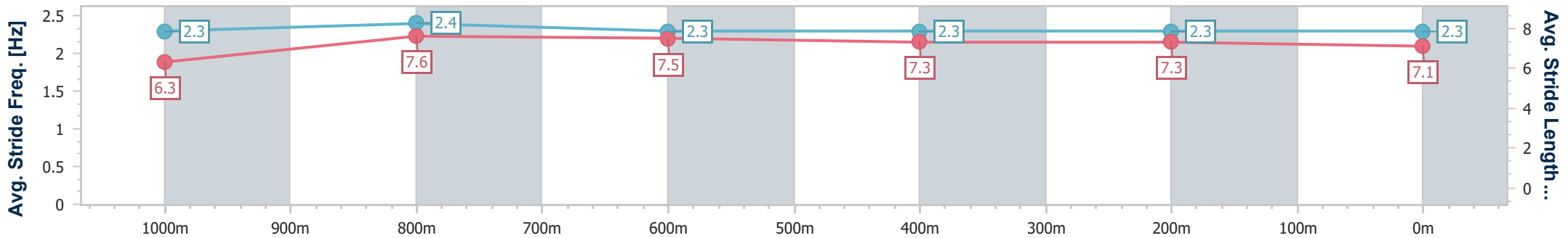
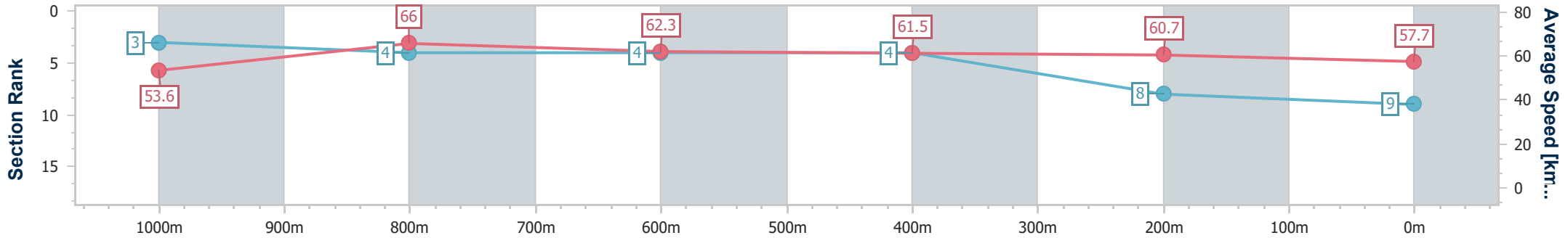
16 October 2024 - 16:54

Track Rating: Soft 5, Weather: Overcast, Rail Position: +10.5m Entire



BRISBANE RACING CLUB

Section	Overall	1000m	800m	600m	400m	200m
Section Times	1:12.25 [9] (0:13.41)	0:58.84 [3] (0:11.07)	0:47.77 [4] (0:11.64)	0:36.13 [4] (0:11.77)	0:24.36 [4] (0:11.85)	0:12.51 [8] (0:12.51)
Average Speed [km/h]	53.6	66.0	62.3	61.5	60.7	57.7
Top Speed [km/h]	68.3	68.5	63.0	62.8	61.8	59.6
Avg. Dist. to Rail [m]	8.2	3.9	2.0	0.8	0.9	0.9
Avg. Stride Freq. [Hz]	2.3	2.4	2.3	2.3	2.3	2.3
Avg. Stride Length [m]	6.3	7.6	7.5	7.3	7.3	7.1



- [] Ranking at each section and finish
- .-.- No data available at this section
- NA No data available



Horse/Jockey Name	Salt Lake Betty
Final Rank	10
Fastest Section Time (Section)	0:11.17 (1000m)
Top Speed [km/h] (Section)	67.7 (1000m)
Race State	Finished



Doomben QLD Professional

Race 8: Insurebuild BM65 Handicap - 1200m

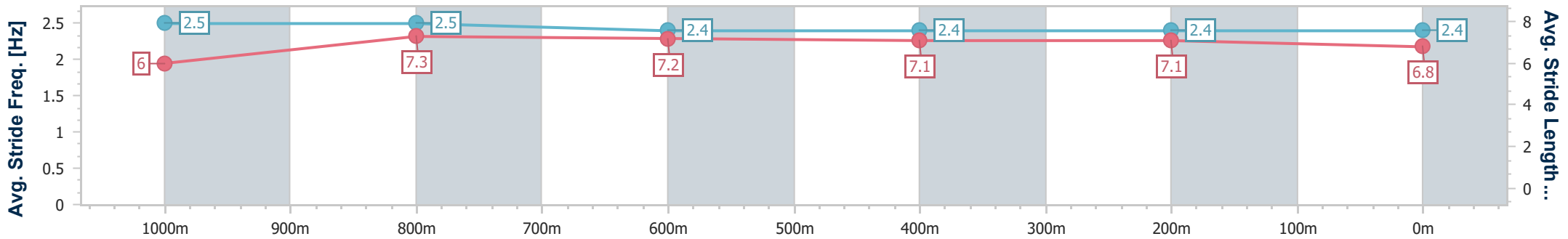
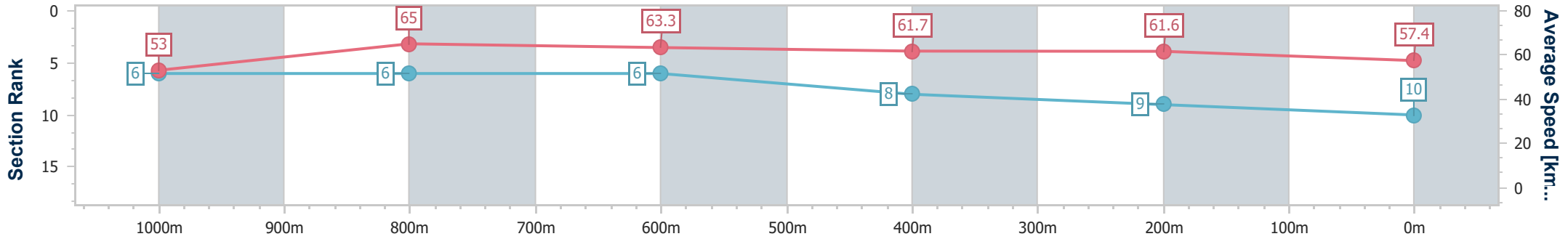
16 October 2024 - 16:54

Track Rating: Soft 5, Weather: Overcast, Rail Position: +10.5m Entire



BRISBANE RACING CLUB

Section	Overall	1000m	800m	600m	400m	200m
Section Times	1:12.38 [10] (0:13.56)	0:58.82 [6] (0:11.17)	0:47.65 [6] (0:11.59)	0:36.06 [6] (0:11.80)	0:24.26 [8] (0:11.69)	0:12.57 [9] (0:12.57)
Average Speed [km/h]	53.0	65.0	63.3	61.7	61.6	57.4
Top Speed [km/h]	66.9	67.7	64.1	62.5	63.3	61.7
Avg. Dist. to Rail [m]	4.6	2.8	3.4	2.1	3.1	3.2
Avg. Stride Freq. [Hz]	2.5	2.5	2.4	2.4	2.4	2.4
Avg. Stride Length [m]	6.0	7.3	7.2	7.1	7.1	6.8



- [] Ranking at each section and finish
- .-.- No data available at this section
- NA No data available



Horse/Jockey Name	Kemi Zabi
Final Rank	11
Fastest Section Time (Section)	0:11.23 (1000m)
Top Speed [km/h] (Section)	69.1 (Overall)
Race State	Finished



Doomben QLD Professional

Race 8: Insurebuild BM65 Handicap - 1200m

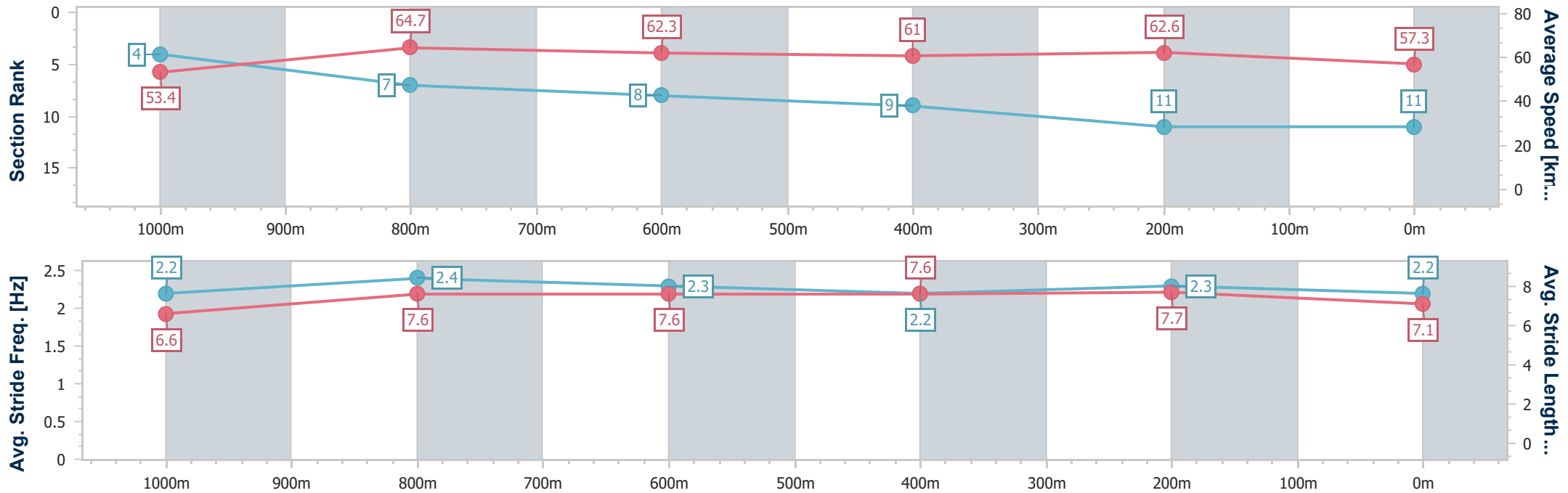
16 October 2024 - 16:54

Track Rating: Soft 5, Weather: Overcast, Rail Position: +10.5m Entire



BRISBANE RACING CLUB

Section	Overall	1000m	800m	600m	400m	200m
Section Times	1:12.40 [11] (0:13.50)	0:58.90 [4] (0:11.23)	0:47.67 [7] (0:11.66)	0:36.01 [8] (0:11.88)	0:24.13 [9] (0:11.57)	0:12.56 [11] (0:12.56)
Average Speed [km/h]	53.4	64.7	62.3	61.0	62.6	57.3
Top Speed [km/h]	69.1	69.0	63.3	61.9	63.8	61.3
Avg. Dist. to Rail [m]	2.8	2.3	1.7	1.7	3.4	5.5
Avg. Stride Freq. [Hz]	2.2	2.4	2.3	2.2	2.3	2.2
Avg. Stride Length [m]	6.6	7.6	7.6	7.6	7.7	7.1



- [] Ranking at each section and finish
- .-.-.- No data available at this section
- NA No data available