



Doomben QLD Professional

Race 5: Johns Lyng Group Maiden Plate - 1110m

16 October 2024 - 15:08



BRISBANE
RACING CLUB

Track Rating: Soft 6, Weather: Overcast, Rail Position: +10.5m Entire

Section		Field Times											Last 600m	
		Overall	1000m	800m	600m	400m	200m						0:00.00	
		(0:08.63)	(0:10.76)	(0:11.33)	(0:11.40)	(0:11.15)	(0:11.69)							
Rank	TAB Horse/Jockey	Barrier	Top Speed [km/h]	Fastest Section							Margin	Margin	Distance Travelled [m]	
1	20 KING POTTER Jag Guthmann-Chester	3	67.7	0:08.63	1:04.96 [1]	0:56.33 [1]	0:45.57 [1]	0:34.24 [1]	0:22.84 [1]	0:11.69 [1]	1:04.96	0:34.24		
			1000m	Overall	(0:08.63)	(0:10.76)	(0:11.33)	(0:11.40)	(0:11.15)	(0:11.69)				
2	4 DIBBA DOBBA Ron Stewart	5	66.8	0:08.73	1:05.96 [2]	0:57.23 [2]	0:46.22 [2]	0:34.95 [2]	0:23.51 [3]	0:12.23 [3]	5.87L	0:34.95	+6	
			1000m	Overall	(0:08.73)	(0:11.01)	(0:11.27)	(0:11.44)	(0:11.28)	(0:12.23)				
3	17 LUCKY LENI Jake Bayliss	1	68.1	0:08.95	1:06.00 [3]	0:57.05 [5]	0:46.20 [4]	0:34.91 [4]	0:23.42 [4]	0:12.19 [4]	6.09L	0:34.91	+1	
			1000m	Overall	(0:08.95)	(0:10.85)	(0:11.29)	(0:11.49)	(0:11.23)	(0:12.19)				
4	6 ROSEBERY TERRACE Matthew Gray	2	Data was not able to be tracked for this horse		-:--:-	-:--:-	-:--:-	-:--:-	-:--:-	-:--:-	6.58L	-:--:-	-----	
5	1 BUNDELLA James Orman	4	67.9	0:08.82	1:06.21 [5]	0:57.39 [3]	0:46.47 [3]	0:35.13 [3]	0:23.81 [2]	0:12.54 [2]	7.31L	0:35.13	+1	
			1000m	Overall	(0:08.82)	(0:10.92)	(0:11.34)	(0:11.32)	(0:11.27)	(0:12.54)				
6	16 WHEEPER Cody Collis	7	67.6	0:09.03	1:06.33 [6]	0:57.30 [7]	0:46.25 [5]	0:34.93 [5]	0:23.44 [5]	0:12.02 [6]	8.05L	0:34.93	+3	
			1000m	Overall	(0:09.03)	(0:11.05)	(0:11.32)	(0:11.49)	(0:11.42)	(0:12.02)				
7	7 CANTANKEROUS Kyle Wilson-Taylor	8	68.4	0:09.15	1:06.34 [7]	0:57.19 [8]	0:45.72 [8]	0:34.10 [8]	0:22.45 [8]	0:11.13 [8]	8.1L	0:34.10	+12	
			200m	Overall	(0:09.15)	(0:11.47)	(0:11.62)	(0:11.65)	(0:11.32)	(0:11.13)				
8	13 VALABING Nozi Tomizawa	6	66.2	0:09.01	1:06.35 [8]	0:57.34 [6]	0:46.18 [6]	0:34.86 [6]	0:23.41 [6]	0:12.22 [5]	8.16L	0:34.86	+1	
			1000m	Overall	(0:09.01)	(0:11.16)	(0:11.32)	(0:11.45)	(0:11.19)	(0:12.22)				
9	10 RUM RUNNER Andrew Mallyon	9	65.6	0:08.94	1:07.03 [9]	0:58.09 [4]	0:46.79 [7]	0:35.41 [7]	0:23.93 [7]	0:12.57 [7]	12.16L	0:35.41	+8	
			1000m	Overall	(0:08.94)	(0:11.30)	(0:11.38)	(0:11.48)	(0:11.36)	(0:12.57)				

Scratched: Towers Hill (#19), Paper Doll (#5), Rustic Tzar (#18), Deputize (#14), Siglo De Oro (#2), Power Of Success (#9), Shipping Lane (#11), Begorra (#3), Cubans Crown (#12), French Empire (#8), Irama (

[] Ranking at each section and finish
 -:--:- No data available at this section
 NA No data available

SCN Saddle cloth number
 DNF Did not finish
 DNT Did not track



Horse/Jockey Name	King Potter
Final Rank	1
Fastest Section Time (Section)	0:08.63 (Overall)
Top Speed [km/h] (Section)	67.7 (1000m)
Race State	Finished



Doomben QLD Professional

Race 5: Johns Lyng Group Maiden Plate - 1110m

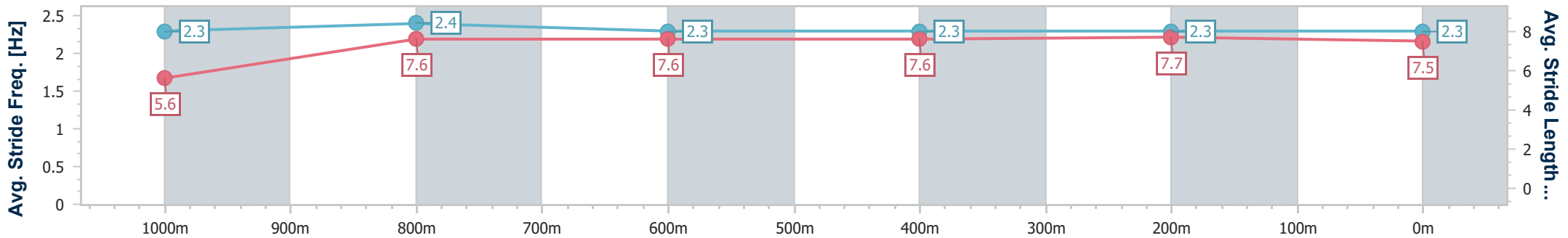
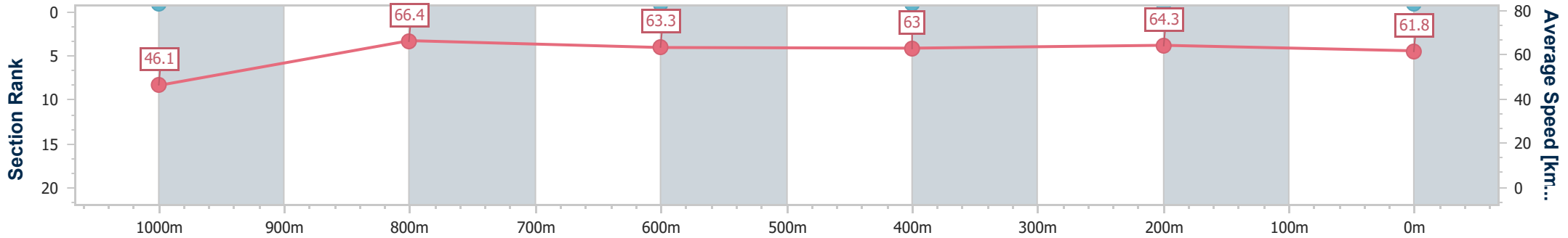
16 October 2024 - 15:08

Track Rating: Soft 6, Weather: Overcast, Rail Position: +10.5m Entire



BRISBANE RACING CLUB

Section	Overall	1000m	800m	600m	400m	200m
Section Times	1:04.96 [1] (0:08.63)	0:56.33 [1] (0:10.76)	0:45.57 [1] (0:11.33)	0:34.24 [1] (0:11.40)	0:22.84 [1] (0:11.15)	0:11.69 [1] (0:11.69)
Average Speed [km/h]	46.1	66.4	63.3	63.0	64.3	61.8
Top Speed [km/h]	65.6	67.7	65.1	63.6	66.8	65.7
Avg. Dist. to Rail [m]	1.7	1.9	1.1	0.5	1.3	1.1
Avg. Stride Freq. [Hz]	2.3	2.4	2.3	2.3	2.3	2.3
Avg. Stride Length [m]	5.6	7.6	7.6	7.6	7.7	7.5



- [] Ranking at each section and finish
- .-.- No data available at this section
- NA No data available



Horse/Jockey Name	Dibba Dobba
Final Rank	2
Fastest Section Time (Section)	0:08.73 (Overall)
Top Speed [km/h] (Section)	66.8 (1000m)
Race State	Finished



Doomben QLD Professional

Race 5: Johns Lyng Group Maiden Plate - 1110m

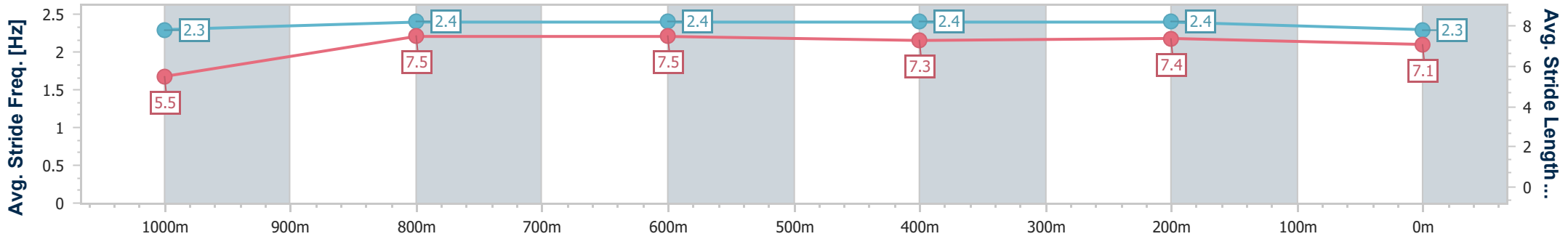
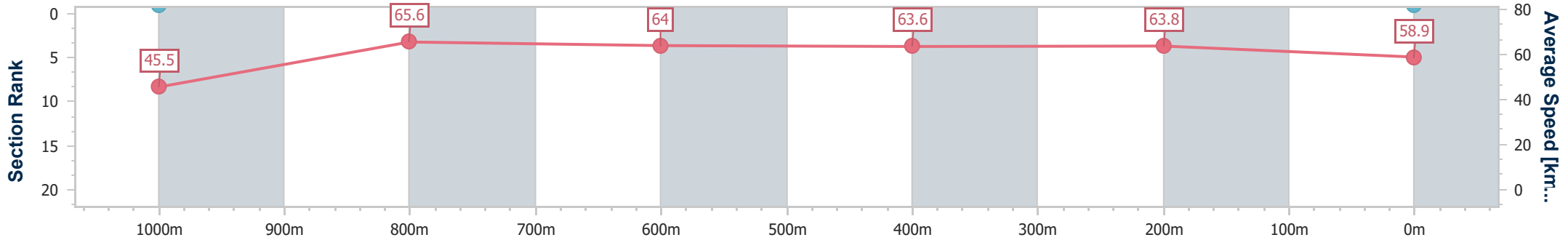
16 October 2024 - 15:08

Track Rating: Soft 6, Weather: Overcast, Rail Position: +10.5m Entire



BRISBANE RACING CLUB

Section	Overall	1000m	800m	600m	400m	200m
Section Times	1:05.96 [2] (0:08.73)	0:57.23 [2] (0:11.01)	0:46.22 [2] (0:11.27)	0:34.95 [2] (0:11.44)	0:23.51 [3] (0:11.28)	0:12.23 [3] (0:12.23)
Average Speed [km/h]	45.5	65.6	64.0	63.6	63.8	58.9
Top Speed [km/h]	65.7	66.8	66.1	65.1	65.5	62.4
Avg. Dist. to Rail [m]	4.1	1.4	0.9	1.8	2.3	2.5
Avg. Stride Freq. [Hz]	2.3	2.4	2.4	2.4	2.4	2.3
Avg. Stride Length [m]	5.5	7.5	7.5	7.3	7.4	7.1



- [] Ranking at each section and finish
- .-.- No data available at this section
- NA No data available



Horse/Jockey Name	Lucky Leni
Final Rank	3
Fastest Section Time (Section)	0:08.95 (Overall)
Top Speed [km/h] (Section)	68.1 (1000m)
Race State	Finished



Doomben QLD Professional

Race 5: Johns Lyng Group Maiden Plate - 1110m

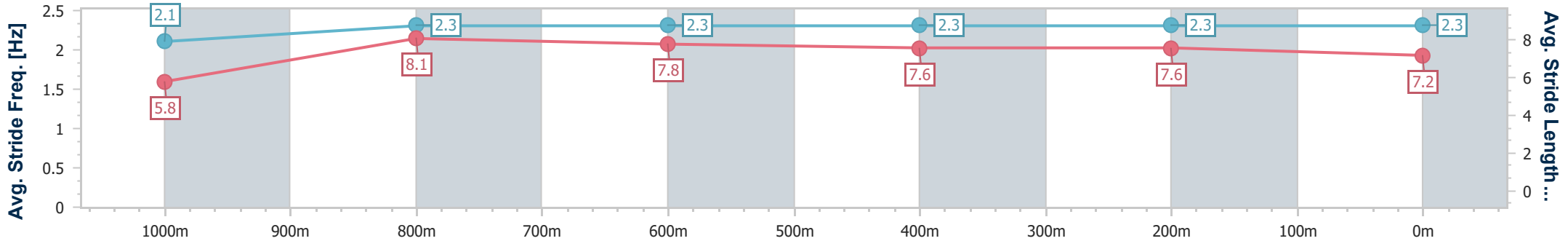
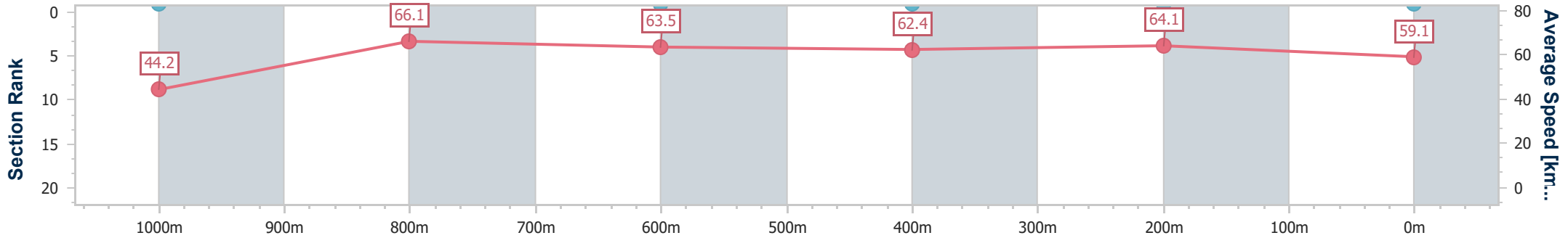
16 October 2024 - 15:08

Track Rating: Soft 6, Weather: Overcast, Rail Position: +10.5m Entire



BRISBANE RACING CLUB

Section	Overall	1000m	800m	600m	400m	200m
Section Times	1:06.00 [3] (0:08.95)	0:57.05 [5] (0:10.85)	0:46.20 [4] (0:11.29)	0:34.91 [4] (0:11.49)	0:23.42 [4] (0:11.23)	0:12.19 [4] (0:12.19)
Average Speed [km/h]	44.2	66.1	63.5	62.4	64.1	59.1
Top Speed [km/h]	65.6	68.1	65.8	63.3	65.9	63.2
Avg. Dist. to Rail [m]	0.8	1.4	0.8	0.2	0.8	2.4
Avg. Stride Freq. [Hz]	2.1	2.3	2.3	2.3	2.3	2.3
Avg. Stride Length [m]	5.8	8.1	7.8	7.6	7.6	7.2



- [] Ranking at each section and finish
- .-.- No data available at this section
- NA No data available



Horse/Jockey Name	Bundella
Final Rank	5
Fastest Section Time (Section)	0:08.82 (Overall)
Top Speed [km/h] (Section)	67.9 (1000m)
Race State	Finished



Doomben QLD Professional

Race 5: Johns Lyng Group Maiden Plate - 1110m

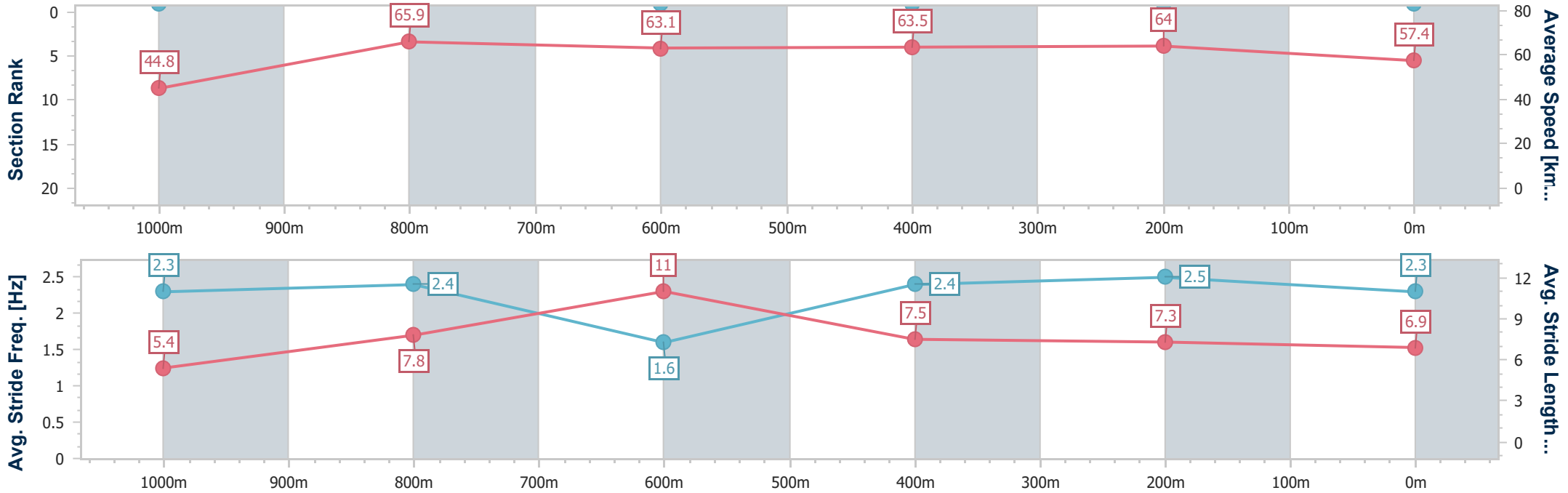
16 October 2024 - 15:08

Track Rating: Soft 6, Weather: Overcast, Rail Position: +10.5m Entire



BRISBANE RACING CLUB

Section	Overall	1000m	800m	600m	400m	200m
Section Times	1:06.21 [5] (0:08.82)	0:57.39 [3] (0:10.92)	0:46.47 [3] (0:11.34)	0:35.13 [3] (0:11.32)	0:23.81 [2] (0:11.27)	0:12.54 [2] (0:12.54)
Average Speed [km/h]	44.8	65.9	63.1	63.5	64.0	57.4
Top Speed [km/h]	64.9	67.9	65.5	66.2	66.2	60.8
Avg. Dist. to Rail [m]	3.3	1.0	0.6	0.4	1.8	3.7
Avg. Stride Freq. [Hz]	2.3	2.4	1.6	2.4	2.5	2.3
Avg. Stride Length [m]	5.4	7.8	11.0	7.5	7.3	6.9



- [] Ranking at each section and finish
- .-.- No data available at this section
- NA No data available



Horse/Jockey Name	Wheeper
Final Rank	6
Fastest Section Time (Section)	0:09.03 (Overall)
Top Speed [km/h] (Section)	67.6 (1000m)
Race State	Finished



Doomben QLD Professional

Race 5: Johns Lyng Group Maiden Plate - 1110m

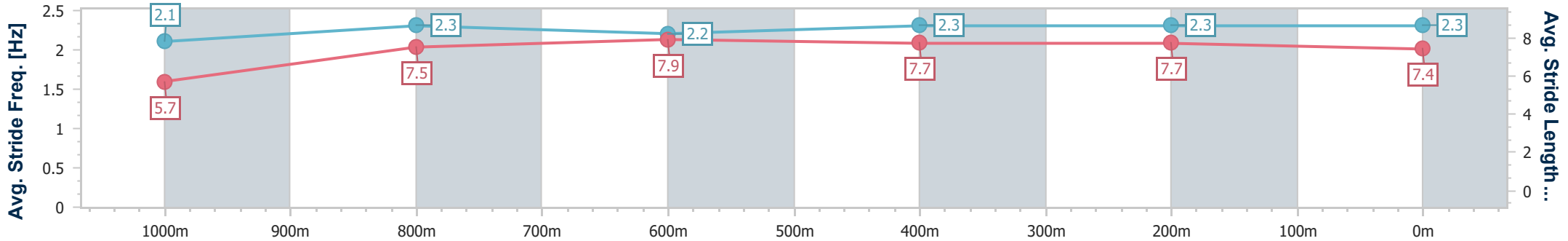
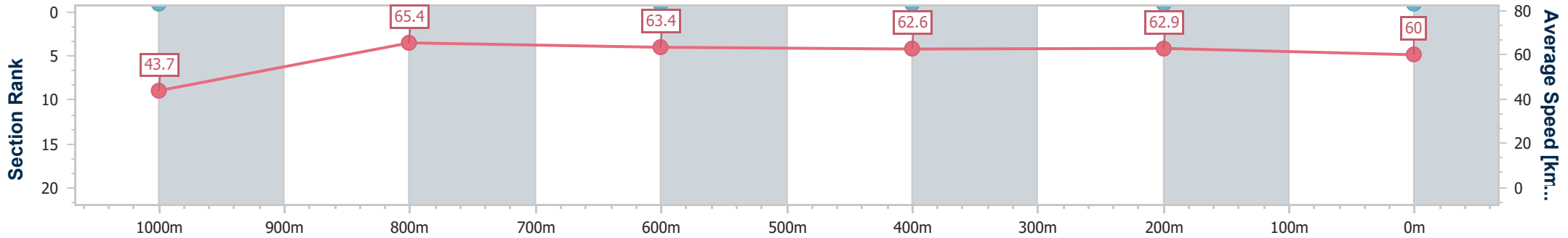
16 October 2024 - 15:08

Track Rating: Soft 6, Weather: Overcast, Rail Position: +10.5m Entire



BRISBANE RACING CLUB

Section	Overall	1000m	800m	600m	400m	200m
Section Times	1:06.33 [6] (0:09.03)	0:57.30 [7] (0:11.05)	0:46.25 [5] (0:11.32)	0:34.93 [5] (0:11.49)	0:23.44 [5] (0:11.42)	0:12.02 [6] (0:12.02)
Average Speed [km/h]	43.7	65.4	63.4	62.6	62.9	60.0
Top Speed [km/h]	64.3	67.6	64.6	63.2	63.7	63.3
Avg. Dist. to Rail [m]	7.0	1.6	0.5	0.3	0.4	1.9
Avg. Stride Freq. [Hz]	2.1	2.3	2.2	2.3	2.3	2.3
Avg. Stride Length [m]	5.7	7.5	7.9	7.7	7.7	7.4



- [] Ranking at each section and finish
- .-.- No data available at this section
- NA No data available



Horse/Jockey Name	Cantankerous
Final Rank	7
Fastest Section Time (Section)	0:09.15 (Overall)
Top Speed [km/h] (Section)	68.4 (200m)
Race State	Finished



Doomben QLD Professional

Race 5: Johns Lyng Group Maiden Plate - 1110m

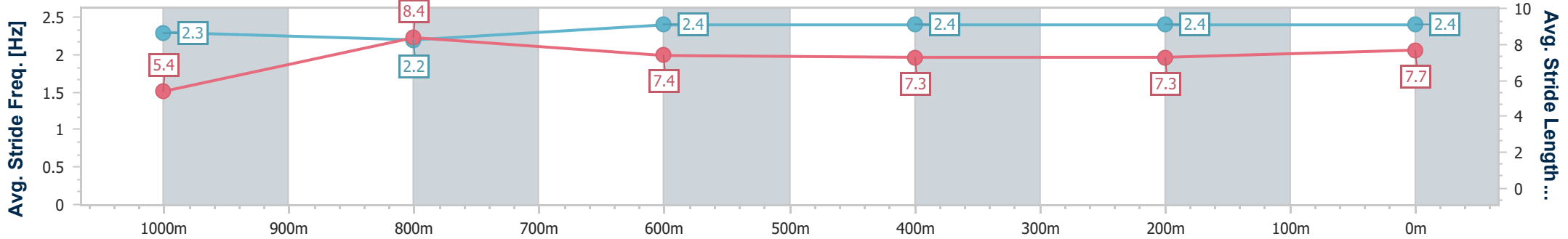
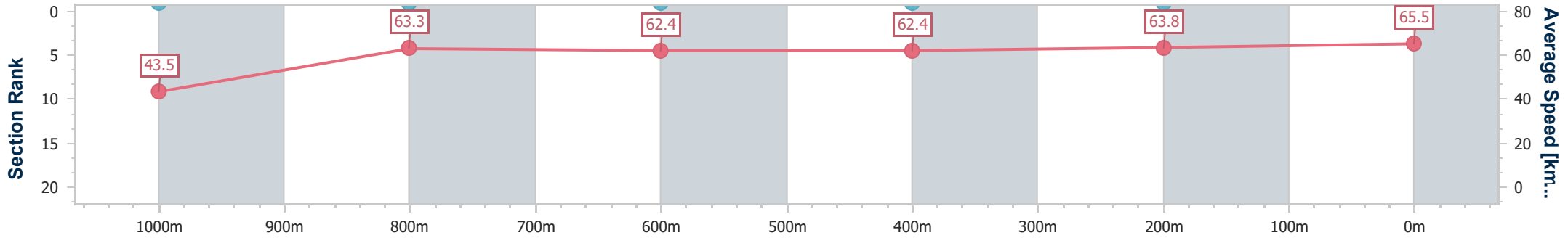
16 October 2024 - 15:08

Track Rating: Soft 6, Weather: Overcast, Rail Position: +10.5m Entire



BRISBANE RACING CLUB

Section	Overall	1000m	800m	600m	400m	200m
Section Times	1:06.34 [7] (0:09.15)	0:57.19 [8] (0:11.47)	0:45.72 [8] (0:11.62)	0:34.10 [8] (0:11.65)	0:22.45 [8] (0:11.32)	0:11.13 [8] (0:11.13)
Average Speed [km/h]	43.5	63.3	62.4	62.4	63.8	65.5
Top Speed [km/h]	63.5	66.1	64.7	64.7	64.3	68.4
Avg. Dist. to Rail [m]	7.8	3.6	1.6	1.6	3.5	5.6
Avg. Stride Freq. [Hz]	2.3	2.2	2.4	2.4	2.4	2.4
Avg. Stride Length [m]	5.4	8.4	7.4	7.3	7.3	7.7



- [] Ranking at each section and finish
- .-.- No data available at this section
- NA No data available



Horse/Jockey Name	Valabing
Final Rank	8
Fastest Section Time (Section)	0:09.01 (Overall)
Top Speed [km/h] (Section)	66.2 (1000m)
Race State	Finished



Doomben QLD Professional

Race 5: Johns Lyng Group Maiden Plate - 1110m

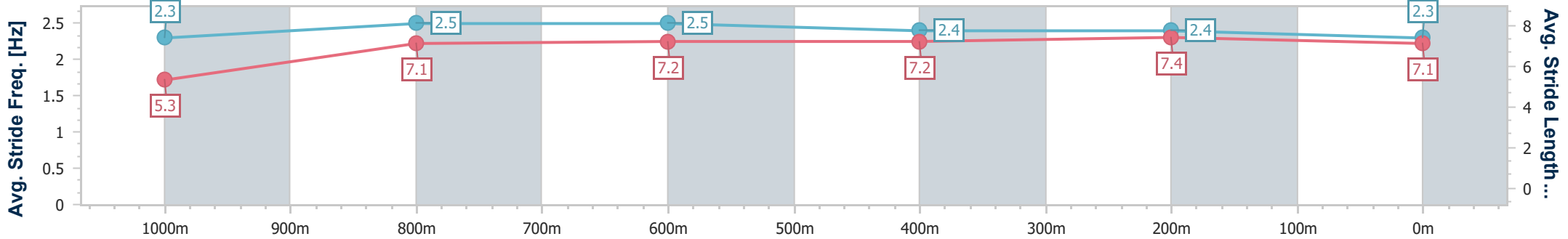
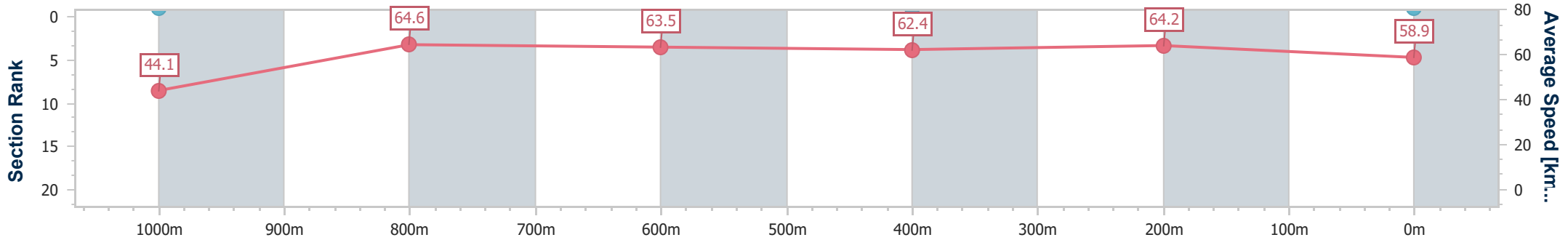
16 October 2024 - 15:08

Track Rating: Soft 6, Weather: Overcast, Rail Position: +10.5m Entire



BRISBANE RACING CLUB

Section	Overall	1000m	800m	600m	400m	200m
Section Times	1:06.35 [8] (0:09.01)	0:57.34 [6] (0:11.16)	0:46.18 [6] (0:11.32)	0:34.86 [6] (0:11.45)	0:23.41 [6] (0:11.19)	0:12.22 [5] (0:12.22)
Average Speed [km/h]	44.1	64.6	63.5	62.4	64.2	58.9
Top Speed [km/h]	63.1	66.2	65.4	63.5	65.7	63.6
Avg. Dist. to Rail [m]	6.0	1.2	0.8	1.0	1.1	0.4
Avg. Stride Freq. [Hz]	2.3	2.5	2.5	2.4	2.4	2.3
Avg. Stride Length [m]	5.3	7.1	7.2	7.2	7.4	7.1



- [] Ranking at each section and finish
- .-.- No data available at this section
- NA No data available



Horse/Jockey Name	Rum Runner
Final Rank	9
Fastest Section Time (Section)	0:08.94 (Overall)
Top Speed [km/h] (Section)	65.6 (1000m)
Race State	Finished



Doomben QLD Professional

Race 5: Johns Lyng Group Maiden Plate - 1110m

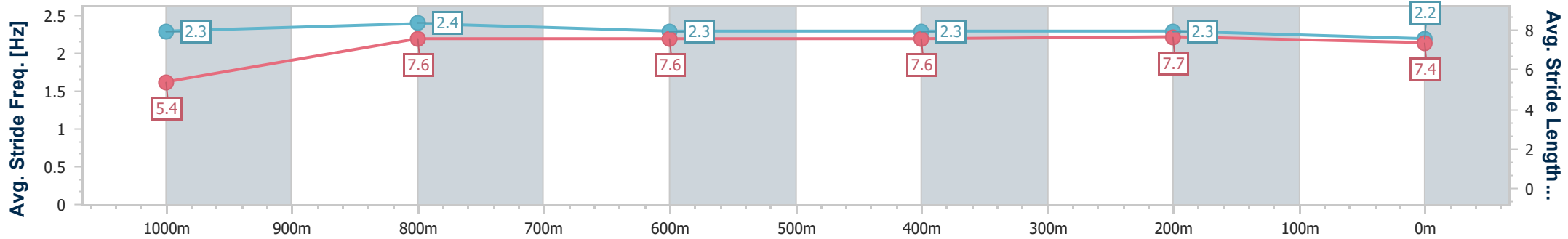
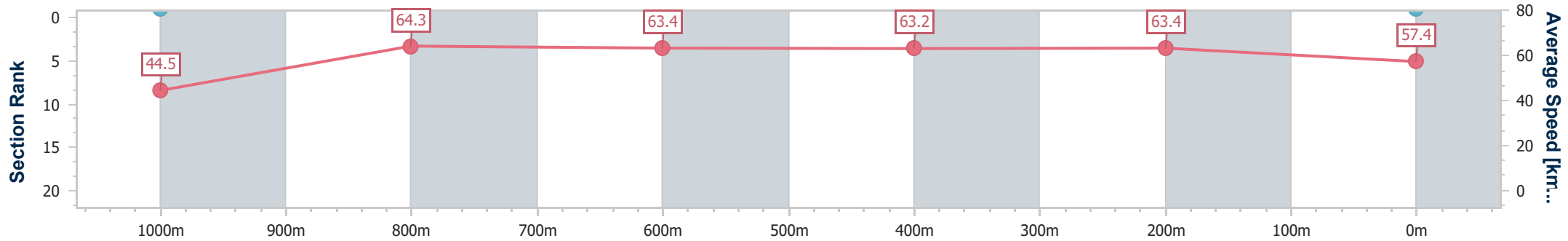
16 October 2024 - 15:08

Track Rating: Soft 6, Weather: Overcast, Rail Position: +10.5m Entire



BRISBANE RACING CLUB

Section	Overall	1000m	800m	600m	400m	200m
Section Times	1:07.03 [9] (0:08.94)	0:58.09 [4] (0:11.30)	0:46.79 [7] (0:11.38)	0:35.41 [7] (0:11.48)	0:23.93 [7] (0:11.36)	0:12.57 [7] (0:12.57)
Average Speed [km/h]	44.5	64.3	63.4	63.2	63.4	57.4
Top Speed [km/h]	64.2	65.6	64.5	63.9	64.2	61.8
Avg. Dist. to Rail [m]	9.0	3.8	0.8	1.1	2.0	3.8
Avg. Stride Freq. [Hz]	2.3	2.4	2.3	2.3	2.3	2.2
Avg. Stride Length [m]	5.4	7.6	7.6	7.6	7.7	7.4



- [] Ranking at each section and finish
- .-.- No data available at this section
- NA No data available



Horse/Jockey Name	Rosebery Terrace
Final Rank	4
Fastest Section Time (Section)	-:--:--
Top Speed [km/h] (Section)	--.-
Race State	DidNotTrack



Doomben QLD Professional

Race 5: Johns Lyng Group Maiden Plate - 1110m

16 October 2024 - 15:08

Track Rating: Soft 6, Weather: Overcast, Rail Position: +10.5m Entire



BRISBANE RACING CLUB

Section	Overall	1000m	800m	600m	400m	200m								
Section Times	-:--:--	-:--:--	-:--:--	-:--:--	-:--:--	-:--:--								
Average Speed [km/h]	--.-	--.-	--.-	--.-	--.-	--.-								
Top Speed [km/h]	--.-	--.-	--.-	--.-	--.-	--.-								
Avg. Dist. to Rail [m]	--	--	--	--	--	--								
Avg. Stride Freq. [Hz]	--.-	--.-	--.-	--.-	--.-	--.-								
Avg. Stride Length [m]	--.-	--.-	--.-	--.-	--.-	--.-								

- [] Ranking at each section and finish
- :--:-- No data available at this section
- NA No data available