



Doomben QLD Professional
Race 3: Ezy Projects BM68 Handicap - 1660m
16 October 2024 - 13:59



BRISBANE
RACING CLUB

Track Rating: Soft 6, Weather: Overcast, Rail Position: +10.5m Entire

Section		Overall	1400m	1200m	1000m	800m	600m	400m	Last 600m				
Field Times		1:41.44 (0:17.72)	1:23.72 (0:11.87)	1:11.85 (0:12.13)	0:59.72 (0:12.41)	0:47.31 (0:12.24)	0:35.07 (0:11.67)	0:23.40 (0:11.36)	0:35.07				
Rank	TAB Horse/Jockey	Barrier	Top Speed [km/h]	Fastest Section									Distance Travelled [m]
1	1 BASARWA Jasper Franklin	5	66.0 400m	0:11.07 400m	1:41.44 [1] (0:18.49)	1:22.95 [6] (0:11.65)	1:11.30 [5] (0:12.18)	0:59.12 [5] (0:12.33)	0:46.79 [5] (0:12.22)	0:34.57 [5] (0:11.60)	0:22.97 [5] (0:11.07)	0:34.57	
2	7 TAMBOURINE MAN Noel Callow	4	65.1 Overall	0:11.42 400m	1:41.60 [2] (0:17.95)	1:23.65 [2] (0:11.80)	1:11.85 [2] (0:12.20)	0:59.65 [2] (0:12.36)	0:47.29 [2] (0:12.19)	0:35.10 [2] (0:11.54)	0:23.56 [1] (0:11.42)	0:35.10	+4
3	9 SMART AS SMART Jag Guthmann-Chester	6	66.4 400m	0:11.02 400m	1:41.63 [3] (0:18.59)	1:23.04 [7] (0:11.83)	1:11.21 [7] (0:12.43)	0:58.78 [7] (0:12.24)	0:46.54 [7] (0:12.06)	0:34.48 [7] (0:11.54)	0:22.94 [7] (0:11.02)	0:34.48	+2
4	3 TEXAS Dan McGillivray	7	64.5 400m	0:11.33 400m	1:41.65 [4] (0:17.72)	1:23.93 [1] (0:11.87)	1:12.06 [1] (0:12.13)	0:59.93 [1] (0:12.41)	0:47.52 [1] (0:12.24)	0:35.28 [1] (0:11.70)	0:23.58 [2] (0:11.33)	0:35.28	+0
5	2 BLAZEN BOOTS Emily Lang	2	65.4 400m	0:11.34 400m	1:41.65 [5] (0:18.09)	1:23.56 [3] (0:11.92)	1:11.64 [4] (0:12.23)	0:59.41 [4] (0:12.27)	0:47.14 [3] (0:12.15)	0:34.99 [3] (0:11.55)	0:23.44 [3] (0:11.34)	0:34.99	+7
6	8 SECURITY ADVISOR Melea Castle	3	64.3 400m	0:11.44 400m	1:41.93 [6] (0:18.42)	1:23.51 [5] (0:11.77)	1:11.74 [6] (0:12.39)	0:59.35 [6] (0:12.18)	0:47.17 [6] (0:12.12)	0:35.05 [6] (0:11.62)	0:23.43 [6] (0:11.44)	0:35.05	+0
7	6 JUPITUS James Orman	1	66.0 400m	0:11.34 400m	1:41.96 [7] (0:18.11)	1:23.85 [4] (0:11.78)	1:12.07 [3] (0:12.22)	0:59.85 [3] (0:12.41)	0:47.44 [4] (0:12.20)	0:35.24 [4] (0:11.74)	0:23.50 [4] (0:11.34)	0:35.24	+0

Scratched: Ultimate Outcome (#4), Yellowhammer (#10), Captain Hook (#5), Aperitivo (#11)

[] Ranking at each section and finish
 -:-:- No data available at this section
 NA No data available

SCN Saddle cloth number
 DNF Did not finish
 DNT Did not track



Doomben QLD Professional
Race 3: Ezy Projects BM68 Handicap - 1660m
16 October 2024 - 13:59



Track Rating: Soft 6, Weather: Overcast, Rail Position: +10.5m Entire

Section				200m				Last 600m	
Field Times				0:12.04 (0:12.04)				0:35.07	
Rank	TAB	Horse/Jockey	Barrier	Top Speed [km/h]	Fastest Section	Margin			Distance Travelled [m]
1	1	BASARWA Jasper Franklin	5	66.0 400m	0:11.07 400m	0:11.90 [3] (0:11.90)	1:41.44		0:34.57
2	7	TAMBOURINE MAN Noel Callow	4	65.1 Overall	0:11.42 400m	0:12.14 [2] (0:12.14)	0.93L		0:35.10 +4
3	9	SMART AS SMART Jag Guthmann-Chester	6	66.4 400m	0:11.02 400m	0:11.92 [5] (0:11.92)	1.11L		0:34.48 +2
4	3	TEXAS Dan McGillivray	7	64.5 400m	0:11.33 400m	0:12.25 [1] (0:12.25)	1.27L		0:35.28 +0
5	2	BLAZEN BOOTS Emily Lang	2	65.4 400m	0:11.34 400m	0:12.10 [4] (0:12.10)	1.27L		0:34.99 +7
6	8	SECURITY ADVISOR Melea Castle	3	64.3 400m	0:11.44 400m	0:11.99 [7] (0:11.99)	2.92L		0:35.05 +0
7	6	JUPITUS James Orman	1	66.0 400m	0:11.34 400m	0:12.16 [6] (0:12.16)	3.09L		0:35.24 +0

Scratched: Ultimate Outcome (#4), Yellowhammer (#10), Captain Hook (#5), Aperitivo (#11)



Horse/Jockey Name	Basarwa
Final Rank	1
Fastest Section Time (Section)	0:11.07 (400m)
Top Speed [km/h] (Section)	66.0 (400m)
Race State	Finished



Doomben QLD Professional

Race 3: Ezy Projects BM68 Handicap - 1660m

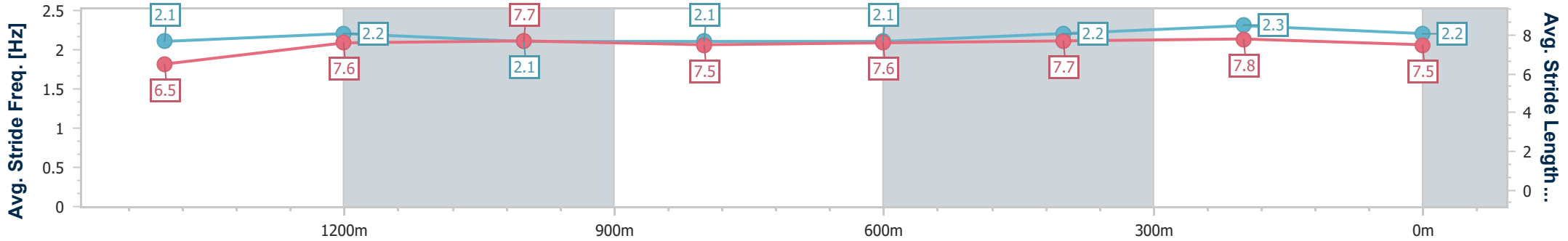
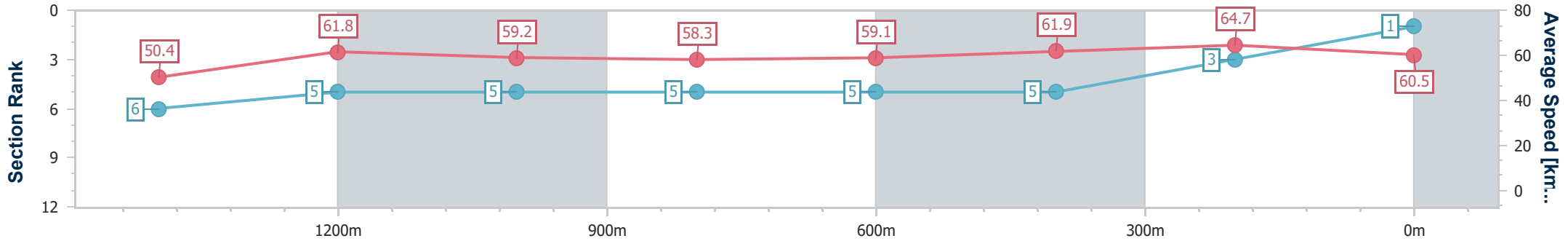
16 October 2024 - 13:59

Track Rating: Soft 6, Weather: Overcast, Rail Position: +10.5m Entire



BRISBANE RACING CLUB

Section	Overall	1400m	1200m	1000m	800m	600m	400m	200m
Section Times	1:41.44 [1] (0:18.49)	1:22.95 [6] (0:11.65)	1:11.30 [5] (0:12.18)	0:59.12 [5] (0:12.33)	0:46.79 [5] (0:12.22)	0:34.57 [5] (0:11.60)	0:22.97 [5] (0:11.07)	0:11.90 [3] (0:11.90)
Average Speed [km/h]	50.4	61.8	59.2	58.3	59.1	61.9	64.7	60.5
Top Speed [km/h]	65.8	65.3	60.2	59.5	61.2	63.4	66.0	63.8
Avg. Dist. to Rail [m]	1.1	0.5	0.7	0.5	0.2	0.4	1.0	0.5
Avg. Stride Freq. [Hz]	2.1	2.2	2.1	2.1	2.1	2.2	2.3	2.2
Avg. Stride Length [m]	6.5	7.6	7.7	7.5	7.6	7.7	7.8	7.5



- [] Ranking at each section and finish
- .-.- No data available at this section
- NA No data available



Horse/Jockey Name	Tambourine Man
Final Rank	2
Fastest Section Time (Section)	0:11.42 (400m)
Top Speed [km/h] (Section)	65.1 (Overall)
Race State	Finished



Doomben QLD Professional

Race 3: Ezy Projects BM68 Handicap - 1660m

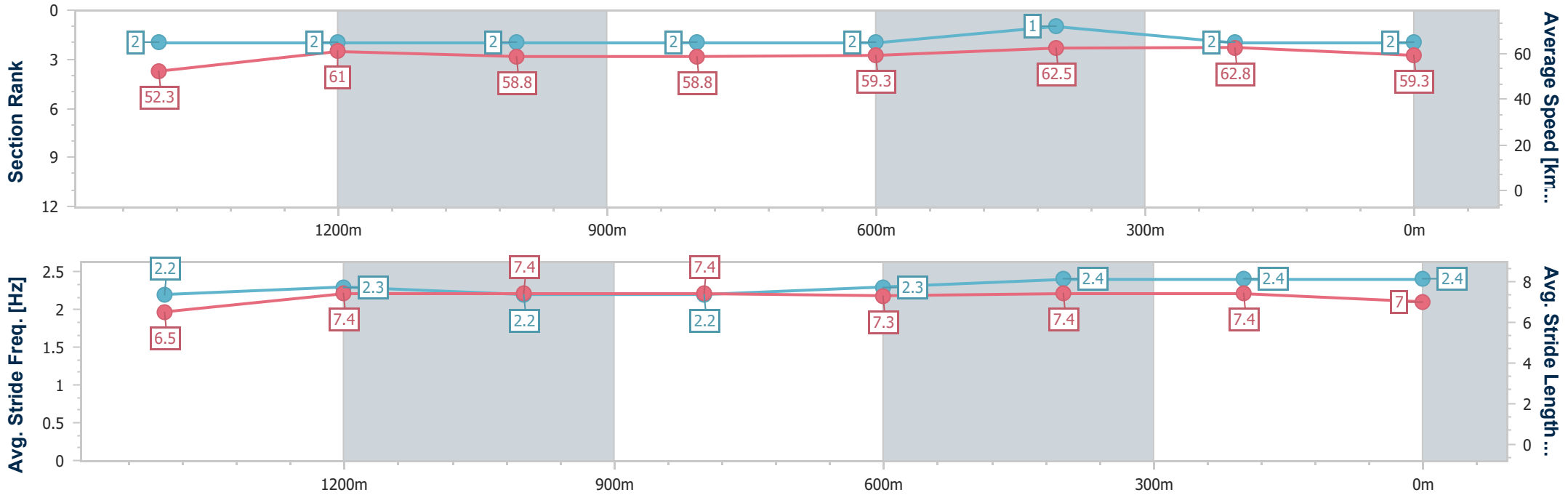
16 October 2024 - 13:59

Track Rating: Soft 6, Weather: Overcast, Rail Position: +10.5m Entire



BRISBANE RACING CLUB

Section	Overall	1400m	1200m	1000m	800m	600m	400m	200m
Section Times	1:41.60 [2] (0:17.95)	1:23.65 [2] (0:11.80)	1:11.85 [2] (0:12.20)	0:59.65 [2] (0:12.36)	0:47.29 [2] (0:12.19)	0:35.10 [2] (0:11.54)	0:23.56 [1] (0:11.42)	0:12.14 [2] (0:12.14)
Average Speed [km/h]	52.3	61.0	58.8	58.8	59.3	62.5	62.8	59.3
Top Speed [km/h]	65.1	63.5	60.2	59.7	61.4	63.2	63.7	61.8
Avg. Dist. to Rail [m]	0.7	0.5	1.0	1.3	1.3	0.5	0.8	3.0
Avg. Stride Freq. [Hz]	2.2	2.3	2.2	2.2	2.3	2.4	2.4	2.4
Avg. Stride Length [m]	6.5	7.4	7.4	7.4	7.3	7.4	7.4	7.0



- [] Ranking at each section and finish
- .-.- No data available at this section
- NA No data available



Horse/Jockey Name	Smart As Smart
Final Rank	3
Fastest Section Time (Section)	0:11.02 (400m)
Top Speed [km/h] (Section)	66.4 (400m)
Race State	Finished



Doomben QLD Professional

Race 3: Ezy Projects BM68 Handicap - 1660m

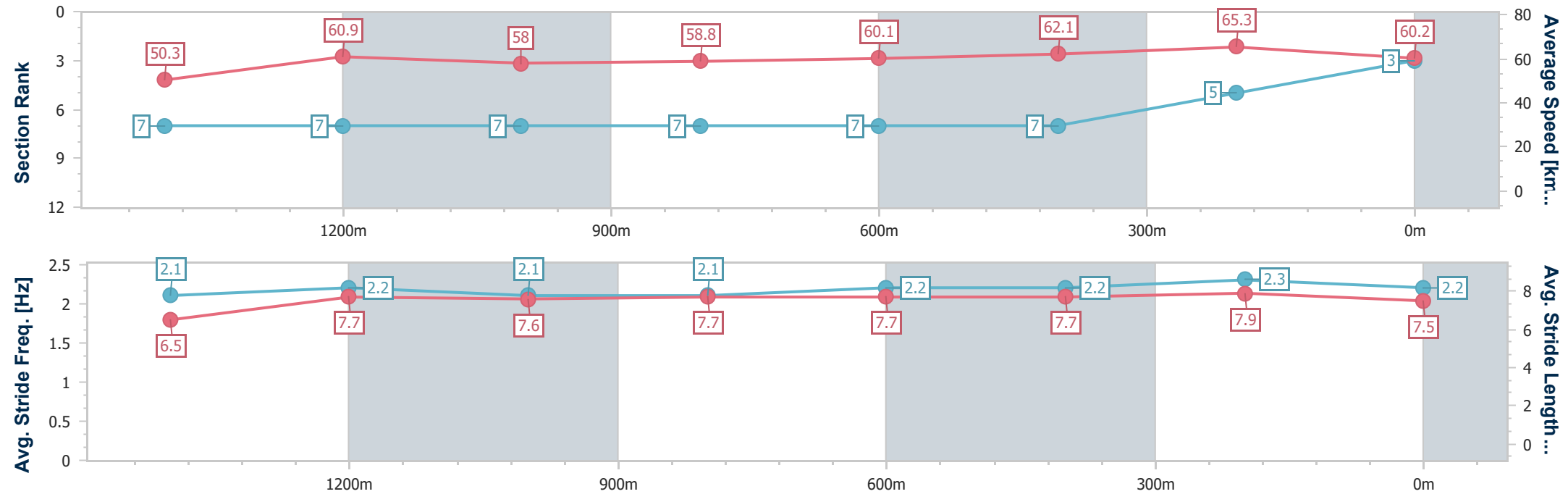
16 October 2024 - 13:59

Track Rating: Soft 6, Weather: Overcast, Rail Position: +10.5m Entire



BRISBANE RACING CLUB

Section	Overall	1400m	1200m	1000m	800m	600m	400m	200m						
Section Times	1:41.63 [3] (0:18.59)	1:23.04 [7] (0:11.83)	1:11.21 [7] (0:12.43)	0:58.78 [7] (0:12.24)	0:46.54 [7] (0:12.06)	0:34.48 [7] (0:11.54)	0:22.94 [7] (0:11.02)	0:11.92 [5] (0:11.92)						
Average Speed [km/h]	50.3	60.9	58.0	58.8	60.1	62.1	65.3	60.2						
Top Speed [km/h]	62.6	62.9	59.3	60.8	63.0	63.5	66.4	64.1						
Avg. Dist. to Rail [m]	1.3	0.7	1.2	0.8	0.6	0.6	1.1	0.8						
Avg. Stride Freq. [Hz]	2.1	2.2	2.1	2.1	2.2	2.2	2.3	2.2						
Avg. Stride Length [m]	6.5	7.7	7.6	7.7	7.7	7.7	7.9	7.5						



- [] Ranking at each section and finish
- .-.- No data available at this section
- NA No data available



Horse/Jockey Name	Texas
Final Rank	4
Fastest Section Time (Section)	0:11.33 (400m)
Top Speed [km/h] (Section)	64.5 (400m)
Race State	Finished



Doomben QLD Professional

Race 3: Ezy Projects BM68 Handicap - 1660m

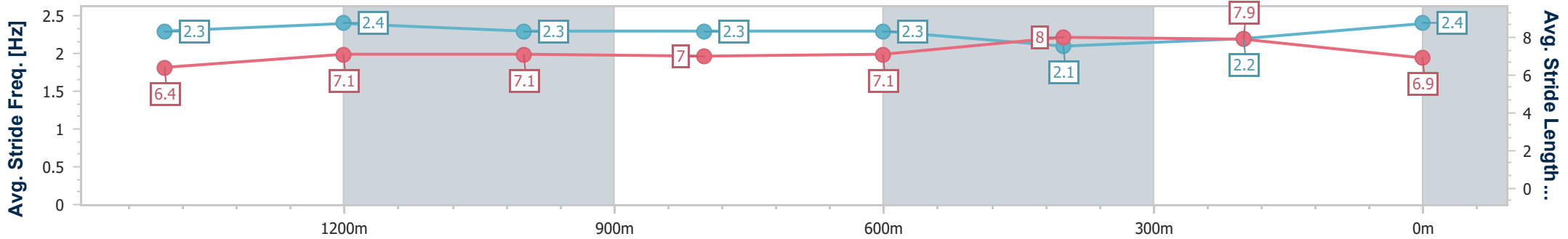
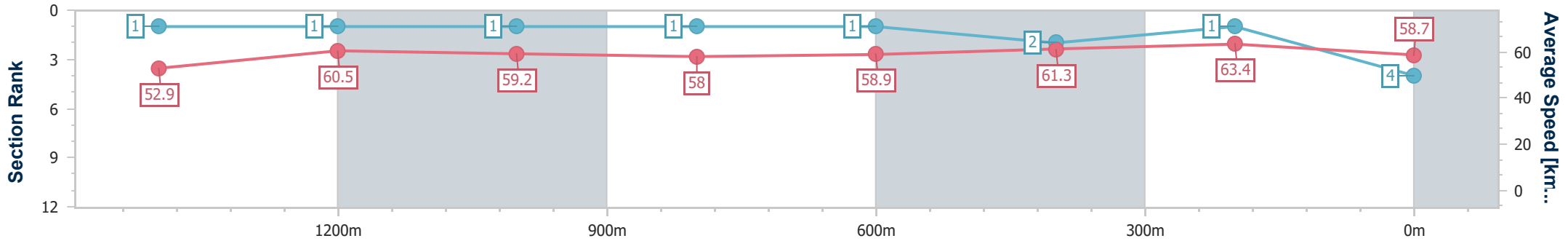
16 October 2024 - 13:59

Track Rating: Soft 6, Weather: Overcast, Rail Position: +10.5m Entire



BRISBANE RACING CLUB

Section	Overall	1400m	1200m	1000m	800m	600m	400m	200m
Section Times	1:41.65 [4] (0:17.72)	1:23.93 [1] (0:11.87)	1:12.06 [1] (0:12.13)	0:59.93 [1] (0:12.41)	0:47.52 [1] (0:12.24)	0:35.28 [1] (0:11.70)	0:23.58 [2] (0:11.33)	0:12.25 [1] (0:12.25)
Average Speed [km/h]	52.9	60.5	59.2	58.0	58.9	61.3	63.4	58.7
Top Speed [km/h]	63.2	61.9	60.2	59.2	60.2	62.3	64.5	62.6
Avg. Dist. to Rail [m]	2.1	0.4	0.4	0.3	0.2	0.9	1.2	0.7
Avg. Stride Freq. [Hz]	2.3	2.4	2.3	2.3	2.3	2.1	2.2	2.4
Avg. Stride Length [m]	6.4	7.1	7.1	7.0	7.1	8.0	7.9	6.9



- [] Ranking at each section and finish
- .-.- No data available at this section
- NA No data available



Horse/Jockey Name	Blazen Boots
Final Rank	5
Fastest Section Time (Section)	0:11.34 (400m)
Top Speed [km/h] (Section)	65.4 (400m)
Race State	Finished



Doomben QLD Professional

Race 3: Ezy Projects BM68 Handicap - 1660m

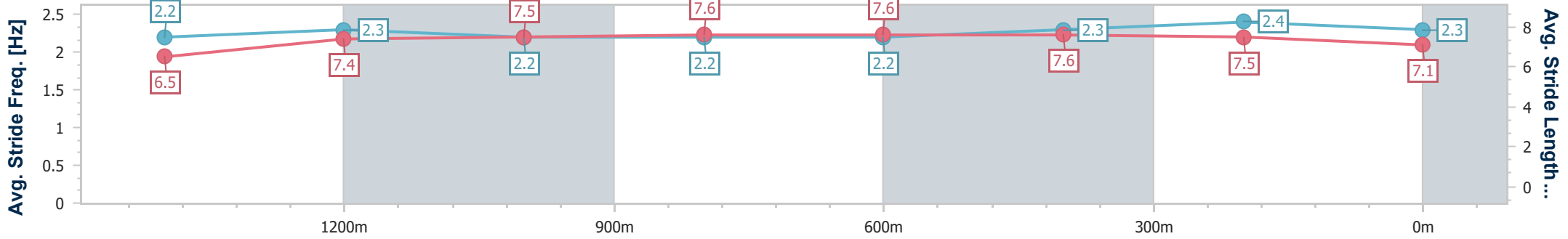
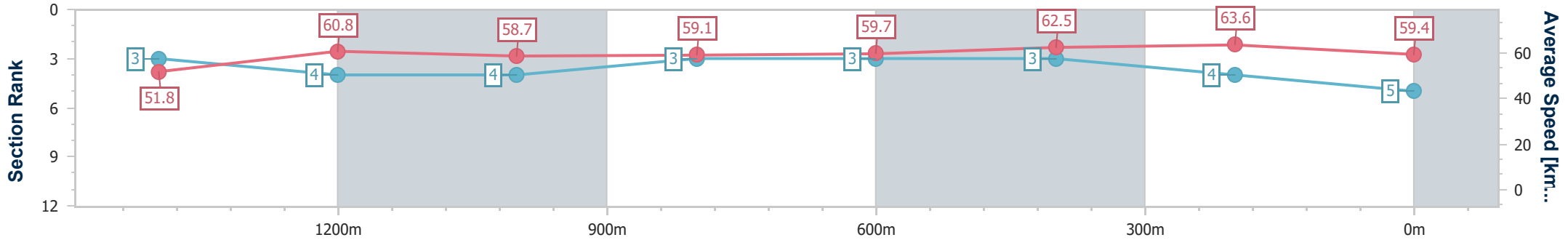
16 October 2024 - 13:59

Track Rating: Soft 6, Weather: Overcast, Rail Position: +10.5m Entire



BRISBANE RACING CLUB

Section	Overall	1400m	1200m	1000m	800m	600m	400m	200m
Section Times	1:41.65 [5] (0:18.09)	1:23.56 [3] (0:11.92)	1:11.64 [4] (0:12.23)	0:59.41 [4] (0:12.27)	0:47.14 [3] (0:12.15)	0:34.99 [3] (0:11.55)	0:23.44 [3] (0:11.34)	0:12.10 [4] (0:12.10)
Average Speed [km/h]	51.8	60.8	58.7	59.1	59.7	62.5	63.6	59.4
Top Speed [km/h]	62.8	62.4	59.8	59.7	62.0	63.3	65.4	62.9
Avg. Dist. to Rail [m]	0.4	0.9	2.5	2.1	1.4	0.7	2.0	4.4
Avg. Stride Freq. [Hz]	2.2	2.3	2.2	2.2	2.2	2.3	2.4	2.3
Avg. Stride Length [m]	6.5	7.4	7.5	7.6	7.6	7.6	7.5	7.1



- [] Ranking at each section and finish
- .-.- No data available at this section
- NA No data available



Horse/Jockey Name	Security Advisor
Final Rank	6
Fastest Section Time (Section)	0:11.44 (400m)
Top Speed [km/h] (Section)	64.3 (400m)
Race State	Finished



Doomben QLD Professional

Race 3: Ezy Projects BM68 Handicap - 1660m

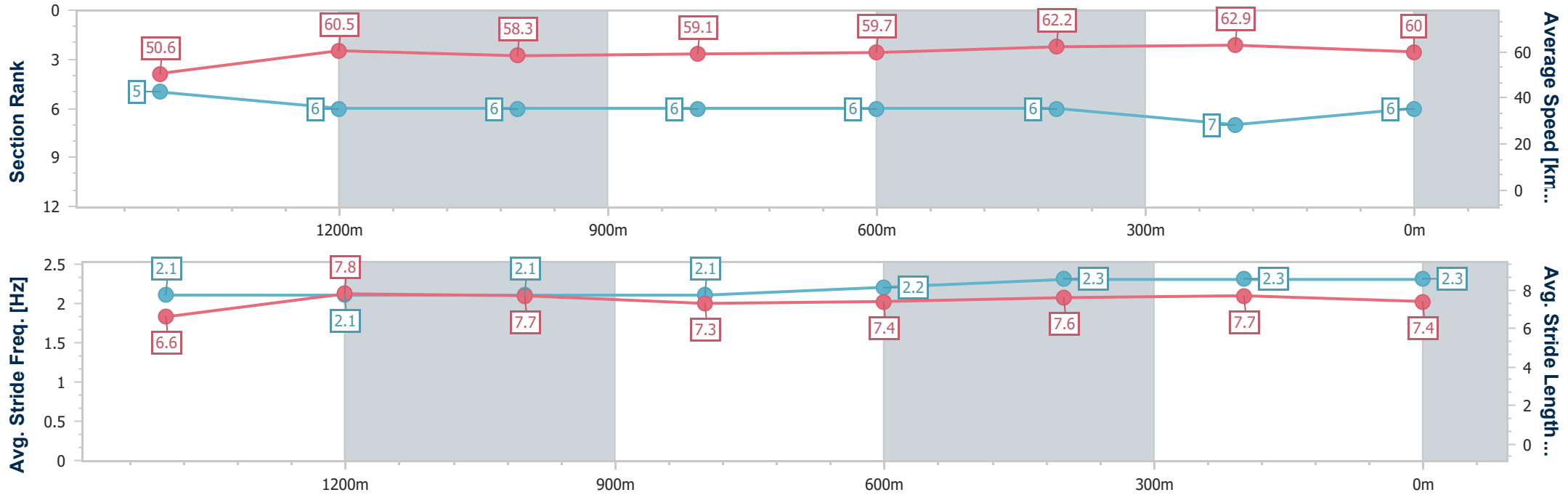
16 October 2024 - 13:59

Track Rating: Soft 6, Weather: Overcast, Rail Position: +10.5m Entire



BRISBANE RACING CLUB

Section	Overall	1400m	1200m	1000m	800m	600m	400m	200m
Section Times	1:41.93 [6] (0:18.42)	1:23.51 [5] (0:11.77)	1:11.74 [6] (0:12.39)	0:59.35 [6] (0:12.18)	0:47.17 [6] (0:12.12)	0:35.05 [6] (0:11.62)	0:23.43 [6] (0:11.44)	0:11.99 [7] (0:11.99)
Average Speed [km/h]	50.6	60.5	58.3	59.1	59.7	62.2	62.9	60.0
Top Speed [km/h]	63.2	61.7	59.5	60.6	61.8	62.5	64.3	63.1
Avg. Dist. to Rail [m]	0.6	2.4	1.2	1.2	1.0	0.6	0.9	1.6
Avg. Stride Freq. [Hz]	2.1	2.1	2.1	2.1	2.2	2.3	2.3	2.3
Avg. Stride Length [m]	6.6	7.8	7.7	7.3	7.4	7.6	7.7	7.4



- [] Ranking at each section and finish
- .-.- No data available at this section
- NA No data available



Horse/Jockey Name	Jupiter
Final Rank	7
Fastest Section Time (Section)	0:11.34 (400m)
Top Speed [km/h] (Section)	66.0 (400m)
Race State	Finished



Doomben QLD Professional

Race 3: Ezy Projects BM68 Handicap - 1660m

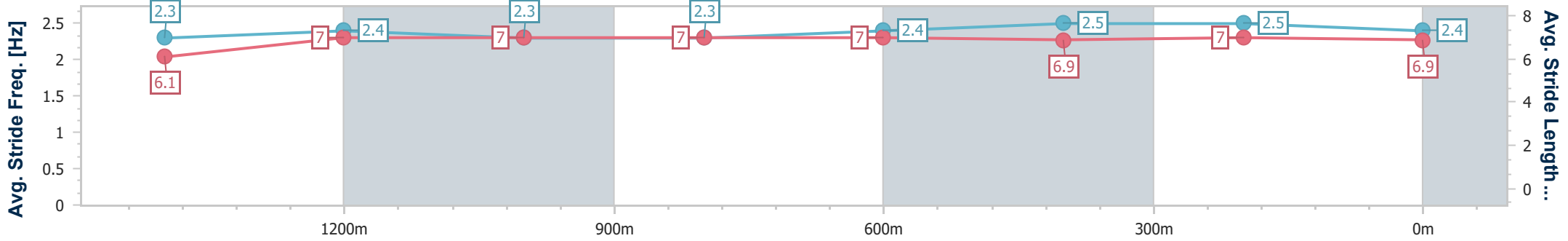
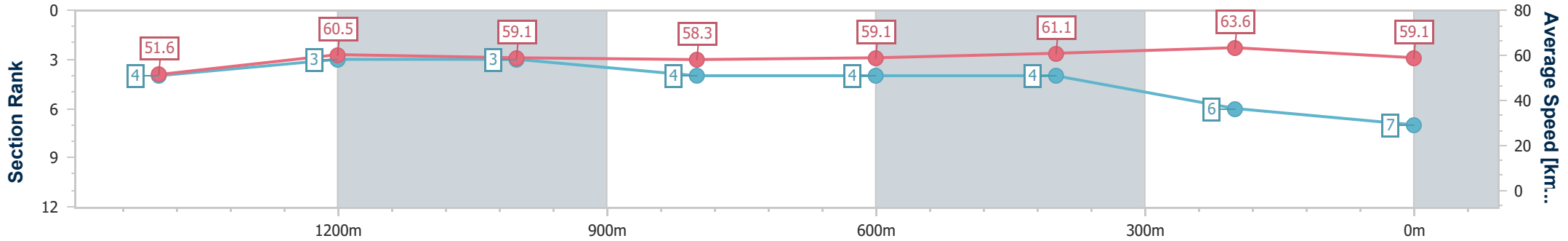
16 October 2024 - 13:59

Track Rating: Soft 6, Weather: Overcast, Rail Position: +10.5m Entire



BRISBANE RACING CLUB

Section	Overall	1400m	1200m	1000m	800m	600m	400m	200m
Section Times	1:41.96 [7] (0:18.11)	1:23.85 [4] (0:11.78)	1:12.07 [3] (0:12.22)	0:59.85 [3] (0:12.41)	0:47.44 [4] (0:12.20)	0:35.24 [4] (0:11.74)	0:23.50 [4] (0:11.34)	0:12.16 [6] (0:12.16)
Average Speed [km/h]	51.6	60.5	59.1	58.3	59.1	61.1	63.6	59.1
Top Speed [km/h]	63.9	61.8	59.6	59.4	60.8	62.2	66.0	62.4
Avg. Dist. to Rail [m]	2.3	1.4	1.4	1.6	0.5	0.6	1.5	3.6
Avg. Stride Freq. [Hz]	2.3	2.4	2.3	2.3	2.4	2.5	2.5	2.4
Avg. Stride Length [m]	6.1	7.0	7.0	7.0	7.0	6.9	7.0	6.9



- [] Ranking at each section and finish
- .-.- No data available at this section
- NA No data available