



Doomben QLD Professional

Race 1: Ladbrokes Yard Comments QTIS Two-Years-Old Plate - 1050m

16 October 2024 - 12:49



BRISBANE
RACING CLUB

Track Rating: Soft 6, Weather: Overcast, Rail Position: +10.5m Entire

Section		Overall	1000m	800m	600m	400m	200m	Last 600m					
Field Times		1:02.90 (0:05.19)	0:57.71 (0:11.03)	0:46.68 (0:11.12)	0:35.56 (0:11.69)	0:23.87 (0:11.69)	0:12.18 (0:12.18)	0:35.56					
Rank	TAB Horse/Jockey	Barrier	Top Speed [km/h]	Fastest Section								Margin	Distance Travelled [m]
1	4 CUDDLES FOR KIMMY Cody Collis	2	67.8 1000m	0:05.32 Overall	1:02.90 [1] (0:05.32)	0:57.58 [5] (0:10.95)	0:46.63 [4] (0:11.36)	0:35.27 [3] (0:11.69)	0:23.58 [3] (0:11.67)	0:11.91 [3] (0:11.91)	1:02.90	0:35.27	
2	2 SECRET SORT Georgina Cartwright	1	68.1 800m	0:05.20 Overall	1:03.01 [2] (0:05.20)	0:57.81 [2] (0:11.07)	0:46.74 [3] (0:11.07)	0:35.67 [1] (0:11.69)	0:23.98 [1] (0:11.69)	0:12.29 [1] (0:12.29)	0.65L	0:35.67	+2
3	6 GEITZ Cejay Graham	6	69.1 1000m	0:05.31 Overall	1:03.39 [3] (0:05.31)	0:58.08 [4] (0:10.91)	0:47.17 [1] (0:11.41)	0:35.76 [3] (0:11.77)	0:23.99 [4] (0:11.70)	0:12.29 [4] (0:12.29)	2.91L	0:35.76	+10
4	3 SOUL INTENT Kyle Wilson-Taylor	5	67.5 1000m	0:05.21 Overall	1:03.78 [4] (0:05.21)	0:58.57 [3] (0:11.02)	0:47.55 [2] (0:11.11)	0:36.44 [2] (0:11.73)	0:24.71 [2] (0:11.82)	0:12.89 [2] (0:12.89)	5.17L	0:36.44	+9
5	7 OUR KUNOICHI Taylor Marshall	4	68.3 1000m	0:05.40 Overall	1:04.05 [5] (0:05.40)	0:58.65 [6] (0:11.02)	0:47.63 [5] (0:11.32)	0:36.31 [5] (0:11.82)	0:24.49 [5] (0:11.62)	0:12.87 [5] (0:12.87)	6.77L	0:36.31	+8
6	5 ELODIE'S RAINBOW Karl Zechner	3	66.4 1000m	0:05.19 Overall	1:05.39 [6] (0:05.19)	1:00.20 [1] (0:11.24)	0:48.96 [6] (0:11.58)	0:37.38 [6] (0:12.00)	0:25.38 [6] (0:12.04)	0:13.34 [6] (0:13.34)	14.66L	0:37.38	+4

Scratched: Tinkerbella (#8), Luva Flutta (#1)

[] Ranking at each section and finish
 -:-:- No data available at this section
 NA No data available

SCN Saddle cloth number
 DNF Did not finish
 DNT Did not track



Horse/Jockey Name	Cuddles For Kimmy
Final Rank	1
Fastest Section Time (Section)	0:05.32 (Overall)
Top Speed [km/h] (Section)	67.8 (1000m)
Race State	Finished



Doomben QLD Professional
Race 1: Ladbrokes Yard Comments QTIS Two-Years-Old Plate - 1050m

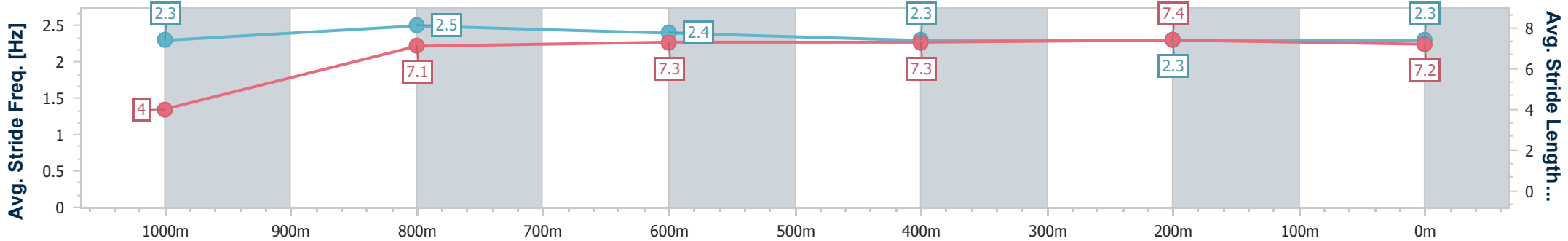
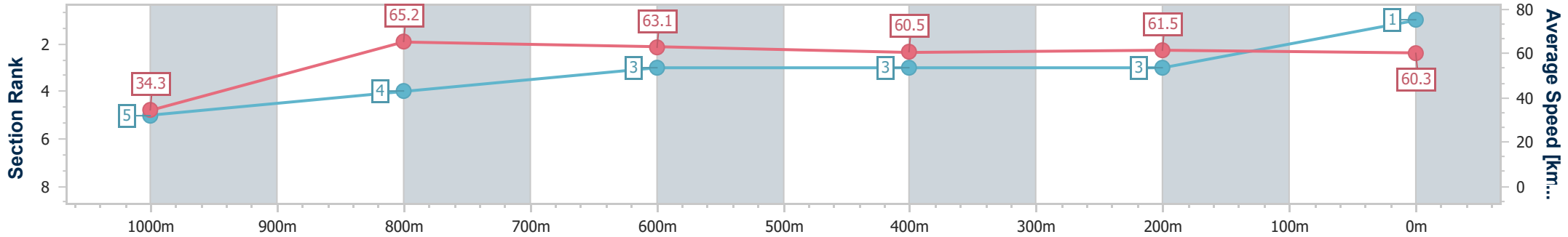


16 October 2024 - 12:49

Track Rating: Soft 6, Weather: Overcast, Rail Position: +10.5m Entire

BRISBANE RACING CLUB

Section	Overall	1000m	800m	600m	400m	200m									
Section Times	1:02.90 [1] (0:05.32)	0:57.58 [5] (0:10.95)	0:46.63 [4] (0:11.36)	0:35.27 [3] (0:11.69)	0:23.58 [3] (0:11.67)	0:11.91 [3] (0:11.91)									
Average Speed [km/h]	34.3	65.2	63.1	60.5	61.5	60.3									
Top Speed [km/h]	59.4	67.8	66.5	61.6	62.8	61.7									
Avg. Dist. to Rail [m]	0.8	1.5	1.8	2.4	2.5	2.3									
Avg. Stride Freq. [Hz]	2.3	2.5	2.4	2.3	2.3	2.3									
Avg. Stride Length [m]	4.0	7.1	7.3	7.3	7.4	7.2									



- [] Ranking at each section and finish
- .-.- No data available at this section
- NA No data available



Horse/Jockey Name	Secret Sort
Final Rank	2
Fastest Section Time (Section)	0:05.20 (Overall)
Top Speed [km/h] (Section)	68.1 (800m)
Race State	Finished

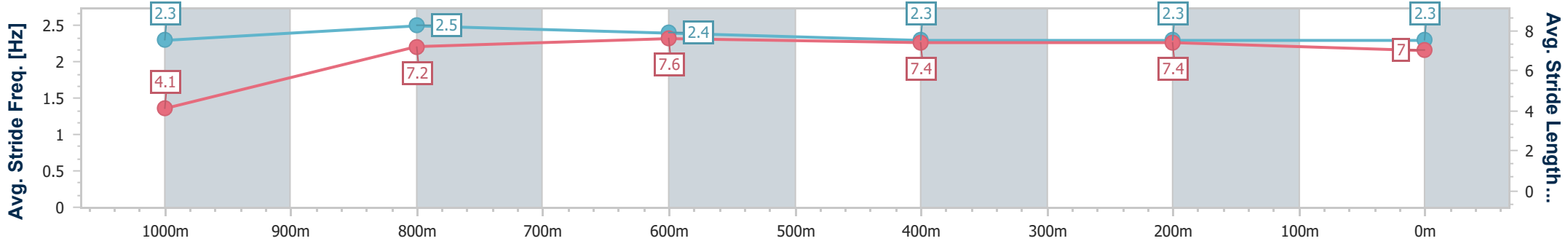
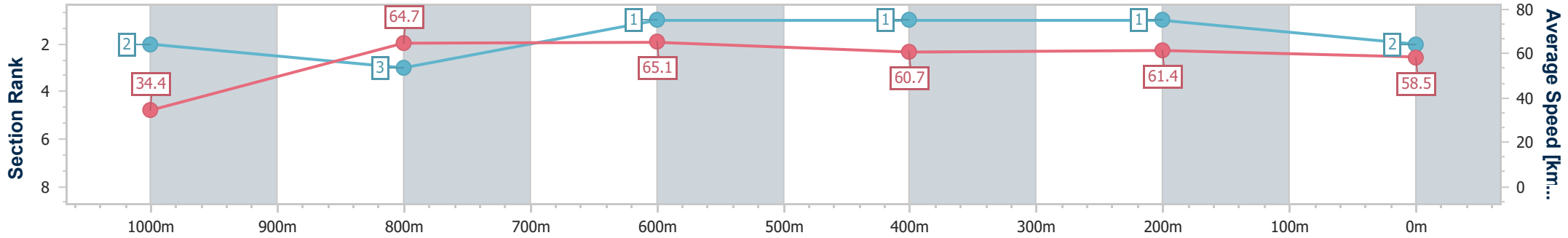


Doomben QLD Professional
Race 1: Ladbrokes Yard Comments QTIS Two-Years-Old Plate - 1050m
 16 October 2024 - 12:49
 Track Rating: Soft 6, Weather: Overcast, Rail Position: +10.5m Entire



BRISBANE
RACING CLUB

Section	Overall	1000m	800m	600m	400m	200m
Section Times	1:03.01 [2] (0:05.20)	0:57.81 [2] (0:11.07)	0:46.74 [3] (0:11.07)	0:35.67 [1] (0:11.69)	0:23.98 [1] (0:11.69)	0:12.29 [1] (0:12.29)
Average Speed [km/h]	34.4	64.7	65.1	60.7	61.4	58.5
Top Speed [km/h]	58.4	68.0	68.1	61.9	62.4	61.3
Avg. Dist. to Rail [m]	1.0	0.8	0.7	1.6	2.0	2.0
Avg. Stride Freq. [Hz]	2.3	2.5	2.4	2.3	2.3	2.3
Avg. Stride Length [m]	4.1	7.2	7.6	7.4	7.4	7.0



- [] Ranking at each section and finish
- .-.- No data available at this section
- NA No data available



Horse/Jockey Name	Geitz
Final Rank	3
Fastest Section Time (Section)	0:05.31 (Overall)
Top Speed [km/h] (Section)	69.1 (1000m)
Race State	Finished

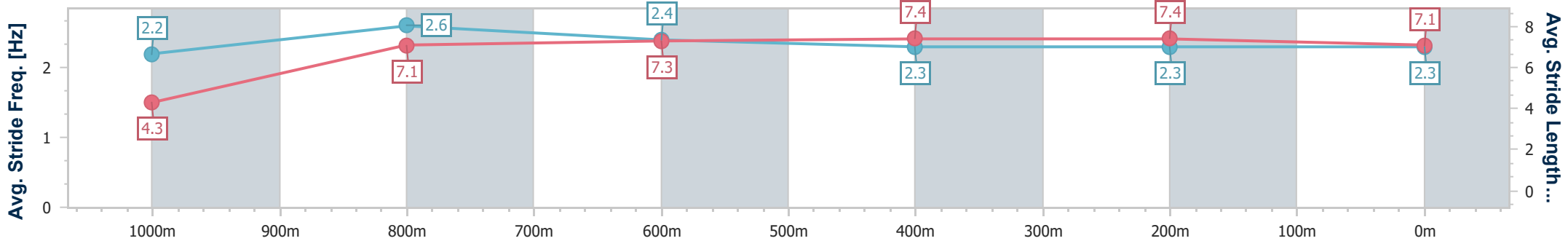
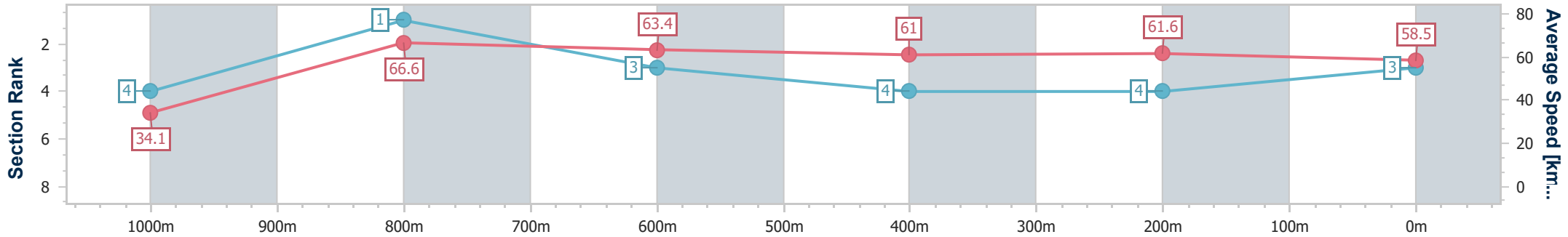


Doomben QLD Professional
Race 1: Ladbrokes Yard Comments QTIS Two-Years-Old Plate - 1050m
 16 October 2024 - 12:49
 Track Rating: Soft 6, Weather: Overcast, Rail Position: +10.5m Entire



BRISBANE
RACING CLUB

Section	Overall	1000m	800m	600m	400m	200m								
Section Times	1:03.39 [3] (0:05.31)	0:58.08 [4] (0:10.91)	0:47.17 [1] (0:11.41)	0:35.76 [3] (0:11.77)	0:23.99 [4] (0:11.70)	0:12.29 [4] (0:12.29)								
Average Speed [km/h]	34.1	66.6	63.4	61.0	61.6	58.5								
Top Speed [km/h]	58.5	69.1	66.1	61.9	63.2	61.0								
Avg. Dist. to Rail [m]	6.3	3.1	1.0	0.3	1.2	1.3								
Avg. Stride Freq. [Hz]	2.2	2.6	2.4	2.3	2.3	2.3								
Avg. Stride Length [m]	4.3	7.1	7.3	7.4	7.4	7.1								



- [] Ranking at each section and finish
- .-.- No data available at this section
- NA No data available



Horse/Jockey Name	Soul Intent
Final Rank	4
Fastest Section Time (Section)	0:05.21 (Overall)
Top Speed [km/h] (Section)	67.5 (1000m)
Race State	Finished

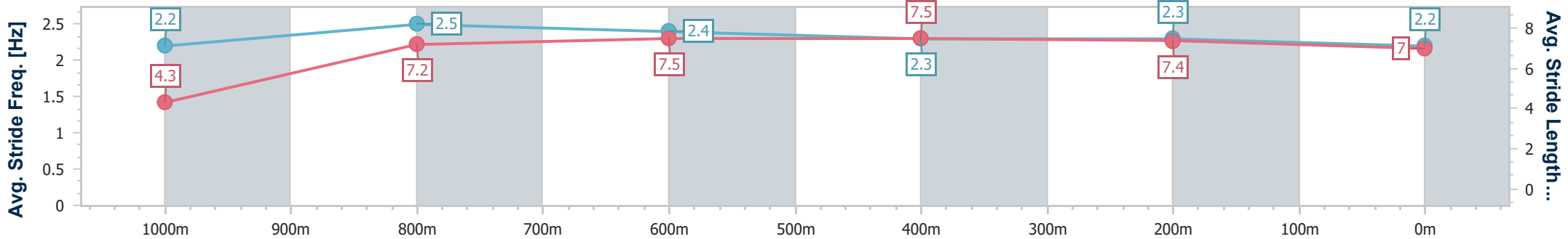
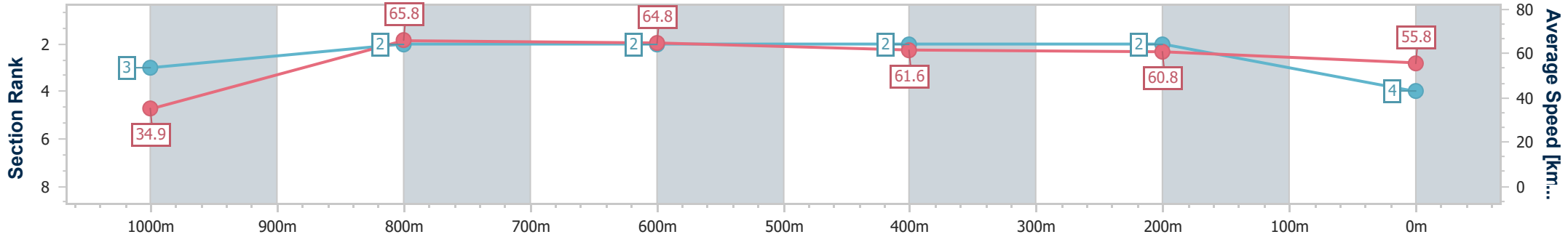


Doomben QLD Professional
Race 1: Ladbrokes Yard Comments QTIS Two-Years-Old Plate - 1050m
 16 October 2024 - 12:49
 Track Rating: Soft 6, Weather: Overcast, Rail Position: +10.5m Entire



BRISBANE
RACING CLUB

Section	Overall	1000m	800m	600m	400m	200m								
Section Times	1:03.78 [4] (0:05.21)	0:58.57 [3] (0:11.02)	0:47.55 [2] (0:11.11)	0:36.44 [2] (0:11.73)	0:24.71 [2] (0:11.82)	0:12.89 [2] (0:12.89)								
Average Speed [km/h]	34.9	65.8	64.8	61.6	60.8	55.8								
Top Speed [km/h]	57.5	67.5	66.8	62.1	61.4	59.6								
Avg. Dist. to Rail [m]	5.0	2.4	0.6	0.5	0.6	0.6								
Avg. Stride Freq. [Hz]	2.2	2.5	2.4	2.3	2.3	2.2								
Avg. Stride Length [m]	4.3	7.2	7.5	7.5	7.4	7.0								



- [] Ranking at each section and finish
- .-.- No data available at this section
- NA No data available



Horse/Jockey Name	Our Kunoichi
Final Rank	5
Fastest Section Time (Section)	0:05.40 (Overall)
Top Speed [km/h] (Section)	68.3 (1000m)
Race State	Finished



Doomben QLD Professional
Race 1: Ladbrokes Yard Comments QTIS Two-Years-Old Plate - 1050m

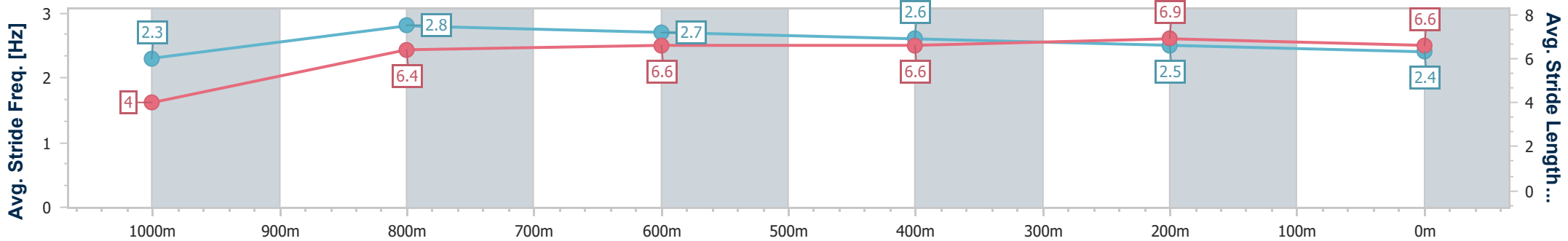
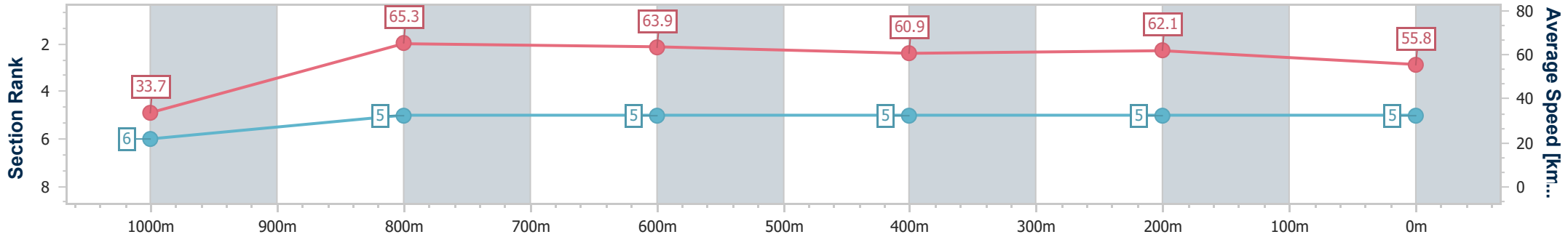


16 October 2024 - 12:49

Track Rating: Soft 6, Weather: Overcast, Rail Position: +10.5m Entire

BRISBANE RACING CLUB

Section	Overall	1000m	800m	600m	400m	200m								
Section Times	1:04.05 [5] (0:05.40)	0:58.65 [6] (0:11.02)	0:47.63 [5] (0:11.32)	0:36.31 [5] (0:11.82)	0:24.49 [5] (0:11.62)	0:12.87 [5] (0:12.87)								
Average Speed [km/h]	33.7	65.3	63.9	60.9	62.1	55.8								
Top Speed [km/h]	55.8	68.3	66.8	62.9	62.7	61.1								
Avg. Dist. to Rail [m]	3.6	0.6	0.3	0.3	0.8	0.9								
Avg. Stride Freq. [Hz]	2.3	2.8	2.7	2.6	2.5	2.4								
Avg. Stride Length [m]	4.0	6.4	6.6	6.6	6.9	6.6								



- [] Ranking at each section and finish
- .-.- No data available at this section
- NA No data available



Horse/Jockey Name	Elodie's Rainbow
Final Rank	6
Fastest Section Time (Section)	0:05.19 (Overall)
Top Speed [km/h] (Section)	66.4 (1000m)
Race State	Finished

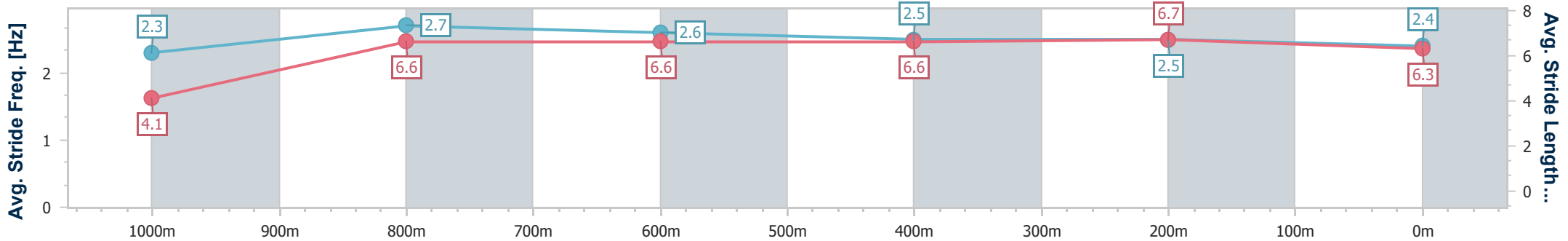
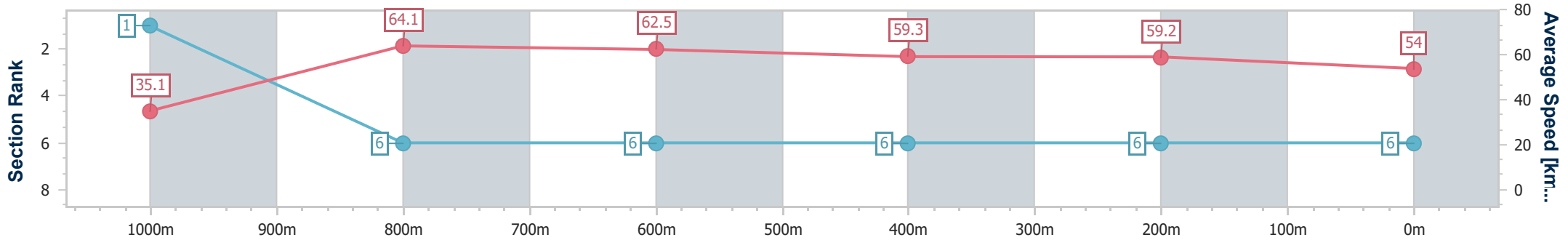


Doomben QLD Professional
Race 1: Ladbrokes Yard Comments QTIS Two-Years-Old Plate - 1050m
 16 October 2024 - 12:49
 Track Rating: Soft 6, Weather: Overcast, Rail Position: +10.5m Entire



BRISBANE
RACING CLUB

Section	Overall	1000m	800m	600m	400m	200m								
Section Times	1:05.39 [6] (0:05.19)	1:00.20 [1] (0:11.24)	0:48.96 [6] (0:11.58)	0:37.38 [6] (0:12.00)	0:25.38 [6] (0:12.04)	0:13.34 [6] (0:13.34)								
Average Speed [km/h]	35.1	64.1	62.5	59.3	59.2	54.0								
Top Speed [km/h]	56.3	66.4	66.0	60.8	60.6	57.1								
Avg. Dist. to Rail [m]	3.3	1.6	0.8	2.2	3.8	2.7								
Avg. Stride Freq. [Hz]	2.3	2.7	2.6	2.5	2.5	2.4								
Avg. Stride Length [m]	4.1	6.6	6.6	6.6	6.7	6.3								



- [] Ranking at each section and finish
- .-.- No data available at this section
- NA No data available



Doomben QLD Professional

Race 2: National Leak Detection Maiden Plate - 2070m

16 October 2024 - 13:23



BRISBANE
RACING CLUB

Track Rating: Soft 6, Weather: Overcast, Rail Position: +10.5m Entire

Section		Overall	1800m	1600m	1400m	1200m	1000m	800m	Last 600m				
Field Times		2:11.18 (0:17.59)	1:53.59 (0:11.29)	1:42.30 (0:12.12)	1:30.18 (0:13.04)	1:17.14 (0:13.40)	1:03.74 (0:13.30)	0:50.44 (0:12.98)	0:37.46				
Rank	TAB Horse/Jockey	Barrier	Top Speed [km/h]	Fastest Section									Distance Travelled [m]
1	8 SAVANNAH GANGSTER Cody Collis	3	67.2	0:11.59	2:11.18 [1] (0:17.77)	1:53.41 [6] (0:11.59)	1:41.82 [5] (0:12.45)	1:29.37 [5] (0:12.90)	1:16.47 [5] (0:13.41)	1:03.06 [6] (0:13.07)	0:49.99 [6] (0:13.28)	0:36.71	
2	4 PAPAL WARS Kyle Wilson-Taylor	2	67.8	0:11.41	2:11.32 [2] (0:17.68)	1:53.64 [3] (0:11.41)	1:42.23 [4] (0:12.37)	1:29.86 [3] (0:13.03)	1:16.83 [4] (0:13.40)	1:03.43 [4] (0:13.04)	0:50.39 [2] (0:12.79)	0:37.60	+1
3	3 NOT A SINGLE DRINK Noel Callow	1	64.7	0:11.58	2:11.39 [3] (0:18.60)	1:52.79 [8] (0:11.58)	1:41.21 [9] (0:12.19)	1:29.02 [9] (0:12.66)	1:16.36 [8] (0:13.43)	1:02.93 [8] (0:12.99)	0:49.94 [8] (0:13.19)	0:36.75	+3
4	5 VENCE Justin Huxtable	6	68.0	0:11.38	2:11.80 [4] (0:17.70)	1:54.10 [4] (0:11.38)	1:42.72 [3] (0:12.40)	1:30.32 [4] (0:12.95)	1:17.37 [3] (0:13.38)	1:03.99 [3] (0:13.20)	0:50.79 [3] (0:12.81)	0:37.98	+4
5	9 MAD ANA Rikki Jamieson	4	65.4	0:11.62	2:12.59 [5] (0:18.16)	1:54.43 [7] (0:11.62)	1:42.81 [7] (0:12.29)	1:30.52 [7] (0:12.74)	1:17.78 [7] (0:13.52)	1:04.26 [7] (0:13.12)	0:51.14 [7] (0:13.08)	0:38.06	+4
6	7 BETTER DRAW Angela Jones	9	66.2	0:11.46	2:13.16 [6] (0:18.63)	1:54.53 [9] (0:11.46)	1:43.07 [8] (0:12.23)	1:30.84 [8] (0:12.86)	1:17.98 [9] (0:13.56)	1:04.42 [9] (0:13.09)	0:51.33 [9] (0:13.18)	0:38.15	+2
7	6 MIDNIGHT SEAS Michael Murphy	8	66.7	0:11.68	2:14.75 [7] (0:17.76)	1:56.99 [5] (0:11.68)	1:45.31 [6] (0:12.40)	1:32.91 [6] (0:12.93)	1:19.98 [6] (0:13.35)	1:06.63 [5] (0:13.05)	0:53.58 [5] (0:13.06)	0:40.52	-3
8	1 CROC FIGHT Jake Bayliss	5	68.1	0:11.38	2:15.82 [8] (0:17.59)	1:58.23 [1] (0:11.38)	1:46.85 [2] (0:12.28)	1:34.57 [2] (0:13.03)	1:21.54 [2] (0:13.34)	1:08.20 [2] (0:13.12)	0:55.08 [1] (0:12.99)	0:42.09	-3
9	2 DONI TONDO Cejay Graham	7	68.0	0:11.27	2:37.58 [9] (0:17.61)	2:19.97 [2] (0:11.27)	2:08.70 [1] (0:12.12)	1:56.58 [1] (0:13.04)	1:43.54 [1] (0:13.40)	1:30.14 [1] (0:13.61)	1:16.53 [4] (0:14.89)	1:01.64	-4



Doomben QLD Professional

Race 2: National Leak Detection Maiden Plate - 2070m

16 October 2024 - 13:23



BRISBANE
RACING CLUB

Track Rating: Soft 6, Weather: Overcast, Rail Position: +10.5m Entire

Section					600m	400m	200m				Last 600m	
Field Times					0:37.46 (0:12.54)	0:24.92 (0:12.25)	0:12.67 (0:12.67)				0:37.46	
Rank	TAB Horse/Jockey	Barrier	Top Speed [km/h]	Fastest Section				Margin				Distance Travelled [m]
1	8 SAVANNAH GANGSTER Cody Collis	3	67.2 Overall	0:11.59 1800m	0:36.71 [5] (0:12.27)	0:24.44 [4] (0:11.96)	0:12.48 [2] (0:12.48)	2:11.18				0:36.71
2	4 PAPAL WARS Kyle Wilson-Taylor	2	67.8 Overall	0:11.41 1800m	0:37.60 [1] (0:12.54)	0:25.06 [1] (0:12.25)	0:12.81 [1] (0:12.81)	0.83L				0:37.60 +1
3	3 NOT A SINGLE DRINK Noel Callow	1	64.7 Overall	0:11.58 1800m	0:36.75 [7] (0:12.31)	0:24.44 [6] (0:11.87)	0:12.57 [4] (0:12.57)	1.26L				0:36.75 +3
4	5 VENCE Justin Huxtable	6	68.0 Overall	0:11.38 1800m	0:37.98 [3] (0:12.49)	0:25.49 [2] (0:12.40)	0:13.09 [3] (0:13.09)	3.66L				0:37.98 +4
5	9 MAD ANA Rikki Jamieson	4	65.4 Overall	0:11.62 1800m	0:38.06 [6] (0:12.22)	0:25.84 [5] (0:12.47)	0:13.37 [5] (0:13.37)	8.31L				0:38.06 +4
6	7 BETTER DRAW Angela Jones	9	66.2 Overall	0:11.46 1800m	0:38.15 [8] (0:12.41)	0:25.74 [8] (0:12.45)	0:13.29 [6] (0:13.29)	11.67L				0:38.15 +2
7	6 MIDNIGHT SEAS Michael Murphy	8	66.7 Overall	0:11.68 1800m	0:40.52 [4] (0:12.79)	0:27.73 [7] (0:12.98)	0:14.75 [7] (0:14.75)	21.05L				0:40.52 -3
8	1 CROC FIGHT Jake Bayliss	5	68.1 Overall	0:11.38 1800m	0:42.09 [2] (0:12.94)	0:29.15 [3] (0:13.65)	0:15.50 [8] (0:15.50)	27.33L				0:42.09 -3
9	2 DONI TONDO Cejay Graham	7	68.0 Overall	0:11.27 1800m	1:01.64 [9] (0:16.15)	0:45.49 [9] (0:18.91)	0:26.58 [9] (0:26.58)	155.3L				1:01.64 -4

[] Ranking at each section and finish
 -:-:- No data available at this section
 NA No data available

SCN Saddle cloth number
 DNF Did not finish
 DNT Did not track



Horse/Jockey Name	Savannah Gangster
Final Rank	1
Fastest Section Time (Section)	0:11.59 (1800m)
Top Speed [km/h] (Section)	67.2 (Overall)
Race State	Finished



Doomben QLD Professional

Race 2: National Leak Detection Maiden Plate - 2070m

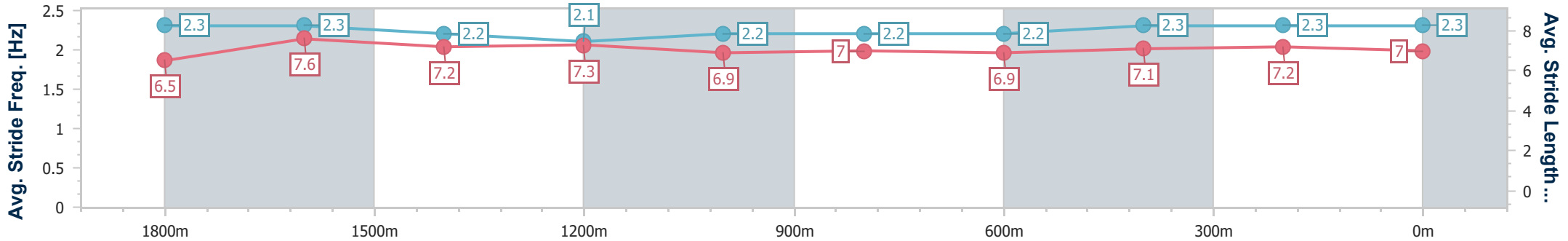
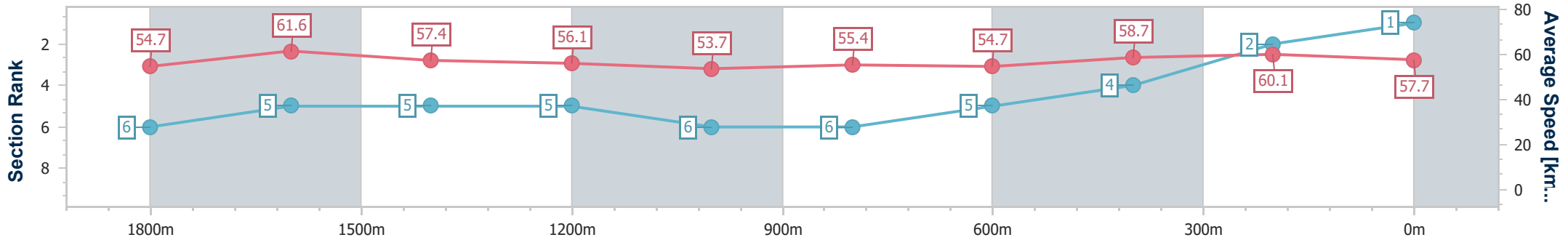
16 October 2024 - 13:23

Track Rating: Soft 6, Weather: Overcast, Rail Position: +10.5m Entire



BRISBANE RACING CLUB

Section	Overall	1800m	1600m	1400m	1200m	1000m	800m	600m	400m	200m
Section Times	2:11.18 [1] (0:17.77)	1:53.41 [6] (0:11.59)	1:41.82 [5] (0:12.45)	1:29.37 [5] (0:12.90)	1:16.47 [5] (0:13.41)	1:03.06 [6] (0:13.07)	0:49.99 [6] (0:13.28)	0:36.71 [5] (0:12.27)	0:24.44 [4] (0:11.96)	0:12.48 [2] (0:12.48)
Average Speed [km/h]	54.7	61.6	57.4	56.1	53.7	55.4	54.7	58.7	60.1	57.7
Top Speed [km/h]	67.2	66.2	59.0	58.4	55.2	55.9	57.2	59.7	61.9	60.9
Avg. Dist. to Rail [m]	1.0	1.1	1.2	0.9	2.0	2.1	1.4	0.6	1.0	3.6
Avg. Stride Freq. [Hz]	2.3	2.3	2.2	2.1	2.2	2.2	2.2	2.3	2.3	2.3
Avg. Stride Length [m]	6.5	7.6	7.2	7.3	6.9	7.0	6.9	7.1	7.2	7.0



- [] Ranking at each section and finish
- .-.- No data available at this section
- NA No data available



Horse/Jockey Name	Papal Wars
Final Rank	2
Fastest Section Time (Section)	0:11.41 (1800m)
Top Speed [km/h] (Section)	67.8 (Overall)
Race State	Finished



Doomben QLD Professional

Race 2: National Leak Detection Maiden Plate - 2070m

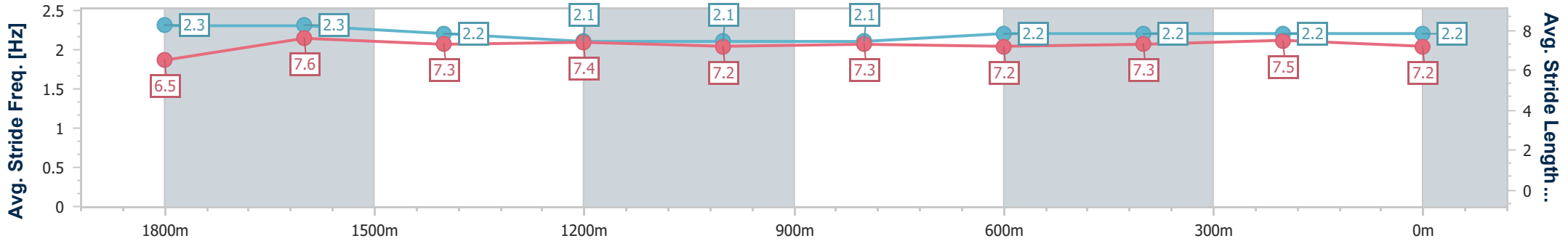
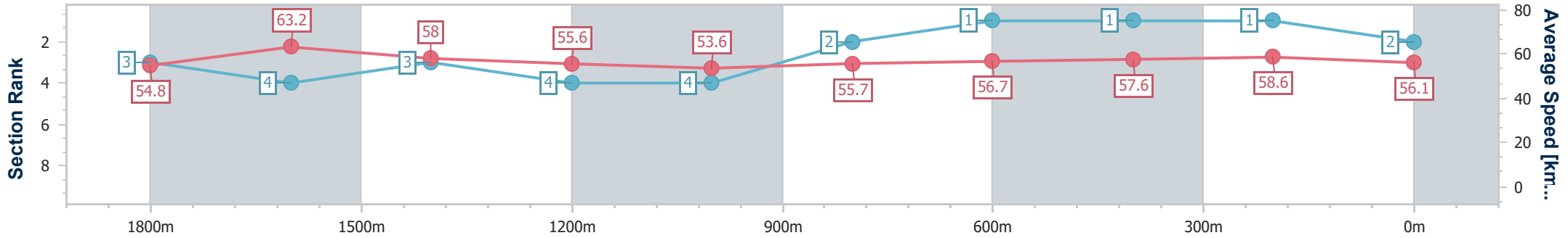
16 October 2024 - 13:23

Track Rating: Soft 6, Weather: Overcast, Rail Position: +10.5m Entire



BRISBANE RACING CLUB

Section	Overall	1800m	1600m	1400m	1200m	1000m	800m	600m	400m	200m
Section Times	2:11.32 [2] (0:17.68)	1:53.64 [3] (0:11.41)	1:42.23 [4] (0:12.37)	1:29.86 [3] (0:13.03)	1:16.83 [4] (0:13.40)	1:03.43 [4] (0:13.04)	0:50.39 [2] (0:12.79)	0:37.60 [1] (0:12.54)	0:25.06 [1] (0:12.25)	0:12.81 [1] (0:12.81)
Average Speed [km/h]	54.8	63.2	58.0	55.6	53.6	55.7	56.7	57.6	58.6	56.1
Top Speed [km/h]	67.8	66.5	60.6	57.9	54.5	56.6	57.9	58.2	59.6	57.8
Avg. Dist. to Rail [m]	1.0	0.3	0.6	0.7	1.6	1.6	2.0	0.8	1.5	0.9
Avg. Stride Freq. [Hz]	2.3	2.3	2.2	2.1	2.1	2.1	2.2	2.2	2.2	2.2
Avg. Stride Length [m]	6.5	7.6	7.3	7.4	7.2	7.3	7.2	7.3	7.5	7.2



- [] Ranking at each section and finish
- .-.- No data available at this section
- NA No data available



Horse/Jockey Name	Not A Single Drink
Final Rank	3
Fastest Section Time (Section)	0:11.58 (1800m)
Top Speed [km/h] (Section)	64.7 (Overall)
Race State	Finished



Doomben QLD Professional

Race 2: National Leak Detection Maiden Plate - 2070m

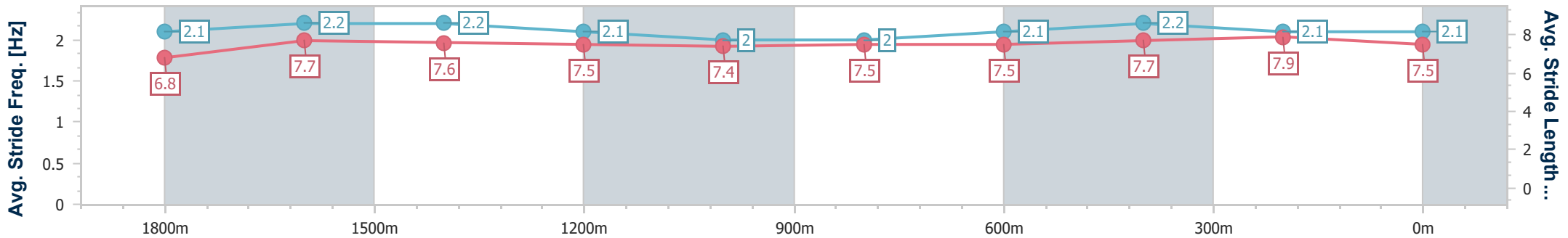
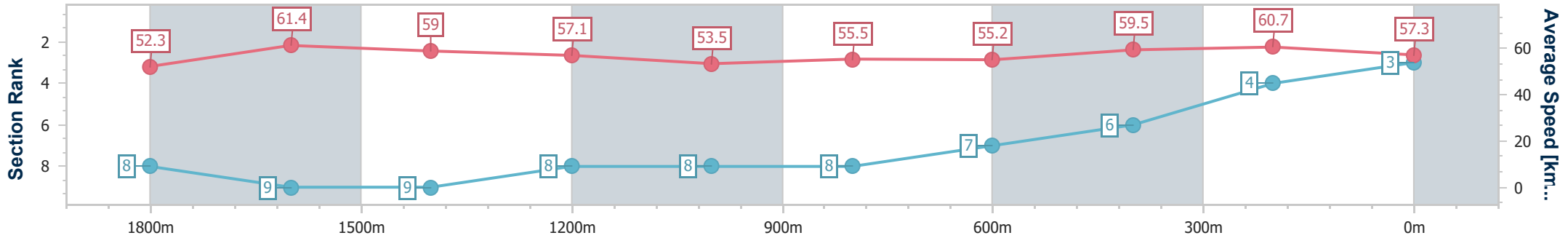
16 October 2024 - 13:23

Track Rating: Soft 6, Weather: Overcast, Rail Position: +10.5m Entire



BRISBANE RACING CLUB

Section	Overall	1800m	1600m	1400m	1200m	1000m	800m	600m	400m	200m
Section Times	2:11.39 [3] (0:18.60)	1:52.79 [8] (0:11.58)	1:41.21 [9] (0:12.19)	1:29.02 [9] (0:12.66)	1:16.36 [8] (0:13.43)	1:02.93 [8] (0:12.99)	0:49.94 [8] (0:13.19)	0:36.75 [7] (0:12.31)	0:24.44 [6] (0:11.87)	0:12.57 [4] (0:12.57)
Average Speed [km/h]	52.3	61.4	59.0	57.1	53.5	55.5	55.2	59.5	60.7	57.3
Top Speed [km/h]	64.7	63.9	60.4	59.2	54.9	56.9	58.5	60.4	62.4	60.7
Avg. Dist. to Rail [m]	1.5	1.6	0.5	0.6	1.4	1.1	2.3	2.4	1.5	4.6
Avg. Stride Freq. [Hz]	2.1	2.2	2.2	2.1	2.0	2.0	2.1	2.2	2.1	2.1
Avg. Stride Length [m]	6.8	7.7	7.6	7.5	7.4	7.5	7.5	7.7	7.9	7.5



- [] Ranking at each section and finish
- .-.- No data available at this section
- NA No data available



Horse/Jockey Name	Vence
Final Rank	4
Fastest Section Time (Section)	0:11.38 (1800m)
Top Speed [km/h] (Section)	68.0 (Overall)
Race State	Finished



Doomben QLD Professional

Race 2: National Leak Detection Maiden Plate - 2070m

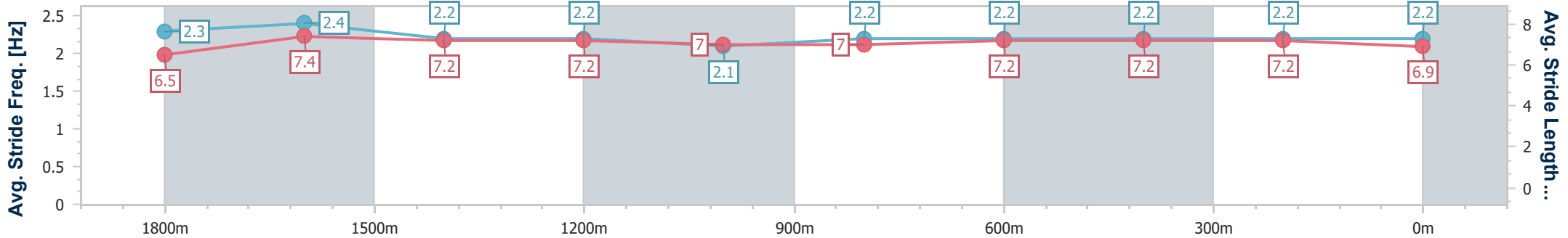
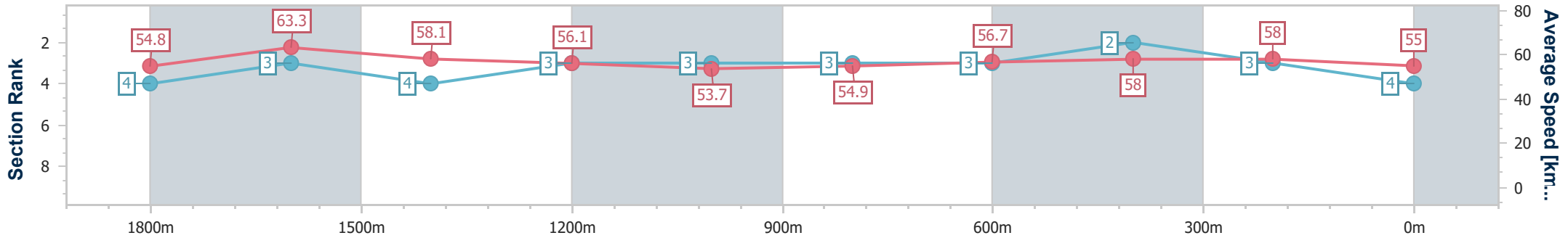
16 October 2024 - 13:23

Track Rating: Soft 6, Weather: Overcast, Rail Position: +10.5m Entire



BRISBANE RACING CLUB

Section	Overall	1800m	1600m	1400m	1200m	1000m	800m	600m	400m	200m
Section Times	2:11.80 [4] (0:17.70)	1:54.10 [4] (0:11.38)	1:42.72 [3] (0:12.40)	1:30.32 [4] (0:12.95)	1:17.37 [3] (0:13.38)	1:03.99 [3] (0:13.20)	0:50.79 [3] (0:12.81)	0:37.98 [3] (0:12.49)	0:25.49 [2] (0:12.40)	0:13.09 [3] (0:13.09)
Average Speed [km/h]	54.8	63.3	58.1	56.1	53.7	54.9	56.7	58.0	58.0	55.0
Top Speed [km/h]	68.0	67.0	60.3	59.6	54.7	55.9	58.5	58.8	59.0	58.0
Avg. Dist. to Rail [m]	3.3	0.3	0.6	1.8	2.2	1.8	2.0	1.2	0.4	1.4
Avg. Stride Freq. [Hz]	2.3	2.4	2.2	2.2	2.1	2.2	2.2	2.2	2.2	2.2
Avg. Stride Length [m]	6.5	7.4	7.2	7.2	7.0	7.0	7.2	7.2	7.2	6.9



- [] Ranking at each section and finish
- .-.-.- No data available at this section
- NA No data available



Horse/Jockey Name	Mad Ana
Final Rank	5
Fastest Section Time (Section)	0:11.62 (1800m)
Top Speed [km/h] (Section)	65.4 (Overall)
Race State	Finished



Doomben QLD Professional

Race 2: National Leak Detection Maiden Plate - 2070m

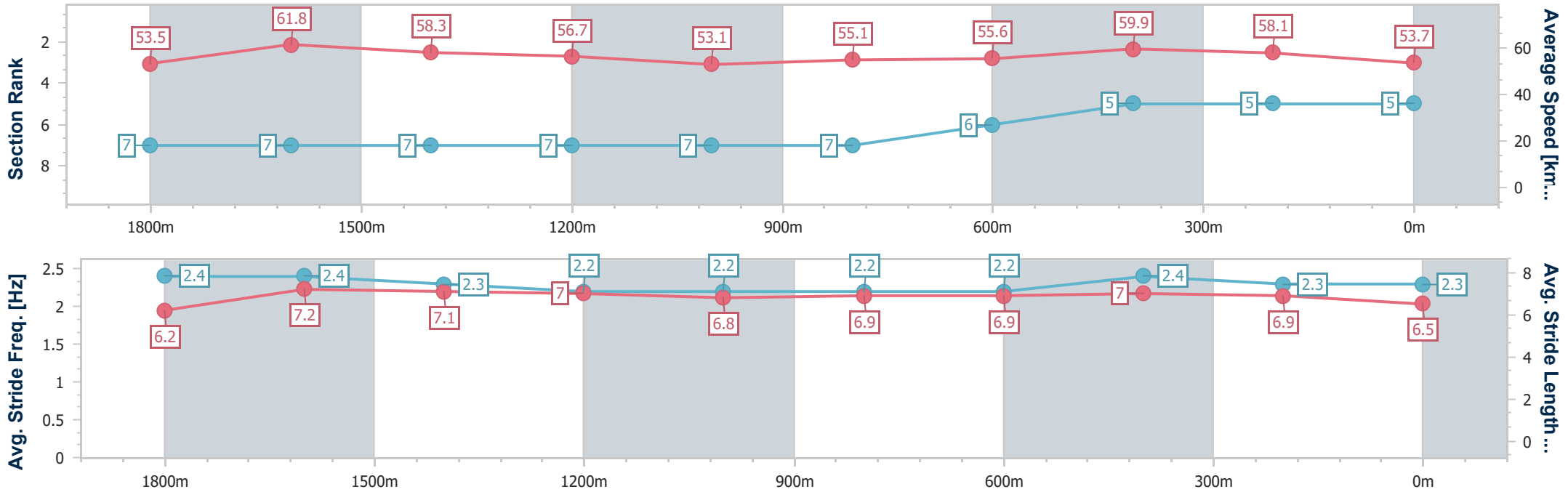
16 October 2024 - 13:23

Track Rating: Soft 6, Weather: Overcast, Rail Position: +10.5m Entire



BRISBANE RACING CLUB

Section	Overall	1800m	1600m	1400m	1200m	1000m	800m	600m	400m	200m
Section Times	2:12.59 [5] (0:18.16)	1:54.43 [7] (0:11.62)	1:42.81 [7] (0:12.29)	1:30.52 [7] (0:12.74)	1:17.78 [7] (0:13.52)	1:04.26 [7] (0:13.12)	0:51.14 [7] (0:13.08)	0:38.06 [6] (0:12.22)	0:25.84 [5] (0:12.47)	0:13.37 [5] (0:13.37)
Average Speed [km/h]	53.5	61.8	58.3	56.7	53.1	55.1	55.6	59.9	58.1	53.7
Top Speed [km/h]	65.4	64.6	60.9	58.9	54.4	56.6	59.7	60.2	59.5	56.1
Avg. Dist. to Rail [m]	1.5	0.6	1.1	0.8	1.8	1.6	2.0	2.8	2.7	3.5
Avg. Stride Freq. [Hz]	2.4	2.4	2.3	2.2	2.2	2.2	2.2	2.4	2.3	2.3
Avg. Stride Length [m]	6.2	7.2	7.1	7.0	6.8	6.9	6.9	7.0	6.9	6.5



- [] Ranking at each section and finish
- .-.-.- No data available at this section
- NA No data available



Horse/Jockey Name	Better Draw
Final Rank	6
Fastest Section Time (Section)	0:11.46 (1800m)
Top Speed [km/h] (Section)	66.2 (Overall)
Race State	Finished



Doomben QLD Professional

Race 2: National Leak Detection Maiden Plate - 2070m

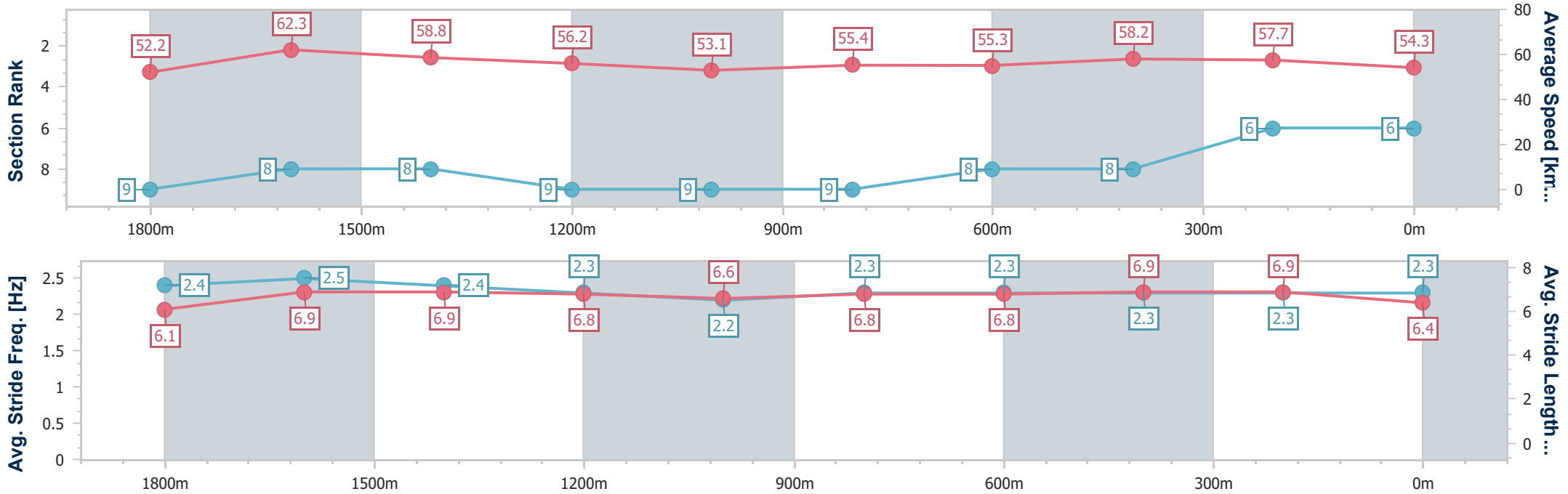
16 October 2024 - 13:23

Track Rating: Soft 6, Weather: Overcast, Rail Position: +10.5m Entire



BRISBANE RACING CLUB

Section	Overall	1800m	1600m	1400m	1200m	1000m	800m	600m	400m	200m
Section Times	2:13.16 [6] (0:18.63)	1:54.53 [9] (0:11.46)	1:43.07 [8] (0:12.23)	1:30.84 [8] (0:12.86)	1:17.98 [9] (0:13.56)	1:04.42 [9] (0:13.09)	0:51.33 [9] (0:13.18)	0:38.15 [8] (0:12.41)	0:25.74 [8] (0:12.45)	0:13.29 [6] (0:13.29)
Average Speed [km/h]	52.2	62.3	58.8	56.2	53.1	55.4	55.3	58.2	57.7	54.3
Top Speed [km/h]	66.2	65.5	60.8	58.0	54.9	57.6	58.8	59.5	58.8	57.8
Avg. Dist. to Rail [m]	2.4	1.2	0.6	1.0	2.1	2.2	2.3	1.1	1.3	1.7
Avg. Stride Freq. [Hz]	2.4	2.5	2.4	2.3	2.2	2.3	2.3	2.3	2.3	2.3
Avg. Stride Length [m]	6.1	6.9	6.9	6.8	6.6	6.8	6.8	6.9	6.9	6.4



- [] Ranking at each section and finish
- .-.- No data available at this section
- NA No data available



Horse/Jockey Name	Midnight Seas
Final Rank	7
Fastest Section Time (Section)	0:11.68 (1800m)
Top Speed [km/h] (Section)	66.7 (Overall)
Race State	Finished



Doomben QLD Professional

Race 2: National Leak Detection Maiden Plate - 2070m

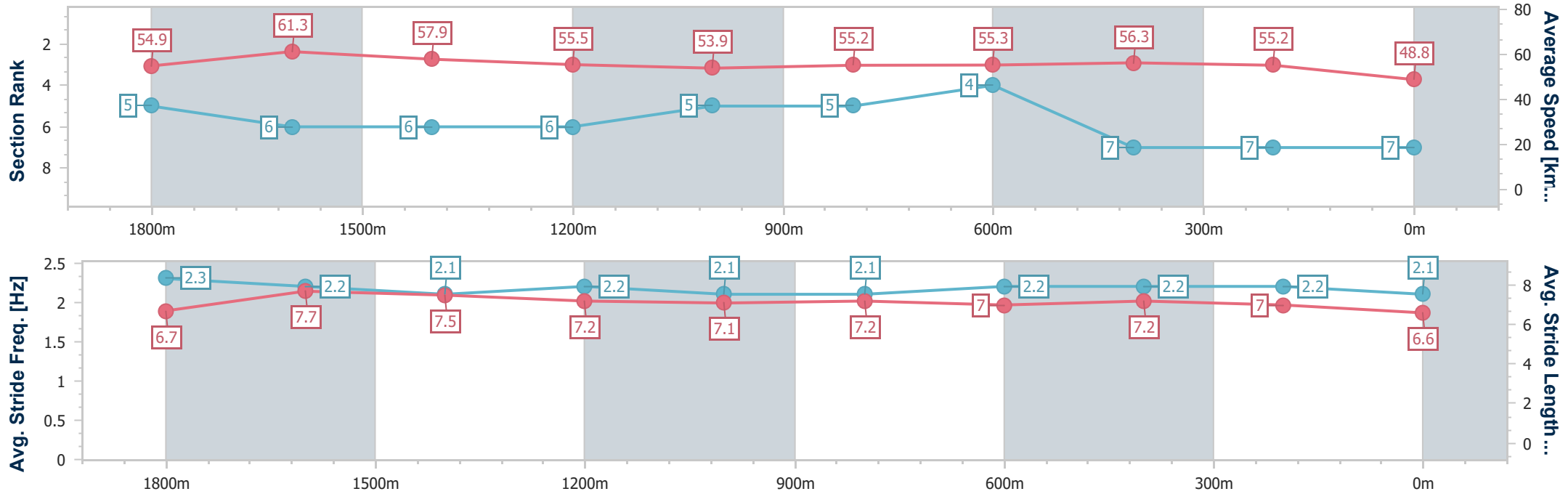
16 October 2024 - 13:23

Track Rating: Soft 6, Weather: Overcast, Rail Position: +10.5m Entire



BRISBANE RACING CLUB

Section	Overall	1800m	1600m	1400m	1200m	1000m	800m	600m	400m	200m
Section Times	2:14.75 [7] (0:17.76)	1:56.99 [5] (0:11.68)	1:45.31 [6] (0:12.40)	1:32.91 [6] (0:12.93)	1:19.98 [6] (0:13.35)	1:06.63 [5] (0:13.05)	0:53.58 [5] (0:13.06)	0:40.52 [4] (0:12.79)	0:27.73 [7] (0:12.98)	0:14.75 [7] (0:14.75)
Average Speed [km/h]	54.9	61.3	57.9	55.5	53.9	55.2	55.3	56.3	55.2	48.8
Top Speed [km/h]	66.7	64.9	60.0	57.2	54.8	56.2	56.1	56.6	56.8	53.9
Avg. Dist. to Rail [m]	5.1	1.2	1.1	0.4	0.2	0.4	0.2	0.4	0.5	0.9
Avg. Stride Freq. [Hz]	2.3	2.2	2.1	2.2	2.1	2.1	2.2	2.2	2.2	2.1
Avg. Stride Length [m]	6.7	7.7	7.5	7.2	7.1	7.2	7.0	7.2	7.0	6.6



- [] Ranking at each section and finish
- .-.- No data available at this section
- NA No data available



Horse/Jockey Name	Croc Fight
Final Rank	8
Fastest Section Time (Section)	0:11.38 (1800m)
Top Speed [km/h] (Section)	68.1 (Overall)
Race State	Finished



Doomben QLD Professional

Race 2: National Leak Detection Maiden Plate - 2070m

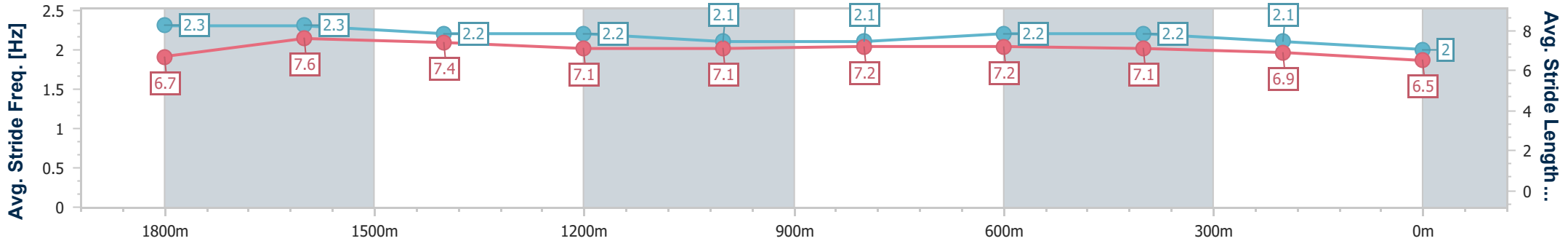
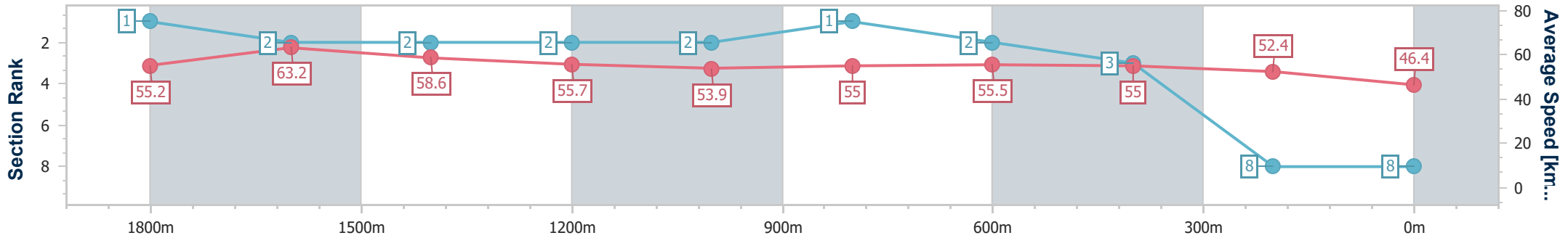
16 October 2024 - 13:23

Track Rating: Soft 6, Weather: Overcast, Rail Position: +10.5m Entire



BRISBANE RACING CLUB

Section	Overall	1800m	1600m	1400m	1200m	1000m	800m	600m	400m	200m
Section Times	2:15.82 [8] (0:17.59)	1:58.23 [1] (0:11.38)	1:46.85 [2] (0:12.28)	1:34.57 [2] (0:13.03)	1:21.54 [2] (0:13.34)	1:08.20 [2] (0:13.12)	0:55.08 [1] (0:12.99)	0:42.09 [2] (0:12.94)	0:29.15 [3] (0:13.65)	0:15.50 [8] (0:15.50)
Average Speed [km/h]	55.2	63.2	58.6	55.7	53.9	55.0	55.5	55.0	52.4	46.4
Top Speed [km/h]	68.1	67.7	60.6	58.7	54.8	55.7	56.6	56.6	53.9	50.6
Avg. Dist. to Rail [m]	2.7	0.3	0.5	1.1	1.8	1.1	0.3	2.0	3.2	2.0
Avg. Stride Freq. [Hz]	2.3	2.3	2.2	2.2	2.1	2.1	2.2	2.2	2.1	2.0
Avg. Stride Length [m]	6.7	7.6	7.4	7.1	7.1	7.2	7.2	7.1	6.9	6.5



- [] Ranking at each section and finish
- .-.- No data available at this section
- NA No data available



Horse/Jockey Name	Doni Tondo
Final Rank	9
Fastest Section Time (Section)	0:11.27 (1800m)
Top Speed [km/h] (Section)	68.0 (Overall)
Race State	Finished



Doomben QLD Professional

Race 2: National Leak Detection Maiden Plate - 2070m

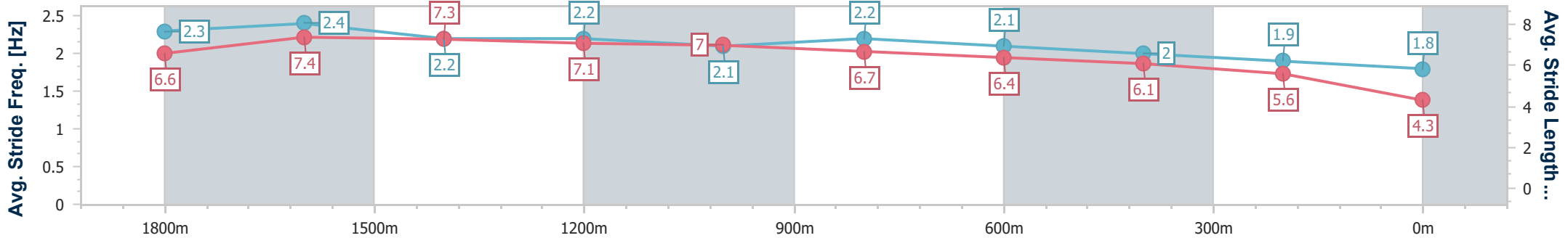
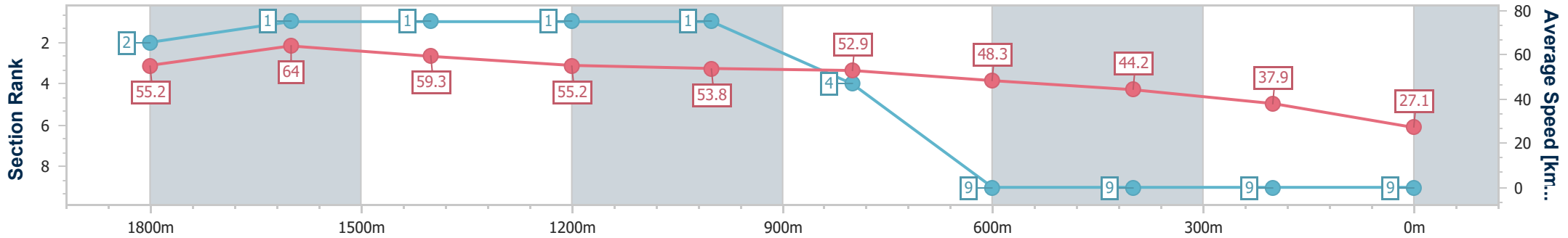
16 October 2024 - 13:23

Track Rating: Soft 6, Weather: Overcast, Rail Position: +10.5m Entire



BRISBANE RACING CLUB

Section	Overall	1800m	1600m	1400m	1200m	1000m	800m	600m	400m	200m
Section Times	2:37.58 [9] (0:17.61)	2:19.97 [2] (0:11.27)	2:08.70 [1] (0:12.12)	1:56.58 [1] (0:13.04)	1:43.54 [1] (0:13.40)	1:30.14 [1] (0:13.61)	1:16.53 [4] (0:14.89)	1:01.64 [9] (0:16.15)	0:45.49 [9] (0:18.91)	0:26.58 [9] (0:26.58)
Average Speed [km/h]	55.2	64.0	59.3	55.2	53.8	52.9	48.3	44.2	37.9	27.1
Top Speed [km/h]	68.0	67.3	61.4	57.2	54.4	54.8	51.9	46.2	41.8	34.8
Avg. Dist. to Rail [m]	4.1	0.5	0.7	0.3	0.9	0.6	0.5	1.1	1.7	1.3
Avg. Stride Freq. [Hz]	2.3	2.4	2.2	2.2	2.1	2.2	2.1	2.0	1.9	1.8
Avg. Stride Length [m]	6.6	7.4	7.3	7.1	7.0	6.7	6.4	6.1	5.6	4.3



- [] Ranking at each section and finish
- .-.- No data available at this section
- NA No data available



Doomben QLD Professional
Race 3: Ezy Projects BM68 Handicap - 1660m
16 October 2024 - 13:59



BRISBANE
RACING CLUB

Track Rating: Soft 6, Weather: Overcast, Rail Position: +10.5m Entire

Section		Overall	1400m	1200m	1000m	800m	600m	400m	Last 600m				
Field Times		1:41.44 (0:17.72)	1:23.72 (0:11.87)	1:11.85 (0:12.13)	0:59.72 (0:12.41)	0:47.31 (0:12.24)	0:35.07 (0:11.67)	0:23.40 (0:11.36)	0:35.07				
Rank	TAB Horse/Jockey	Barrier	Top Speed [km/h]	Fastest Section									Distance Travelled [m]
1	1 BASARWA Jasper Franklin	5	66.0 400m	0:11.07 400m	1:41.44 [1] (0:18.49)	1:22.95 [6] (0:11.65)	1:11.30 [5] (0:12.18)	0:59.12 [5] (0:12.33)	0:46.79 [5] (0:12.22)	0:34.57 [5] (0:11.60)	0:22.97 [5] (0:11.07)	0:34.57	
2	7 TAMBOURINE MAN Noel Callow	4	65.1 Overall	0:11.42 400m	1:41.60 [2] (0:17.95)	1:23.65 [2] (0:11.80)	1:11.85 [2] (0:12.20)	0:59.65 [2] (0:12.36)	0:47.29 [2] (0:12.19)	0:35.10 [2] (0:11.54)	0:23.56 [1] (0:11.42)	0:35.10	+4
3	9 SMART AS SMART Jag Guthmann-Chester	6	66.4 400m	0:11.02 400m	1:41.63 [3] (0:18.59)	1:23.04 [7] (0:11.83)	1:11.21 [7] (0:12.43)	0:58.78 [7] (0:12.24)	0:46.54 [7] (0:12.06)	0:34.48 [7] (0:11.54)	0:22.94 [7] (0:11.02)	0:34.48	+2
4	3 TEXAS Dan McGillivray	7	64.5 400m	0:11.33 400m	1:41.65 [4] (0:17.72)	1:23.93 [1] (0:11.87)	1:12.06 [1] (0:12.13)	0:59.93 [1] (0:12.41)	0:47.52 [1] (0:12.24)	0:35.28 [1] (0:11.70)	0:23.58 [2] (0:11.33)	0:35.28	+0
5	2 BLAZEN BOOTS Emily Lang	2	65.4 400m	0:11.34 400m	1:41.65 [5] (0:18.09)	1:23.56 [3] (0:11.92)	1:11.64 [4] (0:12.23)	0:59.41 [4] (0:12.27)	0:47.14 [3] (0:12.15)	0:34.99 [3] (0:11.55)	0:23.44 [3] (0:11.34)	0:34.99	+7
6	8 SECURITY ADVISOR Melea Castle	3	64.3 400m	0:11.44 400m	1:41.93 [6] (0:18.42)	1:23.51 [5] (0:11.77)	1:11.74 [6] (0:12.39)	0:59.35 [6] (0:12.18)	0:47.17 [6] (0:12.12)	0:35.05 [6] (0:11.62)	0:23.43 [6] (0:11.44)	0:35.05	+0
7	6 JUPITUS James Orman	1	66.0 400m	0:11.34 400m	1:41.96 [7] (0:18.11)	1:23.85 [4] (0:11.78)	1:12.07 [3] (0:12.22)	0:59.85 [3] (0:12.41)	0:47.44 [4] (0:12.20)	0:35.24 [4] (0:11.74)	0:23.50 [4] (0:11.34)	0:35.24	+0

Scratched: Ultimate Outcome (#4), Yellowhammer (#10), Captain Hook (#5), Aperitivo (#11)

[] Ranking at each section and finish
 -:-:- No data available at this section
 NA No data available

SCN Saddle cloth number
 DNF Did not finish
 DNT Did not track



Doomben QLD Professional
Race 3: Ezy Projects BM68 Handicap - 1660m
16 October 2024 - 13:59



Track Rating: Soft 6, Weather: Overcast, Rail Position: +10.5m Entire

Section							200m			Last 600m
Field Times							0:12.04			0:35.07
							(0:12.04)			
Rank	TAB	Horse/Jockey	Barrier	Top Speed [km/h]	Fastest Section	Margin			Distance Travelled [m]	
1	1	BASARWA	5	66.0	0:11.07	0:11.90 [3]	1:41.44		0:34.57	
		Jasper Franklin		400m	400m	(0:11.90)				
2	7	TAMBOURINE MAN	4	65.1	0:11.42	0:12.14 [2]	0.93L		0:35.10 +4	
		Noel Callow		Overall	400m	(0:12.14)				
3	9	SMART AS SMART	6	66.4	0:11.02	0:11.92 [5]	1.11L		0:34.48 +2	
		Jag Guthmann-Chester		400m	400m	(0:11.92)				
4	3	TEXAS	7	64.5	0:11.33	0:12.25 [1]	1.27L		0:35.28 +0	
		Dan McGillivray		400m	400m	(0:12.25)				
5	2	BLAZEN BOOTS	2	65.4	0:11.34	0:12.10 [4]	1.27L		0:34.99 +7	
		Emily Lang		400m	400m	(0:12.10)				
6	8	SECURITY ADVISOR	3	64.3	0:11.44	0:11.99 [7]	2.92L		0:35.05 +0	
		Melea Castle		400m	400m	(0:11.99)				
7	6	JUPITUS	1	66.0	0:11.34	0:12.16 [6]	3.09L		0:35.24 +0	
		James Orman		400m	400m	(0:12.16)				

Scratched: Ultimate Outcome (#4), Yellowhammer (#10), Captain Hook (#5), Aperitivo (#11)



Horse/Jockey Name	Basarwa
Final Rank	1
Fastest Section Time (Section)	0:11.07 (400m)
Top Speed [km/h] (Section)	66.0 (400m)
Race State	Finished



Doomben QLD Professional

Race 3: Ezy Projects BM68 Handicap - 1660m

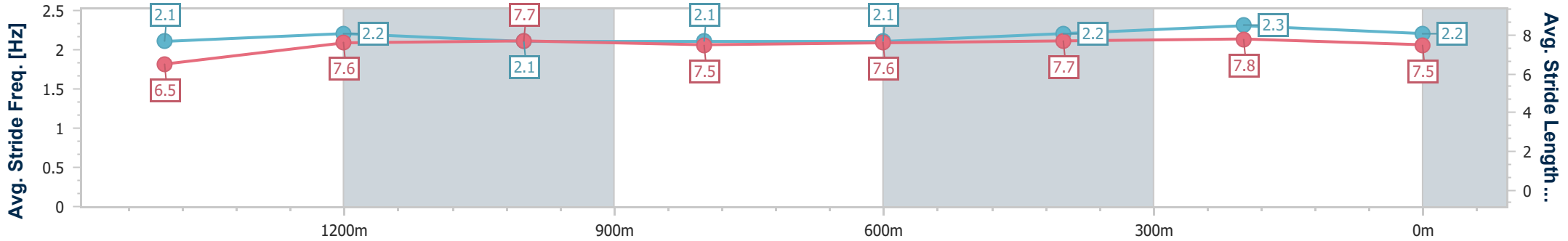
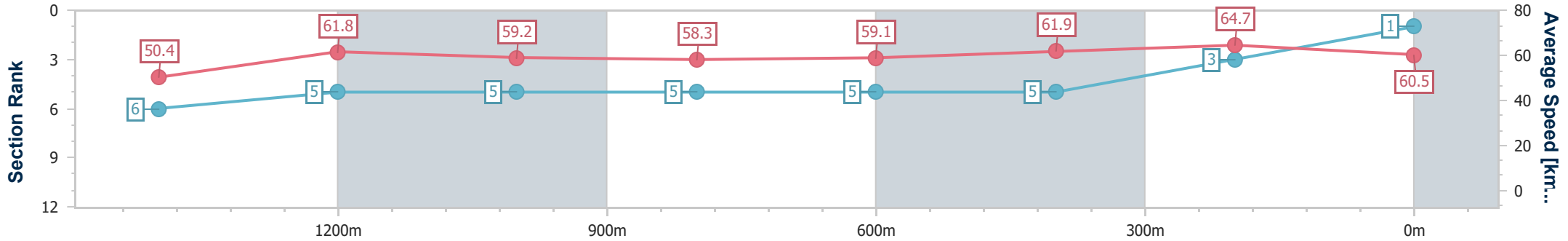
16 October 2024 - 13:59

Track Rating: Soft 6, Weather: Overcast, Rail Position: +10.5m Entire



BRISBANE RACING CLUB

Section	Overall	1400m	1200m	1000m	800m	600m	400m	200m					
Section Times	1:41.44 [1] (0:18.49)	1:22.95 [6] (0:11.65)	1:11.30 [5] (0:12.18)	0:59.12 [5] (0:12.33)	0:46.79 [5] (0:12.22)	0:34.57 [5] (0:11.60)	0:22.97 [5] (0:11.07)	0:11.90 [3] (0:11.90)					
Average Speed [km/h]	50.4	61.8	59.2	58.3	59.1	61.9	64.7	60.5					
Top Speed [km/h]	65.8	65.3	60.2	59.5	61.2	63.4	66.0	63.8					
Avg. Dist. to Rail [m]	1.1	0.5	0.7	0.5	0.2	0.4	1.0	0.5					
Avg. Stride Freq. [Hz]	2.1	2.2	2.1	2.1	2.1	2.2	2.3	2.2					
Avg. Stride Length [m]	6.5	7.6	7.7	7.5	7.6	7.7	7.8	7.5					



- [] Ranking at each section and finish
- .-.- No data available at this section
- NA No data available



Horse/Jockey Name	Tambourine Man
Final Rank	2
Fastest Section Time (Section)	0:11.42 (400m)
Top Speed [km/h] (Section)	65.1 (Overall)
Race State	Finished



Doomben QLD Professional

Race 3: Ezy Projects BM68 Handicap - 1660m

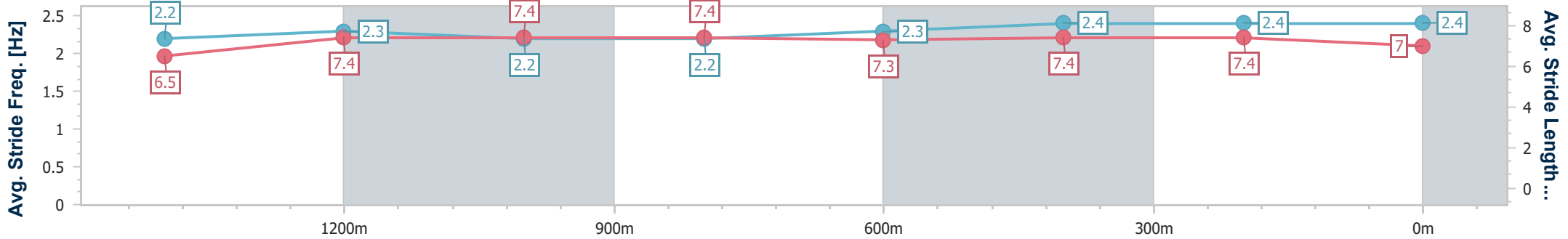
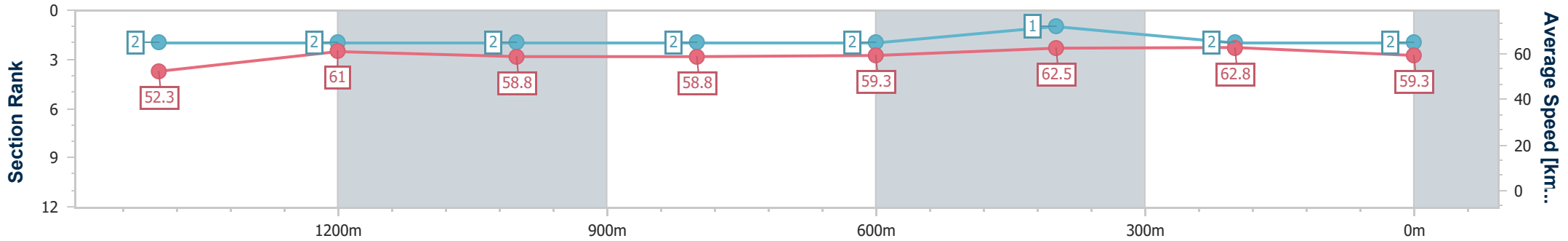
16 October 2024 - 13:59

Track Rating: Soft 6, Weather: Overcast, Rail Position: +10.5m Entire



BRISBANE RACING CLUB

Section	Overall	1400m	1200m	1000m	800m	600m	400m	200m
Section Times	1:41.60 [2] (0:17.95)	1:23.65 [2] (0:11.80)	1:11.85 [2] (0:12.20)	0:59.65 [2] (0:12.36)	0:47.29 [2] (0:12.19)	0:35.10 [2] (0:11.54)	0:23.56 [1] (0:11.42)	0:12.14 [2] (0:12.14)
Average Speed [km/h]	52.3	61.0	58.8	58.8	59.3	62.5	62.8	59.3
Top Speed [km/h]	65.1	63.5	60.2	59.7	61.4	63.2	63.7	61.8
Avg. Dist. to Rail [m]	0.7	0.5	1.0	1.3	1.3	0.5	0.8	3.0
Avg. Stride Freq. [Hz]	2.2	2.3	2.2	2.2	2.3	2.4	2.4	2.4
Avg. Stride Length [m]	6.5	7.4	7.4	7.4	7.3	7.4	7.4	7.0



- [] Ranking at each section and finish
- .-.- No data available at this section
- NA No data available



Horse/Jockey Name	Smart As Smart
Final Rank	3
Fastest Section Time (Section)	0:11.02 (400m)
Top Speed [km/h] (Section)	66.4 (400m)
Race State	Finished



Doomben QLD Professional

Race 3: Ezy Projects BM68 Handicap - 1660m

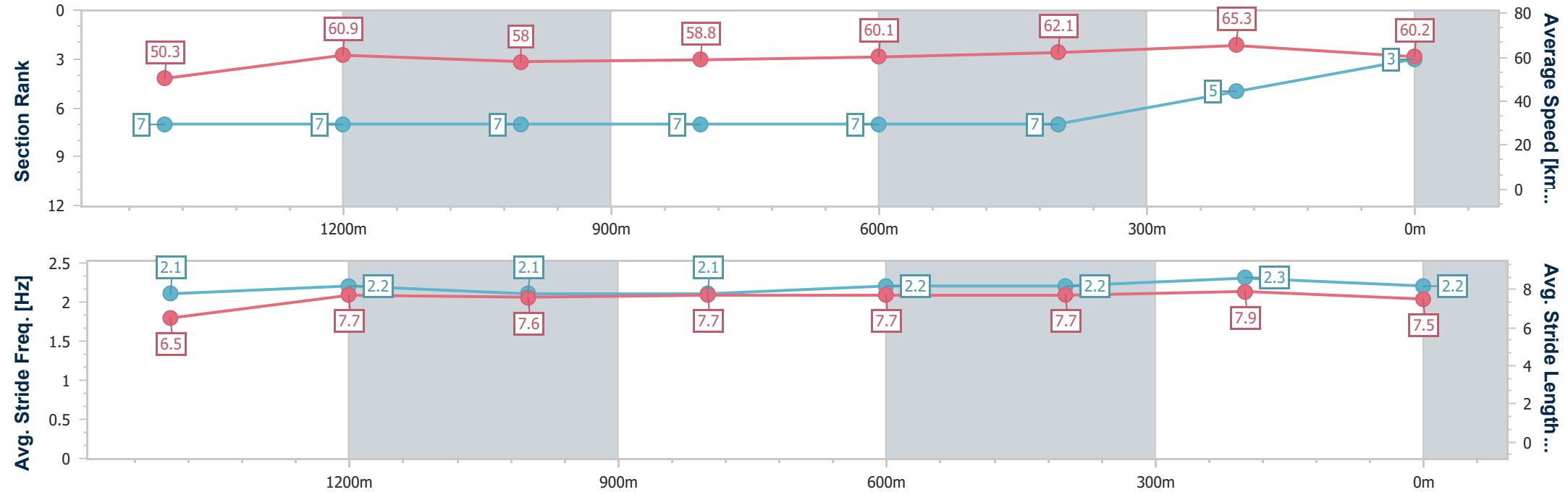
16 October 2024 - 13:59

Track Rating: Soft 6, Weather: Overcast, Rail Position: +10.5m Entire



BRISBANE RACING CLUB

Section	Overall	1400m	1200m	1000m	800m	600m	400m	200m						
Section Times	1:41.63 [3] (0:18.59)	1:23.04 [7] (0:11.83)	1:11.21 [7] (0:12.43)	0:58.78 [7] (0:12.24)	0:46.54 [7] (0:12.06)	0:34.48 [7] (0:11.54)	0:22.94 [7] (0:11.02)	0:11.92 [5] (0:11.92)						
Average Speed [km/h]	50.3	60.9	58.0	58.8	60.1	62.1	65.3	60.2						
Top Speed [km/h]	62.6	62.9	59.3	60.8	63.0	63.5	66.4	64.1						
Avg. Dist. to Rail [m]	1.3	0.7	1.2	0.8	0.6	0.6	1.1	0.8						
Avg. Stride Freq. [Hz]	2.1	2.2	2.1	2.1	2.2	2.2	2.3	2.2						
Avg. Stride Length [m]	6.5	7.7	7.6	7.7	7.7	7.7	7.9	7.5						



- [] Ranking at each section and finish
- .-.- No data available at this section
- NA No data available



Horse/Jockey Name	Texas
Final Rank	4
Fastest Section Time (Section)	0:11.33 (400m)
Top Speed [km/h] (Section)	64.5 (400m)
Race State	Finished



Doomben QLD Professional

Race 3: Ezy Projects BM68 Handicap - 1660m

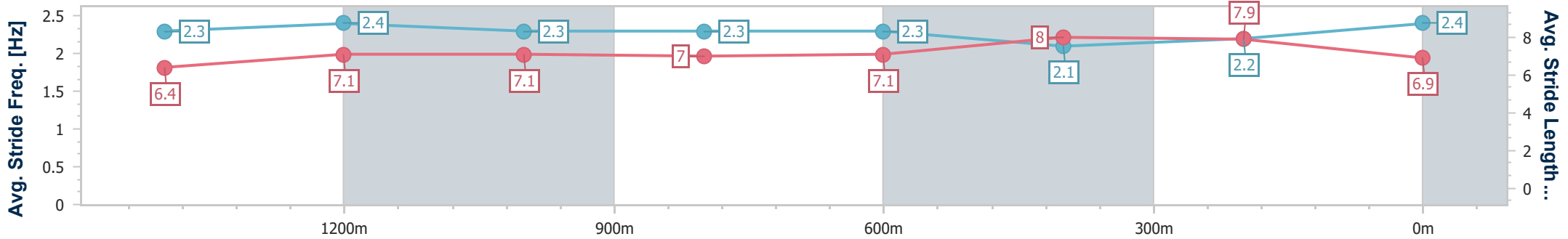
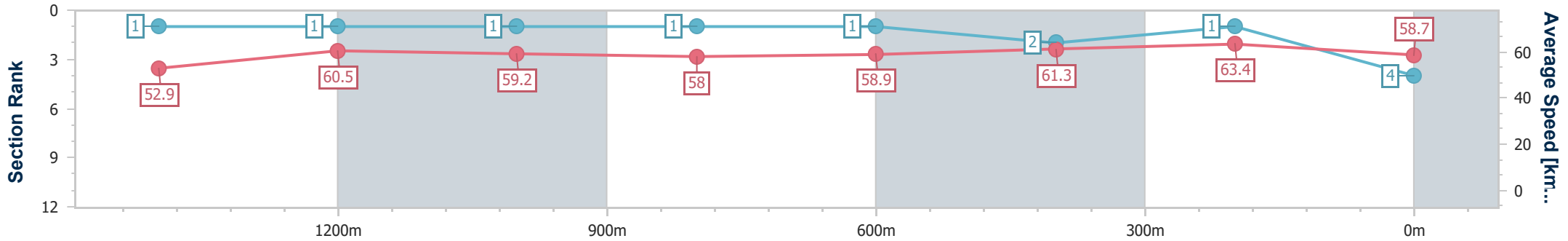
16 October 2024 - 13:59

Track Rating: Soft 6, Weather: Overcast, Rail Position: +10.5m Entire



BRISBANE RACING CLUB

Section	Overall	1400m	1200m	1000m	800m	600m	400m	200m
Section Times	1:41.65 [4] (0:17.72)	1:23.93 [1] (0:11.87)	1:12.06 [1] (0:12.13)	0:59.93 [1] (0:12.41)	0:47.52 [1] (0:12.24)	0:35.28 [1] (0:11.70)	0:23.58 [2] (0:11.33)	0:12.25 [1] (0:12.25)
Average Speed [km/h]	52.9	60.5	59.2	58.0	58.9	61.3	63.4	58.7
Top Speed [km/h]	63.2	61.9	60.2	59.2	60.2	62.3	64.5	62.6
Avg. Dist. to Rail [m]	2.1	0.4	0.4	0.3	0.2	0.9	1.2	0.7
Avg. Stride Freq. [Hz]	2.3	2.4	2.3	2.3	2.3	2.1	2.2	2.4
Avg. Stride Length [m]	6.4	7.1	7.1	7.0	7.1	8.0	7.9	6.9



- [] Ranking at each section and finish
- .-.-.- No data available at this section
- NA No data available



Horse/Jockey Name	Blazen Boots
Final Rank	5
Fastest Section Time (Section)	0:11.34 (400m)
Top Speed [km/h] (Section)	65.4 (400m)
Race State	Finished



Doomben QLD Professional

Race 3: Ezy Projects BM68 Handicap - 1660m

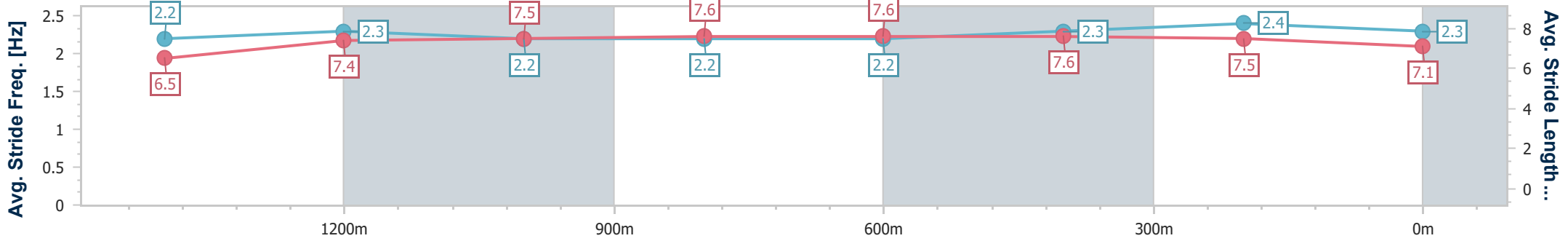
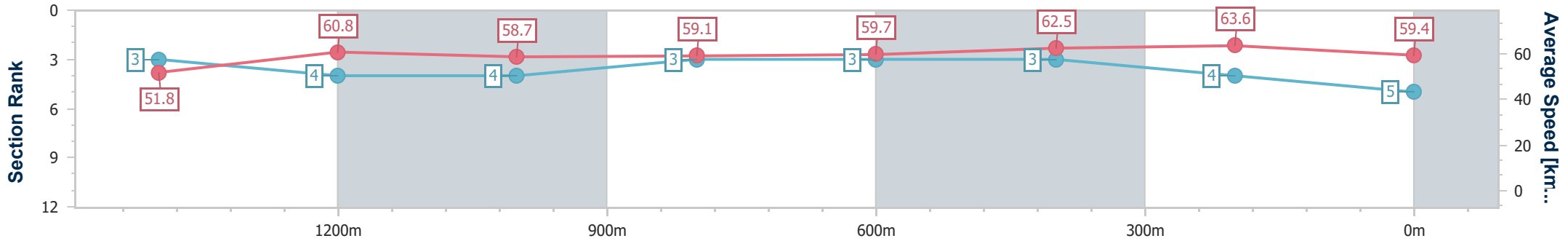
16 October 2024 - 13:59

Track Rating: Soft 6, Weather: Overcast, Rail Position: +10.5m Entire



BRISBANE RACING CLUB

Section	Overall	1400m	1200m	1000m	800m	600m	400m	200m					
Section Times	1:41.65 [5] (0:18.09)	1:23.56 [3] (0:11.92)	1:11.64 [4] (0:12.23)	0:59.41 [4] (0:12.27)	0:47.14 [3] (0:12.15)	0:34.99 [3] (0:11.55)	0:23.44 [3] (0:11.34)	0:12.10 [4] (0:12.10)					
Average Speed [km/h]	51.8	60.8	58.7	59.1	59.7	62.5	63.6	59.4					
Top Speed [km/h]	62.8	62.4	59.8	59.7	62.0	63.3	65.4	62.9					
Avg. Dist. to Rail [m]	0.4	0.9	2.5	2.1	1.4	0.7	2.0	4.4					
Avg. Stride Freq. [Hz]	2.2	2.3	2.2	2.2	2.2	2.3	2.4	2.3					
Avg. Stride Length [m]	6.5	7.4	7.5	7.6	7.6	7.6	7.5	7.1					



- [] Ranking at each section and finish
- .-.- No data available at this section
- NA No data available



Horse/Jockey Name	Security Advisor
Final Rank	6
Fastest Section Time (Section)	0:11.44 (400m)
Top Speed [km/h] (Section)	64.3 (400m)
Race State	Finished



Doomben QLD Professional

Race 3: Ezy Projects BM68 Handicap - 1660m

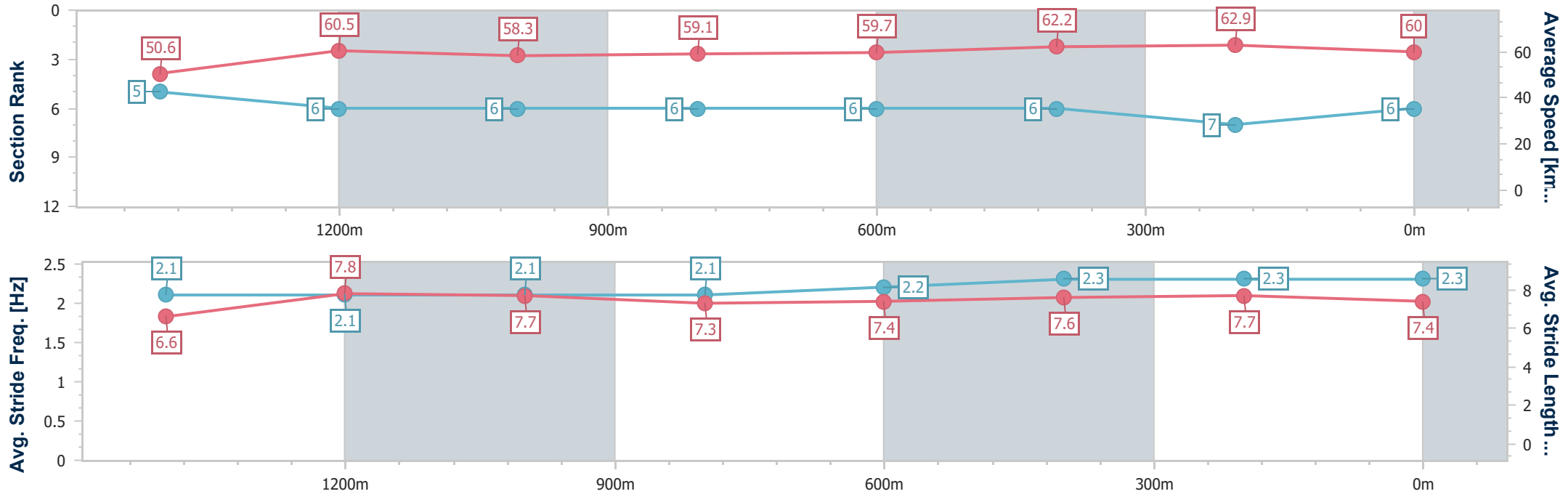
16 October 2024 - 13:59

Track Rating: Soft 6, Weather: Overcast, Rail Position: +10.5m Entire



BRISBANE RACING CLUB

Section	Overall	1400m	1200m	1000m	800m	600m	400m	200m
Section Times	1:41.93 [6] (0:18.42)	1:23.51 [5] (0:11.77)	1:11.74 [6] (0:12.39)	0:59.35 [6] (0:12.18)	0:47.17 [6] (0:12.12)	0:35.05 [6] (0:11.62)	0:23.43 [6] (0:11.44)	0:11.99 [7] (0:11.99)
Average Speed [km/h]	50.6	60.5	58.3	59.1	59.7	62.2	62.9	60.0
Top Speed [km/h]	63.2	61.7	59.5	60.6	61.8	62.5	64.3	63.1
Avg. Dist. to Rail [m]	0.6	2.4	1.2	1.2	1.0	0.6	0.9	1.6
Avg. Stride Freq. [Hz]	2.1	2.1	2.1	2.1	2.2	2.3	2.3	2.3
Avg. Stride Length [m]	6.6	7.8	7.7	7.3	7.4	7.6	7.7	7.4



- [] Ranking at each section and finish
- .-.- No data available at this section
- NA No data available



Horse/Jockey Name	Jupiter
Final Rank	7
Fastest Section Time (Section)	0:11.34 (400m)
Top Speed [km/h] (Section)	66.0 (400m)
Race State	Finished



Doomben QLD Professional

Race 3: Ezy Projects BM68 Handicap - 1660m

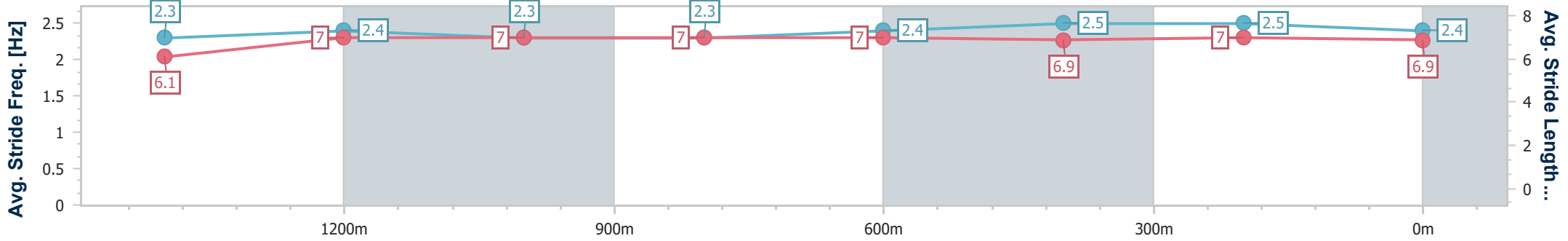
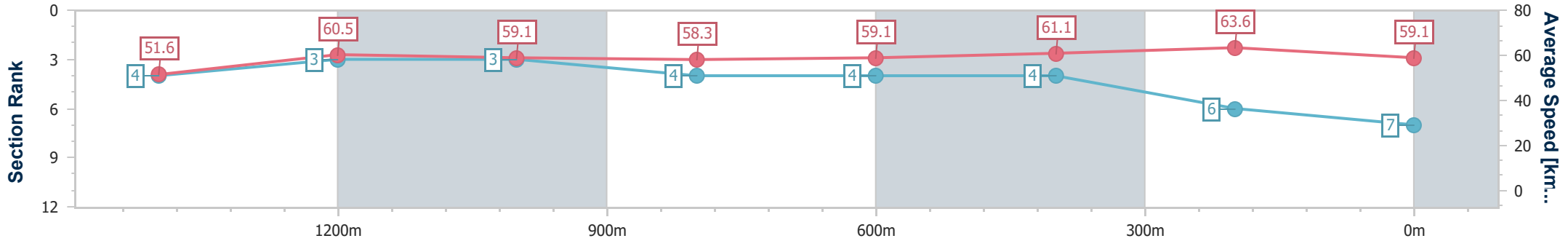
16 October 2024 - 13:59

Track Rating: Soft 6, Weather: Overcast, Rail Position: +10.5m Entire



BRISBANE RACING CLUB

Section	Overall	1400m	1200m	1000m	800m	600m	400m	200m
Section Times	1:41.96 [7] (0:18.11)	1:23.85 [4] (0:11.78)	1:12.07 [3] (0:12.22)	0:59.85 [3] (0:12.41)	0:47.44 [4] (0:12.20)	0:35.24 [4] (0:11.74)	0:23.50 [4] (0:11.34)	0:12.16 [6] (0:12.16)
Average Speed [km/h]	51.6	60.5	59.1	58.3	59.1	61.1	63.6	59.1
Top Speed [km/h]	63.9	61.8	59.6	59.4	60.8	62.2	66.0	62.4
Avg. Dist. to Rail [m]	2.3	1.4	1.4	1.6	0.5	0.6	1.5	3.6
Avg. Stride Freq. [Hz]	2.3	2.4	2.3	2.3	2.4	2.5	2.5	2.4
Avg. Stride Length [m]	6.1	7.0	7.0	7.0	7.0	6.9	7.0	6.9



- [] Ranking at each section and finish
- .-.- No data available at this section
- NA No data available



Doomben QLD Professional

Race 4: Steamatic Fillies and Mares Class 1 Handicap - 1350m

16 October 2024 - 14:34



BRISBANE
RACING CLUB

Track Rating: Soft 6, Weather: Overcast, Rail Position: +10.5m Entire

Section		Overall	1200m	1000m	800m	600m	400m	Last 600m				
Field Times		1:20.86 (0:11.38)	1:09.48 (0:11.32)	0:58.16 (0:11.34)	0:46.82 (0:11.62)	0:35.20 (0:11.60)	0:23.60 (0:11.35)	0:35.20				
Rank	TAB Horse/Jockey	Barrier	Top Speed [km/h]	Fastest Section	Distance Travelled [m]							
1	8 ARAMINTA Justin Huxtable	7	64.5 400m	0:11.30 400m	1:20.86 [1] (0:11.38)	1:09.48 [1] (0:11.47)	0:58.01 [2] (0:11.32)	0:46.69 [2] (0:11.54)	0:35.15 [2] (0:11.61)	0:23.54 [2] (0:11.30)	0:35.15	
2	7 ADORADEC Luke Dempsey	1	65.5 400m	0:11.20 400m	1:20.93 [2] (0:11.71)	1:09.22 [4] (0:11.55)	0:57.67 [5] (0:11.44)	0:46.23 [5] (0:11.58)	0:34.65 [6] (0:11.48)	0:23.17 [6] (0:11.20)	0:34.65	-1
3	4 DIVINE GEM Nathan Thomas	3	64.7 1200m	0:11.29 1000m	1:21.00 [3] (0:11.73)	1:09.27 [5] (0:11.37)	0:57.90 [3] (0:11.29)	0:46.61 [3] (0:11.50)	0:35.11 [3] (0:11.55)	0:23.56 [4] (0:11.37)	0:35.11	-3
4	5 GLEBE James Orman	4	65.0 1200m	0:11.26 400m	1:21.08 [4] (0:11.83)	1:09.25 [6] (0:11.52)	0:57.73 [6] (0:11.39)	0:46.34 [6] (0:11.49)	0:34.85 [5] (0:11.46)	0:23.39 [5] (0:11.26)	0:34.85	+2
5	12 HELLO IN THERE Georgina Cartwright	6	63.9 1000m	0:11.39 600m	1:21.31 [5] (0:11.59)	1:09.72 [3] (0:11.52)	0:58.20 [4] (0:11.42)	0:46.78 [4] (0:11.48)	0:35.30 [4] (0:11.39)	0:23.91 [3] (0:11.49)	0:35.30	+0
6	2 JUNGLE LAW Noel Callow	8	65.1 1200m	0:11.25 1200m	1:21.36 [6] (0:11.45)	1:09.91 [2] (0:11.25)	0:58.66 [1] (0:11.34)	0:47.32 [1] (0:11.62)	0:35.70 [1] (0:11.60)	0:24.10 [1] (0:11.35)	0:35.70	+0
7	6 SILVER GODDESS Angela Jones	5	65.0 1200m	0:11.40 400m	1:21.66 [7] (0:12.03)	1:09.63 [7] (0:11.50)	0:58.13 [7] (0:11.41)	0:46.72 [7] (0:11.55)	0:35.17 [7] (0:11.45)	0:23.72 [7] (0:11.40)	0:35.17	+1

Did Not Finish: Ivy Dexstress (#1)

Scratched: Magic Island (#3), Ocean Alps (#10), Lavoni (#9), Red Star Rubi (#11)

[] Ranking at each section and finish
 -:---:-- No data available at this section
 NA No data available

SCN Saddle cloth number
 DNF Did not finish
 DNT Did not track



Doomben QLD Professional

Race 4: Steamatic Fillies and Mares Class 1 Handicap - 1350m

16 October 2024 - 14:34



BRISBANE
RACING CLUB

Track Rating: Soft 6, Weather: Overcast, Rail Position: +10.5m Entire

Section							200m			Last 600m
Field Times							0:12.25			0:35.20
Rank	TAB	Horse/Jockey	Barrier	Top Speed [km/h]	Fastest Section	Margin				Distance Travelled [m]
1	8	ARAMINTA Justin Huxtable	7	64.5 400m	0:11.30 400m	0:12.24 [2] (0:12.24)	1:20.86		0:35.15	
2	7	ADORADEC Luke Dempsey	1	65.5 400m	0:11.20 400m	0:11.97 [6] (0:11.97)	0.4L		0:34.65	-1
3	4	DIVINE GEM Nathan Thomas	3	64.7 1200m	0:11.29 1000m	0:12.19 [3] (0:12.19)	0.81L		0:35.11	-3
4	5	GLEBE James Orman	4	65.0 1200m	0:11.26 400m	0:12.13 [5] (0:12.13)	1.27L		0:34.85	+2
5	12	HELLO IN THERE Georgina Cartwright	6	63.9 1000m	0:11.39 600m	0:12.42 [4] (0:12.42)	2.64L		0:35.30	+0
6	2	JUNGLE LAW Noel Callow	8	65.1 1200m	0:11.25 1200m	0:12.75 [1] (0:12.75)	2.92L		0:35.70	+0
7	6	SILVER GODDESS Angela Jones	5	65.0 1200m	0:11.40 400m	0:12.32 [7] (0:12.32)	4.67L		0:35.17	+1

Did Not Finish: Ivy Dexstress (#1)

Scratched: Magic Island (#3), Ocean Alps (#10), Lavoni (#9), Red Star Rubi (#11)



Horse/Jockey Name	Araminta
Final Rank	1
Fastest Section Time (Section)	0:11.30 (400m)
Top Speed [km/h] (Section)	64.5 (400m)
Race State	Finished



Doomben QLD Professional

Race 4: Steamatic Fillies and Mares Class 1 Handicap - 1350m

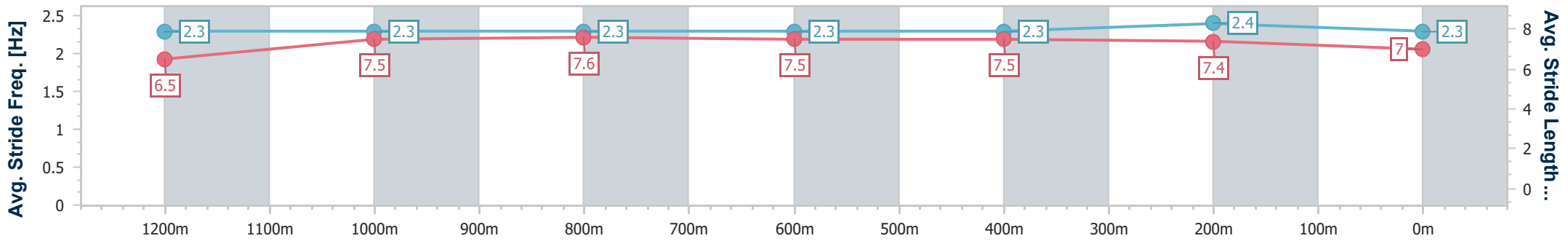
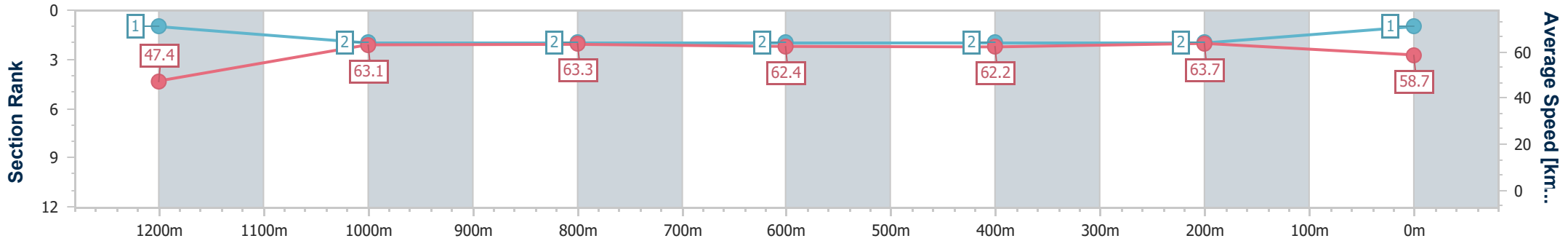
16 October 2024 - 14:34

Track Rating: Soft 6, Weather: Overcast, Rail Position: +10.5m Entire



BRISBANE RACING CLUB

Section	Overall	1200m	1000m	800m	600m	400m	200m
Section Times	1:20.86 [1] (0:11.38)	1:09.48 [1] (0:11.47)	0:58.01 [2] (0:11.32)	0:46.69 [2] (0:11.54)	0:35.15 [2] (0:11.61)	0:23.54 [2] (0:11.30)	0:12.24 [2] (0:12.24)
Average Speed [km/h]	47.4	63.1	63.3	62.4	62.2	63.7	58.7
Top Speed [km/h]	63.8	63.9	64.3	64.1	63.7	64.5	61.4
Avg. Dist. to Rail [m]	6.0	1.5	0.5	0.4	0.6	0.4	0.8
Avg. Stride Freq. [Hz]	2.3	2.3	2.3	2.3	2.3	2.4	2.3
Avg. Stride Length [m]	6.5	7.5	7.6	7.5	7.5	7.4	7.0



- [] Ranking at each section and finish
- .-.-.- No data available at this section
- NA No data available



Horse/Jockey Name	Adoradec
Final Rank	2
Fastest Section Time (Section)	0:11.20 (400m)
Top Speed [km/h] (Section)	65.5 (400m)
Race State	Finished



Doomben QLD Professional

Race 4: Steamatic Fillies and Mares Class 1 Handicap - 1350m

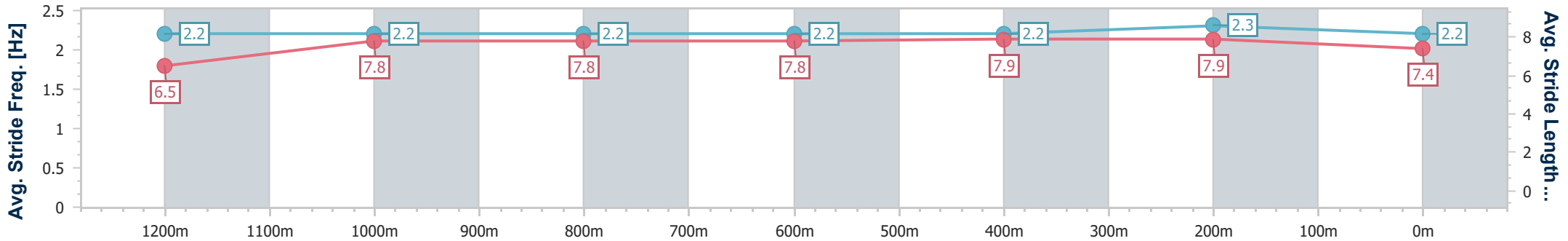
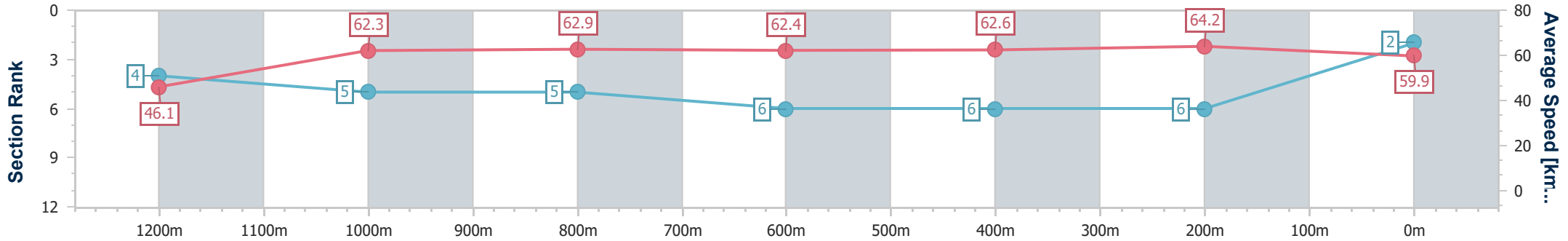
16 October 2024 - 14:34

Track Rating: Soft 6, Weather: Overcast, Rail Position: +10.5m Entire



BRISBANE RACING CLUB

Section	Overall	1200m	1000m	800m	600m	400m	200m
Section Times	1:20.93 [2] (0:11.71)	1:09.22 [4] (0:11.55)	0:57.67 [5] (0:11.44)	0:46.23 [5] (0:11.58)	0:34.65 [6] (0:11.48)	0:23.17 [6] (0:11.20)	0:11.97 [6] (0:11.97)
Average Speed [km/h]	46.1	62.3	62.9	62.4	62.6	64.2	59.9
Top Speed [km/h]	61.9	63.8	63.9	63.6	63.5	65.5	65.4
Avg. Dist. to Rail [m]	1.2	0.3	0.4	0.3	0.5	0.8	0.4
Avg. Stride Freq. [Hz]	2.2	2.2	2.2	2.2	2.2	2.3	2.2
Avg. Stride Length [m]	6.5	7.8	7.8	7.8	7.9	7.9	7.4



- [] Ranking at each section and finish
- .-.- No data available at this section
- NA No data available



Horse/Jockey Name	Divine Gem
Final Rank	3
Fastest Section Time (Section)	0:11.29 (1000m)
Top Speed [km/h] (Section)	64.7 (1200m)
Race State	Finished



Doomben QLD Professional

Race 4: Steamatic Fillies and Mares Class 1 Handicap - 1350m

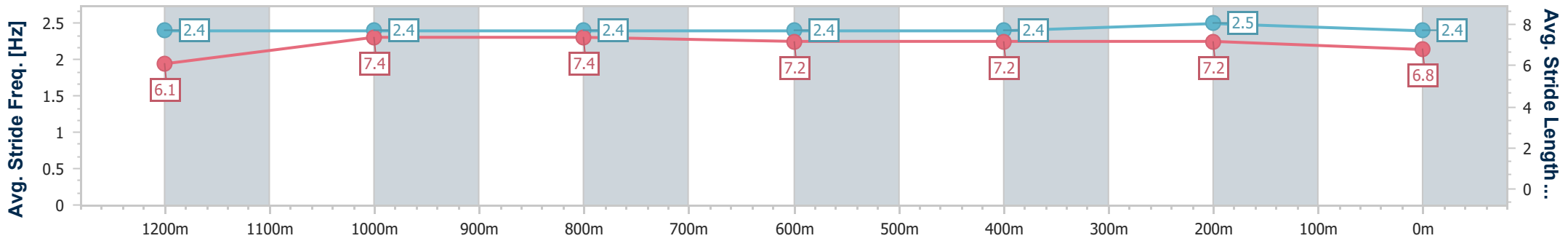
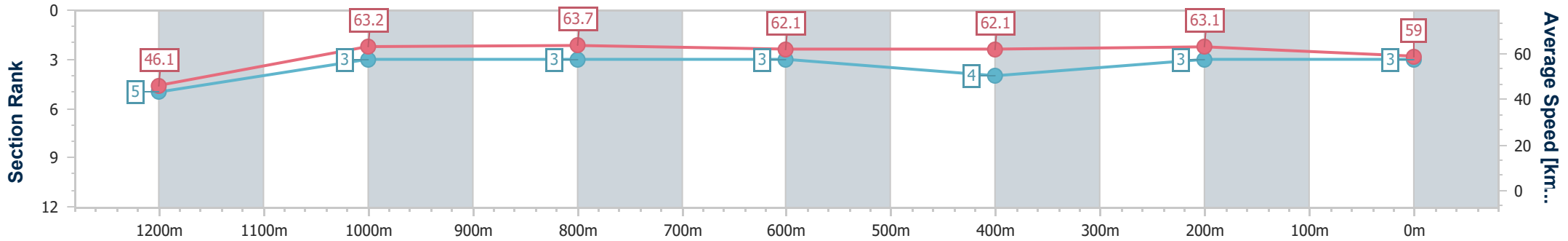
16 October 2024 - 14:34

Track Rating: Soft 6, Weather: Overcast, Rail Position: +10.5m Entire



BRISBANE RACING CLUB

Section	Overall	1200m	1000m	800m	600m	400m	200m
Section Times	1:21.00 [3] (0:11.73)	1:09.27 [5] (0:11.37)	0:57.90 [3] (0:11.29)	0:46.61 [3] (0:11.50)	0:35.11 [3] (0:11.55)	0:23.56 [4] (0:11.37)	0:12.19 [3] (0:12.19)
Average Speed [km/h]	46.1	63.2	63.7	62.1	62.1	63.1	59.0
Top Speed [km/h]	61.6	64.7	64.6	62.9	62.7	64.2	61.6
Avg. Dist. to Rail [m]	3.6	1.0	0.6	1.3	1.1	1.0	0.3
Avg. Stride Freq. [Hz]	2.4	2.4	2.4	2.4	2.4	2.5	2.4
Avg. Stride Length [m]	6.1	7.4	7.4	7.2	7.2	7.2	6.8



- [] Ranking at each section and finish
- .-.- No data available at this section
- NA No data available



Horse/Jockey Name	Glebe
Final Rank	4
Fastest Section Time (Section)	0:11.26 (400m)
Top Speed [km/h] (Section)	65.0 (1200m)
Race State	Finished



Doomben QLD Professional

Race 4: Steamatic Fillies and Mares Class 1 Handicap - 1350m

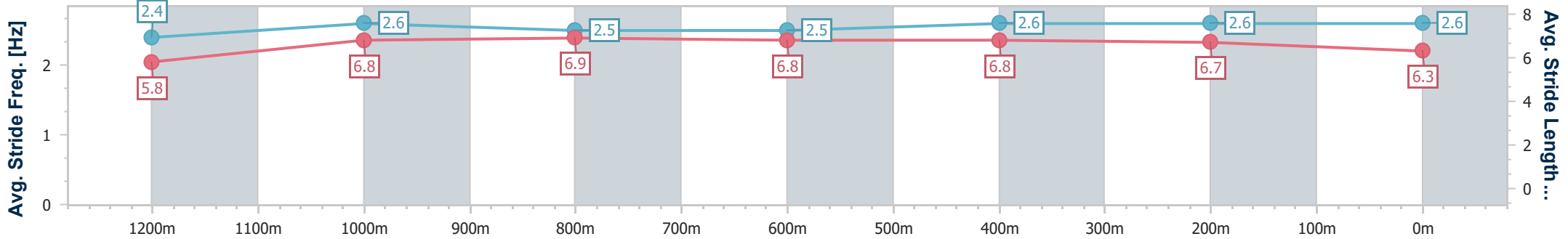
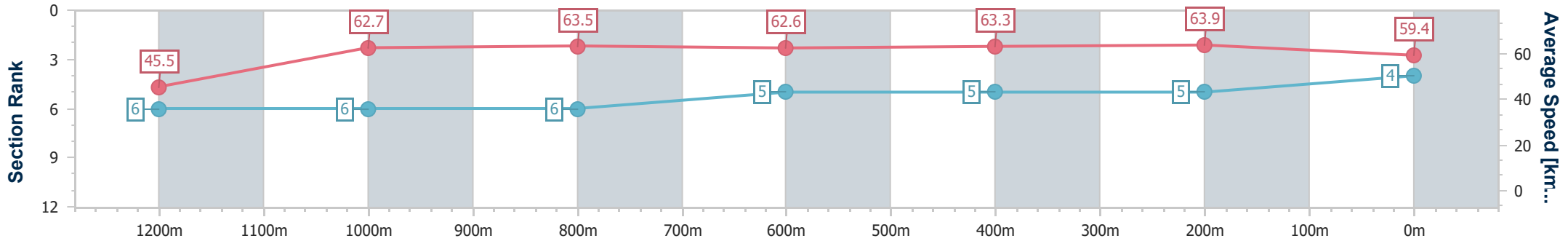
16 October 2024 - 14:34

Track Rating: Soft 6, Weather: Overcast, Rail Position: +10.5m Entire



BRISBANE RACING CLUB

Section	Overall	1200m	1000m	800m	600m	400m	200m
Section Times	1:21.08 [4] (0:11.83)	1:09.25 [6] (0:11.52)	0:57.73 [6] (0:11.39)	0:46.34 [6] (0:11.49)	0:34.85 [5] (0:11.46)	0:23.39 [5] (0:11.26)	0:12.13 [5] (0:12.13)
Average Speed [km/h]	45.5	62.7	63.5	62.6	63.3	63.9	59.4
Top Speed [km/h]	62.1	65.0	64.3	63.5	64.2	64.6	62.4
Avg. Dist. to Rail [m]	3.7	1.8	1.2	0.7	0.6	1.8	3.8
Avg. Stride Freq. [Hz]	2.4	2.6	2.5	2.5	2.6	2.6	2.6
Avg. Stride Length [m]	5.8	6.8	6.9	6.8	6.8	6.7	6.3



- [] Ranking at each section and finish
- .-.- No data available at this section
- NA No data available



Horse/Jockey Name	Hello In There
Final Rank	5
Fastest Section Time (Section)	0:11.39 (600m)
Top Speed [km/h] (Section)	63.9 (1000m)
Race State	Finished



Doomben QLD Professional

Race 4: Steamatic Fillies and Mares Class 1 Handicap - 1350m

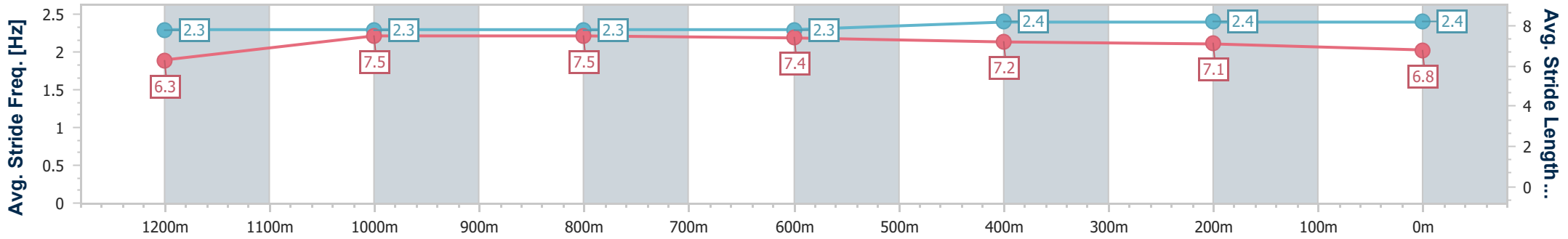
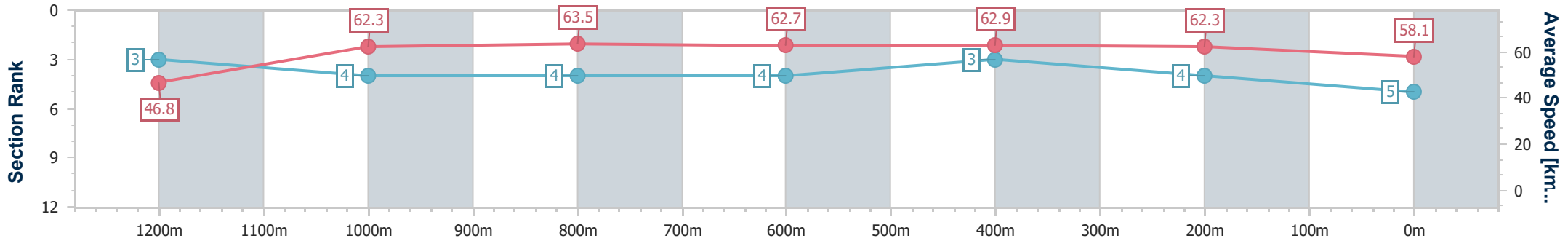
16 October 2024 - 14:34

Track Rating: Soft 6, Weather: Overcast, Rail Position: +10.5m Entire



BRISBANE RACING CLUB

Section	Overall	1200m	1000m	800m	600m	400m	200m
Section Times	1:21.31 [5] (0:11.59)	1:09.72 [3] (0:11.52)	0:58.20 [4] (0:11.42)	0:46.78 [4] (0:11.48)	0:35.30 [4] (0:11.39)	0:23.91 [3] (0:11.49)	0:12.42 [4] (0:12.42)
Average Speed [km/h]	46.8	62.3	63.5	62.7	62.9	62.3	58.1
Top Speed [km/h]	61.8	63.5	63.9	63.5	63.5	63.5	60.7
Avg. Dist. to Rail [m]	5.0	2.2	1.8	0.6	1.0	0.9	1.1
Avg. Stride Freq. [Hz]	2.3	2.3	2.3	2.3	2.4	2.4	2.4
Avg. Stride Length [m]	6.3	7.5	7.5	7.4	7.2	7.1	6.8



- [] Ranking at each section and finish
- .-.- No data available at this section
- NA No data available



Horse/Jockey Name	Jungle Law
Final Rank	6
Fastest Section Time (Section)	0:11.25 (1200m)
Top Speed [km/h] (Section)	65.1 (1200m)
Race State	Finished



Doomben QLD Professional

Race 4: Steamatic Fillies and Mares Class 1 Handicap - 1350m

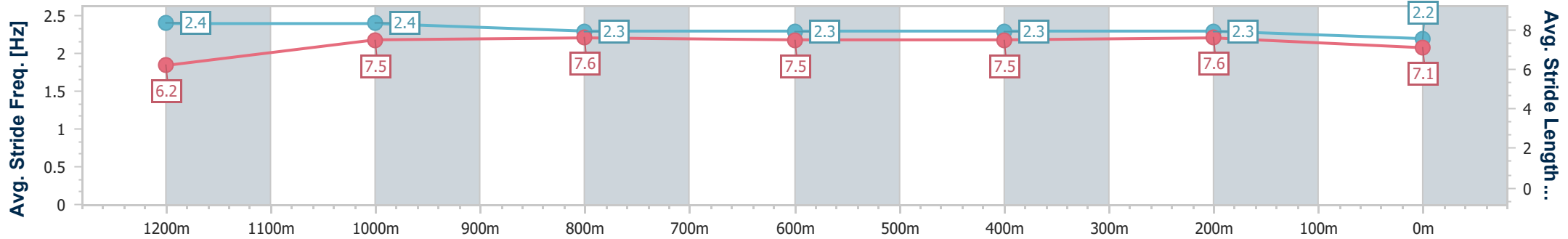
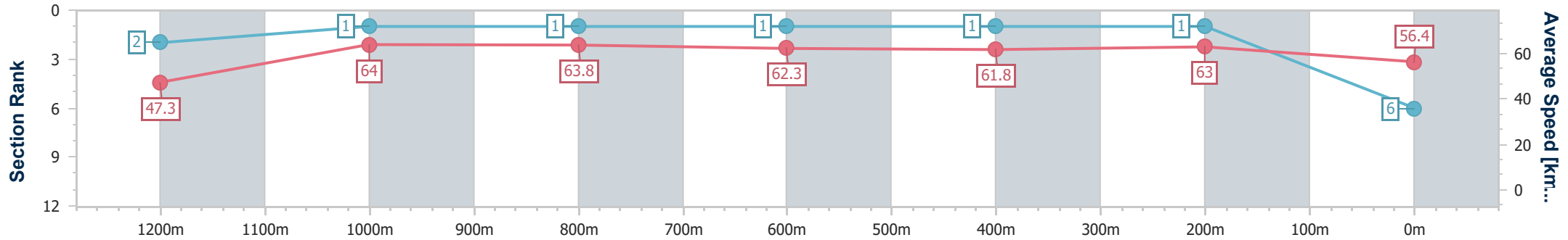
16 October 2024 - 14:34

Track Rating: Soft 6, Weather: Overcast, Rail Position: +10.5m Entire



BRISBANE RACING CLUB

Section	Overall	1200m	1000m	800m	600m	400m	200m
Section Times	1:21.36 [6] (0:11.45)	1:09.91 [2] (0:11.25)	0:58.66 [1] (0:11.34)	0:47.32 [1] (0:11.62)	0:35.70 [1] (0:11.60)	0:24.10 [1] (0:11.35)	0:12.75 [1] (0:12.75)
Average Speed [km/h]	47.3	64.0	63.8	62.3	61.8	63.0	56.4
Top Speed [km/h]	64.2	65.1	64.5	63.7	62.6	64.0	61.7
Avg. Dist. to Rail [m]	6.4	1.5	1.3	1.4	1.2	2.5	1.9
Avg. Stride Freq. [Hz]	2.4	2.4	2.3	2.3	2.3	2.3	2.2
Avg. Stride Length [m]	6.2	7.5	7.6	7.5	7.5	7.6	7.1



- [] Ranking at each section and finish
- .-.- No data available at this section
- NA No data available



Horse/Jockey Name	Silver Goddess
Final Rank	7
Fastest Section Time (Section)	0:11.40 (400m)
Top Speed [km/h] (Section)	65.0 (1200m)
Race State	Finished



Doomben QLD Professional

Race 4: Steamatic Fillies and Mares Class 1 Handicap - 1350m

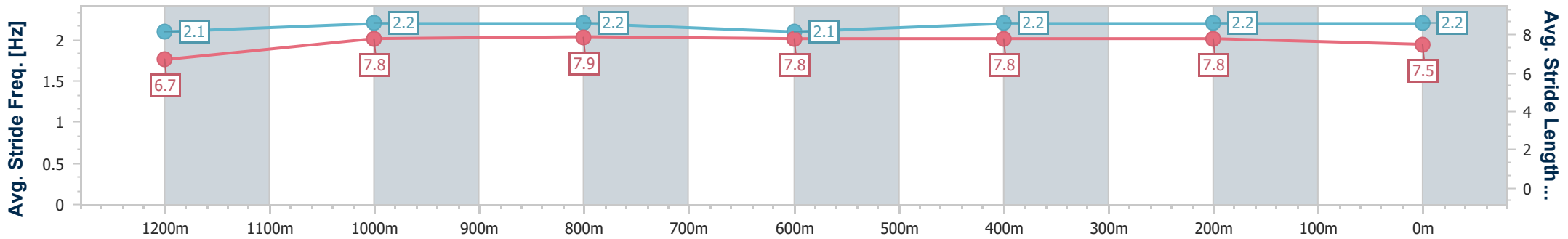
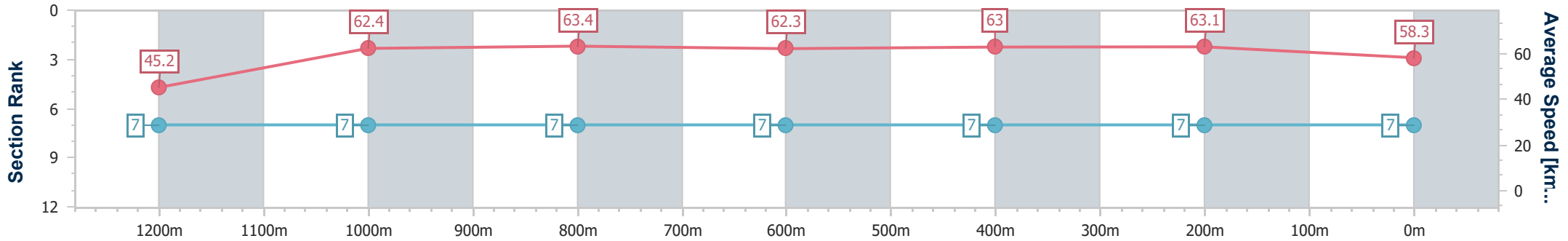
16 October 2024 - 14:34

Track Rating: Soft 6, Weather: Overcast, Rail Position: +10.5m Entire



BRISBANE RACING CLUB

Section	Overall	1200m	1000m	800m	600m	400m	200m
Section Times	1:21.66 [7] (0:12.03)	1:09.63 [7] (0:11.50)	0:58.13 [7] (0:11.41)	0:46.72 [7] (0:11.55)	0:35.17 [7] (0:11.45)	0:23.72 [7] (0:11.40)	0:12.32 [7] (0:12.32)
Average Speed [km/h]	45.2	62.4	63.4	62.3	63.0	63.1	58.3
Top Speed [km/h]	64.6	65.0	64.6	63.3	63.6	63.7	62.7
Avg. Dist. to Rail [m]	4.4	1.4	1.3	0.5	0.2	1.3	1.5
Avg. Stride Freq. [Hz]	2.1	2.2	2.2	2.1	2.2	2.2	2.2
Avg. Stride Length [m]	6.7	7.8	7.9	7.8	7.8	7.8	7.5



- [] Ranking at each section and finish
- .-.- No data available at this section
- NA No data available



Horse/Jockey Name	Ivy Dextress
Final Rank	2147483647
Fastest Section Time (Section)	0:00.00 (Overall)
Top Speed [km/h] (Section)	--
Race State	DidNotFinish



Doomben QLD Professional

Race 4: Steamatic Fillies and Mares Class 1 Handicap - 1350m

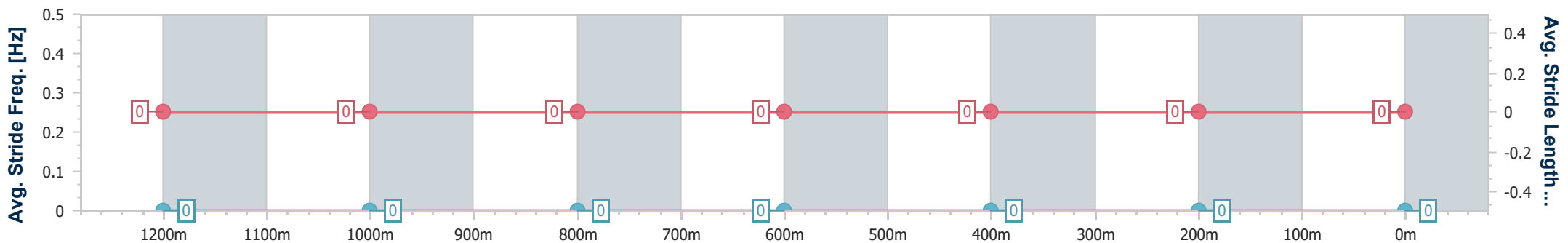
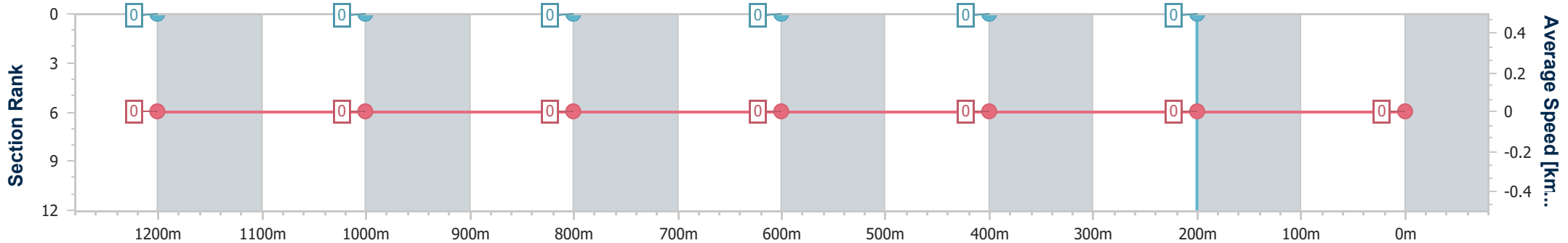
16 October 2024 - 14:34

Track Rating: Soft 6, Weather: Overcast, Rail Position: +10.5m Entire



BRISBANE RACING CLUB

Section	Overall	1200m	1000m	800m	600m	400m	200m							
Section Times	----	----	----	----	----	----	----							
Average Speed [km/h]	0.0	0.0	0.0	0.0	0.0	0.0	0.0							
Top Speed [km/h]	--	--	--	--	--	--	--							
Avg. Dist. to Rail [m]	0.0	0.0	0.0	0.0	0.0	0.0	0.0							
Avg. Stride Freq. [Hz]	--	--	--	--	--	--	--							
Avg. Stride Length [m]	--	--	--	--	--	--	--							



- [] Ranking at each section and finish
- No data available at this section
- NA No data available



Doomben QLD Professional

Race 5: Johns Lyng Group Maiden Plate - 1110m

16 October 2024 - 15:08



BRISBANE
RACING CLUB

Track Rating: Soft 6, Weather: Overcast, Rail Position: +10.5m Entire

Section		Field Times											Last 600m	
		Overall	1000m	800m	600m	400m	200m						0:00.00	
		(0:08.63)	(0:10.76)	(0:11.33)	(0:11.40)	(0:11.15)	(0:11.69)							
Rank	TAB Horse/Jockey	Barrier	Top Speed [km/h]	Fastest Section					Margin	Margin	Distance Travelled [m]			
1	20 KING POTTER Jag Guthmann-Chester	3	67.7	0:08.63	1:04.96 [1]	0:56.33 [1]	0:45.57 [1]	0:34.24 [1]	0:22.84 [1]	0:11.69 [1]	1:04.96	0:34.24		
			1000m	Overall	(0:08.63)	(0:10.76)	(0:11.33)	(0:11.40)	(0:11.15)	(0:11.69)				
2	4 DIBBA DOBBA Ron Stewart	5	66.8	0:08.73	1:05.96 [2]	0:57.23 [2]	0:46.22 [2]	0:34.95 [2]	0:23.51 [3]	0:12.23 [3]	5.87L	0:34.95	+6	
			1000m	Overall	(0:08.73)	(0:11.01)	(0:11.27)	(0:11.44)	(0:11.28)	(0:12.23)				
3	17 LUCKY LENI Jake Bayliss	1	68.1	0:08.95	1:06.00 [3]	0:57.05 [5]	0:46.20 [4]	0:34.91 [4]	0:23.42 [4]	0:12.19 [4]	6.09L	0:34.91	+1	
			1000m	Overall	(0:08.95)	(0:10.85)	(0:11.29)	(0:11.49)	(0:11.23)	(0:12.19)				
4	6 ROSEBERY TERRACE Matthew Gray	2	Data was not able to be tracked for this horse		----	----	----	----	----	----	6.58L	----	----	
5	1 BUNDELLA James Orman	4	67.9	0:08.82	1:06.21 [5]	0:57.39 [3]	0:46.47 [3]	0:35.13 [3]	0:23.81 [2]	0:12.54 [2]	7.31L	0:35.13	+1	
			1000m	Overall	(0:08.82)	(0:10.92)	(0:11.34)	(0:11.32)	(0:11.27)	(0:12.54)				
6	16 WHEEPER Cody Collis	7	67.6	0:09.03	1:06.33 [6]	0:57.30 [7]	0:46.25 [5]	0:34.93 [5]	0:23.44 [5]	0:12.02 [6]	8.05L	0:34.93	+3	
			1000m	Overall	(0:09.03)	(0:11.05)	(0:11.32)	(0:11.49)	(0:11.42)	(0:12.02)				
7	7 CANTANKEROUS Kyle Wilson-Taylor	8	68.4	0:09.15	1:06.34 [7]	0:57.19 [8]	0:45.72 [8]	0:34.10 [8]	0:22.45 [8]	0:11.13 [8]	8.1L	0:34.10	+12	
			200m	Overall	(0:09.15)	(0:11.47)	(0:11.62)	(0:11.65)	(0:11.32)	(0:11.13)				
8	13 VALABING Nozi Tomizawa	6	66.2	0:09.01	1:06.35 [8]	0:57.34 [6]	0:46.18 [6]	0:34.86 [6]	0:23.41 [6]	0:12.22 [5]	8.16L	0:34.86	+1	
			1000m	Overall	(0:09.01)	(0:11.16)	(0:11.32)	(0:11.45)	(0:11.19)	(0:12.22)				
9	10 RUM RUNNER Andrew Mallyon	9	65.6	0:08.94	1:07.03 [9]	0:58.09 [4]	0:46.79 [7]	0:35.41 [7]	0:23.93 [7]	0:12.57 [7]	12.16L	0:35.41	+8	
			1000m	Overall	(0:08.94)	(0:11.30)	(0:11.38)	(0:11.48)	(0:11.36)	(0:12.57)				

Scratched: Towers Hill (#19), Paper Doll (#5), Rustic Tzar (#18), Deputize (#14), Siglo De Oro (#2), Power Of Success (#9), Shipping Lane (#11), Begorra (#3), Cubans Crown (#12), French Empire (#8), Irama (

[] Ranking at each section and finish
 ---- No data available at this section
 NA No data available

SCN Saddle cloth number
 DNF Did not finish
 DNT Did not track



Horse/Jockey Name	King Potter
Final Rank	1
Fastest Section Time (Section)	0:08.63 (Overall)
Top Speed [km/h] (Section)	67.7 (1000m)
Race State	Finished



Doomben QLD Professional

Race 5: Johns Lyng Group Maiden Plate - 1110m

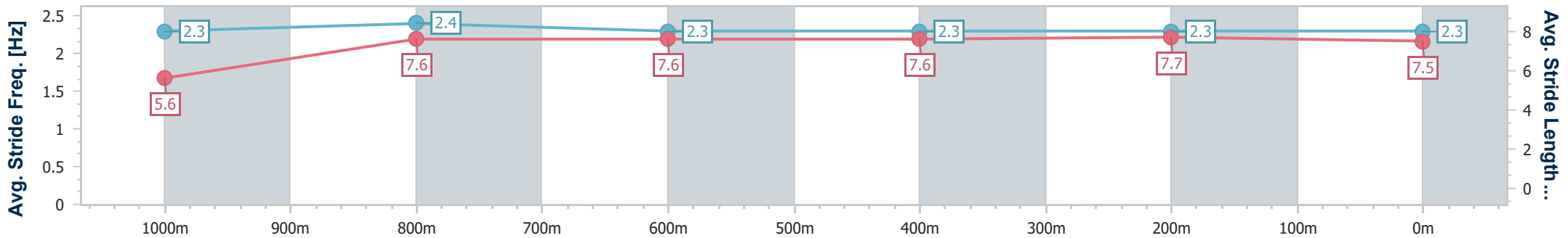
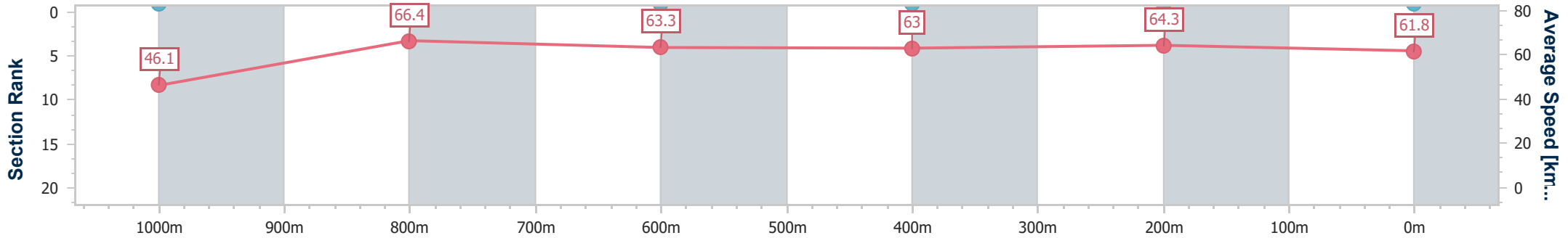
16 October 2024 - 15:08

Track Rating: Soft 6, Weather: Overcast, Rail Position: +10.5m Entire



BRISBANE RACING CLUB

Section	Overall	1000m	800m	600m	400m	200m
Section Times	1:04.96 [1] (0:08.63)	0:56.33 [1] (0:10.76)	0:45.57 [1] (0:11.33)	0:34.24 [1] (0:11.40)	0:22.84 [1] (0:11.15)	0:11.69 [1] (0:11.69)
Average Speed [km/h]	46.1	66.4	63.3	63.0	64.3	61.8
Top Speed [km/h]	65.6	67.7	65.1	63.6	66.8	65.7
Avg. Dist. to Rail [m]	1.7	1.9	1.1	0.5	1.3	1.1
Avg. Stride Freq. [Hz]	2.3	2.4	2.3	2.3	2.3	2.3
Avg. Stride Length [m]	5.6	7.6	7.6	7.6	7.7	7.5



- [] Ranking at each section and finish
- :-:- No data available at this section
- NA No data available



Horse/Jockey Name	Dibba Dobba
Final Rank	2
Fastest Section Time (Section)	0:08.73 (Overall)
Top Speed [km/h] (Section)	66.8 (1000m)
Race State	Finished



Doomben QLD Professional

Race 5: Johns Lyng Group Maiden Plate - 1110m

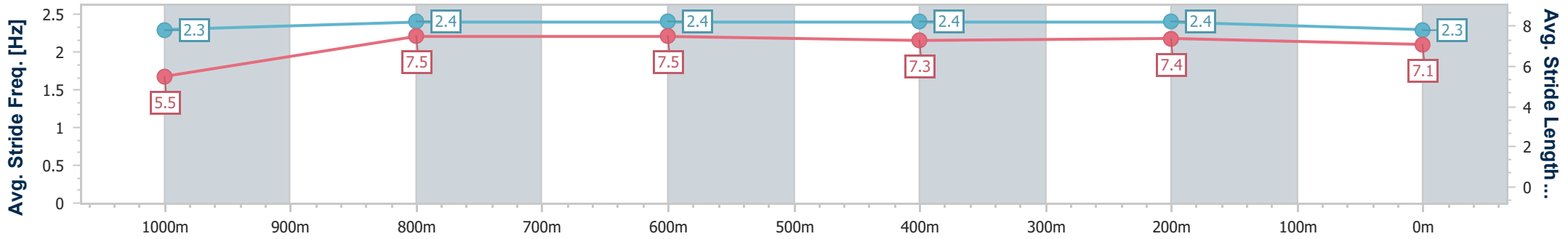
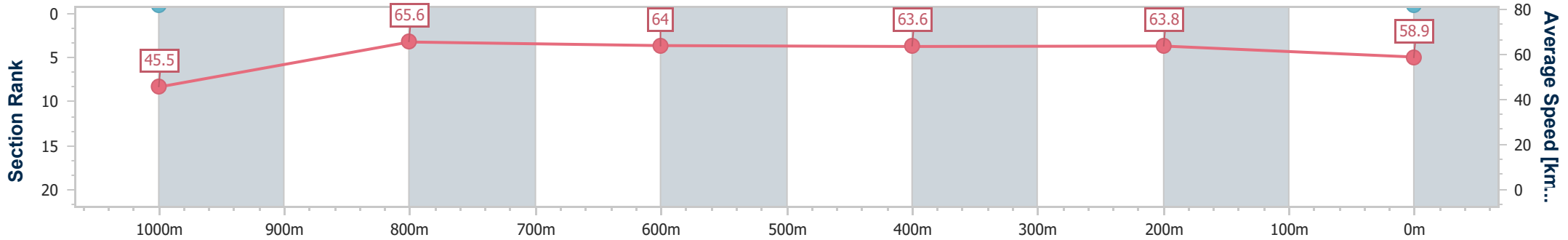
16 October 2024 - 15:08

Track Rating: Soft 6, Weather: Overcast, Rail Position: +10.5m Entire



BRISBANE RACING CLUB

Section	Overall	1000m	800m	600m	400m	200m
Section Times	1:05.96 [2] (0:08.73)	0:57.23 [2] (0:11.01)	0:46.22 [2] (0:11.27)	0:34.95 [2] (0:11.44)	0:23.51 [3] (0:11.28)	0:12.23 [3] (0:12.23)
Average Speed [km/h]	45.5	65.6	64.0	63.6	63.8	58.9
Top Speed [km/h]	65.7	66.8	66.1	65.1	65.5	62.4
Avg. Dist. to Rail [m]	4.1	1.4	0.9	1.8	2.3	2.5
Avg. Stride Freq. [Hz]	2.3	2.4	2.4	2.4	2.4	2.3
Avg. Stride Length [m]	5.5	7.5	7.5	7.3	7.4	7.1



- [] Ranking at each section and finish
- .-.- No data available at this section
- NA No data available



Horse/Jockey Name	Lucky Leni
Final Rank	3
Fastest Section Time (Section)	0:08.95 (Overall)
Top Speed [km/h] (Section)	68.1 (1000m)
Race State	Finished



Doomben QLD Professional

Race 5: Johns Lyng Group Maiden Plate - 1110m

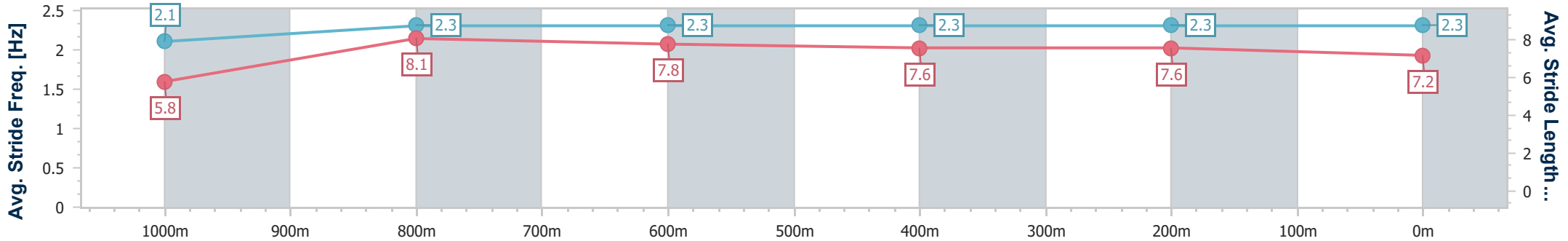
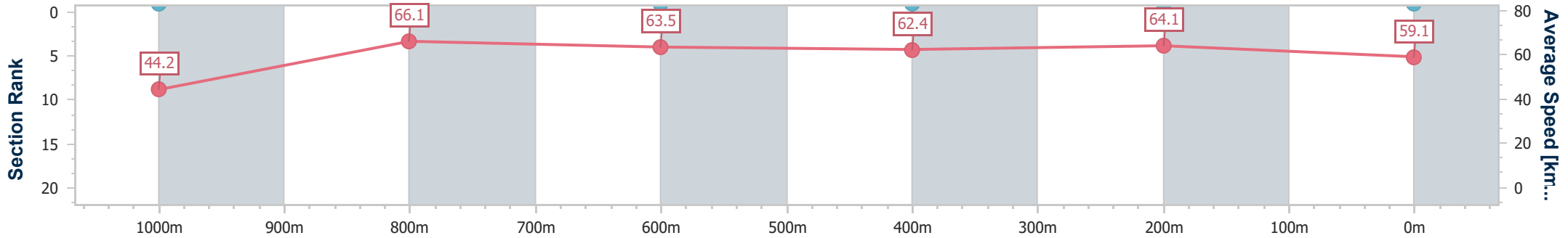
16 October 2024 - 15:08

Track Rating: Soft 6, Weather: Overcast, Rail Position: +10.5m Entire



BRISBANE RACING CLUB

Section	Overall	1000m	800m	600m	400m	200m
Section Times	1:06.00 [3] (0:08.95)	0:57.05 [5] (0:10.85)	0:46.20 [4] (0:11.29)	0:34.91 [4] (0:11.49)	0:23.42 [4] (0:11.23)	0:12.19 [4] (0:12.19)
Average Speed [km/h]	44.2	66.1	63.5	62.4	64.1	59.1
Top Speed [km/h]	65.6	68.1	65.8	63.3	65.9	63.2
Avg. Dist. to Rail [m]	0.8	1.4	0.8	0.2	0.8	2.4
Avg. Stride Freq. [Hz]	2.1	2.3	2.3	2.3	2.3	2.3
Avg. Stride Length [m]	5.8	8.1	7.8	7.6	7.6	7.2



- [] Ranking at each section and finish
- .-.- No data available at this section
- NA No data available



Horse/Jockey Name	Bundella
Final Rank	5
Fastest Section Time (Section)	0:08.82 (Overall)
Top Speed [km/h] (Section)	67.9 (1000m)
Race State	Finished



Doomben QLD Professional

Race 5: Johns Lyng Group Maiden Plate - 1110m

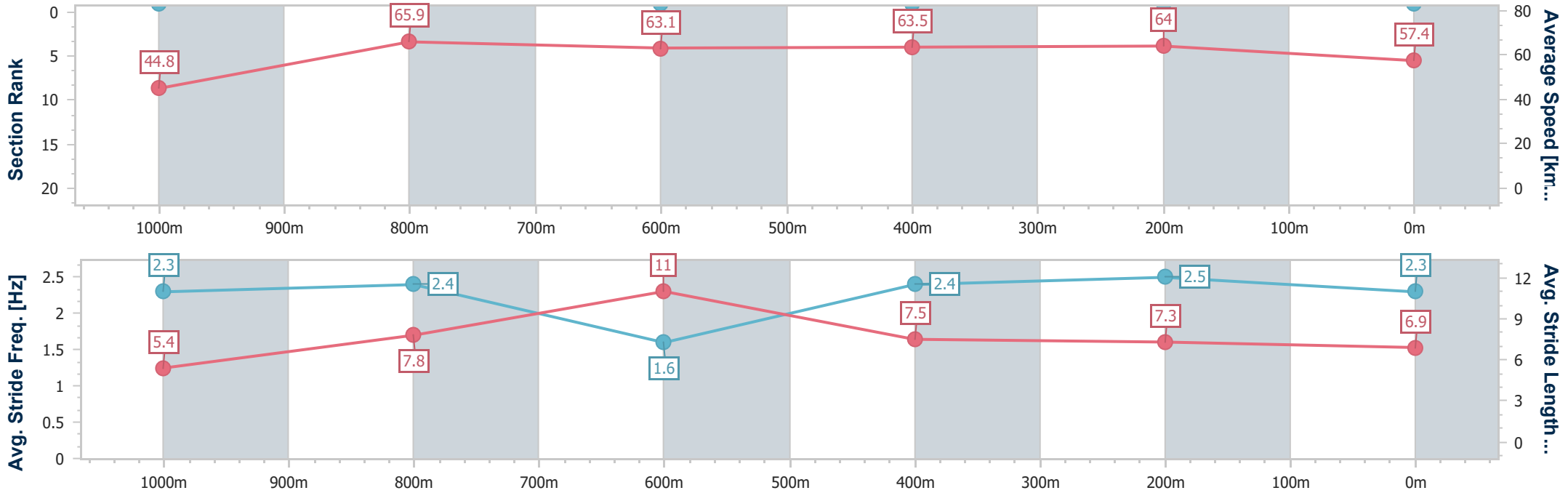
16 October 2024 - 15:08

Track Rating: Soft 6, Weather: Overcast, Rail Position: +10.5m Entire



BRISBANE RACING CLUB

Section	Overall	1000m	800m	600m	400m	200m
Section Times	1:06.21 [5] (0:08.82)	0:57.39 [3] (0:10.92)	0:46.47 [3] (0:11.34)	0:35.13 [3] (0:11.32)	0:23.81 [2] (0:11.27)	0:12.54 [2] (0:12.54)
Average Speed [km/h]	44.8	65.9	63.1	63.5	64.0	57.4
Top Speed [km/h]	64.9	67.9	65.5	66.2	66.2	60.8
Avg. Dist. to Rail [m]	3.3	1.0	0.6	0.4	1.8	3.7
Avg. Stride Freq. [Hz]	2.3	2.4	1.6	2.4	2.5	2.3
Avg. Stride Length [m]	5.4	7.8	11.0	7.5	7.3	6.9



- [] Ranking at each section and finish
- .-.- No data available at this section
- NA No data available



Horse/Jockey Name	Wheeper
Final Rank	6
Fastest Section Time (Section)	0:09.03 (Overall)
Top Speed [km/h] (Section)	67.6 (1000m)
Race State	Finished



Doomben QLD Professional

Race 5: Johns Lyng Group Maiden Plate - 1110m

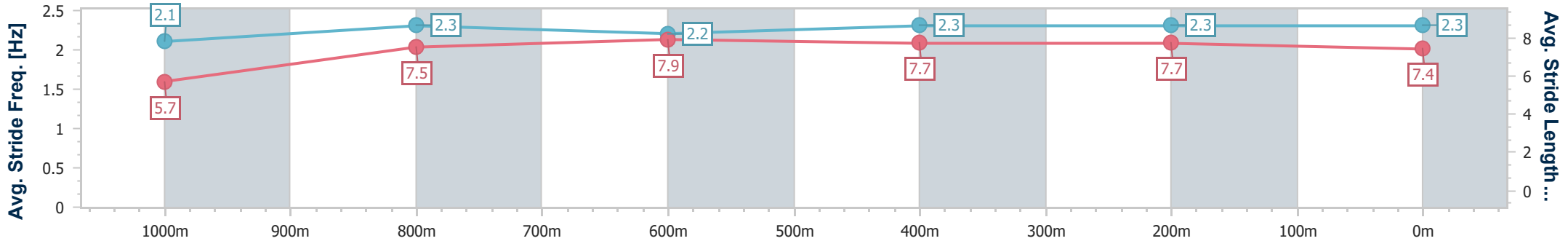
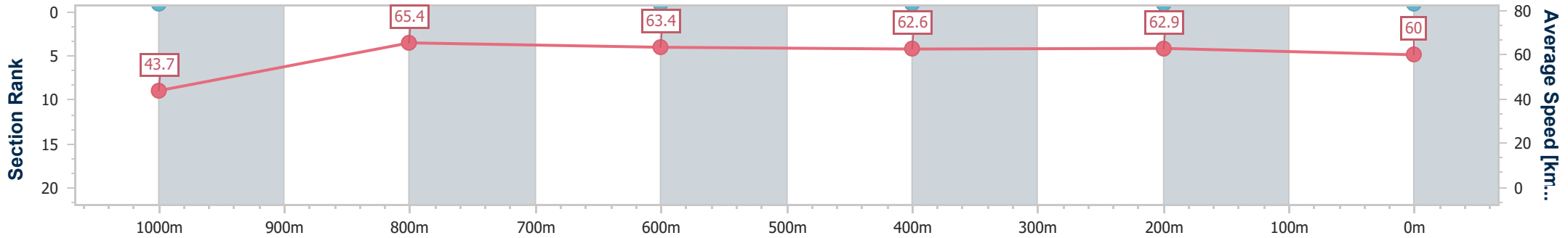
16 October 2024 - 15:08

Track Rating: Soft 6, Weather: Overcast, Rail Position: +10.5m Entire



BRISBANE RACING CLUB

Section	Overall	1000m	800m	600m	400m	200m
Section Times	1:06.33 [6] (0:09.03)	0:57.30 [7] (0:11.05)	0:46.25 [5] (0:11.32)	0:34.93 [5] (0:11.49)	0:23.44 [5] (0:11.42)	0:12.02 [6] (0:12.02)
Average Speed [km/h]	43.7	65.4	63.4	62.6	62.9	60.0
Top Speed [km/h]	64.3	67.6	64.6	63.2	63.7	63.3
Avg. Dist. to Rail [m]	7.0	1.6	0.5	0.3	0.4	1.9
Avg. Stride Freq. [Hz]	2.1	2.3	2.2	2.3	2.3	2.3
Avg. Stride Length [m]	5.7	7.5	7.9	7.7	7.7	7.4



- [] Ranking at each section and finish
- .-.- No data available at this section
- NA No data available



Horse/Jockey Name	Cantankerous
Final Rank	7
Fastest Section Time (Section)	0:09.15 (Overall)
Top Speed [km/h] (Section)	68.4 (200m)
Race State	Finished



Doomben QLD Professional

Race 5: Johns Lyng Group Maiden Plate - 1110m

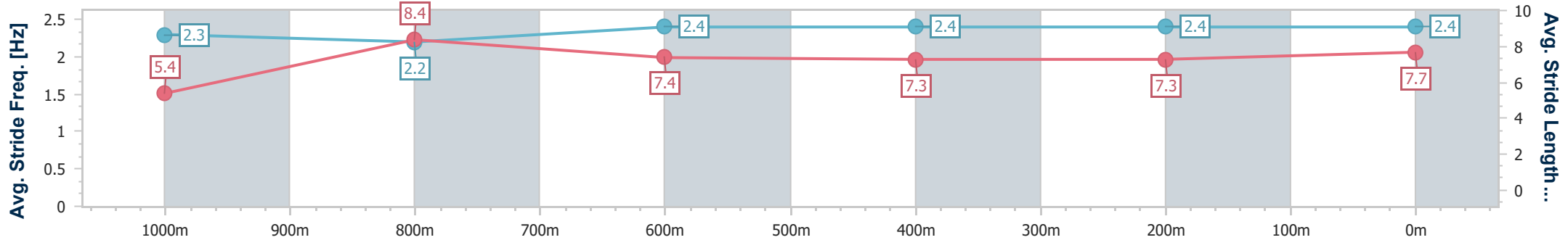
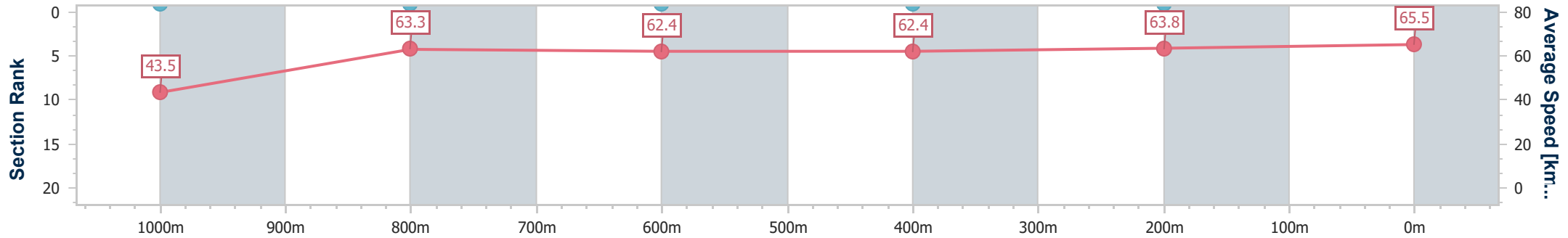
16 October 2024 - 15:08

Track Rating: Soft 6, Weather: Overcast, Rail Position: +10.5m Entire



BRISBANE RACING CLUB

Section	Overall	1000m	800m	600m	400m	200m
Section Times	1:06.34 [7] (0:09.15)	0:57.19 [8] (0:11.47)	0:45.72 [8] (0:11.62)	0:34.10 [8] (0:11.65)	0:22.45 [8] (0:11.32)	0:11.13 [8] (0:11.13)
Average Speed [km/h]	43.5	63.3	62.4	62.4	63.8	65.5
Top Speed [km/h]	63.5	66.1	64.7	64.7	64.3	68.4
Avg. Dist. to Rail [m]	7.8	3.6	1.6	1.6	3.5	5.6
Avg. Stride Freq. [Hz]	2.3	2.2	2.4	2.4	2.4	2.4
Avg. Stride Length [m]	5.4	8.4	7.4	7.3	7.3	7.7



- [] Ranking at each section and finish
- .-.- No data available at this section
- NA No data available



Horse/Jockey Name	Valabing
Final Rank	8
Fastest Section Time (Section)	0:09.01 (Overall)
Top Speed [km/h] (Section)	66.2 (1000m)
Race State	Finished



Doomben QLD Professional

Race 5: Johns Lyng Group Maiden Plate - 1110m

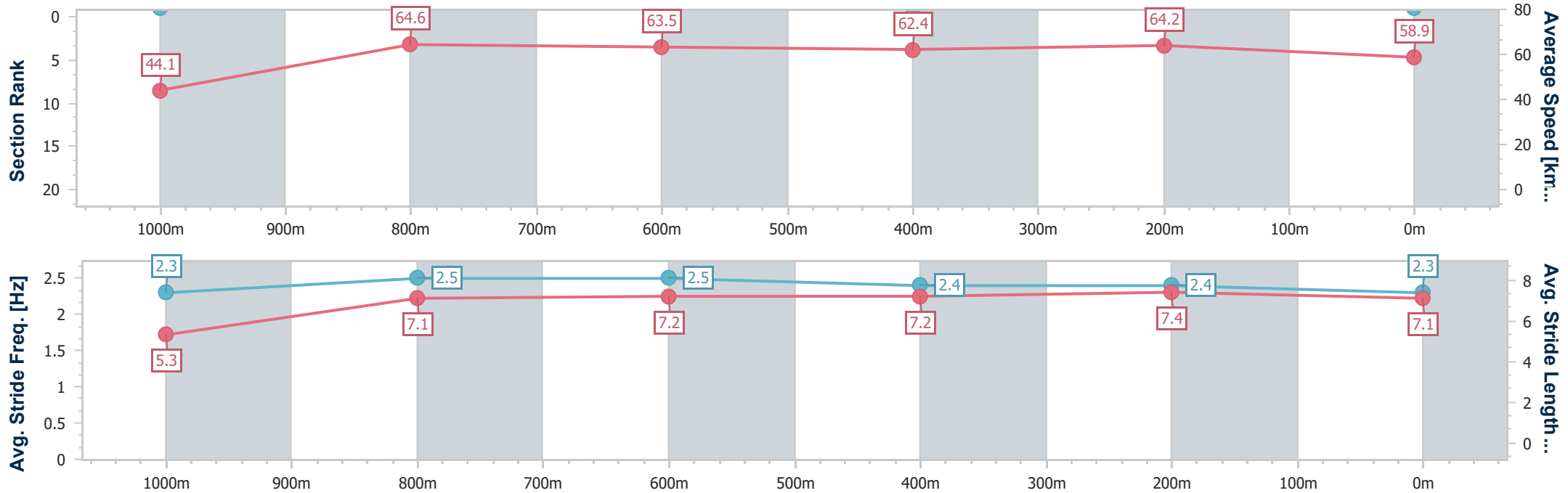
16 October 2024 - 15:08

Track Rating: Soft 6, Weather: Overcast, Rail Position: +10.5m Entire



BRISBANE RACING CLUB

Section	Overall	1000m	800m	600m	400m	200m
Section Times	1:06.35 [8] (0:09.01)	0:57.34 [6] (0:11.16)	0:46.18 [6] (0:11.32)	0:34.86 [6] (0:11.45)	0:23.41 [6] (0:11.19)	0:12.22 [5] (0:12.22)
Average Speed [km/h]	44.1	64.6	63.5	62.4	64.2	58.9
Top Speed [km/h]	63.1	66.2	65.4	63.5	65.7	63.6
Avg. Dist. to Rail [m]	6.0	1.2	0.8	1.0	1.1	0.4
Avg. Stride Freq. [Hz]	2.3	2.5	2.5	2.4	2.4	2.3
Avg. Stride Length [m]	5.3	7.1	7.2	7.2	7.4	7.1



- [] Ranking at each section and finish
- .-.- No data available at this section
- NA No data available



Horse/Jockey Name	Rum Runner
Final Rank	9
Fastest Section Time (Section)	0:08.94 (Overall)
Top Speed [km/h] (Section)	65.6 (1000m)
Race State	Finished



Doomben QLD Professional

Race 5: Johns Lyng Group Maiden Plate - 1110m

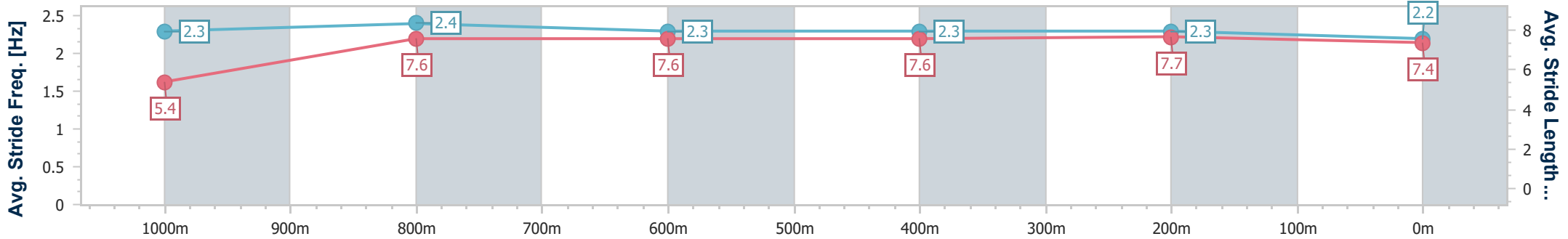
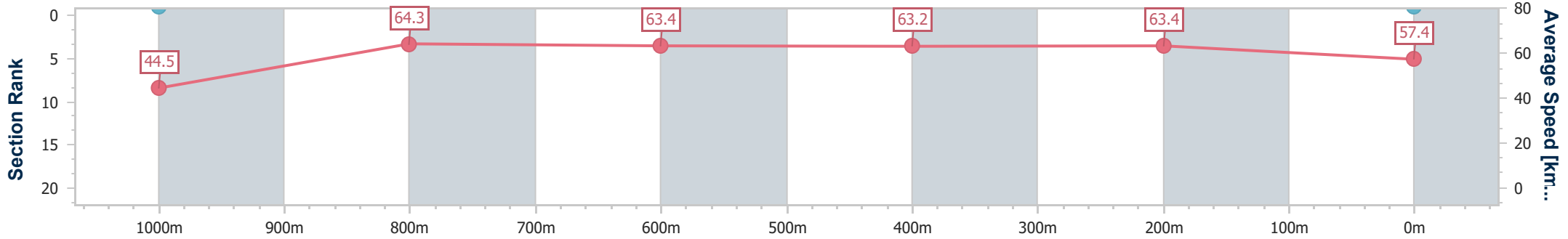
16 October 2024 - 15:08

Track Rating: Soft 6, Weather: Overcast, Rail Position: +10.5m Entire



BRISBANE RACING CLUB

Section	Overall	1000m	800m	600m	400m	200m
Section Times	1:07.03 [9] (0:08.94)	0:58.09 [4] (0:11.30)	0:46.79 [7] (0:11.38)	0:35.41 [7] (0:11.48)	0:23.93 [7] (0:11.36)	0:12.57 [7] (0:12.57)
Average Speed [km/h]	44.5	64.3	63.4	63.2	63.4	57.4
Top Speed [km/h]	64.2	65.6	64.5	63.9	64.2	61.8
Avg. Dist. to Rail [m]	9.0	3.8	0.8	1.1	2.0	3.8
Avg. Stride Freq. [Hz]	2.3	2.4	2.3	2.3	2.3	2.2
Avg. Stride Length [m]	5.4	7.6	7.6	7.6	7.7	7.4



- [] Ranking at each section and finish
- .-.- No data available at this section
- NA No data available



Horse/Jockey Name	Rosebery Terrace
Final Rank	4
Fastest Section Time (Section)	-:--:--
Top Speed [km/h] (Section)	--.-
Race State	DidNotTrack



Doomben QLD Professional

Race 5: Johns Lyng Group Maiden Plate - 1110m

16 October 2024 - 15:08

Track Rating: Soft 6, Weather: Overcast, Rail Position: +10.5m Entire



BRISBANE RACING CLUB

Section	Overall	1000m	800m	600m	400m	200m								
Section Times	-:--:--	-:--:--	-:--:--	-:--:--	-:--:--	-:--:--								
Average Speed [km/h]	--.-	--.-	--.-	--.-	--.-	--.-								
Top Speed [km/h]	--.-	--.-	--.-	--.-	--.-	--.-								
Avg. Dist. to Rail [m]	--	--	--	--	--	--								
Avg. Stride Freq. [Hz]	--.-	--.-	--.-	--.-	--.-	--.-								
Avg. Stride Length [m]	--.-	--.-	--.-	--.-	--.-	--.-								

- [] Ranking at each section and finish
- :--:-- No data available at this section
- NA No data available



Doomben QLD Professional

Race 6: ARC Projects BM78 Handicap - 1200m

16 October 2024 - 15:45



BRISBANE
RACING CLUB

Track Rating: Soft 5, Weather: Overcast, Rail Position: +10.5m Entire

Section		Overall										Last 600m	
Field Times		1:10.75										0:34.34	
		(0:13.70)											
		1000m											
		0:57.05											
		(0:11.18)											
		800m											
		0:45.87											
		(0:11.53)											
		600m											
		0:34.34											
		(0:11.56)											
		400m											
		0:22.78											
		(0:11.00)											
		200m											
		0:11.78											
		(0:11.78)											
Rank	TAB	Horse/Jockey	Barrier	Top Speed [km/h]	Fastest Section	Overall	1000m	800m	600m	400m	200m	Margin	Distance Travelled [m]
1	4	I AM ARTIE James Orman	5	68.7 600m	0:11.00 400m	1:10.75 [1] (0:13.88)	0:56.87 [2] (0:11.15)	0:45.72 [2] (0:11.50)	0:34.22 [2] (0:11.44)	0:22.78 [1] (0:11.00)	0:11.78 [1] (0:11.78)	1:10.75 0:34.22	
2	3	RAINBOW CONNECTION Andrew Mallyon	3	66.2 400m	0:11.06 400m	1:10.94 [2] (0:13.96)	0:56.98 [3] (0:11.21)	0:45.77 [3] (0:11.49)	0:34.28 [4] (0:11.44)	0:22.84 [4] (0:11.06)	0:11.78 [2] (0:11.78)	1.12L 0:34.28	-1
3	2	AZZAREACH Noel Callow	4	67.0 1000m	0:11.18 1000m	1:11.04 [3] (0:13.70)	0:57.34 [1] (0:11.18)	0:46.16 [1] (0:11.53)	0:34.63 [1] (0:11.58)	0:23.05 [2] (0:11.18)	0:11.87 [3] (0:11.87)	1.7L 0:34.63	+0
4	1	POCKET FULL Cody Collis	2	66.6 1000m	0:11.04 1000m	1:11.14 [4] (0:14.13)	0:57.01 [4] (0:11.04)	0:45.97 [3] (0:11.36)	0:34.61 [3] (0:11.47)	0:23.14 [3] (0:11.19)	0:11.95 [4] (0:11.95)	2.32L 0:34.61	-6
5	6	ROLL UP Emily Lang	1	66.5 1000m	0:11.10 1000m	1:11.27 [5] (0:14.46)	0:56.81 [7] (0:11.10)	0:45.71 [7] (0:11.30)	0:34.41 [5] (0:11.38)	0:23.03 [5] (0:11.12)	0:11.91 [5] (0:11.91)	3.06L 0:34.41	-6
6	7	HE'S HEAVEN Luke Dempsey	6	67.0 400m	0:11.10 400m	1:11.60 [6] (0:14.25)	0:57.35 [5] (0:11.27)	0:46.08 [6] (0:11.38)	0:34.70 [6] (0:11.43)	0:23.27 [6] (0:11.10)	0:12.17 [6] (0:12.17)	4.97L 0:34.70	+3
7	9	MAYA BAY Kyle Wilson-Taylor	7	67.4 400m	0:11.05 400m	1:11.79 [7] (0:14.26)	0:57.53 [6] (0:11.19)	0:46.34 [5] (0:11.59)	0:34.75 [7] (0:11.56)	0:23.19 [7] (0:11.05)	0:12.14 [7] (0:12.14)	6.12L 0:34.75	+1

Scratched: Dovetail Diva (#8), Treporti (#10), Release The Beans (#5)



Horse/Jockey Name	I Am Artie
Final Rank	1
Fastest Section Time (Section)	0:11.00 (400m)
Top Speed [km/h] (Section)	68.7 (600m)
Race State	Finished



Doomben QLD Professional

Race 6: ARC Projects BM78 Handicap - 1200m

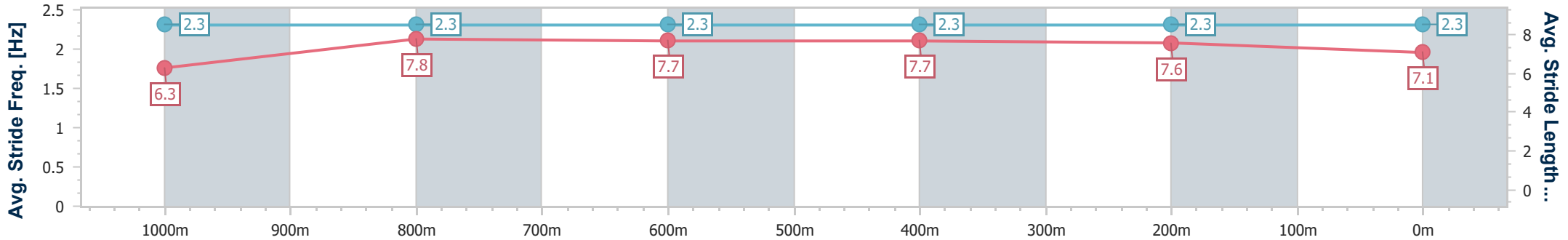
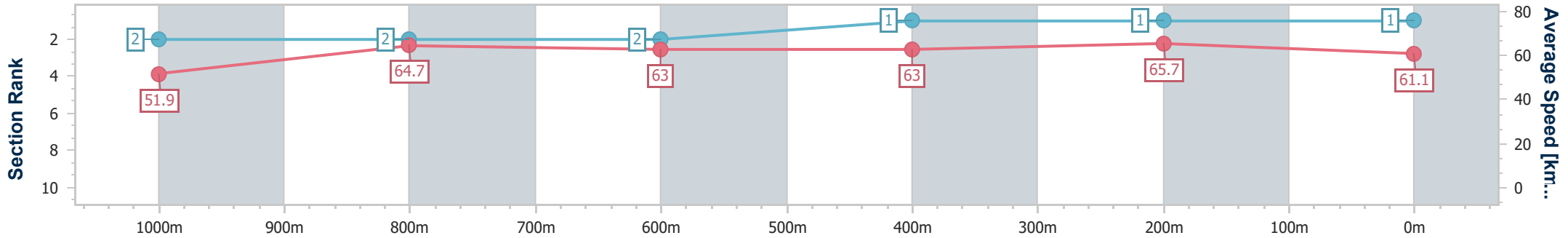
16 October 2024 - 15:45

Track Rating: Soft 5, Weather: Overcast, Rail Position: +10.5m Entire



BRISBANE RACING CLUB

Section	Overall	1000m	800m	600m	400m	200m
Section Times	1:10.75 [1] (0:13.88)	0:56.87 [2] (0:11.15)	0:45.72 [2] (0:11.50)	0:34.22 [2] (0:11.44)	0:22.78 [1] (0:11.00)	0:11.78 [1] (0:11.78)
Average Speed [km/h]	51.9	64.7	63.0	63.0	65.7	61.1
Top Speed [km/h]	66.0	66.0	64.4	68.7	68.2	64.3
Avg. Dist. to Rail [m]	4.6	1.6	0.7	0.6	1.6	1.2
Avg. Stride Freq. [Hz]	2.3	2.3	2.3	2.3	2.3	2.3
Avg. Stride Length [m]	6.3	7.8	7.7	7.7	7.6	7.1



- [] Ranking at each section and finish
- .-.- No data available at this section
- NA No data available



Horse/Jockey Name	Rainbow Connection
Final Rank	2
Fastest Section Time (Section)	0:11.06 (400m)
Top Speed [km/h] (Section)	66.2 (400m)
Race State	Finished



Doomben QLD Professional

Race 6: ARC Projects BM78 Handicap - 1200m

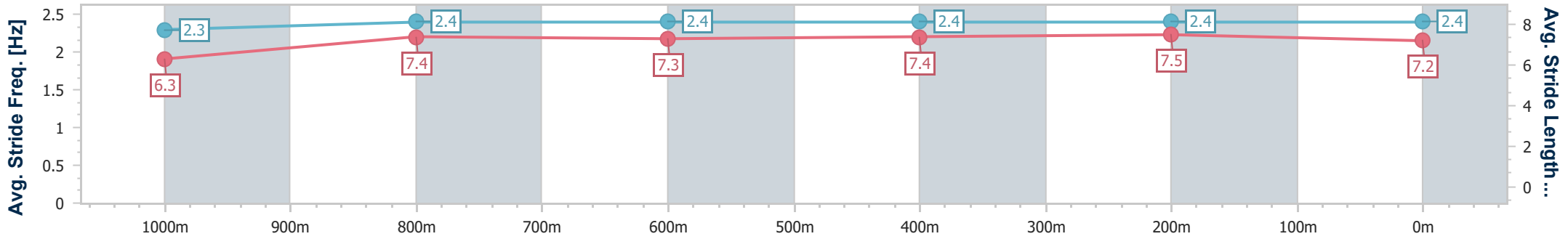
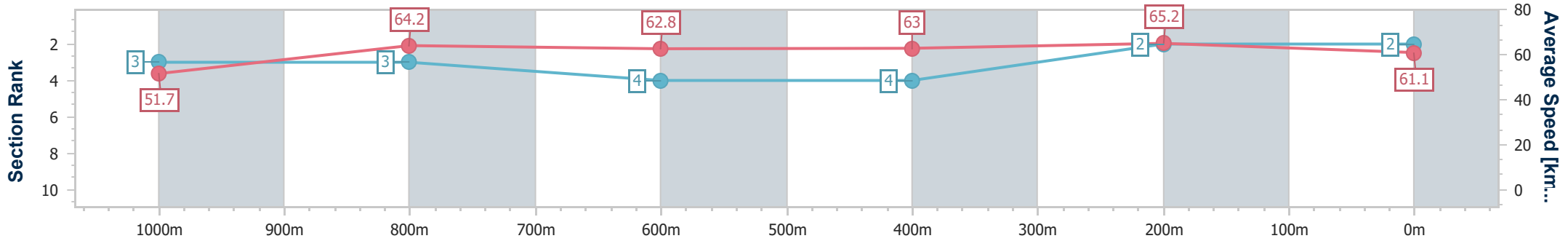
16 October 2024 - 15:45

Track Rating: Soft 5, Weather: Overcast, Rail Position: +10.5m Entire



BRISBANE RACING CLUB

Section	Overall	1000m	800m	600m	400m	200m
Section Times	1:10.94 [2] (0:13.96)	0:56.98 [3] (0:11.21)	0:45.77 [3] (0:11.49)	0:34.28 [4] (0:11.44)	0:22.84 [4] (0:11.06)	0:11.78 [2] (0:11.78)
Average Speed [km/h]	51.7	64.2	62.8	63.0	65.2	61.1
Top Speed [km/h]	65.0	65.5	64.5	65.0	66.2	65.9
Avg. Dist. to Rail [m]	2.3	0.5	0.3	0.4	2.2	2.7
Avg. Stride Freq. [Hz]	2.3	2.4	2.4	2.4	2.4	2.4
Avg. Stride Length [m]	6.3	7.4	7.3	7.4	7.5	7.2



- [] Ranking at each section and finish
- .-.- No data available at this section
- NA No data available



Horse/Jockey Name	Azzareach
Final Rank	3
Fastest Section Time (Section)	0:11.18 (1000m)
Top Speed [km/h] (Section)	67.0 (1000m)
Race State	Finished



Doomben QLD Professional

Race 6: ARC Projects BM78 Handicap - 1200m

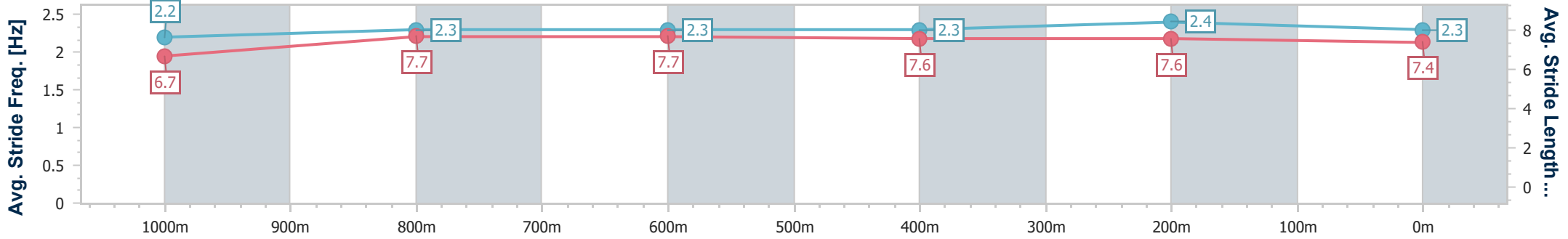
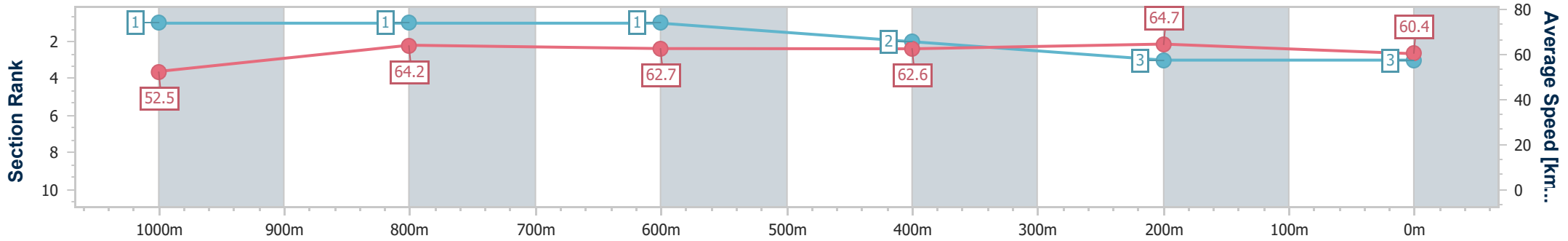
16 October 2024 - 15:45

Track Rating: Soft 5, Weather: Overcast, Rail Position: +10.5m Entire



BRISBANE RACING CLUB

Section	Overall	1000m	800m	600m	400m	200m
Section Times	1:11.04 [3] (0:13.70)	0:57.34 [1] (0:11.18)	0:46.16 [1] (0:11.53)	0:34.63 [1] (0:11.58)	0:23.05 [2] (0:11.18)	0:11.87 [3] (0:11.87)
Average Speed [km/h]	52.5	64.2	62.7	62.6	64.7	60.4
Top Speed [km/h]	66.2	67.0	63.3	63.9	65.8	64.2
Avg. Dist. to Rail [m]	1.6	0.3	0.7	1.6	1.2	0.3
Avg. Stride Freq. [Hz]	2.2	2.3	2.3	2.3	2.4	2.3
Avg. Stride Length [m]	6.7	7.7	7.7	7.6	7.6	7.4



- [] Ranking at each section and finish
- .-.- No data available at this section
- NA No data available



Horse/Jockey Name	Pocket Full
Final Rank	4
Fastest Section Time (Section)	0:11.04 (1000m)
Top Speed [km/h] (Section)	66.6 (1000m)
Race State	Finished



Doomben QLD Professional

Race 6: ARC Projects BM78 Handicap - 1200m

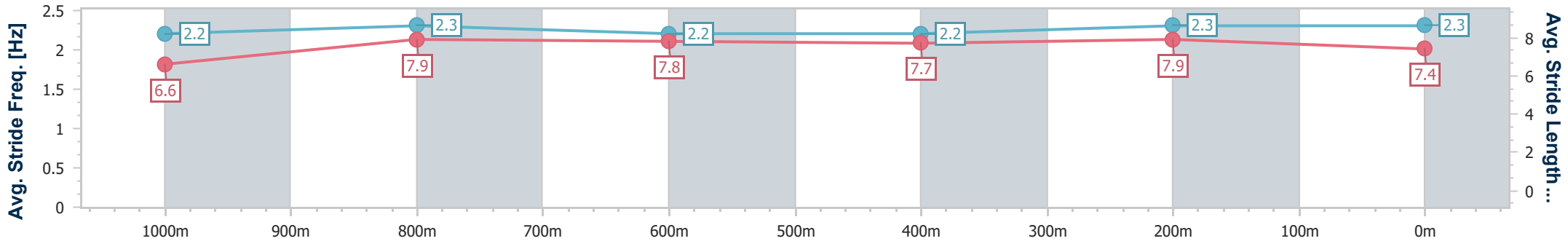
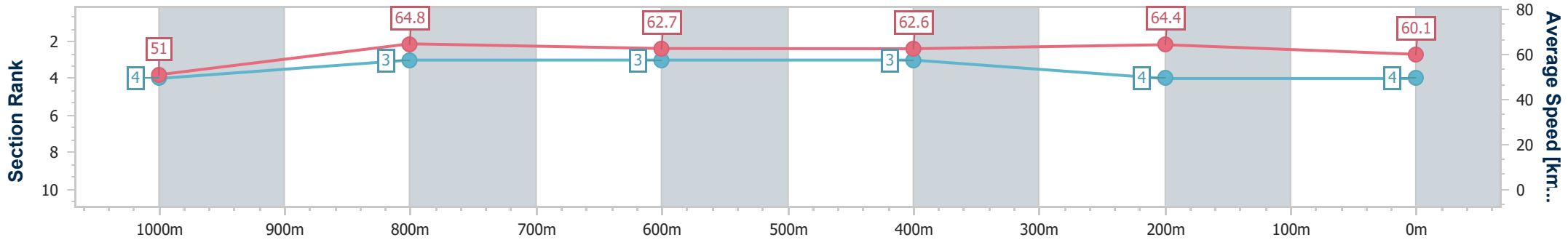
16 October 2024 - 15:45

Track Rating: Soft 5, Weather: Overcast, Rail Position: +10.5m Entire



BRISBANE RACING CLUB

Section	Overall	1000m	800m	600m	400m	200m
Section Times	1:11.14 [4] (0:14.13)	0:57.01 [4] (0:11.04)	0:45.97 [3] (0:11.36)	0:34.61 [3] (0:11.47)	0:23.14 [3] (0:11.19)	0:11.95 [4] (0:11.95)
Average Speed [km/h]	51.0	64.8	62.7	62.6	64.4	60.1
Top Speed [km/h]	66.3	66.6	63.6	63.2	65.9	62.4
Avg. Dist. to Rail [m]	0.8	1.4	2.0	0.7	0.3	1.1
Avg. Stride Freq. [Hz]	2.2	2.3	2.2	2.2	2.3	2.3
Avg. Stride Length [m]	6.6	7.9	7.8	7.7	7.9	7.4



- [] Ranking at each section and finish
- .-.- No data available at this section
- NA No data available



Horse/Jockey Name	Roll Up
Final Rank	5
Fastest Section Time (Section)	0:11.10 (1000m)
Top Speed [km/h] (Section)	66.5 (1000m)
Race State	Finished



Doomben QLD Professional

Race 6: ARC Projects BM78 Handicap - 1200m

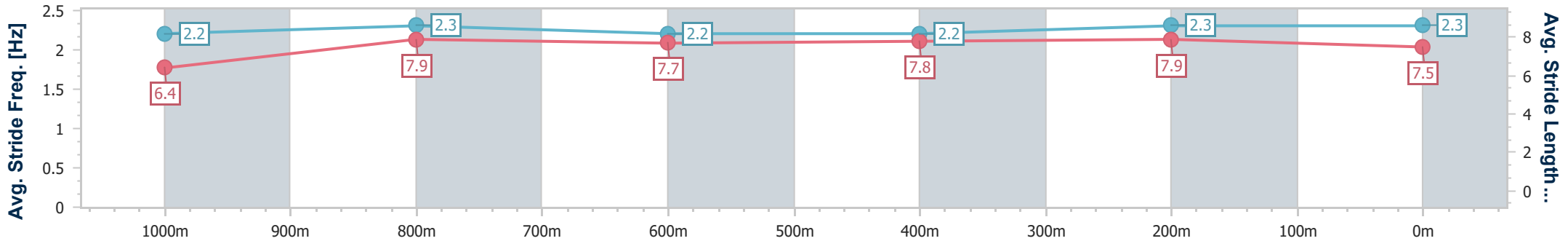
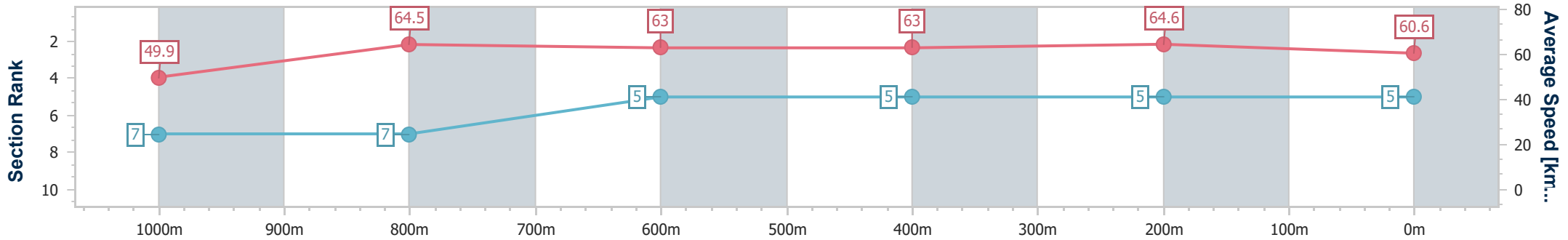
16 October 2024 - 15:45

Track Rating: Soft 5, Weather: Overcast, Rail Position: +10.5m Entire



BRISBANE RACING CLUB

Section	Overall	1000m	800m	600m	400m	200m
Section Times	1:11.27 [5] (0:14.46)	0:56.81 [7] (0:11.10)	0:45.71 [7] (0:11.30)	0:34.41 [5] (0:11.38)	0:23.03 [5] (0:11.12)	0:11.91 [5] (0:11.91)
Average Speed [km/h]	49.9	64.5	63.0	63.0	64.6	60.6
Top Speed [km/h]	66.1	66.5	65.0	64.0	66.0	63.9
Avg. Dist. to Rail [m]	0.5	0.9	2.0	0.6	0.5	0.8
Avg. Stride Freq. [Hz]	2.2	2.3	2.2	2.2	2.3	2.3
Avg. Stride Length [m]	6.4	7.9	7.7	7.8	7.9	7.5



- [] Ranking at each section and finish
- .-.- No data available at this section
- NA No data available



Horse/Jockey Name	He's Heaven
Final Rank	6
Fastest Section Time (Section)	0:11.10 (400m)
Top Speed [km/h] (Section)	67.0 (400m)
Race State	Finished



Doomben QLD Professional

Race 6: ARC Projects BM78 Handicap - 1200m

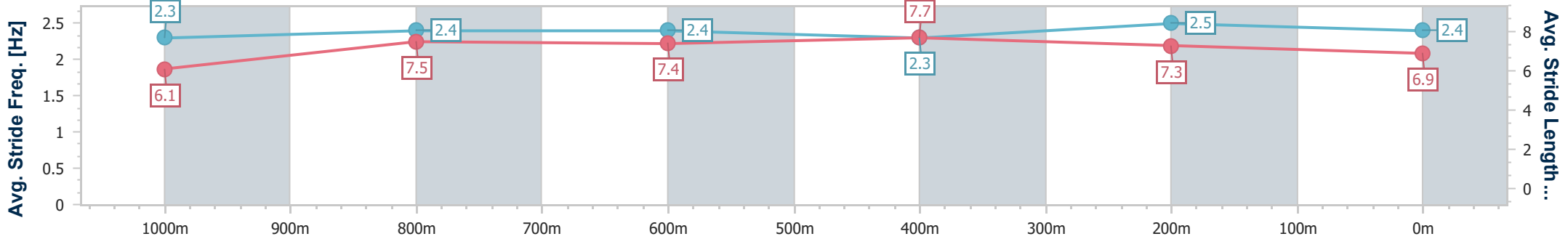
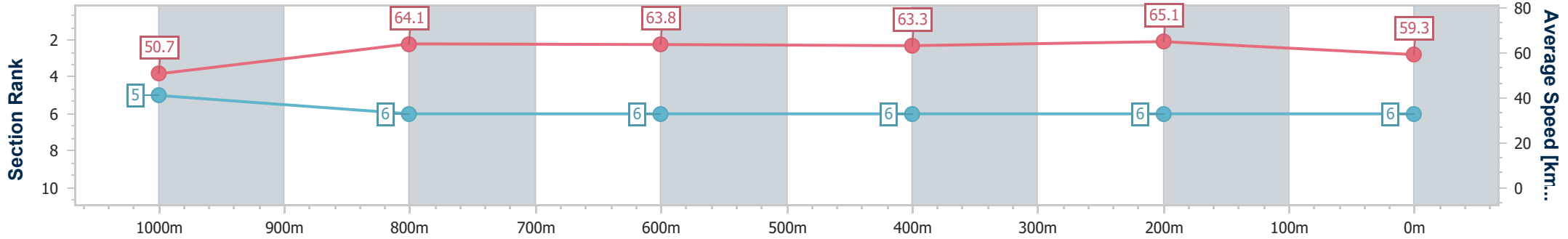
16 October 2024 - 15:45

Track Rating: Soft 5, Weather: Overcast, Rail Position: +10.5m Entire



BRISBANE RACING CLUB

Section	Overall	1000m	800m	600m	400m	200m
Section Times	1:11.60 [6] (0:14.25)	0:57.35 [5] (0:11.27)	0:46.08 [6] (0:11.38)	0:34.70 [6] (0:11.43)	0:23.27 [6] (0:11.10)	0:12.17 [6] (0:12.17)
Average Speed [km/h]	50.7	64.1	63.8	63.3	65.1	59.3
Top Speed [km/h]	64.5	65.7	65.4	64.6	67.0	62.6
Avg. Dist. to Rail [m]	4.8	2.4	0.9	1.2	3.4	2.8
Avg. Stride Freq. [Hz]	2.3	2.4	2.4	2.3	2.5	2.4
Avg. Stride Length [m]	6.1	7.5	7.4	7.7	7.3	6.9



- [] Ranking at each section and finish
- .-.- No data available at this section
- NA No data available



Horse/Jockey Name	Maya Bay
Final Rank	7
Fastest Section Time (Section)	0:11.05 (400m)
Top Speed [km/h] (Section)	67.4 (400m)
Race State	Finished



Doomben QLD Professional

Race 6: ARC Projects BM78 Handicap - 1200m

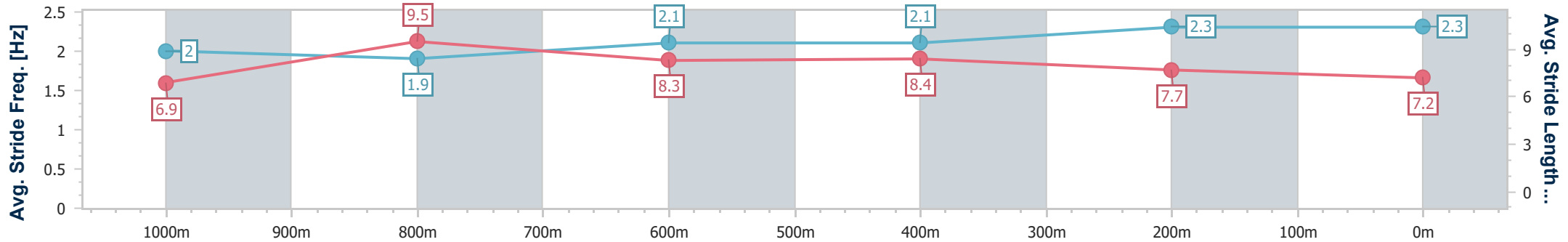
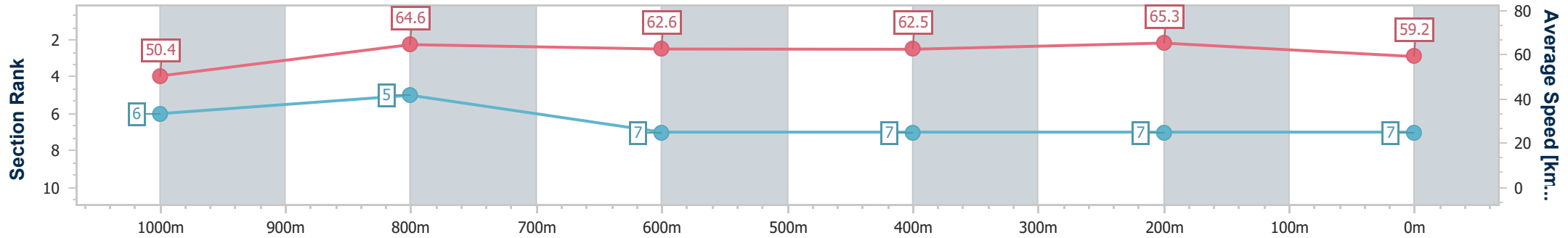
16 October 2024 - 15:45

Track Rating: Soft 5, Weather: Overcast, Rail Position: +10.5m Entire



BRISBANE RACING CLUB

Section	Overall	1000m	800m	600m	400m	200m
Section Times	1:11.79 [7] (0:14.26)	0:57.53 [6] (0:11.19)	0:46.34 [5] (0:11.59)	0:34.75 [7] (0:11.56)	0:23.19 [7] (0:11.05)	0:12.14 [7] (0:12.14)
Average Speed [km/h]	50.4	64.6	62.6	62.5	65.3	59.2
Top Speed [km/h]	66.4	66.4	64.5	65.1	67.4	63.7
Avg. Dist. to Rail [m]	4.6	0.9	1.4	1.0	0.5	0.3
Avg. Stride Freq. [Hz]	2.0	1.9	2.1	2.1	2.3	2.3
Avg. Stride Length [m]	6.9	9.5	8.3	8.4	7.7	7.2



- [] Ranking at each section and finish
- .-.- No data available at this section
- NA No data available



Doomben QLD Professional

Race 7: Pircsa Colts, Geldings and Entire Class 1 Handicap - 1350m

16 October 2024 - 16:19



BRISBANE
RACING CLUB

Track Rating: Soft 5, Weather: Overcast, Rail Position: +10.5m Entire

Section				Overall	1200m	1000m	800m	600m	400m	Last 600m			
Field Times				1:21.10 (0:11.00)	1:10.10 (0:10.78)	0:59.32 (0:11.35)	0:47.97 (0:12.24)	0:35.73 (0:11.99)	0:23.74 (0:11.51)	0:35.73			
Rank	TAB	Horse/Jockey	Barrier	Top Speed [km/h]	Fastest Section							Distance Travelled [m]	
1	10	ACAPPELLA NOVA Angela Jones	2	68.5 1200m	0:10.78 1200m	1:21.10 [1] (0:11.00)	1:10.10 [1] (0:10.78)	0:59.32 [1] (0:11.46)	0:47.86 [2] (0:12.22)	0:35.64 [2] (0:11.90)	0:23.74 [1] (0:11.51)	0:35.64	
2	3	SUNLORD Ryan Maloney	10	67.9 1200m	0:10.86 1200m	1:21.46 [2] (0:11.63)	1:09.83 [8] (0:10.86)	0:58.97 [8] (0:11.45)	0:47.52 [9] (0:11.94)	0:35.58 [7] (0:11.95)	0:23.63 [6] (0:11.47)	0:35.58	+5
3	8	SECOND SUN Jag Guthmann-Chester	7	69.4 1200m	0:10.69 1200m	1:21.47 [3] (0:11.49)	1:09.98 [6] (0:10.69)	0:59.29 [5] (0:11.45)	0:47.84 [6] (0:12.11)	0:35.73 [5] (0:11.93)	0:23.80 [5] (0:11.57)	0:35.73	+1
4	1	ICHIBAN Andrew Mallyon	8	67.3 1200m	0:10.97 1200m	1:21.64 [4] (0:11.71)	1:09.93 [9] (0:10.97)	0:58.96 [10] (0:11.43)	0:47.53 [10] (0:12.01)	0:35.52 [10] (0:11.92)	0:23.60 [9] (0:11.42)	0:35.52	+5
5	2	BOBBY SHIRAZ Dan McGillivray	5	68.5 1000m	0:10.95 1200m	1:21.80 [5] (0:11.40)	1:10.40 [5] (0:10.95)	0:59.45 [7] (0:11.39)	0:48.06 [7] (0:12.17)	0:35.89 [8] (0:12.18)	0:23.71 [11] (0:11.43)	0:35.89	+0
6	4	KINGFIELD Ron Stewart	9	66.3 1200m	0:11.03 1200m	1:21.86 [6] (0:11.88)	1:09.98 [11] (0:11.03)	0:58.95 [11] (0:11.38)	0:47.57 [11] (0:11.97)	0:35.60 [11] (0:11.78)	0:23.82 [8] (0:11.45)	0:35.60	+4
7	6	THE PLAYER Justin Huxtable	11	67.9 1200m	0:10.80 1200m	1:21.89 [7] (0:11.49)	1:10.40 [7] (0:10.80)	0:59.60 [6] (0:11.34)	0:48.26 [5] (0:12.20)	0:36.06 [6] (0:12.04)	0:24.02 [7] (0:11.51)	0:36.06	+6
8	14	CLAUDIUS Georgina Cartwright	4	67.9 1200m	0:10.72 1200m	1:22.03 [8] (0:11.26)	1:10.77 [4] (0:10.72)	1:00.05 [4] (0:11.34)	0:48.71 [3] (0:12.33)	0:36.38 [4] (0:11.93)	0:24.45 [3] (0:11.93)	0:36.38	+2
9	5	LISTENTOZOU James Orman	6	67.4 1200m	0:10.86 1200m	1:22.33 [9] (0:11.09)	1:11.24 [2] (0:10.86)	1:00.38 [3] (0:11.41)	0:48.97 [4] (0:12.28)	0:36.69 [3] (0:11.94)	0:24.75 [4] (0:11.70)	0:36.69	+4
10	11	AIRSWING Emily Lang	1	69.6 1200m	0:10.66 1200m	1:22.36 [10] (0:11.22)	1:11.14 [3] (0:10.66)	1:00.48 [2] (0:11.25)	0:49.23 [1] (0:12.24)	0:36.99 [1] (0:12.11)	0:24.88 [2] (0:11.88)	0:36.99	+0

Scratched: Powerful Eagle (#7), West Cork (#9), Flying Bat (#13)

[] Ranking at each section and finish
 -:-:- No data available at this section
 NA No data available

SCN Saddle cloth number
 DNF Did not finish
 DNT Did not track



Doomben QLD Professional

Race 7: Pircsa Colts, Geldings and Entire Class 1 Handicap - 1350m

16 October 2024 - 16:19



BRISBANE
RACING CLUB

Track Rating: Soft 5, Weather: Overcast, Rail Position: +10.5m Entire

Section	Overall	1200m	1000m	800m	600m	400m	Last 600m
Field Times	1:21.10 (0:11.00)	1:10.10 (0:10.78)	0:59.32 (0:11.35)	0:47.97 (0:12.24)	0:35.73 (0:11.99)	0:23.74 (0:11.51)	0:35.73

Rank	TAB	Horse/Jockey	Barrier	Top Speed [km/h]	Fastest Section	Overall	1200m	1000m	800m	600m	400m	Last 600m	Distance Travelled [m]
11	12	WAYFARER'S WAY	3	67.9	0:10.83	1:22.38 [11]	1:10.57 [10]	0:59.74 [9]	0:48.46 [8]	0:36.29 [9]	0:24.31 [10]	0:36.29	-2
		Robbie Dolan		1200m	1200m	(0:11.81)	(0:10.83)	(0:11.28)	(0:12.17)	(0:11.98)	(0:11.60)		

Scratched: Powerful Eagle (#7), West Cork (#9), Flying Bat (#13)

[] Ranking at each section and finish
 -:---: No data available at this section
 NA No data available

SCN Saddle cloth number
 DNF Did not finish
 DNT Did not track



Doomben QLD Professional

Race 7: Pircsa Colts, Geldings and Entires Class 1 Handicap - 1350m

16 October 2024 - 16:19



BRISBANE
RACING CLUB

Track Rating: Soft 5, Weather: Overcast, Rail Position: +10.5m Entire

Section							200m			Last 600m
Field Times							0:12.23			0:35.73
Rank	TAB	Horse/Jockey	Barrier	Top Speed [km/h]	Fastest Section		Margin			Distance Travelled [m]
1	10	ACAPPELLA NOVA Angela Jones	2	68.5 1200m	0:10.78 1200m	0:12.23 [1] (0:12.23)	1:21.10		0:35.64	
2	3	SUNLORD Ryan Maloney	10	67.9 1200m	0:10.86 1200m	0:12.16 [4] (0:12.16)	2.13L		0:35.58	+5
3	8	SECOND SUN Jag Guthmann-Chester	7	69.4 1200m	0:10.69 1200m	0:12.23 [2] (0:12.23)	2.14L		0:35.73	+1
4	1	ICHIBAN Andrew Mallyon	8	67.3 1200m	0:10.97 1200m	0:12.18 [7] (0:12.18)	3.17L		0:35.52	+5
5	2	BOBBY SHIRAZ Dan McGillivray	5	68.5 1000m	0:10.95 1200m	0:12.28 [10] (0:12.28)	4.09L		0:35.89	+0
6	4	KINGFIELD Ron Stewart	9	66.3 1200m	0:11.03 1200m	0:12.37 [8] (0:12.37)	4.44L		0:35.60	+4
7	6	THE PLAYER Justin Huxtable	11	67.9 1200m	0:10.80 1200m	0:12.51 [6] (0:12.51)	4.63L		0:36.06	+6
8	14	CLAUDIUS Georgina Cartwright	4	67.9 1200m	0:10.72 1200m	0:12.52 [9] (0:12.52)	5.49L		0:36.38	+2
9	5	LISTENTOZOU James Orman	6	67.4 1200m	0:10.86 1200m	0:13.05 [3] (0:13.05)	7.21L		0:36.69	+4
10	11	AIRSWING Emily Lang	1	69.6 1200m	0:10.66 1200m	0:13.00 [5] (0:13.00)	7.42L		0:36.99	+0

Scratched: Powerful Eagle (#7), West Cork (#9), Flying Bat (#13)

[] Ranking at each section and finish
 -:-:- No data available at this section
 NA No data available

SCN Saddle cloth number
 DNF Did not finish
 DNT Did not track



Doomben QLD Professional

Race 7: Pircsa Colts, Geldings and Entire Class 1 Handicap - 1350m

16 October 2024 - 16:19



BRISBANE
RACING CLUB

Track Rating: Soft 5, Weather: Overcast, Rail Position: +10.5m Entire

Section				200m				Last 600m	
Field Times				0:12.23 (0:12.23)				0:35.73	
Rank	TAB Horse/Jockey	Barrier	Top Speed [km/h]	Fastest Section	Margin				Distance Travelled [m]
11	12 WAYFARER'S WAY	3	67.9	0:10.83	0:12.71 [11]	7.53L		0:36.29	-2
	Robbie Dolan		1200m	1200m	(0:12.71)				

Scratched: Powerful Eagle (#7), West Cork (#9), Flying Bat (#13)

[] Ranking at each section and finish
 -:-:- No data available at this section
 NA No data available

SCN Saddle cloth number
 DNF Did not finish
 DNT Did not track



Horse/Jockey Name	Acappella Nova
Final Rank	1
Fastest Section Time (Section)	0:10.78 (1200m)
Top Speed [km/h] (Section)	68.5 (1200m)
Race State	Finished

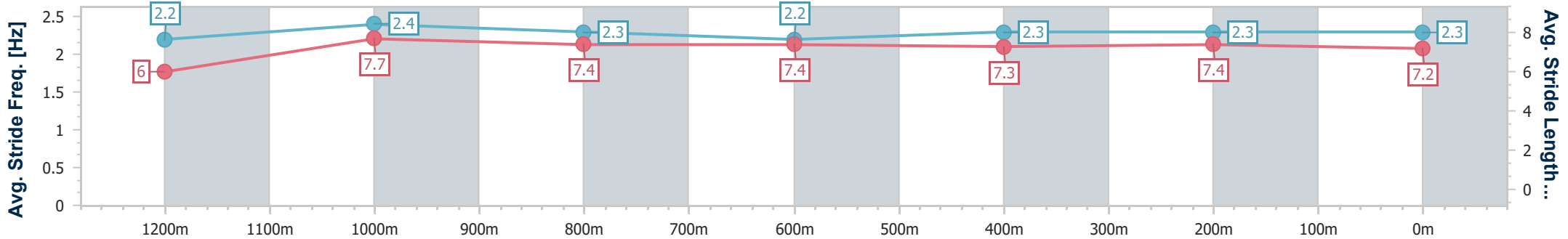
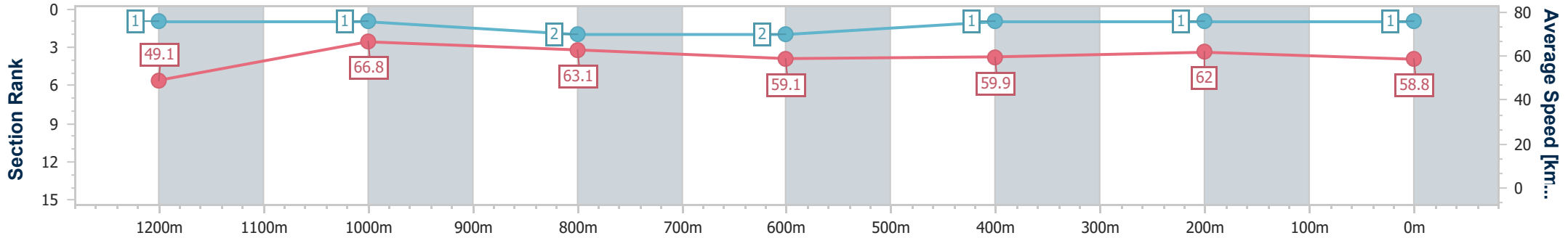


Doomben QLD Professional
Race 7: Pircsa Colts, Geldings and Entires Class 1 Handicap - 1350m
 16 October 2024 - 16:19
 Track Rating: Soft 5, Weather: Overcast, Rail Position: +10.5m Entire



BRISBANE
RACING CLUB

Section	Overall	1200m	1000m	800m	600m	400m	200m
Section Times	1:21.10 [1] (0:11.00)	1:10.10 [1] (0:10.78)	0:59.32 [1] (0:11.46)	0:47.86 [2] (0:12.22)	0:35.64 [2] (0:11.90)	0:23.74 [1] (0:11.51)	0:12.23 [1] (0:12.23)
Average Speed [km/h]	49.1	66.8	63.1	59.1	59.9	62.0	58.8
Top Speed [km/h]	67.9	68.5	65.1	60.9	61.3	63.4	62.0
Avg. Dist. to Rail [m]	2.3	2.2	1.4	0.8	2.0	2.9	2.2
Avg. Stride Freq. [Hz]	2.2	2.4	2.3	2.2	2.3	2.3	2.3
Avg. Stride Length [m]	6.0	7.7	7.4	7.4	7.3	7.4	7.2



- [] Ranking at each section and finish
- .-.- No data available at this section
- NA No data available



Horse/Jockey Name	Sunlord
Final Rank	2
Fastest Section Time (Section)	0:10.86 (1200m)
Top Speed [km/h] (Section)	67.9 (1200m)
Race State	Finished



Doomben QLD Professional
Race 7: Pircsa Colts, Geldings and Entires Class 1 Handicap - 1350m

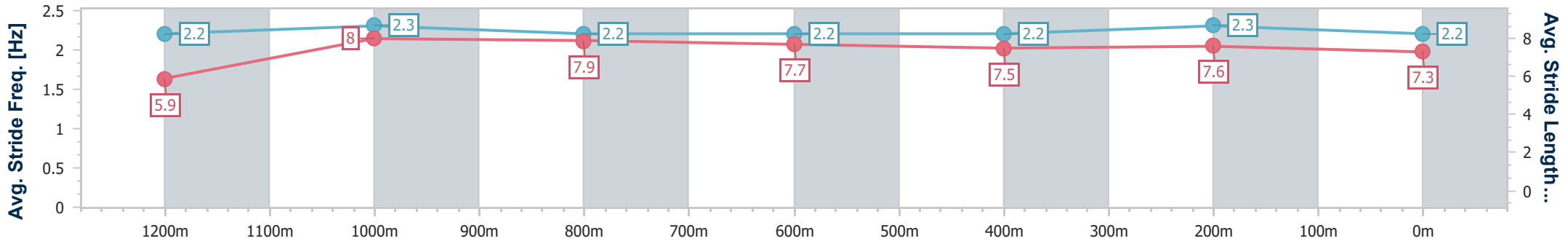
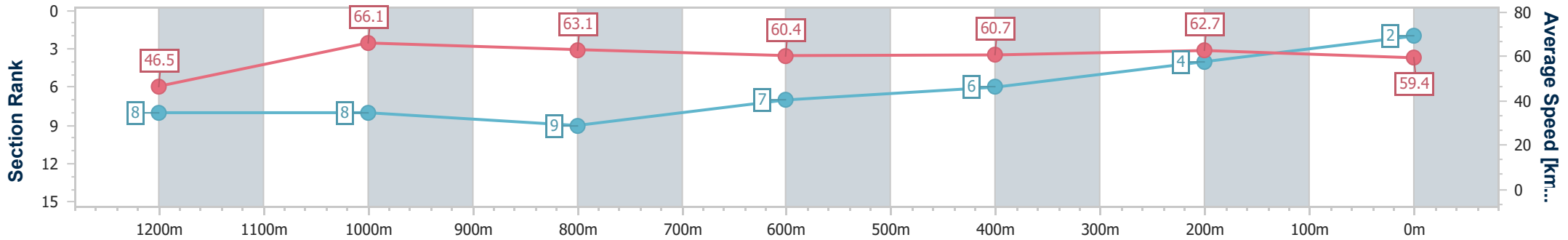


16 October 2024 - 16:19

Track Rating: Soft 5, Weather: Overcast, Rail Position: +10.5m Entire

BRISBANE RACING CLUB

Section	Overall	1200m	1000m	800m	600m	400m	200m
Section Times	1:21.46 [2] (0:11.63)	1:09.83 [8] (0:10.86)	0:58.97 [8] (0:11.45)	0:47.52 [9] (0:11.94)	0:35.58 [7] (0:11.95)	0:23.63 [6] (0:11.47)	0:12.16 [4] (0:12.16)
Average Speed [km/h]	46.5	66.1	63.1	60.4	60.7	62.7	59.4
Top Speed [km/h]	64.4	67.9	67.2	62.5	62.6	63.9	62.3
Avg. Dist. to Rail [m]	7.7	1.5	0.8	0.8	0.8	1.2	1.5
Avg. Stride Freq. [Hz]	2.2	2.3	2.2	2.2	2.2	2.3	2.2
Avg. Stride Length [m]	5.9	8.0	7.9	7.7	7.5	7.6	7.3



- [] Ranking at each section and finish
- .-.-.- No data available at this section
- NA No data available



Horse/Jockey Name	Second Sun
Final Rank	3
Fastest Section Time (Section)	0:10.69 (1200m)
Top Speed [km/h] (Section)	69.4 (1200m)
Race State	Finished



Doomben QLD Professional
Race 7: Pircsa Colts, Geldings and Entires Class 1 Handicap - 1350m

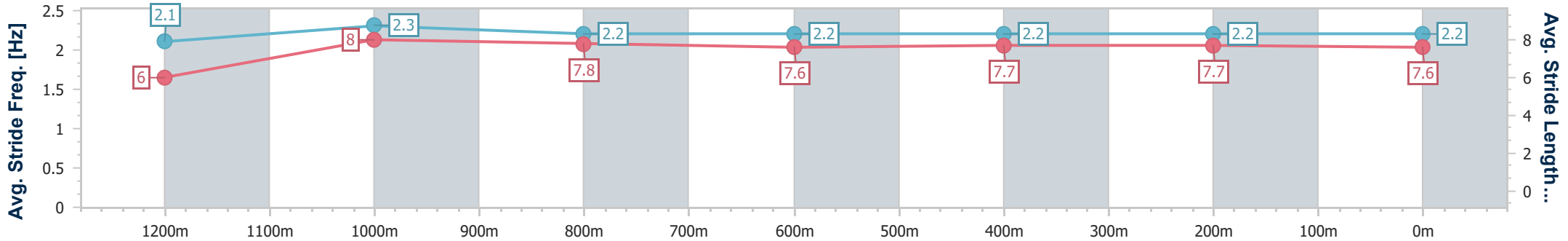
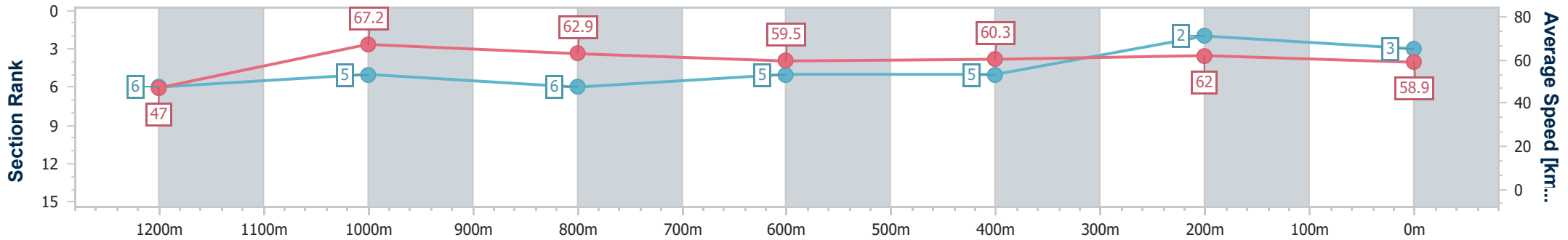


16 October 2024 - 16:19

Track Rating: Soft 5, Weather: Overcast, Rail Position: +10.5m Entire

BRISBANE RACING CLUB

Section	Overall	1200m	1000m	800m	600m	400m	200m
Section Times	1:21.47 [3] (0:11.49)	1:09.98 [6] (0:10.69)	0:59.29 [5] (0:11.45)	0:47.84 [6] (0:12.11)	0:35.73 [5] (0:11.93)	0:23.80 [5] (0:11.57)	0:12.23 [2] (0:12.23)
Average Speed [km/h]	47.0	67.2	62.9	59.5	60.3	62.0	58.9
Top Speed [km/h]	64.8	69.4	67.7	60.7	61.2	63.4	61.9
Avg. Dist. to Rail [m]	5.3	0.6	0.6	0.3	0.6	1.9	3.6
Avg. Stride Freq. [Hz]	2.1	2.3	2.2	2.2	2.2	2.2	2.2
Avg. Stride Length [m]	6.0	8.0	7.8	7.6	7.7	7.7	7.6



- [] Ranking at each section and finish
- .-.- No data available at this section
- NA No data available



Horse/Jockey Name	Ichiban
Final Rank	4
Fastest Section Time (Section)	0:10.97 (1200m)
Top Speed [km/h] (Section)	67.3 (1200m)
Race State	Finished

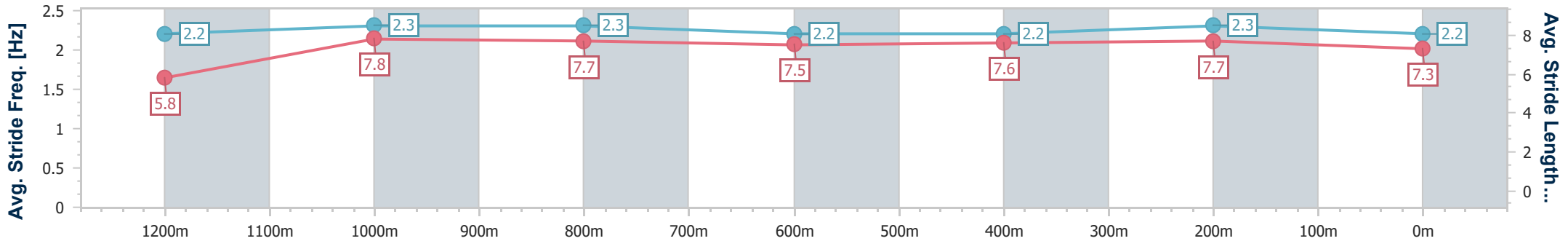
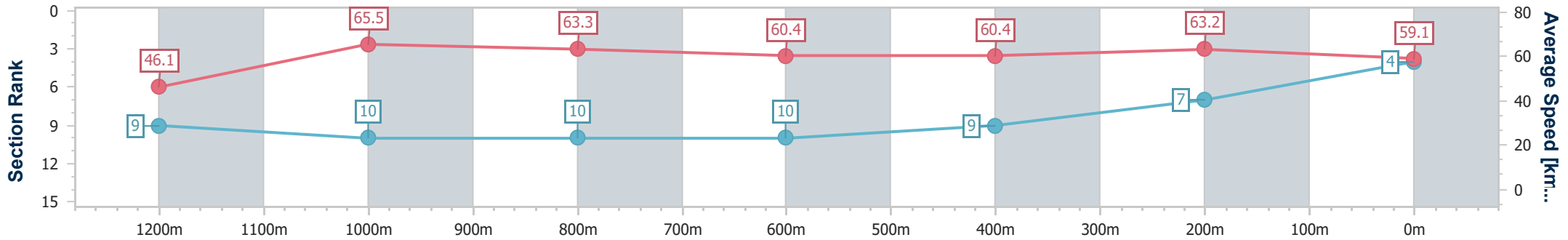


Doomben QLD Professional
Race 7: Pircsa Colts, Geldings and Entires Class 1 Handicap - 1350m
 16 October 2024 - 16:19
 Track Rating: Soft 5, Weather: Overcast, Rail Position: +10.5m
 Entire



BRISBANE
RACING CLUB

Section	Overall	1200m	1000m	800m	600m	400m	200m
Section Times	1:21.64 [4] (0:11.71)	1:09.93 [9] (0:10.97)	0:58.96 [10] (0:11.43)	0:47.53 [10] (0:12.01)	0:35.52 [10] (0:11.92)	0:23.60 [9] (0:11.42)	0:12.18 [7] (0:12.18)
Average Speed [km/h]	46.1	65.5	63.3	60.4	60.4	63.2	59.1
Top Speed [km/h]	64.2	67.3	66.2	62.2	61.8	64.3	61.9
Avg. Dist. to Rail [m]	5.4	0.4	0.6	1.9	0.7	1.5	2.1
Avg. Stride Freq. [Hz]	2.2	2.3	2.3	2.2	2.2	2.3	2.2
Avg. Stride Length [m]	5.8	7.8	7.7	7.5	7.6	7.7	7.3



- [] Ranking at each section and finish
- .-.- No data available at this section
- NA No data available



Horse/Jockey Name	Bobby Shiraz
Final Rank	5
Fastest Section Time (Section)	0:10.95 (1200m)
Top Speed [km/h] (Section)	68.5 (1000m)
Race State	Finished

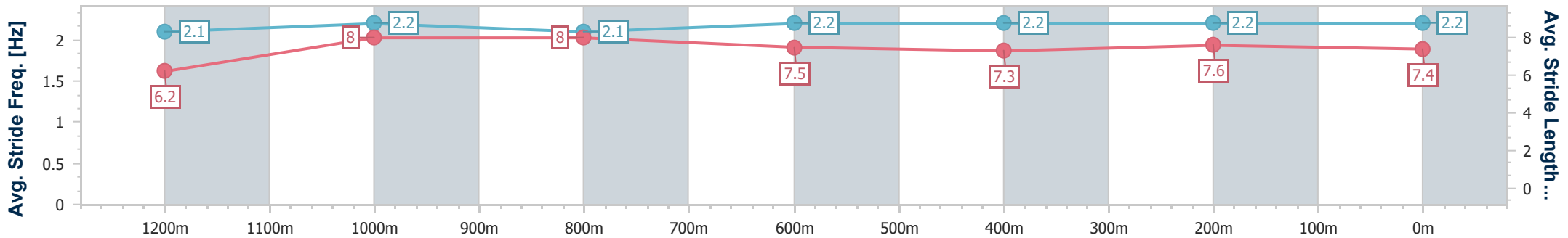
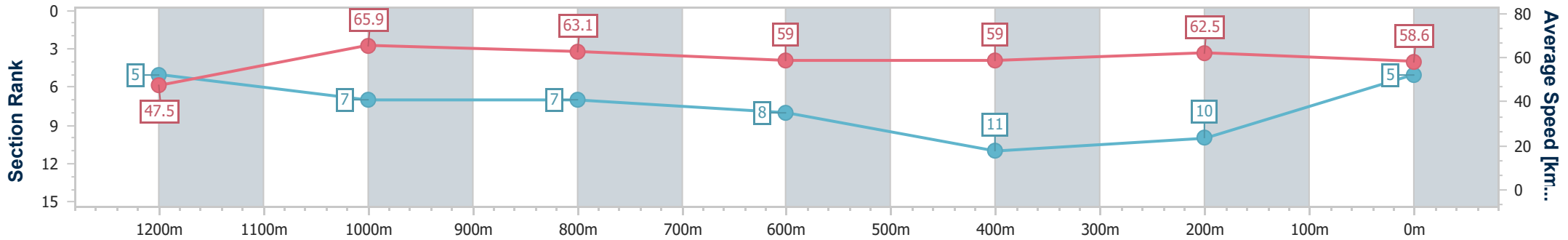


Doomben QLD Professional
Race 7: Pircsa Colts, Geldings and Entires Class 1 Handicap - 1350m
 16 October 2024 - 16:19
 Track Rating: Soft 5, Weather: Overcast, Rail Position: +10.5m
 Entire



BRISBANE
RACING CLUB

Section	Overall	1200m	1000m	800m	600m	400m	200m
Section Times	1:21.80 [5] (0:11.40)	1:10.40 [5] (0:10.95)	0:59.45 [7] (0:11.39)	0:48.06 [7] (0:12.17)	0:35.89 [8] (0:12.18)	0:23.71 [11] (0:11.43)	0:12.28 [10] (0:12.28)
Average Speed [km/h]	47.5	65.9	63.1	59.0	59.0	62.5	58.6
Top Speed [km/h]	64.7	67.0	68.5	62.0	61.9	65.4	61.4
Avg. Dist. to Rail [m]	3.7	1.3	1.4	1.3	1.7	2.7	2.7
Avg. Stride Freq. [Hz]	2.1	2.2	2.1	2.2	2.2	2.2	2.2
Avg. Stride Length [m]	6.2	8.0	8.0	7.5	7.3	7.6	7.4



- [] Ranking at each section and finish
- .-.- No data available at this section
- NA No data available



Horse/Jockey Name	Kingfield
Final Rank	6
Fastest Section Time (Section)	0:11.03 (1200m)
Top Speed [km/h] (Section)	66.3 (1200m)
Race State	Finished



Doomben QLD Professional
Race 7: Pircsa Colts, Geldings and Entires Class 1 Handicap - 1350m

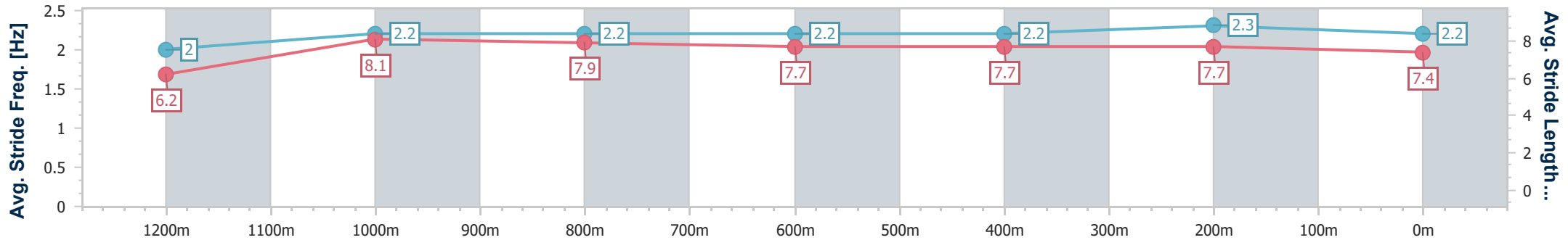
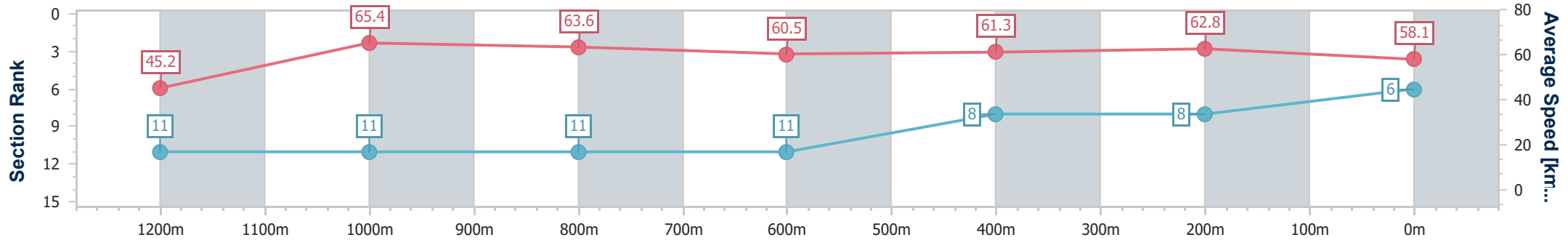


16 October 2024 - 16:19

Track Rating: Soft 5, Weather: Overcast, Rail Position: +10.5m Entire

BRISBANE RACING CLUB

Section	Overall	1200m	1000m	800m	600m	400m	200m							
Section Times	1:21.86 [6] (0:11.88)	1:09.98 [11] (0:11.03)	0:58.95 [11] (0:11.38)	0:47.57 [11] (0:11.97)	0:35.60 [11] (0:11.78)	0:23.82 [8] (0:11.45)	0:12.37 [8] (0:12.37)							
Average Speed [km/h]	45.2	65.4	63.6	60.5	61.3	62.8	58.1							
Top Speed [km/h]	63.3	66.3	66.0	62.6	63.2	64.2	60.9							
Avg. Dist. to Rail [m]	6.6	0.6	0.7	1.5	0.4	2.0	2.6							
Avg. Stride Freq. [Hz]	2.0	2.2	2.2	2.2	2.2	2.3	2.2							
Avg. Stride Length [m]	6.2	8.1	7.9	7.7	7.7	7.7	7.4							



- [] Ranking at each section and finish
- .-.- No data available at this section
- NA No data available



Horse/Jockey Name	The Player
Final Rank	7
Fastest Section Time (Section)	0:10.80 (1200m)
Top Speed [km/h] (Section)	67.9 (1200m)
Race State	Finished



Doomben QLD Professional
Race 7: Pircsa Colts, Geldings and Entires Class 1 Handicap - 1350m

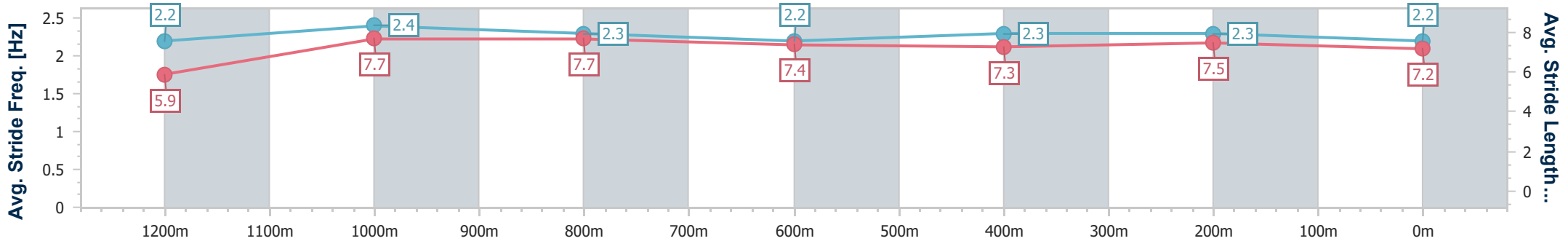
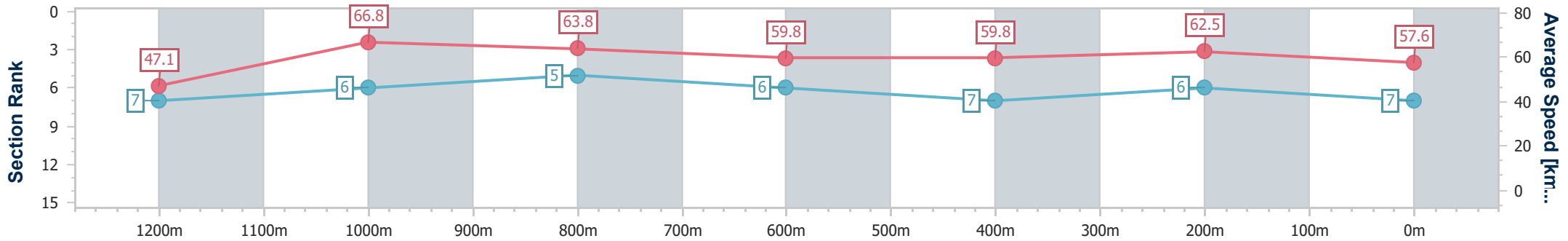


16 October 2024 - 16:19

Track Rating: Soft 5, Weather: Overcast, Rail Position: +10.5m Entire

BRISBANE RACING CLUB

Section	Overall	1200m	1000m	800m	600m	400m	200m
Section Times	1:21.89 [7] (0:11.49)	1:10.40 [7] (0:10.80)	0:59.60 [6] (0:11.34)	0:48.26 [5] (0:12.20)	0:36.06 [6] (0:12.04)	0:24.02 [7] (0:11.51)	0:12.51 [6] (0:12.51)
Average Speed [km/h]	47.1	66.8	63.8	59.8	59.8	62.5	57.6
Top Speed [km/h]	66.0	67.9	65.8	62.8	61.4	64.4	61.3
Avg. Dist. to Rail [m]	9.7	3.7	2.5	1.8	1.0	0.6	0.7
Avg. Stride Freq. [Hz]	2.2	2.4	2.3	2.2	2.3	2.3	2.2
Avg. Stride Length [m]	5.9	7.7	7.7	7.4	7.3	7.5	7.2



- [] Ranking at each section and finish
- .-.- No data available at this section
- NA No data available



Horse/Jockey Name	Claudius
Final Rank	8
Fastest Section Time (Section)	0:10.72 (1200m)
Top Speed [km/h] (Section)	67.9 (1200m)
Race State	Finished

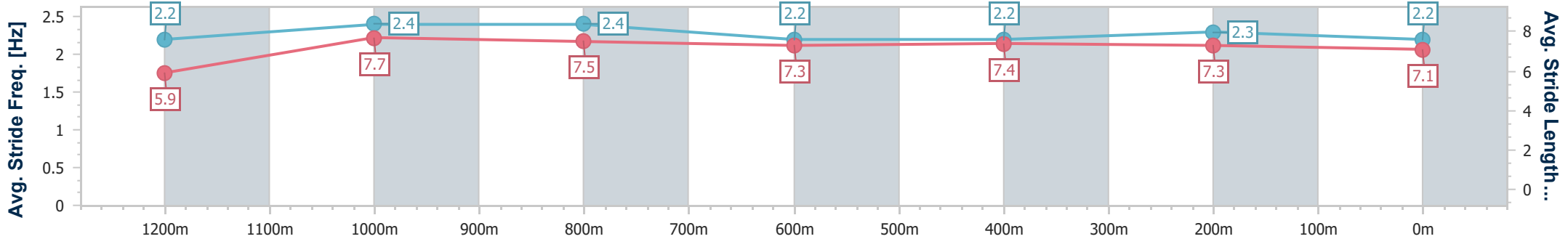
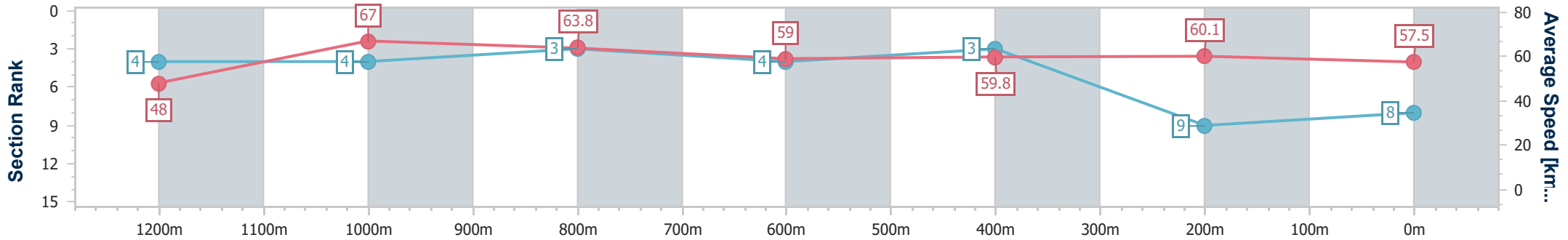


Doomben QLD Professional
Race 7: Pircsa Colts, Geldings and Entires Class 1 Handicap - 1350m
 16 October 2024 - 16:19
 Track Rating: Soft 5, Weather: Overcast, Rail Position: +10.5m Entire



BRISBANE RACING CLUB

Section	Overall	1200m	1000m	800m	600m	400m	200m
Section Times	1:22.03 [8] (0:11.26)	1:10.77 [4] (0:10.72)	1:00.05 [4] (0:11.34)	0:48.71 [3] (0:12.33)	0:36.38 [4] (0:11.93)	0:24.45 [3] (0:11.93)	0:12.52 [9] (0:12.52)
Average Speed [km/h]	48.0	67.0	63.8	59.0	59.8	60.1	57.5
Top Speed [km/h]	67.2	67.9	67.1	60.6	61.5	62.4	59.5
Avg. Dist. to Rail [m]	3.1	0.4	1.2	1.6	1.5	2.2	1.3
Avg. Stride Freq. [Hz]	2.2	2.4	2.4	2.2	2.2	2.3	2.2
Avg. Stride Length [m]	5.9	7.7	7.5	7.3	7.4	7.3	7.1



- [] Ranking at each section and finish
- .-.- No data available at this section
- NA No data available



Horse/Jockey Name	Listentozou
Final Rank	9
Fastest Section Time (Section)	0:10.86 (1200m)
Top Speed [km/h] (Section)	67.4 (1200m)
Race State	Finished



Doomben QLD Professional
Race 7: Pircsa Colts, Geldings and Entires Class 1 Handicap - 1350m

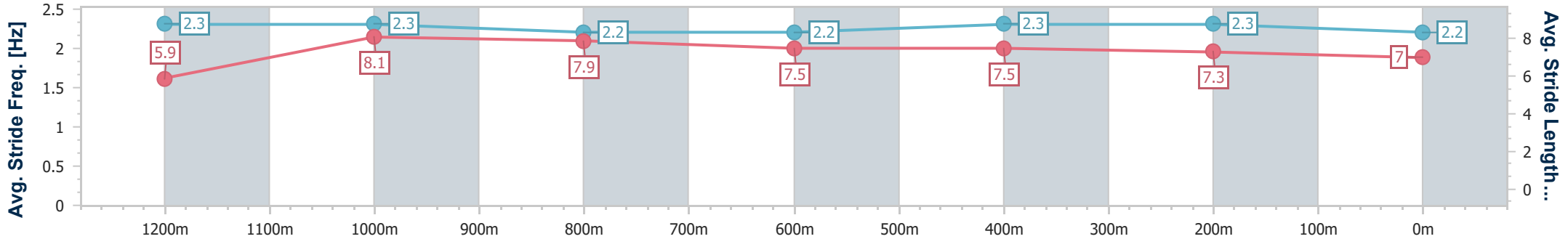
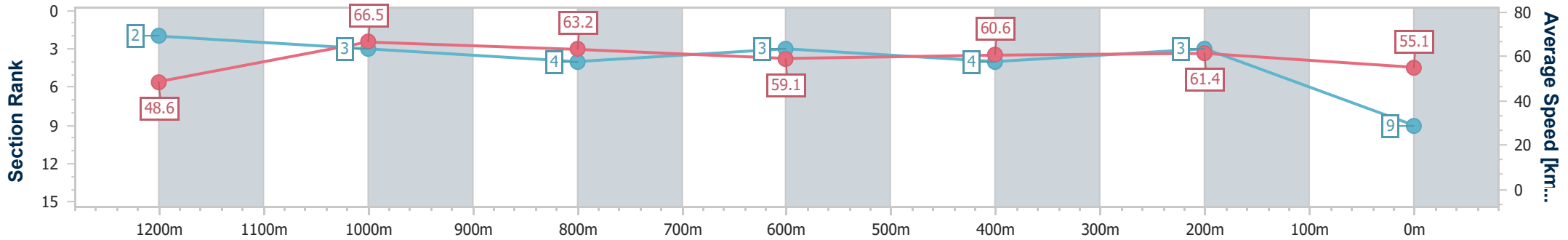


16 October 2024 - 16:19

Track Rating: Soft 5, Weather: Overcast, Rail Position: +10.5m Entire

BRISBANE RACING CLUB

Section	Overall	1200m	1000m	800m	600m	400m	200m							
Section Times	1:22.33 [9] (0:11.09)	1:11.24 [2] (0:10.86)	1:00.38 [3] (0:11.41)	0:48.97 [4] (0:12.28)	0:36.69 [3] (0:11.94)	0:24.75 [4] (0:11.70)	0:13.05 [3] (0:13.05)							
Average Speed [km/h]	48.6	66.5	63.2	59.1	60.6	61.4	55.1							
Top Speed [km/h]	66.3	67.4	66.2	61.0	61.4	62.5	59.7							
Avg. Dist. to Rail [m]	5.4	2.2	1.6	1.4	0.5	0.9	0.9							
Avg. Stride Freq. [Hz]	2.3	2.3	2.2	2.2	2.3	2.3	2.2							
Avg. Stride Length [m]	5.9	8.1	7.9	7.5	7.5	7.3	7.0							



- [] Ranking at each section and finish
- .-.- No data available at this section
- NA No data available



Horse/Jockey Name	Airswing
Final Rank	10
Fastest Section Time (Section)	0:10.66 (1200m)
Top Speed [km/h] (Section)	69.6 (1200m)
Race State	Finished



Doomben QLD Professional
Race 7: Pircsa Colts, Geldings and Entires Class 1 Handicap - 1350m

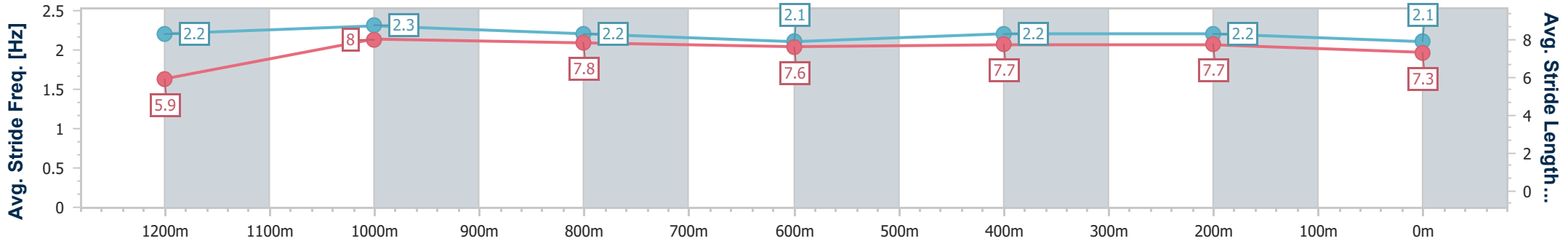
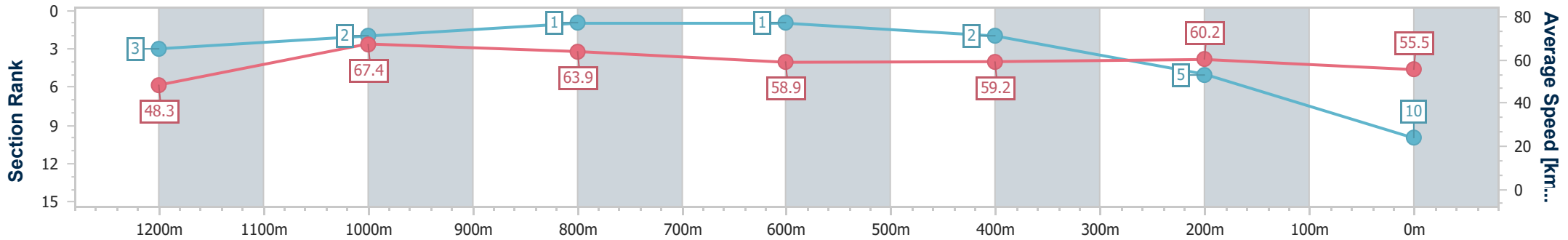


16 October 2024 - 16:19

Track Rating: Soft 5, Weather: Overcast, Rail Position: +10.5m Entire

BRISBANE RACING CLUB

Section	Overall	1200m	1000m	800m	600m	400m	200m
Section Times	1:22.36 [10] (0:11.22)	1:11.14 [3] (0:10.66)	1:00.48 [2] (0:11.25)	0:49.23 [1] (0:12.24)	0:36.99 [1] (0:12.11)	0:24.88 [2] (0:11.88)	0:13.00 [5] (0:13.00)
Average Speed [km/h]	48.3	67.4	63.9	58.9	59.2	60.2	55.5
Top Speed [km/h]	68.4	69.6	66.7	60.4	60.2	61.6	58.7
Avg. Dist. to Rail [m]	1.1	1.3	1.2	0.6	1.0	2.5	4.5
Avg. Stride Freq. [Hz]	2.2	2.3	2.2	2.1	2.2	2.2	2.1
Avg. Stride Length [m]	5.9	8.0	7.8	7.6	7.7	7.7	7.3



- [] Ranking at each section and finish
- .-.- No data available at this section
- NA No data available



Horse/Jockey Name	Wayfarer's Way
Final Rank	11
Fastest Section Time (Section)	0:10.83 (1200m)
Top Speed [km/h] (Section)	67.9 (1200m)
Race State	Finished

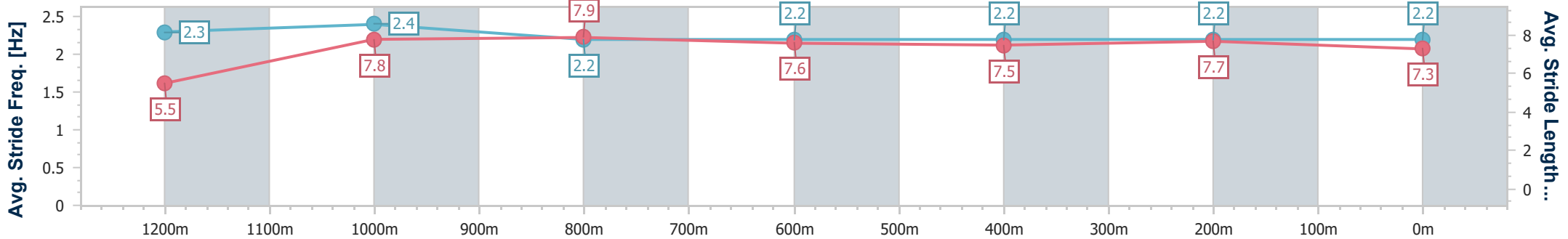
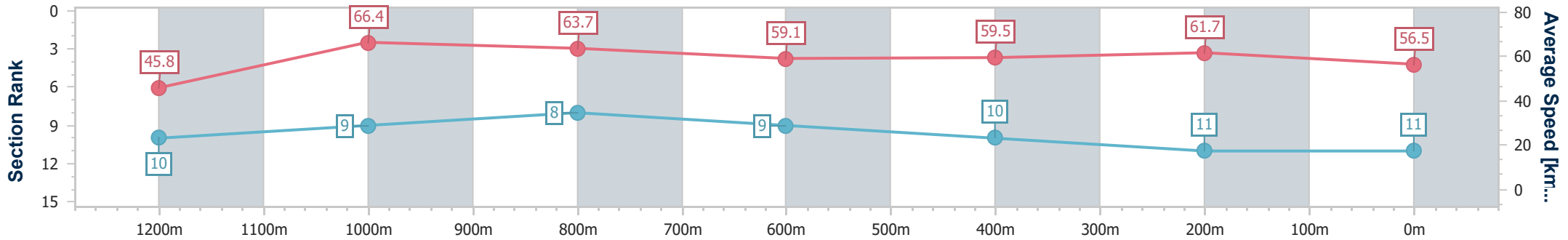


Doomben QLD Professional
Race 7: Pircsa Colts, Geldings and Entires Class 1 Handicap - 1350m
 16 October 2024 - 16:19
 Track Rating: Soft 5, Weather: Overcast, Rail Position: +10.5m
 Entire



BRISBANE
RACING CLUB

Section	Overall	1200m	1000m	800m	600m	400m	200m
Section Times	1:22.38 [11] (0:11.81)	1:10.57 [10] (0:10.83)	0:59.74 [9] (0:11.28)	0:48.46 [8] (0:12.17)	0:36.29 [9] (0:11.98)	0:24.31 [10] (0:11.60)	0:12.71 [11] (0:12.71)
Average Speed [km/h]	45.8	66.4	63.7	59.1	59.5	61.7	56.5
Top Speed [km/h]	65.8	67.9	67.1	62.5	61.8	63.3	62.4
Avg. Dist. to Rail [m]	1.8	0.4	0.8	0.3	2.1	2.8	0.7
Avg. Stride Freq. [Hz]	2.3	2.4	2.2	2.2	2.2	2.2	2.2
Avg. Stride Length [m]	5.5	7.8	7.9	7.6	7.5	7.7	7.3



- [] Ranking at each section and finish
- .-.- No data available at this section
- NA No data available



Doomben QLD Professional

Race 8: Insurebuild BM65 Handicap - 1200m

16 October 2024 - 16:54



BRISBANE
RACING CLUB

Track Rating: Soft 5, Weather: Overcast, Rail Position: +10.5m Entire

Section		Field Times											Last 600m	
		Overall	1000m	800m	600m	400m	200m						0:35.04	
		1:10.91 (0:13.39)	0:57.52 (0:10.91)	0:46.61 (0:11.57)	0:35.04 (0:11.76)	0:23.28 (0:11.29)	0:11.99 (0:11.99)							
Rank	TAB Horse/Jockey	Barrier	Top Speed [km/h]	Fastest Section								Margin	Distance Travelled [m]	
1	15 MISS BAYLES Justin Huxtable	9	70.1	0:10.91	1:10.91 [1] (0:13.39)	0:57.52 [1] (0:10.91)	0:46.61 [2] (0:11.64)	0:34.97 [2] (0:11.69)	0:23.28 [1] (0:11.29)	0:11.99 [1] (0:11.99)	1:10.91	0:34.97		
2	8 I AM A MARVEL Noel Callow	7	68.4	0:11.07	1:10.92 [2] (0:13.93)	0:56.99 [10] (0:11.08)	0:45.91 [9] (0:11.51)	0:34.40 [9] (0:11.59)	0:22.81 [7] (0:11.07)	0:11.74 [5] (0:11.74)	0.06L	0:34.40	-3	
3	12 MISS EMMA James Orman	1	68.8	0:10.90	1:11.13 [3] (0:13.58)	0:57.55 [7] (0:10.90)	0:46.65 [3] (0:11.71)	0:34.94 [5] (0:11.76)	0:23.18 [5] (0:11.18)	0:12.00 [3] (0:12.00)	1.34L	0:34.94	-1	
4	14 TREASURER Dan McGillivray	10	69.1	0:10.90	1:11.33 [4] (0:13.40)	0:57.93 [2] (0:10.90)	0:47.03 [1] (0:11.57)	0:35.46 [1] (0:11.77)	0:23.69 [2] (0:11.34)	0:12.35 [2] (0:12.35)	2.48L	0:35.46	+0	
5	3 STRAPPARSI Jasper Franklin	2	69.3	0:11.00	1:11.34 [5] (0:13.52)	0:57.82 [5] (0:11.00)	0:46.82 [5] (0:11.59)	0:35.23 [3] (0:11.66)	0:23.57 [3] (0:11.37)	0:12.20 [4] (0:12.20)	2.56L	0:35.23	+0	
6	6 TALANA Jake Molloy	3	68.4	0:11.07	1:11.59 [6] (0:13.73)	0:57.86 [8] (0:11.07)	0:46.79 [8] (0:11.56)	0:35.23 [7] (0:11.70)	0:23.53 [6] (0:11.48)	0:12.05 [6] (0:12.05)	4.02L	0:35.23	+0	
7	17 PINK CASHMERE Cody Collis	6	68.1	0:11.18	1:11.59 [7] (0:13.85)	0:57.74 [9] (0:11.18)	0:46.56 [10] (0:11.63)	0:34.93 [10] (0:11.79)	0:23.14 [10] (0:11.23)	0:11.91 [7] (0:11.91)	4.04L	0:34.93	-1	
8	10 MISS TAMBO Ryan Maloney	8	68.7	0:10.96	1:11.81 [8] (0:14.25)	0:57.56 [11] (0:10.96)	0:46.60 [11] (0:11.67)	0:34.93 [11] (0:11.77)	0:23.16 [11] (0:11.16)	0:12.00 [10] (0:12.00)	5.31L	0:34.93	+0	
9	16 DEALING'S DONE Trudy Thornton	11	68.5	0:11.07	1:12.25 [9] (0:13.41)	0:58.84 [3] (0:11.07)	0:47.77 [4] (0:11.64)	0:36.13 [4] (0:11.77)	0:24.36 [4] (0:11.85)	0:12.51 [8] (0:12.51)	7.92L	0:36.13	+3	
10	11 SALT LAKE BETTY Robbie Dolan	5	67.7	0:11.17	1:12.38 [10] (0:13.56)	0:58.82 [6] (0:11.17)	0:47.65 [6] (0:11.59)	0:36.06 [6] (0:11.80)	0:24.26 [8] (0:11.69)	0:12.57 [9] (0:12.57)	8.66L	0:36.06	+6	

Scratched: Snow Boum (#13), Tellez (#4), Ain't She Lovely (#5), Baltray (#7), Brocky (#1), Runwiththetide (#2)

[] Ranking at each section and finish
 -:-:- No data available at this section
 NA No data available

SCN Saddle cloth number
 DNF Did not finish
 DNT Did not track



Doomben QLD Professional
Race 8: Insurebuild BM65 Handicap - 1200m
16 October 2024 - 16:54



BRISBANE
RACING CLUB

Track Rating: Soft 5, Weather: Overcast, Rail Position: +10.5m Entire

Section		Overall	1000m	800m	600m	400m	200m	Last 600m					
Field Times		1:10.91 (0:13.39)	0:57.52 (0:10.91)	0:46.61 (0:11.57)	0:35.04 (0:11.76)	0:23.28 (0:11.29)	0:11.99 (0:11.99)	0:35.04					
Rank	TAB Horse/Jockey	Barrier	Top Speed [km/h]	Fastest Section									
11	9 KEMI ZABI Emily Lang	4	69.1 Overall	0:11.23 1000m	1:12.40 [11] (0:13.50)	0:58.90 [4] (0:11.23)	0:47.67 [7] (0:11.66)	0:36.01 [8] (0:11.88)	0:24.13 [9] (0:11.57)	0:12.56 [11] (0:12.56)	8.77L	0:36.01	+4

Scratched: Snow Boum (#13), Tellez (#4), Ain't She Lovely (#5), Baltray (#7), Brocky (#1), Runwiththetide (#2)

[] Ranking at each section and finish
 -:-:- No data available at this section
 NA No data available

SCN Saddle cloth number
 DNF Did not finish
 DNT Did not track



Horse/Jockey Name	Miss Bayles
Final Rank	1
Fastest Section Time (Section)	0:10.91 (1000m)
Top Speed [km/h] (Section)	70.1 (Overall)
Race State	Finished



Doomben QLD Professional

Race 8: Insurebuild BM65 Handicap - 1200m

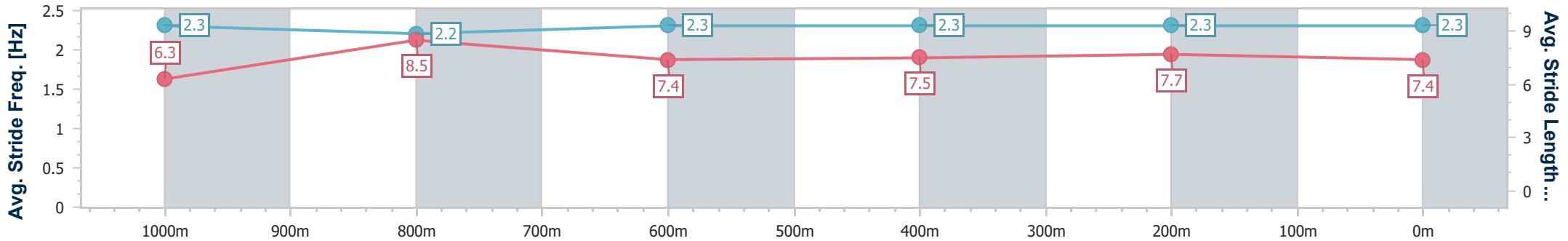
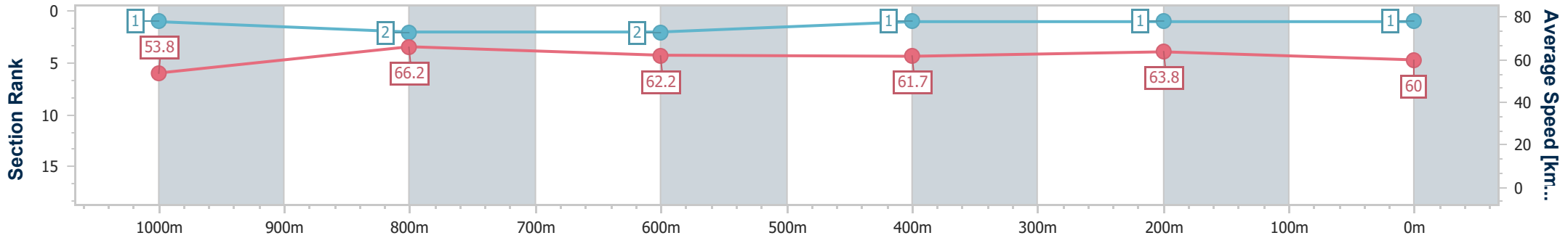
16 October 2024 - 16:54

Track Rating: Soft 5, Weather: Overcast, Rail Position: +10.5m Entire



BRISBANE RACING CLUB

Section	Overall	1000m	800m	600m	400m	200m
Section Times	1:10.91 [1] (0:13.39)	0:57.52 [1] (0:10.91)	0:46.61 [2] (0:11.64)	0:34.97 [2] (0:11.69)	0:23.28 [1] (0:11.29)	0:11.99 [1] (0:11.99)
Average Speed [km/h]	53.8	66.2	62.2	61.7	63.8	60.0
Top Speed [km/h]	70.1	69.9	63.7	63.0	64.3	63.3
Avg. Dist. to Rail [m]	7.1	1.7	0.9	0.4	0.5	1.9
Avg. Stride Freq. [Hz]	2.3	2.2	2.3	2.3	2.3	2.3
Avg. Stride Length [m]	6.3	8.5	7.4	7.5	7.7	7.4



- [] Ranking at each section and finish
- .-.- No data available at this section
- NA No data available



Horse/Jockey Name	I Am A Marvel
Final Rank	2
Fastest Section Time (Section)	0:11.07 (400m)
Top Speed [km/h] (Section)	68.4 (Overall)
Race State	Finished



Doomben QLD Professional

Race 8: Insurebuild BM65 Handicap - 1200m

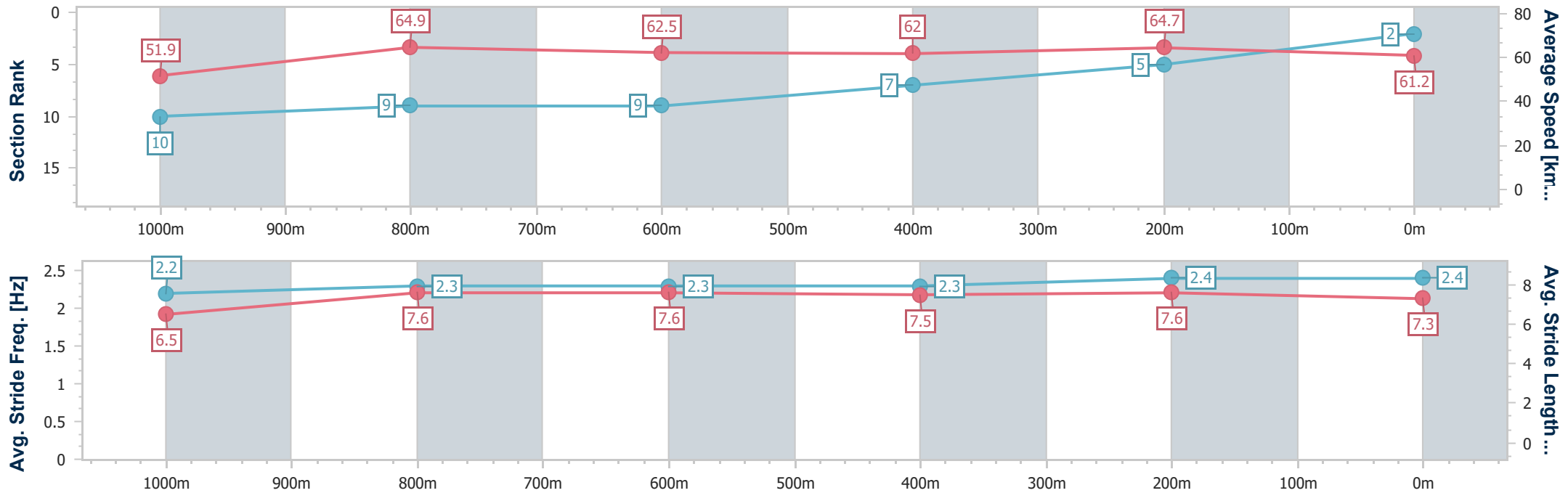
16 October 2024 - 16:54

Track Rating: Soft 5, Weather: Overcast, Rail Position: +10.5m Entire



BRISBANE RACING CLUB

Section	Overall	1000m	800m	600m	400m	200m
Section Times	1:10.92 [2] (0:13.93)	0:56.99 [10] (0:11.08)	0:45.91 [9] (0:11.51)	0:34.40 [9] (0:11.59)	0:22.81 [7] (0:11.07)	0:11.74 [5] (0:11.74)
Average Speed [km/h]	51.9	64.9	62.5	62.0	64.7	61.2
Top Speed [km/h]	68.4	68.3	62.9	63.2	66.3	64.4
Avg. Dist. to Rail [m]	5.0	0.4	0.2	0.7	0.9	1.3
Avg. Stride Freq. [Hz]	2.2	2.3	2.3	2.3	2.4	2.4
Avg. Stride Length [m]	6.5	7.6	7.6	7.5	7.6	7.3



- [] Ranking at each section and finish
- .-.- No data available at this section
- NA No data available



Horse/Jockey Name	Miss Emma
Final Rank	3
Fastest Section Time (Section)	0:10.90 (1000m)
Top Speed [km/h] (Section)	68.8 (1000m)
Race State	Finished



Doomben QLD Professional

Race 8: Insurebuild BM65 Handicap - 1200m

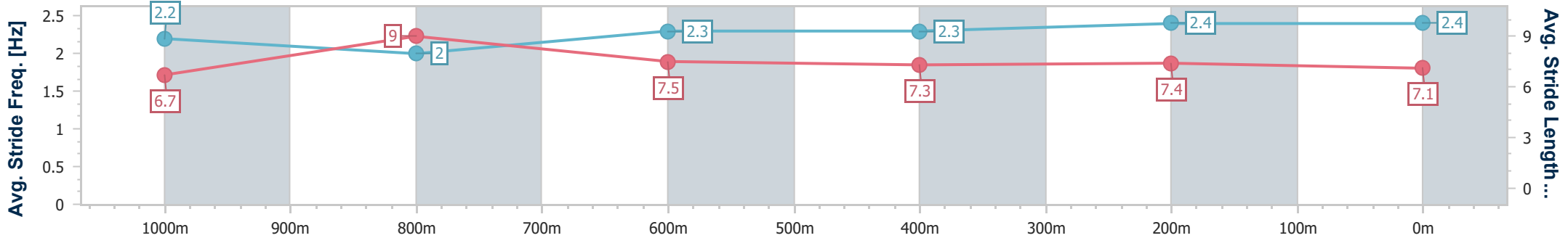
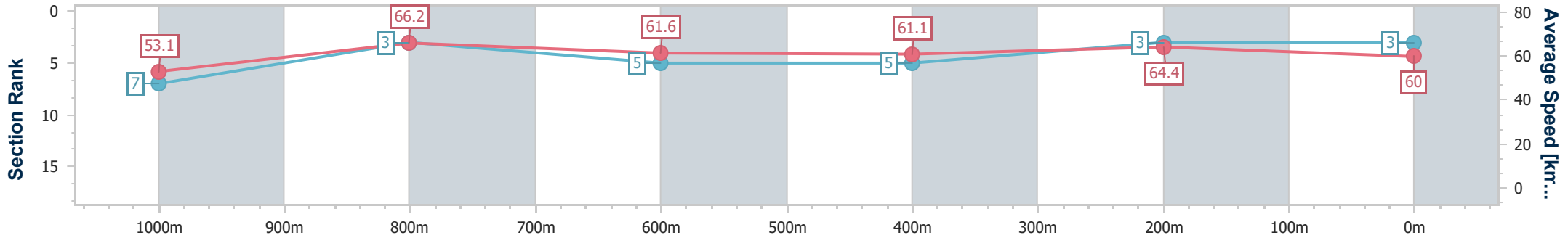
16 October 2024 - 16:54

Track Rating: Soft 5, Weather: Overcast, Rail Position: +10.5m Entire



BRISBANE RACING CLUB

Section	Overall	1000m	800m	600m	400m	200m
Section Times	1:11.13 [3] (0:13.58)	0:57.55 [7] (0:10.90)	0:46.65 [3] (0:11.71)	0:34.94 [5] (0:11.76)	0:23.18 [5] (0:11.18)	0:12.00 [3] (0:12.00)
Average Speed [km/h]	53.1	66.2	61.6	61.1	64.4	60.0
Top Speed [km/h]	68.8	68.8	62.3	61.9	66.8	64.2
Avg. Dist. to Rail [m]	1.4	0.5	0.5	0.3	1.8	3.9
Avg. Stride Freq. [Hz]	2.2	2.0	2.3	2.3	2.4	2.4
Avg. Stride Length [m]	6.7	9.0	7.5	7.3	7.4	7.1



- [] Ranking at each section and finish
- .-.- No data available at this section
- NA No data available



Horse/Jockey Name	Treasurer
Final Rank	4
Fastest Section Time (Section)	0:10.90 (1000m)
Top Speed [km/h] (Section)	69.1 (Overall)
Race State	Finished



Doomben QLD Professional

Race 8: Insurebuild BM65 Handicap - 1200m

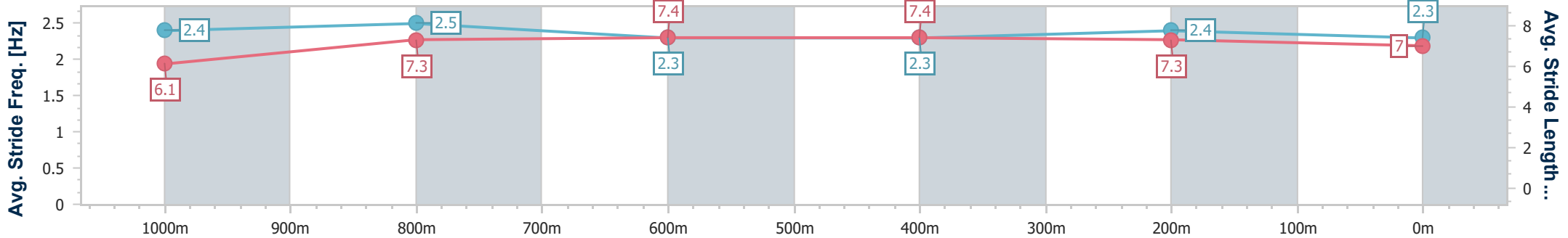
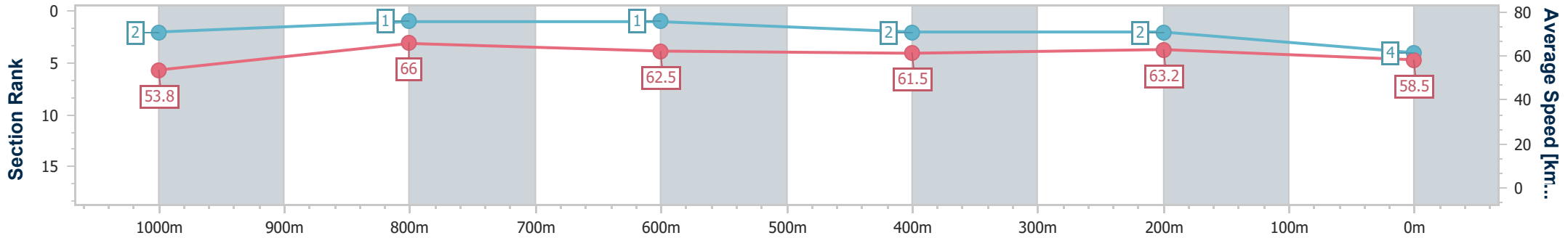
16 October 2024 - 16:54

Track Rating: Soft 5, Weather: Overcast, Rail Position: +10.5m Entire



BRISBANE RACING CLUB

Section	Overall	1000m	800m	600m	400m	200m
Section Times	1:11.33 [4] (0:13.40)	0:57.93 [2] (0:10.90)	0:47.03 [1] (0:11.57)	0:35.46 [1] (0:11.77)	0:23.69 [2] (0:11.34)	0:12.35 [2] (0:12.35)
Average Speed [km/h]	53.8	66.0	62.5	61.5	63.2	58.5
Top Speed [km/h]	69.1	68.6	64.4	62.5	64.4	62.4
Avg. Dist. to Rail [m]	7.1	1.2	0.8	0.8	1.1	2.7
Avg. Stride Freq. [Hz]	2.4	2.5	2.3	2.3	2.4	2.3
Avg. Stride Length [m]	6.1	7.3	7.4	7.4	7.3	7.0



- [] Ranking at each section and finish
- .-.- No data available at this section
- NA No data available



Horse/Jockey Name	Strapparsi
Final Rank	5
Fastest Section Time (Section)	0:11.00 (1000m)
Top Speed [km/h] (Section)	69.3 (1000m)
Race State	Finished



Doomben QLD Professional

Race 8: Insurebuild BM65 Handicap - 1200m

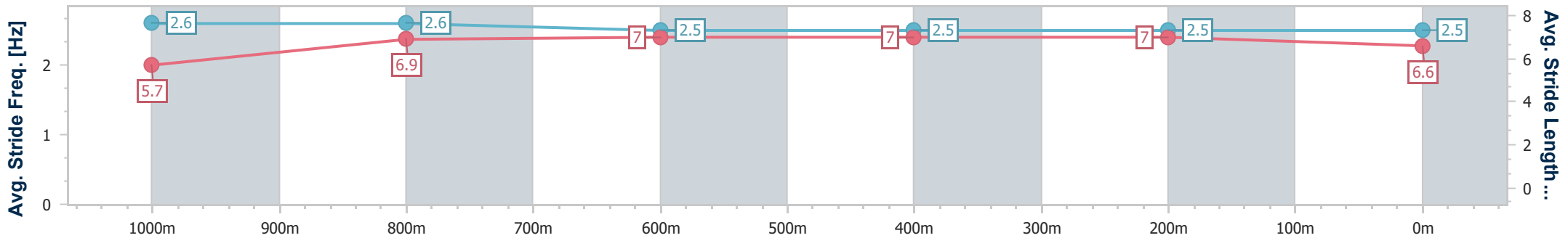
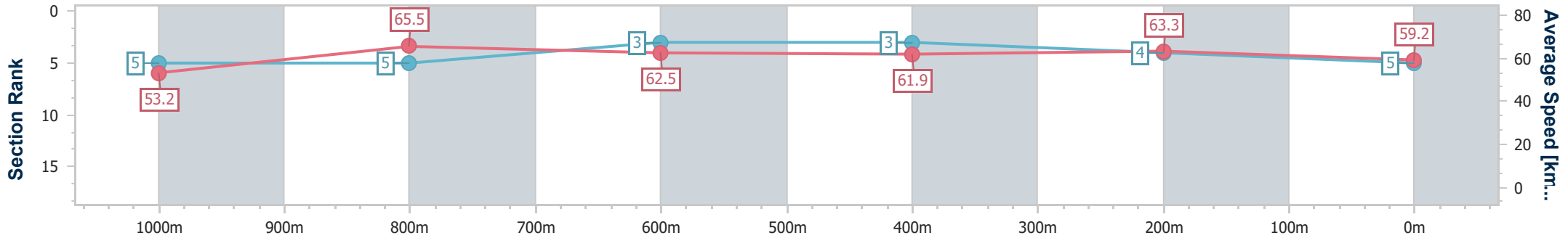
16 October 2024 - 16:54

Track Rating: Soft 5, Weather: Overcast, Rail Position: +10.5m Entire



BRISBANE RACING CLUB

Section	Overall	1000m	800m	600m	400m	200m
Section Times	1:11.34 [5] (0:13.52)	0:57.82 [5] (0:11.00)	0:46.82 [5] (0:11.59)	0:35.23 [3] (0:11.66)	0:23.57 [3] (0:11.37)	0:12.20 [4] (0:12.20)
Average Speed [km/h]	53.2	65.5	62.5	61.9	63.3	59.2
Top Speed [km/h]	68.9	69.3	63.1	63.1	65.3	63.5
Avg. Dist. to Rail [m]	1.6	0.7	1.1	0.5	1.9	4.8
Avg. Stride Freq. [Hz]	2.6	2.6	2.5	2.5	2.5	2.5
Avg. Stride Length [m]	5.7	6.9	7.0	7.0	7.0	6.6



- [] Ranking at each section and finish
- .-.- No data available at this section
- NA No data available



Horse/Jockey Name	Talana
Final Rank	6
Fastest Section Time (Section)	0:11.07 (1000m)
Top Speed [km/h] (Section)	68.4 (1000m)
Race State	Finished



Doomben QLD Professional

Race 8: Insurebuild BM65 Handicap - 1200m

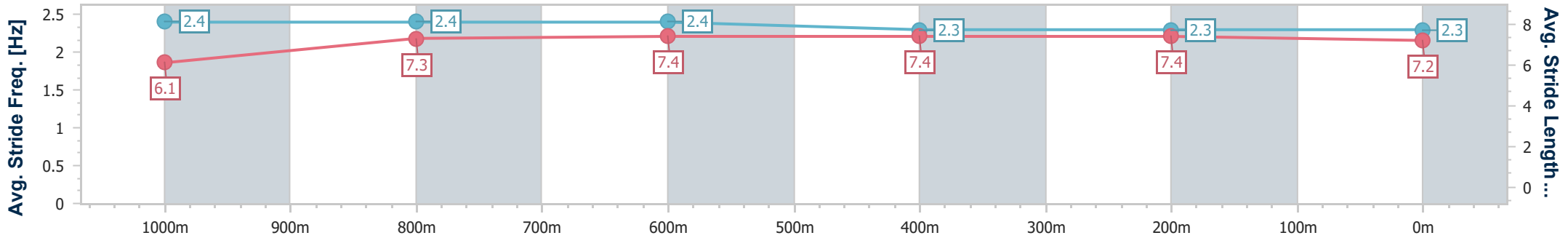
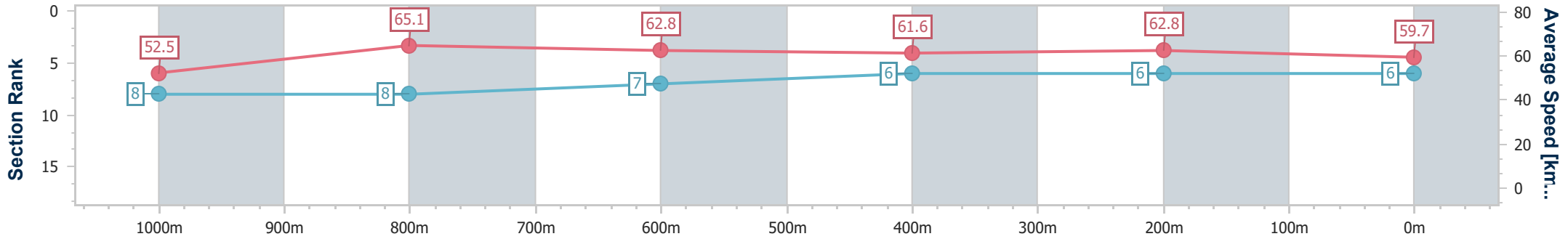
16 October 2024 - 16:54

Track Rating: Soft 5, Weather: Overcast, Rail Position: +10.5m Entire



BRISBANE RACING CLUB

Section	Overall	1000m	800m	600m	400m	200m
Section Times	1:11.59 [6] (0:13.73)	0:57.86 [8] (0:11.07)	0:46.79 [8] (0:11.56)	0:35.23 [7] (0:11.70)	0:23.53 [6] (0:11.48)	0:12.05 [6] (0:12.05)
Average Speed [km/h]	52.5	65.1	62.8	61.6	62.8	59.7
Top Speed [km/h]	67.8	68.4	63.5	62.4	63.8	62.5
Avg. Dist. to Rail [m]	2.5	1.4	1.3	0.5	0.9	1.9
Avg. Stride Freq. [Hz]	2.4	2.4	2.4	2.3	2.3	2.3
Avg. Stride Length [m]	6.1	7.3	7.4	7.4	7.4	7.2



- [] Ranking at each section and finish
- .-.- No data available at this section
- NA No data available



Horse/Jockey Name	Pink Cashmere
Final Rank	7
Fastest Section Time (Section)	0:11.18 (1000m)
Top Speed [km/h] (Section)	68.1 (1000m)
Race State	Finished



Doomben QLD Professional

Race 8: Insurebuild BM65 Handicap - 1200m

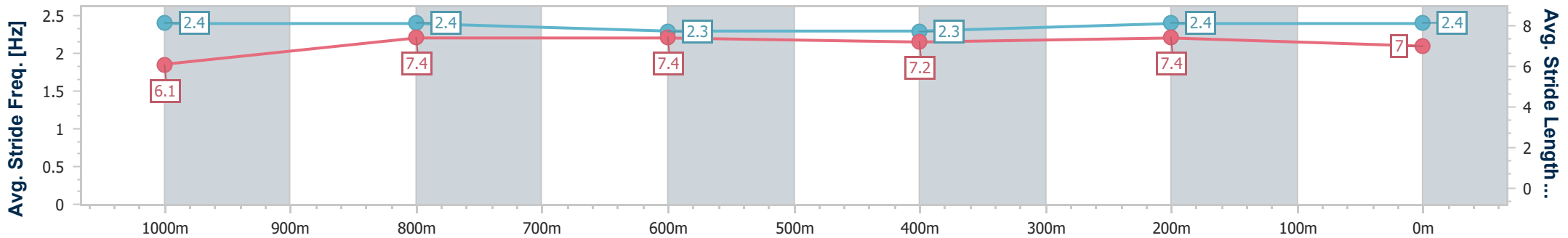
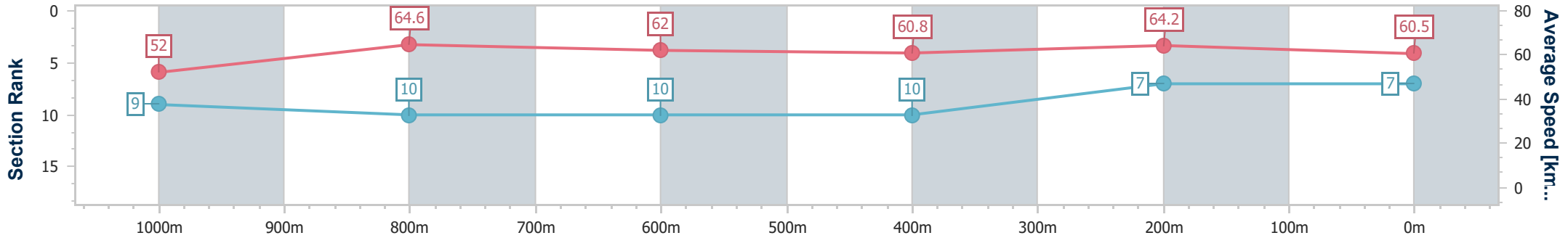
16 October 2024 - 16:54

Track Rating: Soft 5, Weather: Overcast, Rail Position: +10.5m Entire



BRISBANE RACING CLUB

Section	Overall	1000m	800m	600m	400m	200m
Section Times	1:11.59 [7] (0:13.85)	0:57.74 [9] (0:11.18)	0:46.56 [10] (0:11.63)	0:34.93 [10] (0:11.79)	0:23.14 [10] (0:11.23)	0:11.91 [7] (0:11.91)
Average Speed [km/h]	52.0	64.6	62.0	60.8	64.2	60.5
Top Speed [km/h]	67.0	68.1	63.1	61.8	66.2	62.0
Avg. Dist. to Rail [m]	5.3	1.7	0.2	0.4	1.1	1.2
Avg. Stride Freq. [Hz]	2.4	2.4	2.3	2.3	2.4	2.4
Avg. Stride Length [m]	6.1	7.4	7.4	7.2	7.4	7.0



- [] Ranking at each section and finish
- .-.- No data available at this section
- NA No data available



Horse/Jockey Name	Miss Tambo
Final Rank	8
Fastest Section Time (Section)	0:10.96 (1000m)
Top Speed [km/h] (Section)	68.7 (1000m)
Race State	Finished



Doomben QLD Professional

Race 8: Insurebuild BM65 Handicap - 1200m

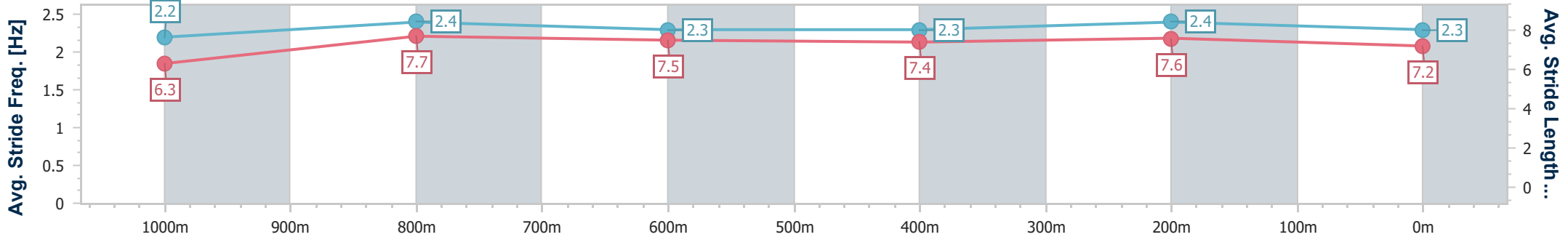
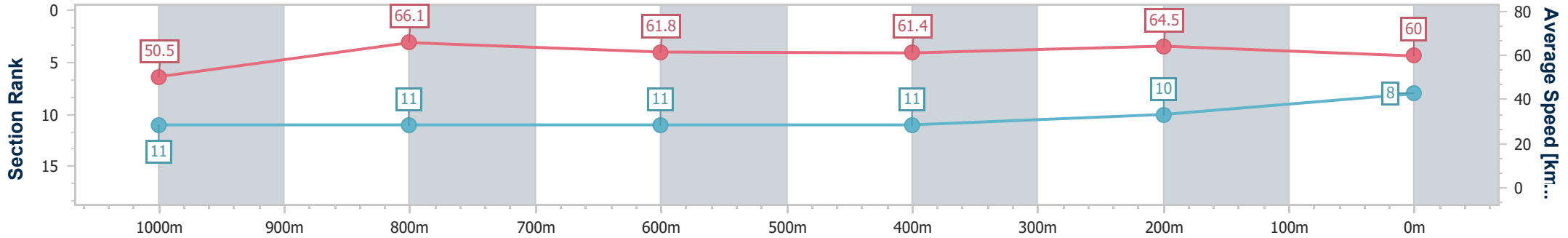
16 October 2024 - 16:54

Track Rating: Soft 5, Weather: Overcast, Rail Position: +10.5m Entire



BRISBANE RACING CLUB

Section	Overall	1000m	800m	600m	400m	200m
Section Times	1:11.81 [8] (0:14.25)	0:57.56 [11] (0:10.96)	0:46.60 [11] (0:11.67)	0:34.93 [11] (0:11.77)	0:23.16 [11] (0:11.16)	0:12.00 [10] (0:12.00)
Average Speed [km/h]	50.5	66.1	61.8	61.4	64.5	60.0
Top Speed [km/h]	67.6	68.7	62.9	63.0	66.2	64.7
Avg. Dist. to Rail [m]	4.6	0.9	0.8	0.9	0.6	0.9
Avg. Stride Freq. [Hz]	2.2	2.4	2.3	2.3	2.4	2.3
Avg. Stride Length [m]	6.3	7.7	7.5	7.4	7.6	7.2



- [] Ranking at each section and finish
- .-.- No data available at this section
- NA No data available



Horse/Jockey Name	Dealing's Done
Final Rank	9
Fastest Section Time (Section)	0:11.07 (1000m)
Top Speed [km/h] (Section)	68.5 (1000m)
Race State	Finished



Doomben QLD Professional

Race 8: Insurebuild BM65 Handicap - 1200m

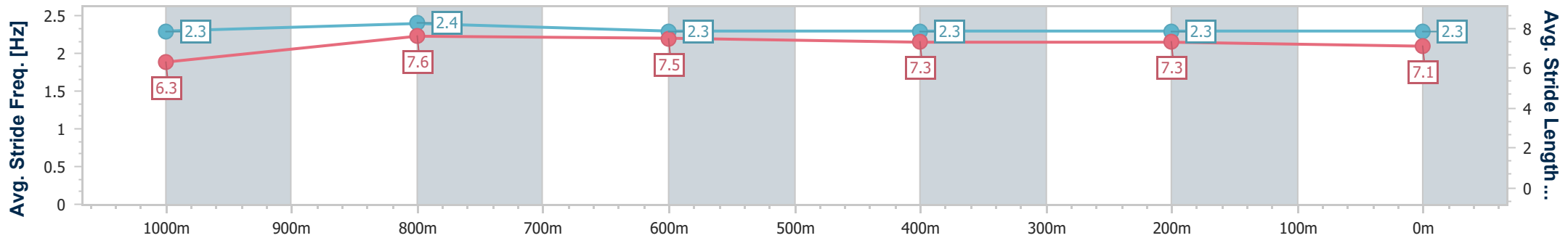
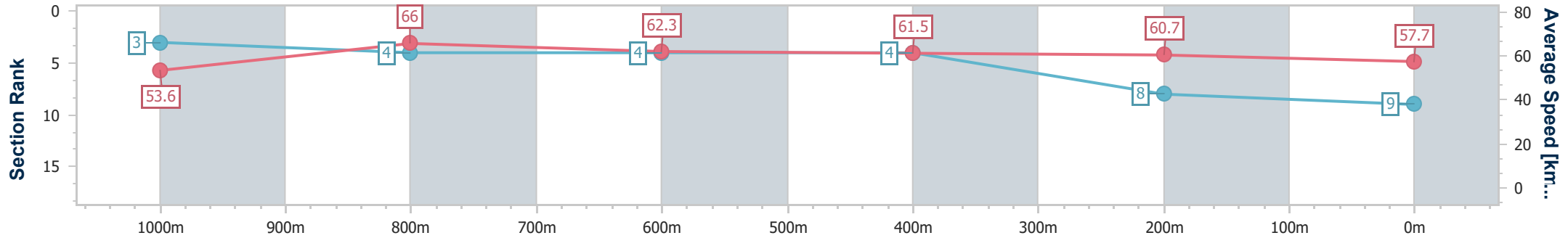
16 October 2024 - 16:54

Track Rating: Soft 5, Weather: Overcast, Rail Position: +10.5m Entire



BRISBANE RACING CLUB

Section	Overall	1000m	800m	600m	400m	200m
Section Times	1:12.25 [9] (0:13.41)	0:58.84 [3] (0:11.07)	0:47.77 [4] (0:11.64)	0:36.13 [4] (0:11.77)	0:24.36 [4] (0:11.85)	0:12.51 [8] (0:12.51)
Average Speed [km/h]	53.6	66.0	62.3	61.5	60.7	57.7
Top Speed [km/h]	68.3	68.5	63.0	62.8	61.8	59.6
Avg. Dist. to Rail [m]	8.2	3.9	2.0	0.8	0.9	0.9
Avg. Stride Freq. [Hz]	2.3	2.4	2.3	2.3	2.3	2.3
Avg. Stride Length [m]	6.3	7.6	7.5	7.3	7.3	7.1



- [] Ranking at each section and finish
- .-.- No data available at this section
- NA No data available



Horse/Jockey Name	Salt Lake Betty
Final Rank	10
Fastest Section Time (Section)	0:11.17 (1000m)
Top Speed [km/h] (Section)	67.7 (1000m)
Race State	Finished



Doomben QLD Professional

Race 8: Insurebuild BM65 Handicap - 1200m

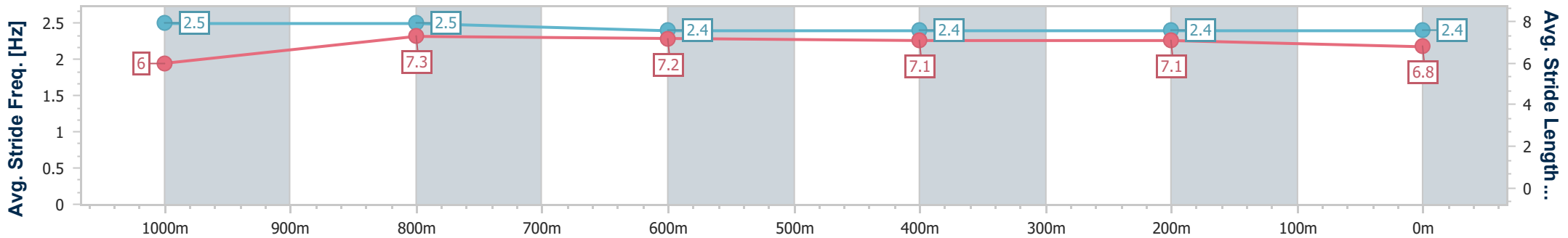
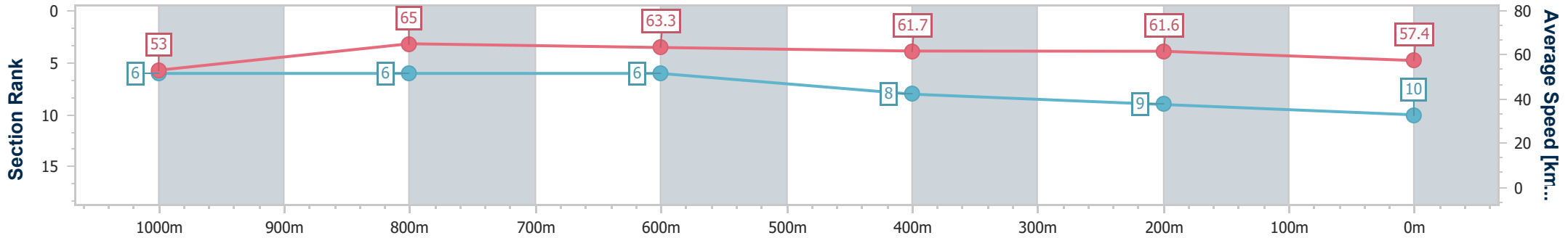
16 October 2024 - 16:54

Track Rating: Soft 5, Weather: Overcast, Rail Position: +10.5m Entire



BRISBANE RACING CLUB

Section	Overall	1000m	800m	600m	400m	200m
Section Times	1:12.38 [10] (0:13.56)	0:58.82 [6] (0:11.17)	0:47.65 [6] (0:11.59)	0:36.06 [6] (0:11.80)	0:24.26 [8] (0:11.69)	0:12.57 [9] (0:12.57)
Average Speed [km/h]	53.0	65.0	63.3	61.7	61.6	57.4
Top Speed [km/h]	66.9	67.7	64.1	62.5	63.3	61.7
Avg. Dist. to Rail [m]	4.6	2.8	3.4	2.1	3.1	3.2
Avg. Stride Freq. [Hz]	2.5	2.5	2.4	2.4	2.4	2.4
Avg. Stride Length [m]	6.0	7.3	7.2	7.1	7.1	6.8



- [] Ranking at each section and finish
- .-.- No data available at this section
- NA No data available



Horse/Jockey Name	Kemi Zabi
Final Rank	11
Fastest Section Time (Section)	0:11.23 (1000m)
Top Speed [km/h] (Section)	69.1 (Overall)
Race State	Finished



Doomben QLD Professional

Race 8: Insurebuild BM65 Handicap - 1200m

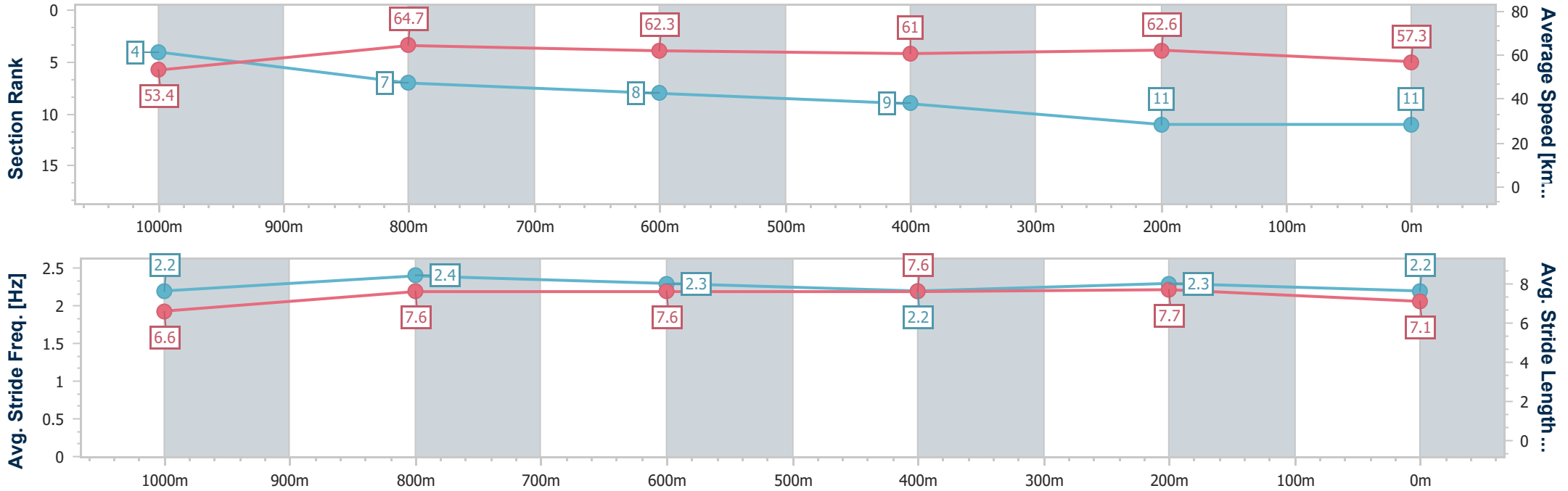
16 October 2024 - 16:54

Track Rating: Soft 5, Weather: Overcast, Rail Position: +10.5m Entire



BRISBANE RACING CLUB

Section	Overall	1000m	800m	600m	400m	200m
Section Times	1:12.40 [11] (0:13.50)	0:58.90 [4] (0:11.23)	0:47.67 [7] (0:11.66)	0:36.01 [8] (0:11.88)	0:24.13 [9] (0:11.57)	0:12.56 [11] (0:12.56)
Average Speed [km/h]	53.4	64.7	62.3	61.0	62.6	57.3
Top Speed [km/h]	69.1	69.0	63.3	61.9	63.8	61.3
Avg. Dist. to Rail [m]	2.8	2.3	1.7	1.7	3.4	5.5
Avg. Stride Freq. [Hz]	2.2	2.4	2.3	2.2	2.3	2.2
Avg. Stride Length [m]	6.6	7.6	7.6	7.6	7.7	7.1



- [] Ranking at each section and finish
- .-.- No data available at this section
- NA No data available