



# Townsville QLD Professional

## Race 8: Ladbrokes Racing Club BM58 Handicap - 1400m



13 October 2024 - 16:50

Track Rating: Good 4, Weather: Fine, Rail Position: +5.5m W/Post-1000m, +2.5m Remainder

Section		Overall	1200m	1000m	800m	600m	400m	Last 600m				
Field Times		1:22.60 (0:13.97)	1:08.63 (0:10.67)	0:57.96 (0:10.83)	0:47.13 (0:10.96)	0:36.17 (0:11.35)	0:24.82 (0:12.04)	0:36.17				
Rank	TAB Horse/Jockey	Barrier	Top Speed [km/h]	Fastest Section							Distance Travelled [m]	
1	10 CINQUE TERRE Lacey Morrison	15	68.3 800m	0:10.84 800m	1:22.60 [1] (0:14.66)	1:07.94 [7] (0:10.88)	0:57.06 [7] (0:10.86)	0:46.20 [7] (0:10.84)	0:35.36 [7] (0:11.15)	0:24.21 [4] (0:11.61)	0:35.36	
2	13 STRATHCONA Jason Taylor	6	69.6 1200m	0:10.70 1200m	1:22.73 [2] (0:14.51)	1:08.22 [6] (0:10.70)	0:57.52 [5] (0:10.90)	0:46.62 [6] (0:11.01)	0:35.61 [6] (0:11.47)	0:24.14 [7] (0:11.57)	0:35.61	+2
3	2 READY TO PARDON Ryan Wiggins	7	68.7 Overall	0:10.67 1200m	1:22.82 [3] (0:13.97)	1:08.85 [1] (0:10.67)	0:58.18 [1] (0:10.83)	0:47.35 [1] (0:10.96)	0:36.39 [1] (0:11.35)	0:25.04 [1] (0:12.04)	0:36.39	-5
4	1 LIDDER VALLEY Tyler Leslight	3	67.9 1200m	0:10.78 1200m	1:22.95 [4] (0:14.48)	1:08.47 [5] (0:10.78)	0:57.69 [6] (0:10.80)	0:46.89 [5] (0:10.94)	0:35.95 [5] (0:11.46)	0:24.49 [5] (0:11.86)	0:35.95	-5
5	3 SHIPS AHOY Scott Sheargold	2	67.8 1200m	0:10.69 1200m	1:23.03 [5] (0:14.25)	1:08.78 [3] (0:10.69)	0:58.09 [3] (0:10.79)	0:47.30 [2] (0:11.02)	0:36.28 [3] (0:11.42)	0:24.86 [2] (0:11.98)	0:36.28	-4
6	11 ELLEVES Chris Whiteley	14	67.2 800m	0:10.84 1200m	1:23.07 [6] (0:14.77)	1:08.30 [8] (0:10.84)	0:57.46 [8] (0:10.91)	0:46.55 [8] (0:10.91)	0:35.64 [8] (0:11.38)	0:24.26 [8] (0:11.82)	0:35.64	-3
7	14 PROSPETTIVA Jackson Murphy	10	68.3 800m	0:10.82 800m	1:23.11 [7] (0:14.98)	1:08.13 [10] (0:10.98)	0:57.15 [10] (0:10.88)	0:46.27 [10] (0:10.82)	0:35.45 [9] (0:11.33)	0:24.12 [9] (0:11.73)	0:35.45	-3
8	6 DELUXE LEGEND Jenna Edwards	8	69.7 Overall	0:10.71 1200m	1:23.58 [8] (0:14.14)	1:09.44 [2] (0:10.71)	0:58.73 [2] (0:11.03)	0:47.70 [4] (0:10.97)	0:36.73 [4] (0:11.64)	0:25.09 [6] (0:12.09)	0:36.73	+1
9	8 SPECIALTIE Ashley Butler	1	68.3 1200m	0:10.70 1200m	1:23.65 [9] (0:14.29)	1:09.36 [4] (0:10.70)	0:58.66 [4] (0:10.80)	0:47.86 [3] (0:10.91)	0:36.95 [2] (0:11.52)	0:25.43 [3] (0:12.18)	0:36.95	-7
10	7 RELEASE LE MISSILE Graham Kliese	4	67.6 800m	0:10.98 1200m	1:23.85 [10] (0:14.85)	1:09.00 [9] (0:10.98)	0:58.02 [9] (0:10.98)	0:47.04 [9] (0:11.02)	0:36.02 [10] (0:11.56)	0:24.46 [11] (0:11.80)	0:36.02	-3

Scratched: Call Me Hilton (#15), Costner (#5), Set The Sails (#4)

[ ] Ranking at each section and finish  
 -:-:- No data available at this section  
 NA No data available

SCN Saddle cloth number  
 DNF Did not finish  
 DNT Did not track



# Townsville QLD Professional

## Race 8: Ladbrokes Racing Club BM58 Handicap - 1400m

13 October 2024 - 16:50



Track Rating: Good 4, Weather: Fine, Rail Position: +5.5m W/Post-1000m, +2.5m Remainder

Section		Overall	1200m	1000m	800m	600m	400m	Last 600m
Field Times		1:22.60 (0:13.97)	1:08.63 (0:10.67)	0:57.96 (0:10.83)	0:47.13 (0:10.96)	0:36.17 (0:11.35)	0:24.82 (0:12.04)	0:36.17

Rank	TAB	Horse/Jockey	Barrier	Top Speed [km/h]	Fastest Section	Overall	1200m	1000m	800m	600m	400m	Last 600m	Distance Travelled [m]
11	12	ZOUHOPE Denicious Smith	5	67.1 800m	0:10.84 800m	1:24.56 [11] (0:15.15)	1:09.41 [12] (0:11.02)	0:58.39 [12] (0:11.04)	0:47.35 [12] (0:10.84)	0:36.51 [12] (0:11.55)	0:24.96 [12] (0:11.99)	0:36.51	-7
12	9	TRIGGERIFIC Chelsea Jokic	9	67.8 800m	0:10.85 800m	1:25.12 [12] (0:15.11)	1:10.01 [11] (0:10.95)	0:59.06 [11] (0:11.00)	0:48.06 [11] (0:10.85)	0:37.21 [11] (0:11.48)	0:25.73 [10] (0:12.08)	0:37.21	-1

Scratched: Call Me Hilton (#15), Costner (#5), Set The Sails (#4)



# Townsville QLD Professional

## Race 8: Ladbrokes Racing Club BM58 Handicap - 1400m



13 October 2024 - 16:50

Track Rating: Good 4, Weather: Fine, Rail Position: +5.5m W/Post-1000m, +2.5m Remainder

Section				200m				Last 600m	
Field Times				0:12.78				0:36.17	
				(0:12.78)					
Rank	TAB	Horse/Jockey	Barrier	Top Speed [km/h]	Fastest Section	Margin			Distance Travelled [m]
1	10	<b>CINQUE TERRE</b> Lacey Morrison	15	68.3 800m	0:10.84 800m	0:12.60 [2] (0:12.60)	1:22.60		0:35.36
2	13	<b>STRATHCONA</b> Jason Taylor	6	69.6 1200m	0:10.70 1200m	0:12.57 [4] (0:12.57)	0.79L		0:35.61 +2
3	2	<b>READY TO PARDON</b> Ryan Wiggins	7	68.7 Overall	0:10.67 1200m	0:13.00 [1] (0:13.00)	1.3L		0:36.39 -5
4	1	<b>LIDDER VALLEY</b> Tyler Leslight	3	67.9 1200m	0:10.78 1200m	0:12.63 [5] (0:12.63)	2.06L		0:35.95 -5
5	3	<b>SHIPS AHOY</b> Scott Sheargold	2	67.8 1200m	0:10.69 1200m	0:12.88 [3] (0:12.88)	2.55L		0:36.28 -4
6	11	<b>ELLEVES</b> Chris Whiteley	14	67.2 800m	0:10.84 1200m	0:12.44 [8] (0:12.44)	2.76L		0:35.64 -3
7	14	<b>PROSPETTIVA</b> Jackson Murphy	10	68.3 800m	0:10.82 800m	0:12.39 [9] (0:12.39)	2.98L		0:35.45 -3
8	6	<b>DELUXE LEGEND</b> Jenna Edwards	8	69.7 Overall	0:10.71 1200m	0:13.00 [7] (0:13.00)	5.79L		0:36.73 +1
9	8	<b>SPECIALTIE</b> Ashley Butler	1	68.3 1200m	0:10.70 1200m	0:13.25 [6] (0:13.25)	6.19L		0:36.95 -7
10	7	<b>RELEASE LE MISSILE</b> Graham Kliese	4	67.6 800m	0:10.98 1200m	0:12.66 [10] (0:12.66)	7.39L		0:36.02 -3

Scratched: Call Me Hilton (#15), Costner (#5), Set The Sails (#4)

[ ] Ranking at each section and finish  
 -:-:- No data available at this section  
 NA No data available

SCN Saddle cloth number  
 DNF Did not finish  
 DNT Did not track



**Townsville QLD Professional**  
**Race 8: Ladbrokes Racing Club BM58 Handicap - 1400m**  
**13 October 2024 - 16:50**



Track Rating: Good 4, Weather: Fine, Rail Position: +5.5m W/Post-1000m, +2.5m Remainder

Section				200m				Last 600m		
Field Times				0:12.78 (0:12.78)				0:36.17		
Rank	TAB	Horse/Jockey	Barrier	Top Speed [km/h]	Fastest Section	Margin			Distance Travelled [m]	
11	12	ZOUHOPE	5	67.1	0:10.84	0:12.97 [12]	11.56L		0:36.51	-7
		Denicious Smith		800m	800m	(0:12.97)				
12	9	TRIGGERIFIC	9	67.8	0:10.85	0:13.65 [11]	14.85L		0:37.21	-1
		Chelsea Jokic		800m	800m	(0:13.65)				

Scratched: Call Me Hilton (#15), Costner (#5), Set The Sails (#4)

- [ ] Ranking at each section and finish
- :--:- No data available at this section
- NA No data available

- SCN Saddle cloth number
- DNF Did not finish
- DNT Did not track



Horse/Jockey Name	Cinque Terre
Final Rank	1
Fastest Section Time (Section)	0:10.84 (800m)
Top Speed [km/h] (Section)	68.3 (800m)
Race State	Finished



Townsville QLD Professional

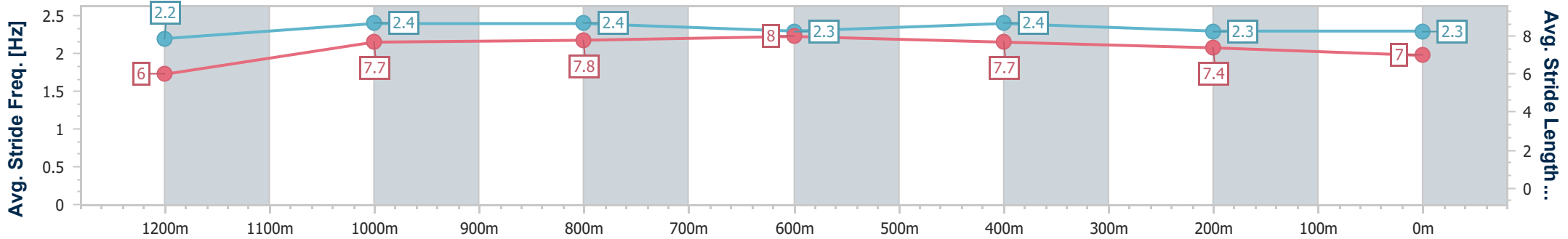
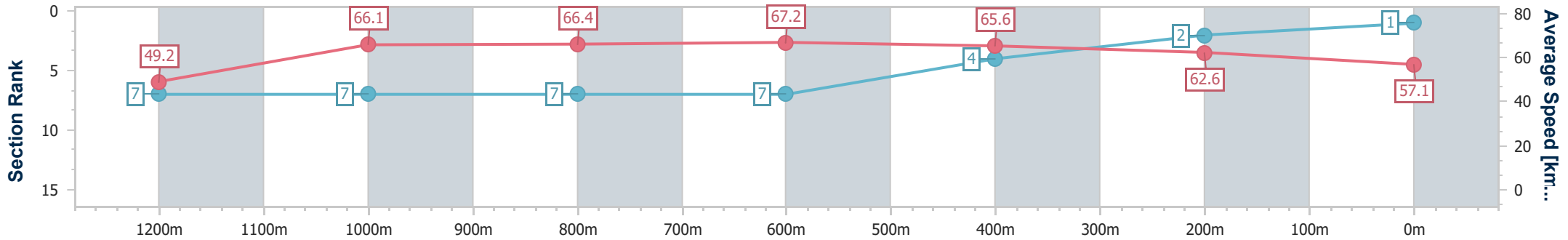
Race 8: Ladbrokes Racing Club BM58 Handicap - 1400m

13 October 2024 - 16:50

Track Rating: Good 4, Weather: Fine, Rail Position: +5.5m W/Post-1000m, +2.5m Remainder



Section	Overall	1200m	1000m	800m	600m	400m	200m
Section Times	1:22.60 [1] (0:14.66)	1:07.94 [7] (0:10.88)	0:57.06 [7] (0:10.86)	0:46.20 [7] (0:10.84)	0:35.36 [7] (0:11.15)	0:24.21 [4] (0:11.61)	0:12.60 [2] (0:12.60)
Average Speed [km/h]	49.2	66.1	66.4	67.2	65.6	62.6	57.1
Top Speed [km/h]	66.2	66.8	67.8	68.3	67.2	64.1	60.8
Avg. Dist. to Rail [m]	9.3	1.4	1.1	2.6	3.3	4.5	4.8
Avg. Stride Freq. [Hz]	2.2	2.4	2.4	2.3	2.4	2.3	2.3
Avg. Stride Length [m]	6.0	7.7	7.8	8.0	7.7	7.4	7.0



- [ ] Ranking at each section and finish
- .-.- No data available at this section
- NA No data available



Horse/Jockey Name	Strathcona
Final Rank	2
Fastest Section Time (Section)	0:10.70 (1200m)
Top Speed [km/h] (Section)	69.6 (1200m)
Race State	Finished



### Townsville QLD Professional

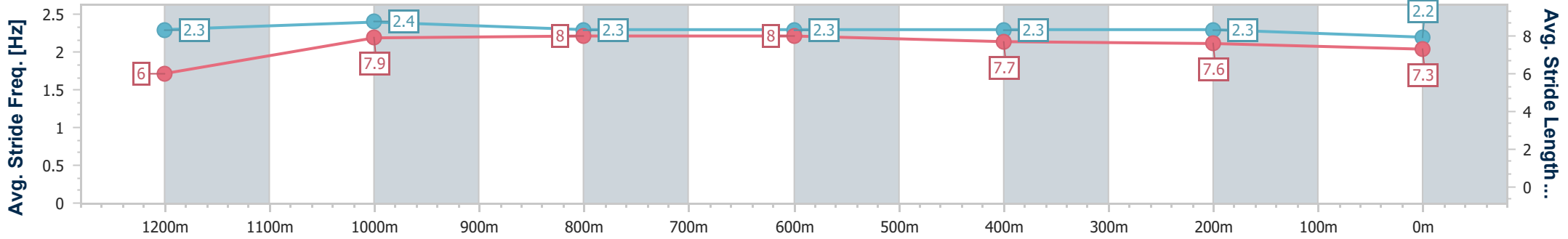
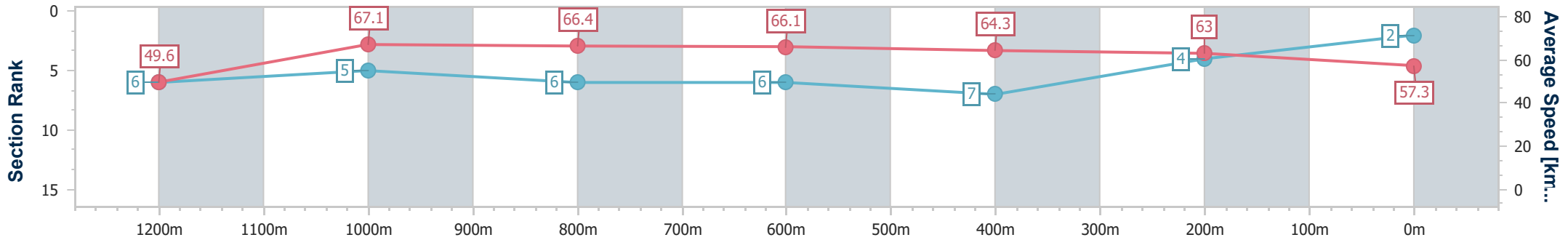
Race 8: Ladbrokes Racing Club BM58 Handicap - 1400m

13 October 2024 - 16:50

Track Rating: Good 4, Weather: Fine, Rail Position: +5.5m W/Post-1000m, +2.5m Remainder



Section	Overall	1200m	1000m	800m	600m	400m	200m
Section Times	1:22.73 [2] (0:14.51)	1:08.22 [6] (0:10.70)	0:57.52 [5] (0:10.90)	0:46.62 [6] (0:11.01)	0:35.61 [6] (0:11.47)	0:24.14 [7] (0:11.57)	0:12.57 [4] (0:12.57)
Average Speed [km/h]	49.6	67.1	66.4	66.1	64.3	63.0	57.3
Top Speed [km/h]	67.6	69.6	67.9	67.0	65.7	64.9	60.8
Avg. Dist. to Rail [m]	5.3	1.1	1.2	2.5	4.9	7.2	7.2
Avg. Stride Freq. [Hz]	2.3	2.4	2.3	2.3	2.3	2.3	2.2
Avg. Stride Length [m]	6.0	7.9	8.0	8.0	7.7	7.6	7.3



- [ ] Ranking at each section and finish
- .-.- No data available at this section
- NA No data available



Horse/Jockey Name	Ready To Pardon
Final Rank	3
Fastest Section Time (Section)	0:10.67 (1200m)
Top Speed [km/h] (Section)	68.7 (Overall)
Race State	Finished



Townsville QLD Professional

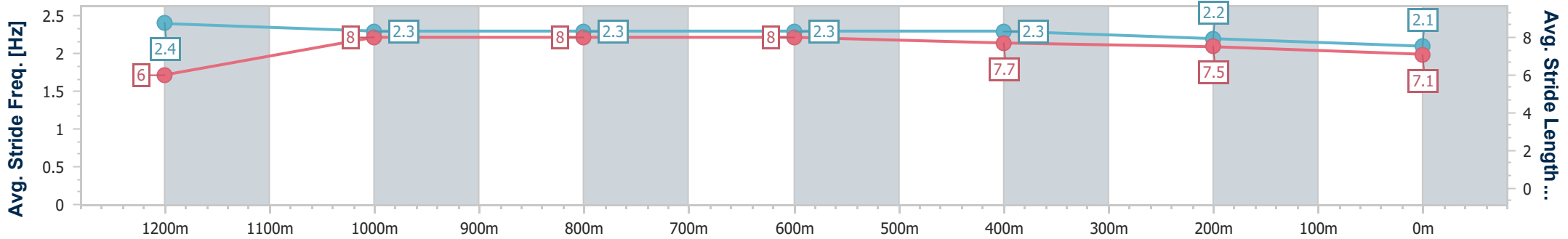
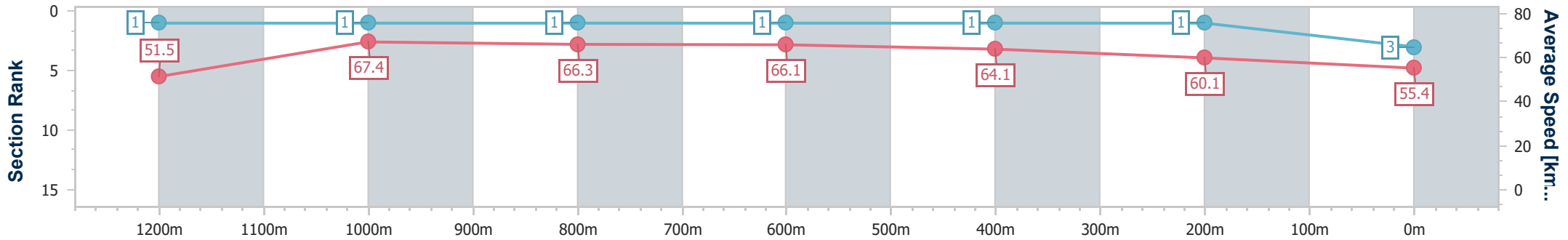
Race 8: Ladbrokes Racing Club BM58 Handicap - 1400m

13 October 2024 - 16:50

Track Rating: Good 4, Weather: Fine, Rail Position: +5.5m W/Post-1000m, +2.5m Remainder



Section	Overall	1200m	1000m	800m	600m	400m	200m
Section Times	1:22.82 [3] (0:13.97)	1:08.85 [1] (0:10.67)	0:58.18 [1] (0:10.83)	0:47.35 [1] (0:10.96)	0:36.39 [1] (0:11.35)	0:25.04 [1] (0:12.04)	0:13.00 [1] (0:13.00)
Average Speed [km/h]	51.5	67.4	66.3	66.1	64.1	60.1	55.4
Top Speed [km/h]	68.7	68.3	67.1	67.1	65.4	62.3	58.5
Avg. Dist. to Rail [m]	5.6	1.4	1.2	1.4	1.9	3.3	3.8
Avg. Stride Freq. [Hz]	2.4	2.3	2.3	2.3	2.3	2.2	2.1
Avg. Stride Length [m]	6.0	8.0	8.0	8.0	7.7	7.5	7.1



- [ ] Ranking at each section and finish
- .-.- No data available at this section
- NA No data available



Horse/Jockey Name	Lidder Valley
Final Rank	4
Fastest Section Time (Section)	0:10.78 (1200m)
Top Speed [km/h] (Section)	67.9 (1200m)
Race State	Finished



### Townsville QLD Professional

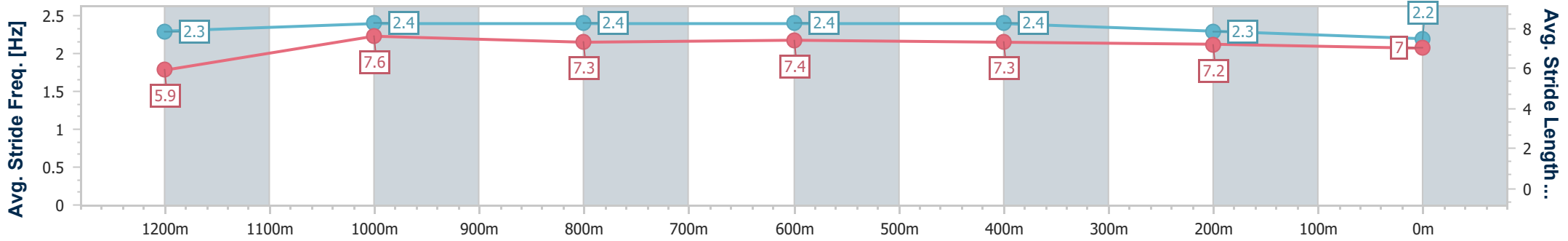
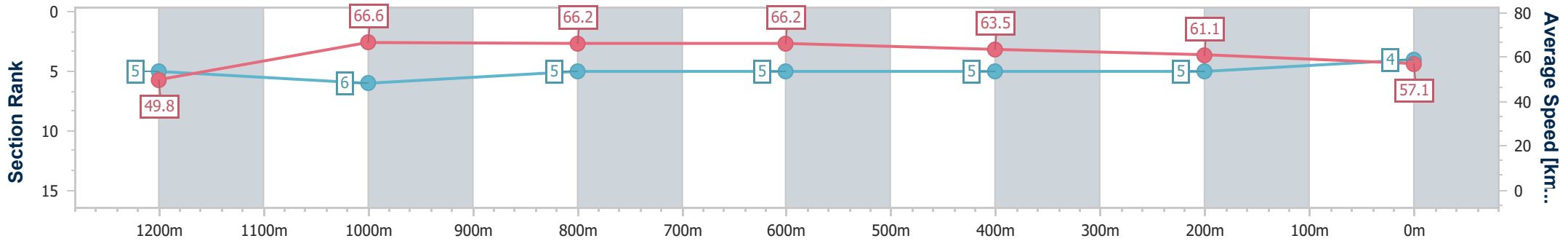
Race 8: Ladbrokes Racing Club BM58 Handicap - 1400m

13 October 2024 - 16:50

Track Rating: Good 4, Weather: Fine, Rail Position: +5.5m W/Post-1000m, +2.5m Remainder



Section	Overall	1200m	1000m	800m	600m	400m	200m
Section Times	1:22.95 [4] (0:14.48)	1:08.47 [5] (0:10.78)	0:57.69 [6] (0:10.80)	0:46.89 [5] (0:10.94)	0:35.95 [5] (0:11.46)	0:24.49 [5] (0:11.86)	0:12.63 [5] (0:12.63)
Average Speed [km/h]	49.8	66.6	66.2	66.2	63.5	61.1	57.1
Top Speed [km/h]	67.3	67.9	67.0	67.0	65.4	61.9	59.9
Avg. Dist. to Rail [m]	3.9	1.3	1.1	1.1	2.3	4.5	5.9
Avg. Stride Freq. [Hz]	2.3	2.4	2.4	2.4	2.4	2.3	2.2
Avg. Stride Length [m]	5.9	7.6	7.3	7.4	7.3	7.2	7.0



- [ ] Ranking at each section and finish
- .-.- No data available at this section
- NA No data available





Horse/Jockey Name	Ships Ahoy
Final Rank	5
Fastest Section Time (Section)	0:10.69 (1200m)
Top Speed [km/h] (Section)	67.8 (1200m)
Race State	Finished



### Townsville QLD Professional

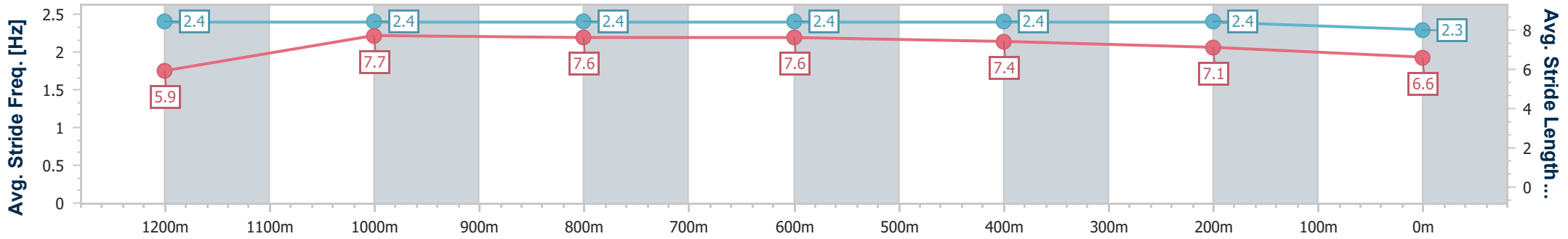
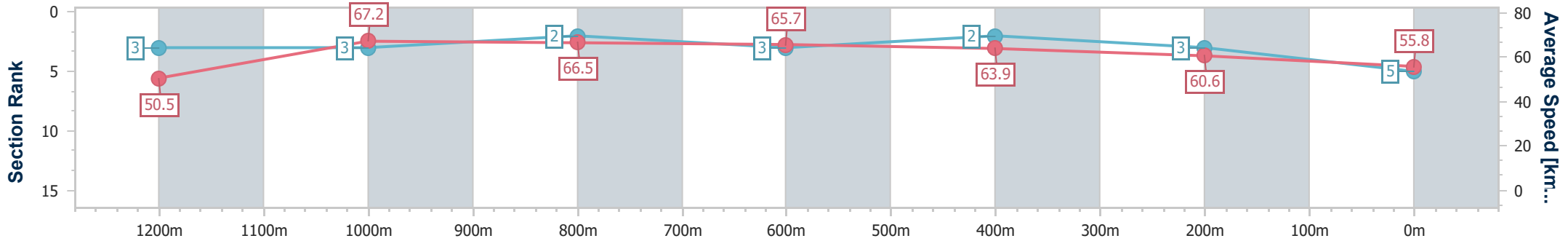
Race 8: Ladbrokes Racing Club BM58 Handicap - 1400m

13 October 2024 - 16:50

Track Rating: Good 4, Weather: Fine, Rail Position: +5.5m W/Post-1000m, +2.5m Remainder



Section	Overall	1200m	1000m	800m	600m	400m	200m
Section Times	1:23.03 [5] (0:14.25)	1:08.78 [3] (0:10.69)	0:58.09 [3] (0:10.79)	0:47.30 [2] (0:11.02)	0:36.28 [3] (0:11.42)	0:24.86 [2] (0:11.98)	0:12.88 [3] (0:12.88)
Average Speed [km/h]	50.5	67.2	66.5	65.7	63.9	60.6	55.8
Top Speed [km/h]	67.3	67.8	67.4	67.1	65.9	62.7	58.0
Avg. Dist. to Rail [m]	3.9	1.2	0.8	1.2	2.6	4.3	4.4
Avg. Stride Freq. [Hz]	2.4	2.4	2.4	2.4	2.4	2.4	2.3
Avg. Stride Length [m]	5.9	7.7	7.6	7.6	7.4	7.1	6.6



- [ ] Ranking at each section and finish
- .-.- No data available at this section
- NA No data available



Horse/Jockey Name	Elleves
Final Rank	6
Fastest Section Time (Section)	0:10.84 (1200m)
Top Speed [km/h] (Section)	67.2 (800m)
Race State	Finished



Townsville QLD Professional

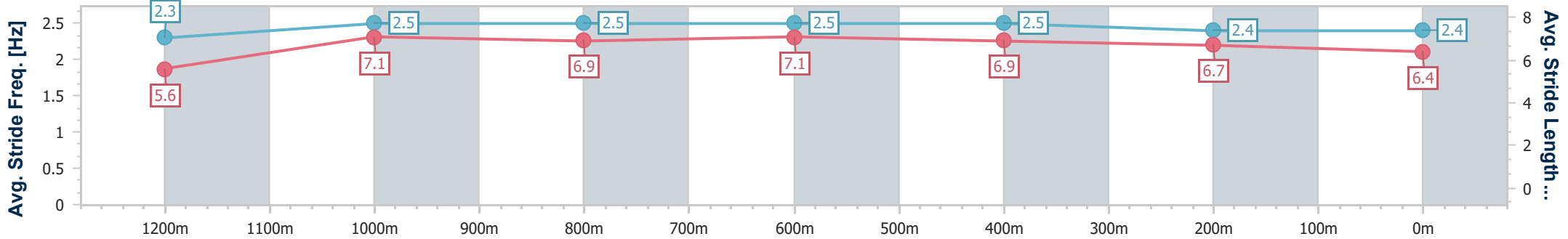
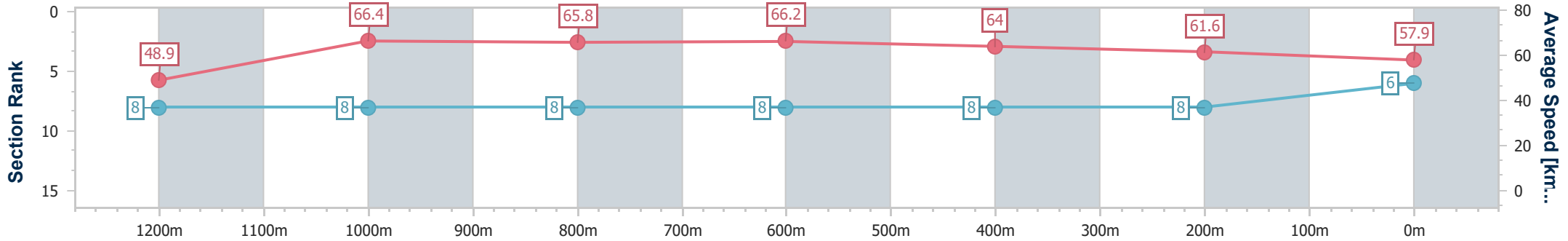
Race 8: Ladbrokes Racing Club BM58 Handicap - 1400m

13 October 2024 - 16:50

Track Rating: Good 4, Weather: Fine, Rail Position: +5.5m W/Post-1000m, +2.5m Remainder



Section	Overall	1200m	1000m	800m	600m	400m	200m
Section Times	1:23.07 [6] (0:14.77)	1:08.30 [8] (0:10.84)	0:57.46 [8] (0:10.91)	0:46.55 [8] (0:10.91)	0:35.64 [8] (0:11.38)	0:24.26 [8] (0:11.82)	0:12.44 [8] (0:12.44)
Average Speed [km/h]	48.9	66.4	65.8	66.2	64.0	61.6	57.9
Top Speed [km/h]	66.2	66.7	66.8	67.2	65.2	63.4	60.1
Avg. Dist. to Rail [m]	8.2	1.2	0.9	0.9	2.4	5.4	8.6
Avg. Stride Freq. [Hz]	2.3	2.5	2.5	2.5	2.5	2.4	2.4
Avg. Stride Length [m]	5.6	7.1	6.9	7.1	6.9	6.7	6.4



- [ ] Ranking at each section and finish
- .-.- No data available at this section
- NA No data available



Horse/Jockey Name	Prospettiva
Final Rank	7
Fastest Section Time (Section)	0:10.82 (800m)
Top Speed [km/h] (Section)	68.3 (800m)
Race State	Finished



Townsville QLD Professional

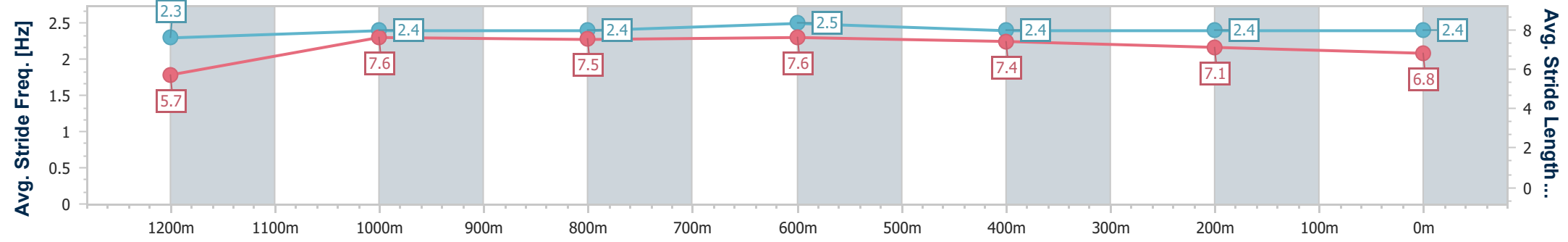
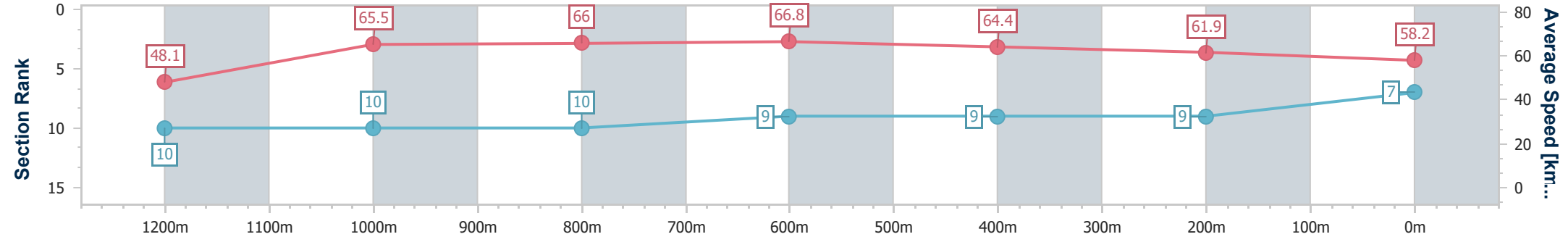
Race 8: Ladbrokes Racing Club BM58 Handicap - 1400m

13 October 2024 - 16:50

Track Rating: Good 4, Weather: Fine, Rail Position: +5.5m W/Post-1000m, +2.5m Remainder



Section	Overall	1200m	1000m	800m	600m	400m	200m
Section Times	1:23.11 [7] (0:14.98)	1:08.13 [10] (0:10.98)	0:57.15 [10] (0:10.88)	0:46.27 [10] (0:10.82)	0:35.45 [9] (0:11.33)	0:24.12 [9] (0:11.73)	0:12.39 [9] (0:12.39)
Average Speed [km/h]	48.1	65.5	66.0	66.8	64.4	61.9	58.2
Top Speed [km/h]	65.5	66.6	67.8	68.3	66.6	64.9	60.7
Avg. Dist. to Rail [m]	7.2	1.2	1.0	1.3	2.6	6.3	9.5
Avg. Stride Freq. [Hz]	2.3	2.4	2.4	2.5	2.4	2.4	2.4
Avg. Stride Length [m]	5.7	7.6	7.5	7.6	7.4	7.1	6.8



- [ ] Ranking at each section and finish
- .-.- No data available at this section
- NA No data available



Horse/Jockey Name	Deluxe Legend
Final Rank	8
Fastest Section Time (Section)	0:10.71 (1200m)
Top Speed [km/h] (Section)	69.7 (Overall)
Race State	Finished



### Townsville QLD Professional

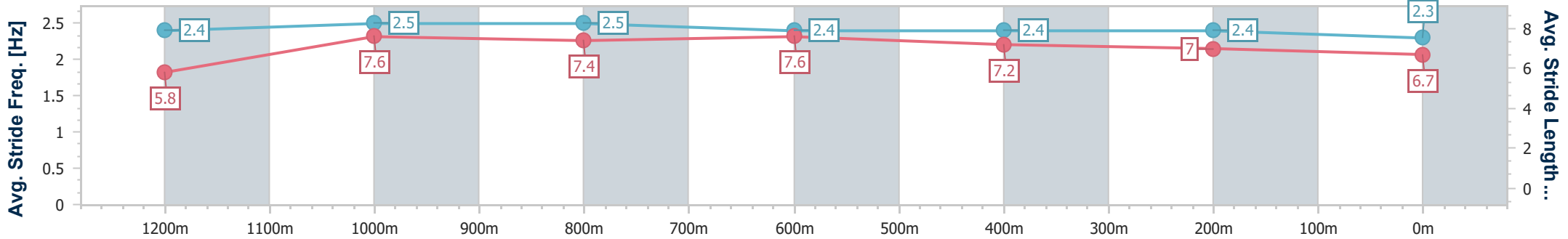
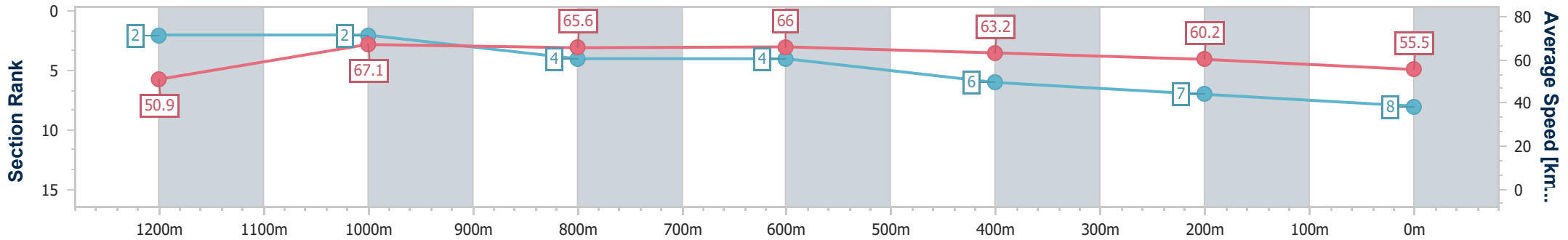
Race 8: Ladbrokes Racing Club BM58 Handicap - 1400m

13 October 2024 - 16:50

Track Rating: Good 4, Weather: Fine, Rail Position: +5.5m W/Post-1000m, +2.5m Remainder



Section	Overall	1200m	1000m	800m	600m	400m	200m
Section Times	1:23.58 [8] (0:14.14)	1:09.44 [2] (0:10.71)	0:58.73 [2] (0:11.03)	0:47.70 [4] (0:10.97)	0:36.73 [4] (0:11.64)	0:25.09 [6] (0:12.09)	0:13.00 [7] (0:13.00)
Average Speed [km/h]	50.9	67.1	65.6	66.0	63.2	60.2	55.5
Top Speed [km/h]	69.7	68.2	67.3	68.0	65.4	63.7	58.8
Avg. Dist. to Rail [m]	6.4	2.1	1.3	1.5	4.2	6.9	8.4
Avg. Stride Freq. [Hz]	2.4	2.5	2.5	2.4	2.4	2.4	2.3
Avg. Stride Length [m]	5.8	7.6	7.4	7.6	7.2	7.0	6.7



- [ ] Ranking at each section and finish
- .-.- No data available at this section
- NA No data available



Horse/Jockey Name	Specialtie
Final Rank	9
Fastest Section Time (Section)	0:10.70 (1200m)
Top Speed [km/h] (Section)	68.3 (1200m)
Race State	Finished



Townsville QLD Professional

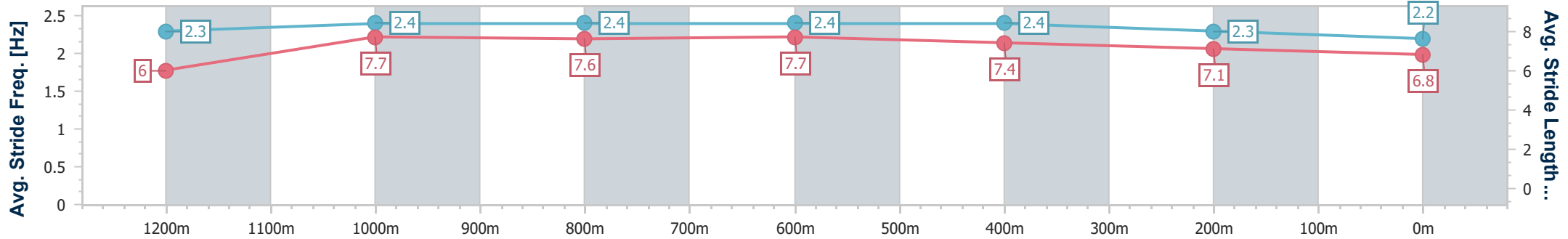
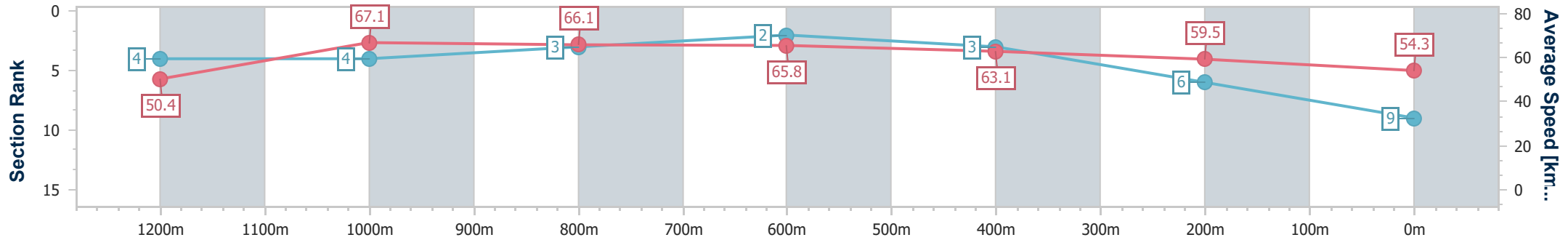
Race 8: Ladbrokes Racing Club BM58 Handicap - 1400m

13 October 2024 - 16:50

Track Rating: Good 4, Weather: Fine, Rail Position: +5.5m W/Post-1000m, +2.5m Remainder



Section	Overall	1200m	1000m	800m	600m	400m	200m
Section Times	1:23.65 [9] (0:14.29)	1:09.36 [4] (0:10.70)	0:58.66 [4] (0:10.80)	0:47.86 [3] (0:10.91)	0:36.95 [2] (0:11.52)	0:25.43 [3] (0:12.18)	0:13.25 [6] (0:13.25)
Average Speed [km/h]	50.4	67.1	66.1	65.8	63.1	59.5	54.3
Top Speed [km/h]	67.5	68.3	67.2	66.9	65.2	61.5	57.0
Avg. Dist. to Rail [m]	2.9	1.1	1.8	0.4	1.9	3.6	4.2
Avg. Stride Freq. [Hz]	2.3	2.4	2.4	2.4	2.4	2.3	2.2
Avg. Stride Length [m]	6.0	7.7	7.6	7.7	7.4	7.1	6.8



- [ ] Ranking at each section and finish
- .-.- No data available at this section
- NA No data available



Horse/Jockey Name	Release Le Missile
Final Rank	10
Fastest Section Time (Section)	0:10.98 (1200m)
Top Speed [km/h] (Section)	67.6 (800m)
Race State	Finished



### Townsville QLD Professional

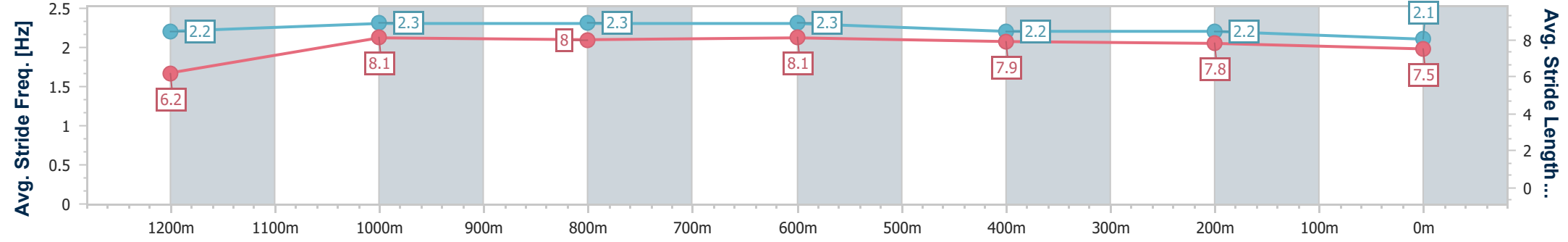
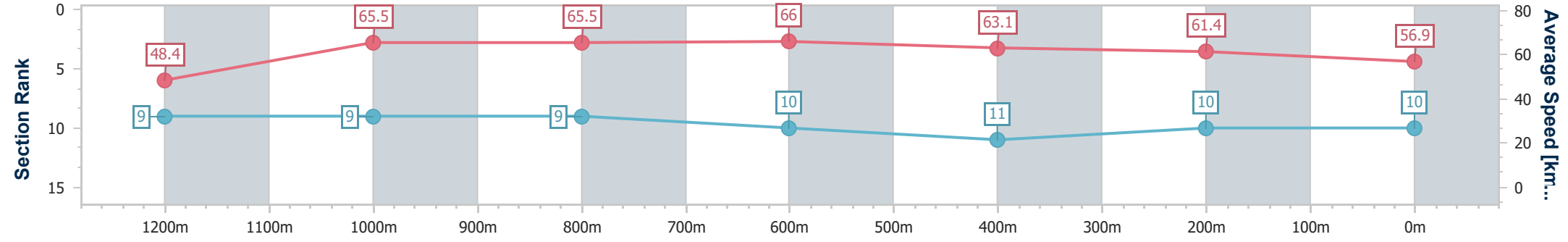
Race 8: Ladbrokes Racing Club BM58 Handicap - 1400m

13 October 2024 - 16:50

Track Rating: Good 4, Weather: Fine, Rail Position: +5.5m W/Post-1000m, +2.5m Remainder



Section	Overall	1200m	1000m	800m	600m	400m	200m
Section Times	1:23.85 [10] (0:14.85)	1:09.00 [9] (0:10.98)	0:58.02 [9] (0:10.98)	0:47.04 [9] (0:11.02)	0:36.02 [10] (0:11.56)	0:24.46 [11] (0:11.80)	0:12.66 [10] (0:12.66)
Average Speed [km/h]	48.4	65.5	65.5	66.0	63.1	61.4	56.9
Top Speed [km/h]	66.1	66.2	67.1	67.6	64.3	62.4	60.2
Avg. Dist. to Rail [m]	4.3	1.1	1.1	2.3	2.6	3.9	5.7
Avg. Stride Freq. [Hz]	2.2	2.3	2.3	2.3	2.2	2.2	2.1
Avg. Stride Length [m]	6.2	8.1	8.0	8.1	7.9	7.8	7.5



- [ ] Ranking at each section and finish
- .-.- No data available at this section
- NA No data available



Horse/Jockey Name	Zouhope
Final Rank	11
Fastest Section Time (Section)	0:10.84 (800m)
Top Speed [km/h] (Section)	67.1 (800m)
Race State	Finished



### Townsville QLD Professional

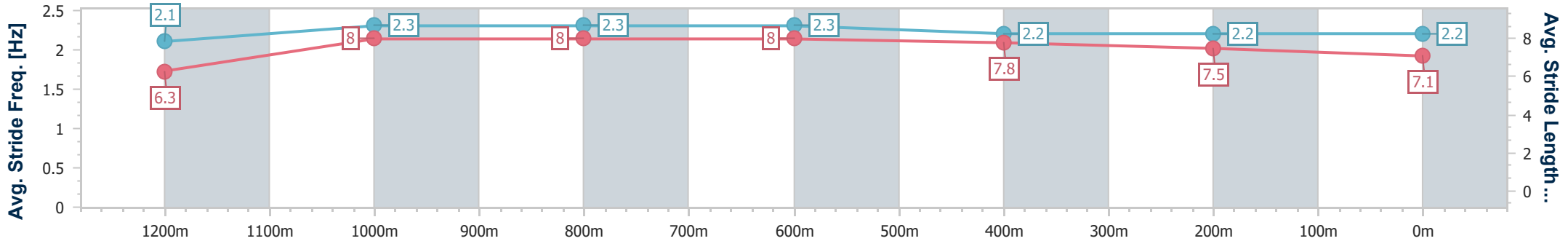
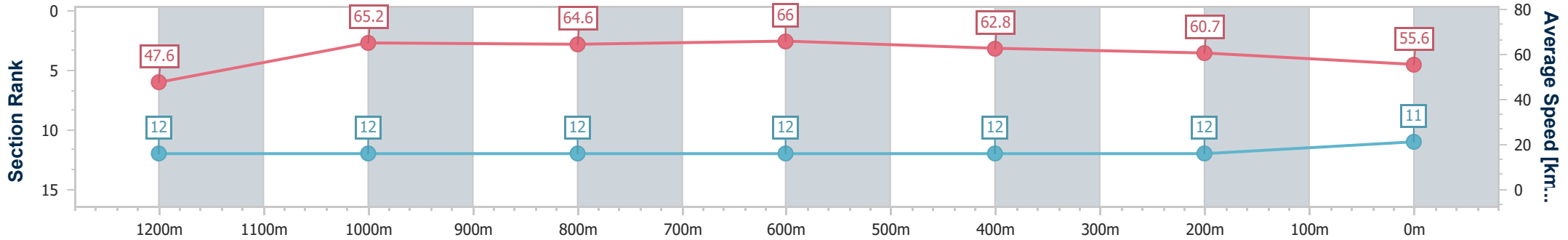
Race 8: Ladbrokes Racing Club BM58 Handicap - 1400m

13 October 2024 - 16:50

Track Rating: Good 4, Weather: Fine, Rail Position: +5.5m W/Post-1000m, +2.5m Remainder



Section	Overall	1200m	1000m	800m	600m	400m	200m
Section Times	1:24.56 [11] (0:15.15)	1:09.41 [12] (0:11.02)	0:58.39 [12] (0:11.04)	0:47.35 [12] (0:10.84)	0:36.51 [12] (0:11.55)	0:24.96 [12] (0:11.99)	0:12.97 [12] (0:12.97)
Average Speed [km/h]	47.6	65.2	64.6	66.0	62.8	60.7	55.6
Top Speed [km/h]	65.6	66.1	66.4	67.1	64.9	61.7	58.9
Avg. Dist. to Rail [m]	6.2	2.1	1.7	1.3	1.9	7.0	8.5
Avg. Stride Freq. [Hz]	2.1	2.3	2.3	2.3	2.2	2.2	2.2
Avg. Stride Length [m]	6.3	8.0	8.0	8.0	7.8	7.5	7.1



- [ ] Ranking at each section and finish
- .-.- No data available at this section
- NA No data available



Horse/Jockey Name	Triggerific
Final Rank	12
Fastest Section Time (Section)	0:10.85 (800m)
Top Speed [km/h] (Section)	67.8 (800m)
Race State	Finished



Townsville QLD Professional

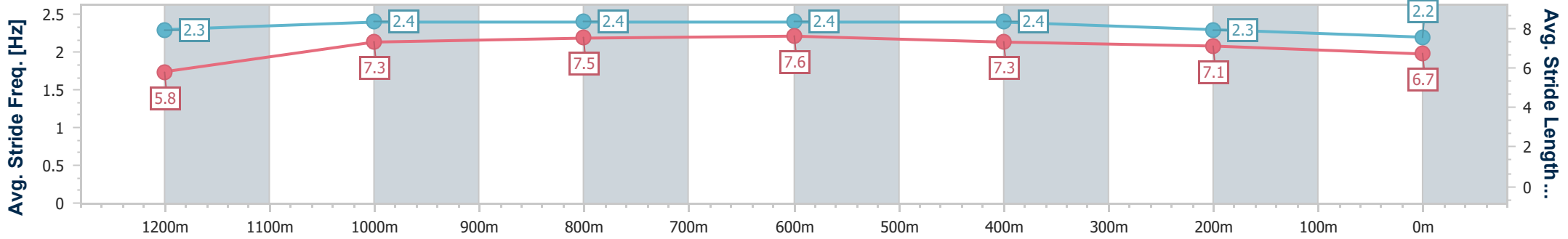
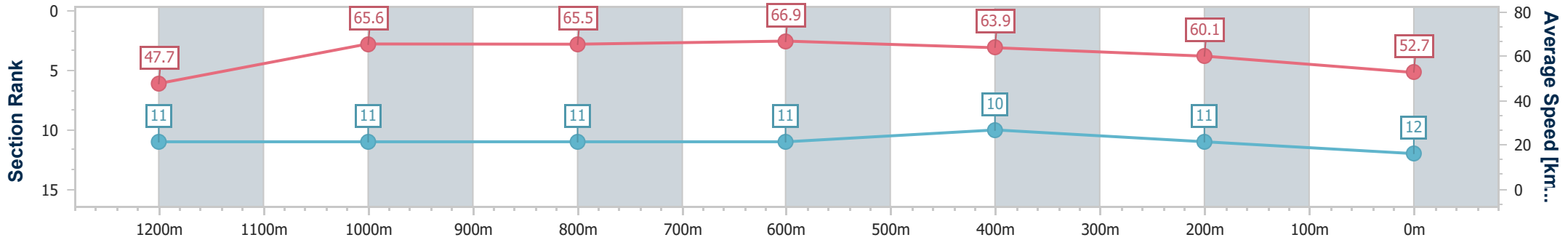
Race 8: Ladbrokes Racing Club BM58 Handicap - 1400m

13 October 2024 - 16:50

Track Rating: Good 4, Weather: Fine, Rail Position: +5.5m W/Post-1000m, +2.5m Remainder



Section	Overall	1200m	1000m	800m	600m	400m	200m
Section Times	1:25.12 [12] (0:15.11)	1:10.01 [11] (0:10.95)	0:59.06 [11] (0:11.00)	0:48.06 [11] (0:10.85)	0:37.21 [11] (0:11.48)	0:25.73 [10] (0:12.08)	0:13.65 [11] (0:13.65)
Average Speed [km/h]	47.7	65.6	65.5	66.9	63.9	60.1	52.7
Top Speed [km/h]	66.2	66.2	67.4	67.8	65.8	62.1	58.0
Avg. Dist. to Rail [m]	7.3	1.9	0.7	1.9	3.5	5.9	6.9
Avg. Stride Freq. [Hz]	2.3	2.4	2.4	2.4	2.4	2.3	2.2
Avg. Stride Length [m]	5.8	7.3	7.5	7.6	7.3	7.1	6.7



- [ ] Ranking at each section and finish
- .-.- No data available at this section
- NA No data available