



Townsville QLD Professional

Race 4: Cowboys Leagues Club BM70 Handicap - 1000m

13 October 2024 - 14:20



Track Rating: Good 4, Weather: Fine, Rail Position: +5.5m W/Post-1000m, +2.5m Remainder

Section		Overall	800m	600m	400m	200m	Last 600m					
Field Times		0:56.56 (0:13.21)	0:43.35 (0:10.38)	0:32.97 (0:10.62)	0:22.35 (0:10.92)	0:11.43 (0:11.43)	0:32.97					
Rank	TAB Horse/Jockey	Barrier	Top Speed [km/h]	Fastest Section	Margin					Distance Travelled [m]		
1	4 YOUR TOO GOOD Ashley Butler	2	70.4 800m	0:10.38 800m	0:56.56 [1] (0:13.21)	0:43.35 [1] (0:10.38)	0:32.97 [1] (0:10.62)	0:22.35 [1] (0:10.92)	0:11.43 [1] (0:11.43)	0:56.56	0:32.97	
2	8 TALONS Lacey Morrison	7	70.2 800m	0:10.38 800m	0:56.67 [2] (0:13.64)	0:43.03 [7] (0:10.38)	0:32.65 [6] (0:10.47)	0:22.18 [4] (0:10.84)	0:11.34 [2] (0:11.34)	0.64L	0:32.65	-1
3	5 LAST DITCH EFFORT Ryan Wiggins	5	70.2 Overall	0:10.47 800m	0:56.76 [3] (0:13.37)	0:43.39 [3] (0:10.47)	0:32.92 [5] (0:10.84)	0:22.08 [6] (0:10.86)	0:11.22 [6] (0:11.22)	1.16L	0:32.92	+4
4	3 RIGEL STAR Nathan Thomas	4	72.0 800m	0:10.24 800m	0:56.83 [4] (0:13.59)	0:43.24 [5] (0:10.24)	0:33.00 [4] (0:10.63)	0:22.37 [3] (0:10.92)	0:11.45 [5] (0:11.45)	1.58L	0:33.00	-3
5	7 VIBURNUM Tyler Leslight	8	71.2 800m	0:10.32 800m	0:56.94 [5] (0:13.38)	0:43.56 [4] (0:10.32)	0:33.24 [3] (0:10.80)	0:22.44 [5] (0:10.84)	0:11.60 [3] (0:11.60)	2.22L	0:33.24	+6
6	2 GOSSIP TORQUE Justin Huxtable	3	71.1 800m	0:10.24 800m	0:57.41 [6] (0:13.36)	0:44.05 [2] (0:10.24)	0:33.81 [2] (0:10.78)	0:23.03 [2] (0:10.96)	0:12.07 [4] (0:12.07)	4.95L	0:33.81	+2
7	6 STRATEGIST Jason Taylor	1	69.0 800m	0:10.51 800m	0:57.52 [7] (0:13.63)	0:43.89 [6] (0:10.51)	0:33.38 [7] (0:10.77)	0:22.61 [7] (0:11.10)	0:11.51 [7] (0:11.51)	5.59L	0:33.38	-1

Scratched: Galbalan (#1)

[] Ranking at each section and finish
 -:-:- No data available at this section
 NA No data available

SCN Saddle cloth number
 DNF Did not finish
 DNT Did not track



Horse/Jockey Name	Your Too Good
Final Rank	1
Fastest Section Time (Section)	0:10.38 (800m)
Top Speed [km/h] (Section)	70.4 (800m)
Race State	Finished



Townsville QLD Professional

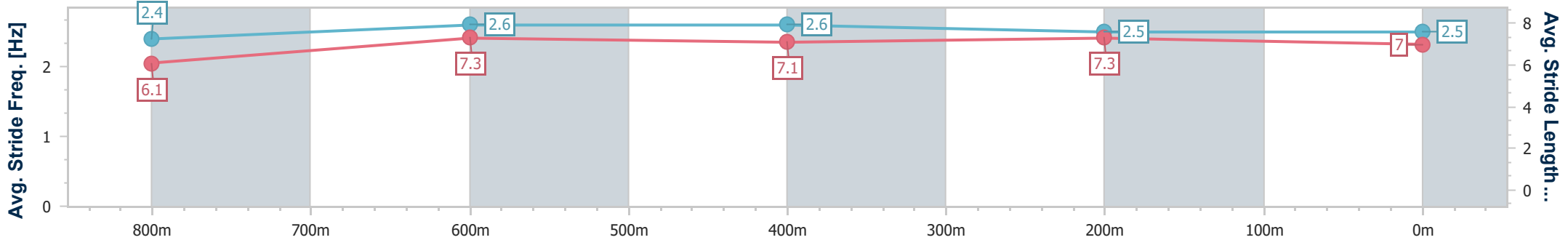
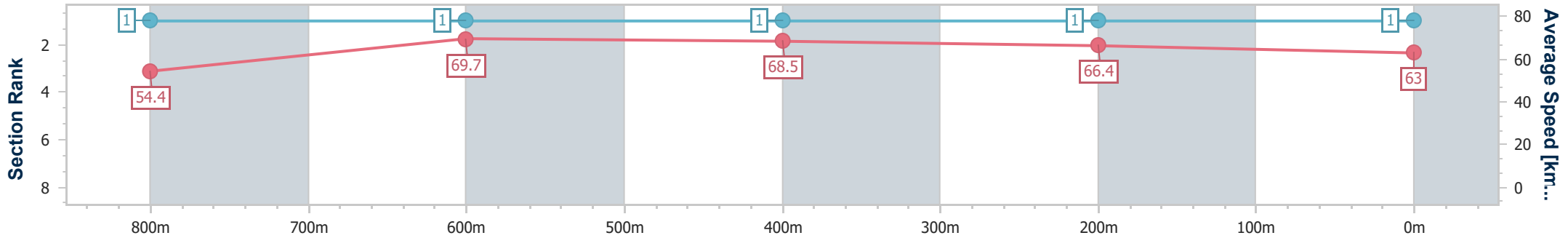
Race 4: Cowboys Leagues Club BM70 Handicap - 1000m

13 October 2024 - 14:20

Track Rating: Good 4, Weather: Fine, Rail Position: +5.5m W/Post-1000m, +2.5m Remainder



Section	Overall	800m	600m	400m	200m
Section Times	0:56.56 [1] (0:13.21)	0:43.35 [1] (0:10.38)	0:32.97 [1] (0:10.62)	0:22.35 [1] (0:10.92)	0:11.43 [1] (0:11.43)
Average Speed [km/h]	54.4	69.7	68.5	66.4	63.0
Top Speed [km/h]	68.5	70.4	69.3	67.3	65.8
Avg. Dist. to Rail [m]	1.2	1.2	2.2	3.7	4.2
Avg. Stride Freq. [Hz]	2.4	2.6	2.6	2.5	2.5
Avg. Stride Length [m]	6.1	7.3	7.1	7.3	7.0



- [] Ranking at each section and finish
- .-.- No data available at this section
- NA No data available



Horse/Jockey Name	Talons
Final Rank	2
Fastest Section Time (Section)	0:10.38 (800m)
Top Speed [km/h] (Section)	70.2 (800m)
Race State	Finished



Townsville QLD Professional

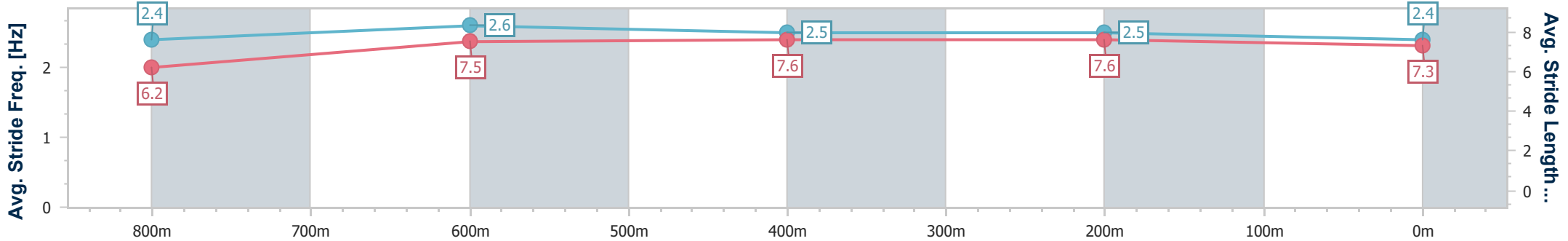
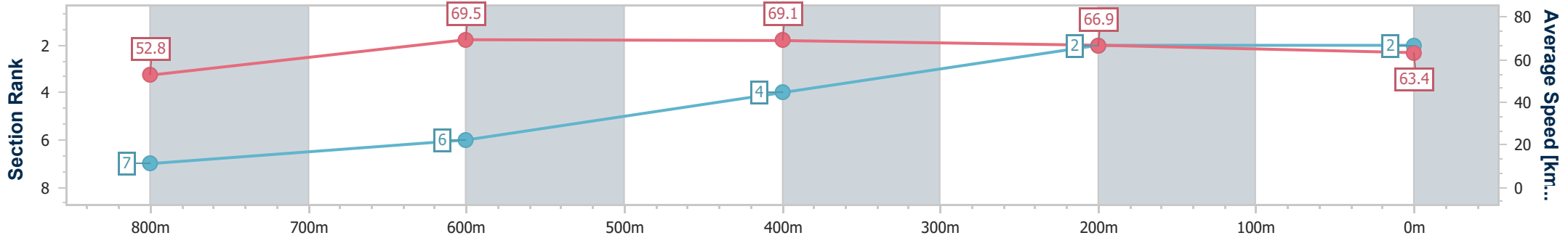
Race 4: Cowboys Leagues Club BM70 Handicap - 1000m

13 October 2024 - 14:20

Track Rating: Good 4, Weather: Fine, Rail Position: +5.5m W/Post-1000m, +2.5m Remainder



Section	Overall	800m	600m	400m	200m
Section Times	0:56.67 [2] (0:13.64)	0:43.03 [7] (0:10.38)	0:32.65 [6] (0:10.47)	0:22.18 [4] (0:10.84)	0:11.34 [2] (0:11.34)
Average Speed [km/h]	52.8	69.5	69.1	66.9	63.4
Top Speed [km/h]	69.7	70.2	70.1	68.5	66.7
Avg. Dist. to Rail [m]	2.1	0.5	1.3	3.3	5.1
Avg. Stride Freq. [Hz]	2.4	2.6	2.5	2.5	2.4
Avg. Stride Length [m]	6.2	7.5	7.6	7.6	7.3



- [] Ranking at each section and finish
- .-.- No data available at this section
- NA No data available



Horse/Jockey Name	Last Ditch Effort
Final Rank	3
Fastest Section Time (Section)	0:10.47 (800m)
Top Speed [km/h] (Section)	70.2 (Overall)
Race State	Finished



Townsville QLD Professional

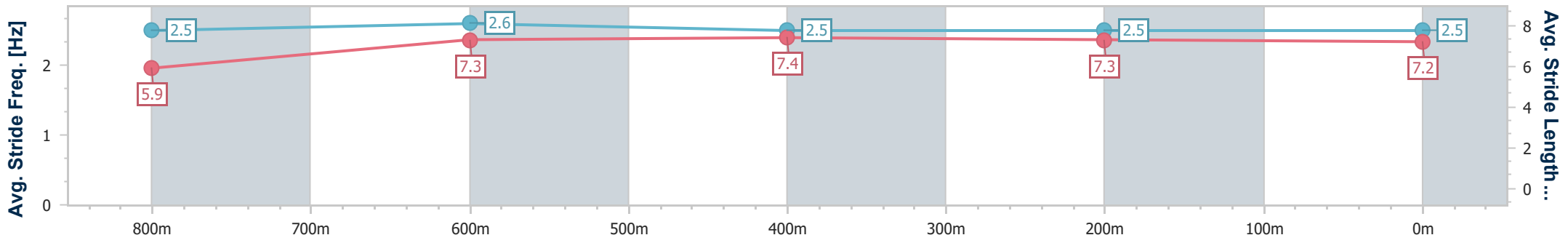
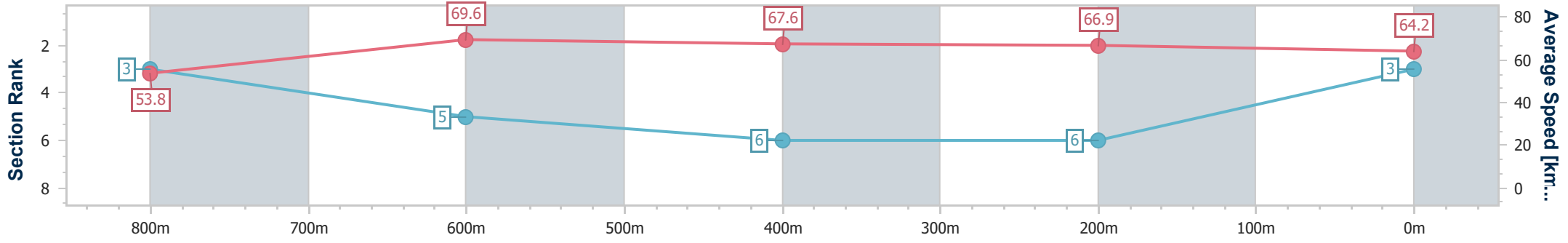
Race 4: Cowboys Leagues Club BM70 Handicap - 1000m

13 October 2024 - 14:20

Track Rating: Good 4, Weather: Fine, Rail Position: +5.5m W/Post-1000m, +2.5m Remainder



Section	Overall	800m	600m	400m	200m
Section Times	0:56.76 [3] (0:13.37)	0:43.39 [3] (0:10.47)	0:32.92 [5] (0:10.84)	0:22.08 [6] (0:10.86)	0:11.22 [6] (0:11.22)
Average Speed [km/h]	53.8	69.6	67.6	66.9	64.2
Top Speed [km/h]	70.2	70.0	69.4	67.9	66.7
Avg. Dist. to Rail [m]	4.0	3.0	3.5	6.5	9.4
Avg. Stride Freq. [Hz]	2.5	2.6	2.5	2.5	2.5
Avg. Stride Length [m]	5.9	7.3	7.4	7.3	7.2



- [] Ranking at each section and finish
- .-.- No data available at this section
- NA No data available



Horse/Jockey Name	Rigel Star
Final Rank	4
Fastest Section Time (Section)	0:10.24 (800m)
Top Speed [km/h] (Section)	72.0 (800m)
Race State	Finished



Townsville QLD Professional

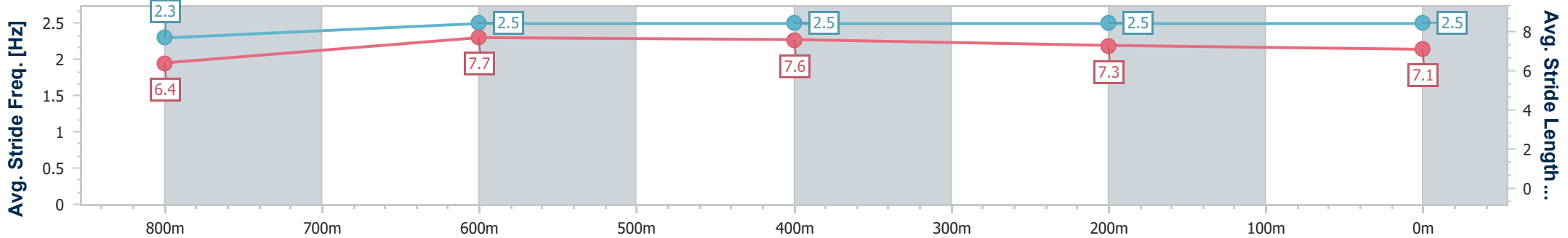
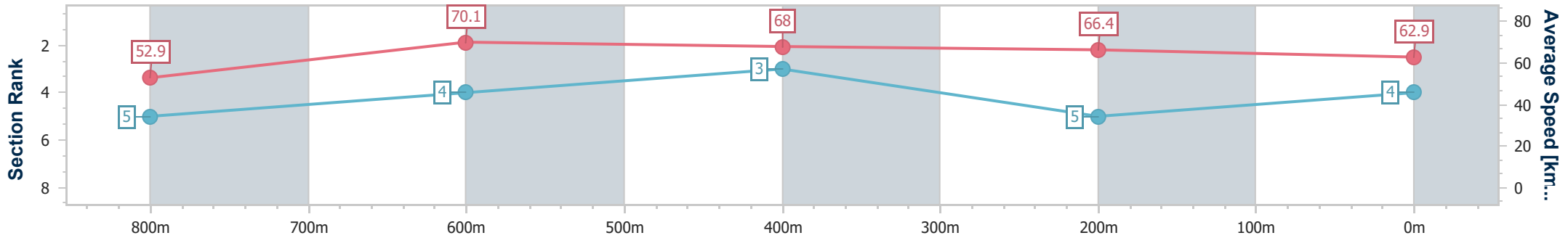
Race 4: Cowboys Leagues Club BM70 Handicap - 1000m

13 October 2024 - 14:20

Track Rating: Good 4, Weather: Fine, Rail Position: +5.5m W/Post-1000m, +2.5m Remainder



Section	Overall	800m	600m	400m	200m
Section Times	0:56.83 [4] (0:13.59)	0:43.24 [5] (0:10.24)	0:33.00 [4] (0:10.63)	0:22.37 [3] (0:10.92)	0:11.45 [5] (0:11.45)
Average Speed [km/h]	52.9	70.1	68.0	66.4	62.9
Top Speed [km/h]	70.1	72.0	68.8	68.5	65.9
Avg. Dist. to Rail [m]	1.3	1.0	1.1	3.8	6.5
Avg. Stride Freq. [Hz]	2.3	2.5	2.5	2.5	2.5
Avg. Stride Length [m]	6.4	7.7	7.6	7.3	7.1



- [] Ranking at each section and finish
- .-.- No data available at this section
- NA No data available



Horse/Jockey Name	Viburnum
Final Rank	5
Fastest Section Time (Section)	0:10.32 (800m)
Top Speed [km/h] (Section)	71.2 (800m)
Race State	Finished



Townsville QLD Professional

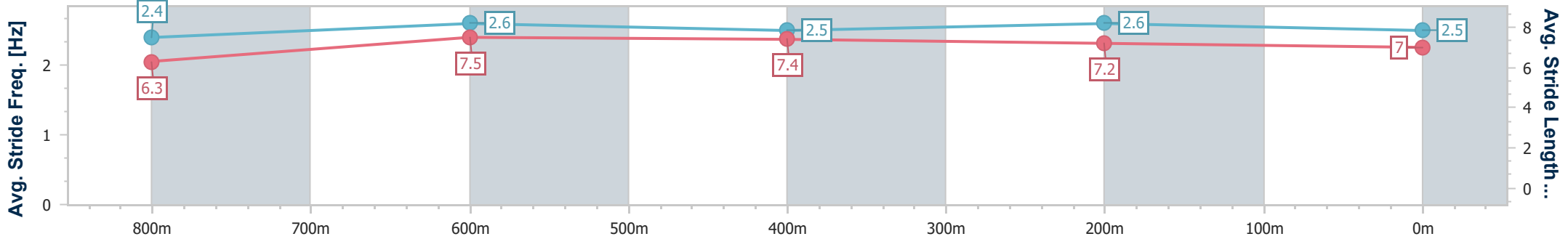
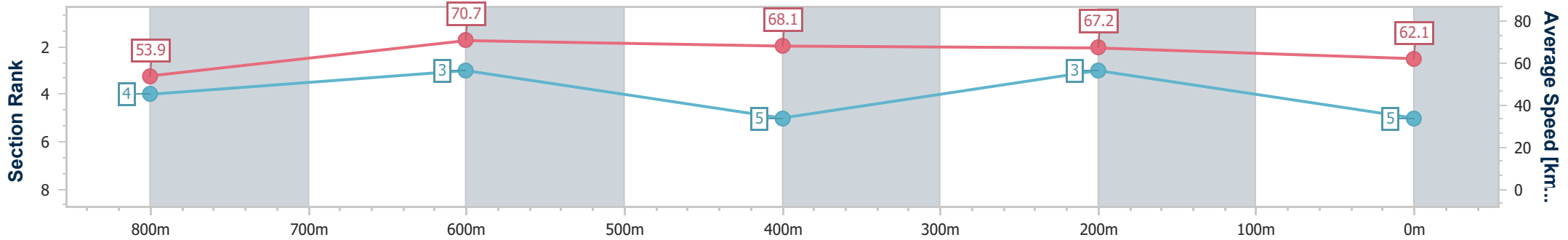
Race 4: Cowboys Leagues Club BM70 Handicap - 1000m

13 October 2024 - 14:20

Track Rating: Good 4, Weather: Fine, Rail Position: +5.5m W/Post-1000m, +2.5m Remainder



Section	Overall	800m	600m	400m	200m
Section Times	0:56.94 [5] (0:13.38)	0:43.56 [4] (0:10.32)	0:33.24 [3] (0:10.80)	0:22.44 [5] (0:10.84)	0:11.60 [3] (0:11.60)
Average Speed [km/h]	53.9	70.7	68.1	67.2	62.1
Top Speed [km/h]	69.7	71.2	70.3	68.8	65.8
Avg. Dist. to Rail [m]	5.5	3.4	4.4	6.9	7.4
Avg. Stride Freq. [Hz]	2.4	2.6	2.5	2.6	2.5
Avg. Stride Length [m]	6.3	7.5	7.4	7.2	7.0



- [] Ranking at each section and finish
- .-.- No data available at this section
- NA No data available



Horse/Jockey Name	Gossip Torque
Final Rank	6
Fastest Section Time (Section)	0:10.24 (800m)
Top Speed [km/h] (Section)	71.1 (800m)
Race State	Finished



Townsville QLD Professional

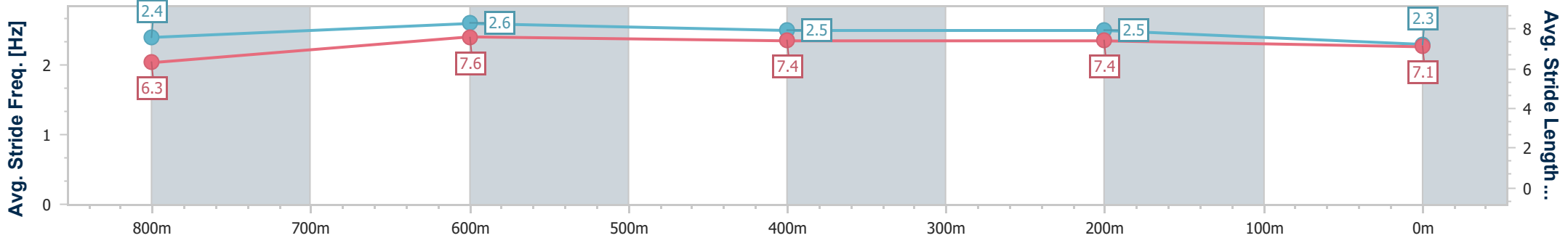
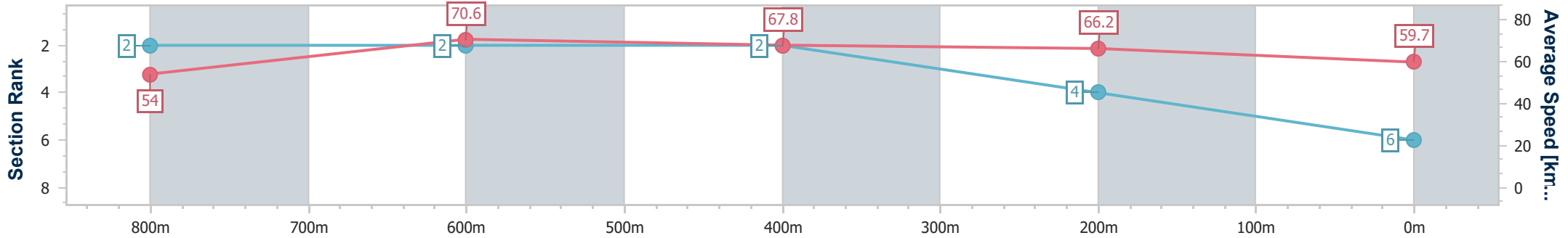
Race 4: Cowboys Leagues Club BM70 Handicap - 1000m

13 October 2024 - 14:20

Track Rating: Good 4, Weather: Fine, Rail Position: +5.5m W/Post-1000m, +2.5m Remainder



Section	Overall	800m	600m	400m	200m
Section Times	0:57.41 [6] (0:13.36)	0:44.05 [2] (0:10.24)	0:33.81 [2] (0:10.78)	0:23.03 [2] (0:10.96)	0:12.07 [4] (0:12.07)
Average Speed [km/h]	54.0	70.6	67.8	66.2	59.7
Top Speed [km/h]	69.3	71.1	69.6	67.7	64.7
Avg. Dist. to Rail [m]	1.2	1.3	3.1	3.8	3.8
Avg. Stride Freq. [Hz]	2.4	2.6	2.5	2.5	2.3
Avg. Stride Length [m]	6.3	7.6	7.4	7.4	7.1



- [] Ranking at each section and finish
- .-.- No data available at this section
- NA No data available



Horse/Jockey Name	Strategist
Final Rank	7
Fastest Section Time (Section)	0:10.51 (800m)
Top Speed [km/h] (Section)	69.0 (800m)
Race State	Finished



Townsville QLD Professional

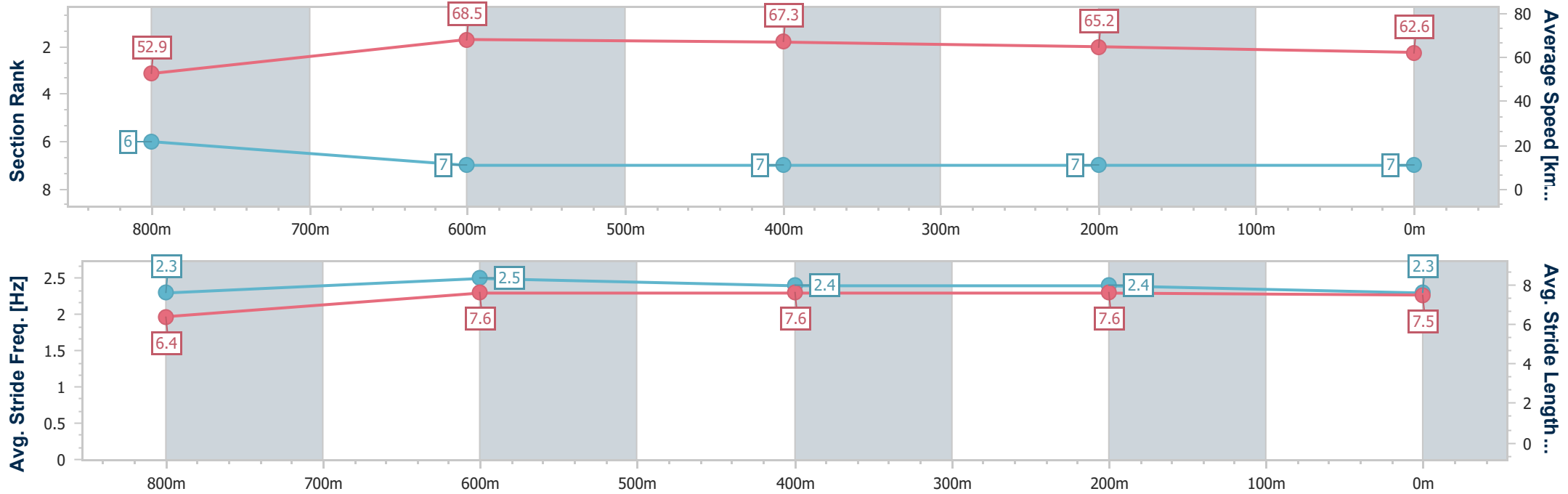
Race 4: Cowboys Leagues Club BM70 Handicap - 1000m

13 October 2024 - 14:20

Track Rating: Good 4, Weather: Fine, Rail Position: +5.5m W/Post-1000m, +2.5m Remainder



Section	Overall	800m	600m	400m	200m
Section Times	0:57.52 [7] (0:13.63)	0:43.89 [6] (0:10.51)	0:33.38 [7] (0:10.77)	0:22.61 [7] (0:11.10)	0:11.51 [7] (0:11.51)
Average Speed [km/h]	52.9	68.5	67.3	65.2	62.6
Top Speed [km/h]	68.6	69.0	68.8	67.0	64.2
Avg. Dist. to Rail [m]	0.7	0.4	1.3	3.4	5.1
Avg. Stride Freq. [Hz]	2.3	2.5	2.4	2.4	2.3
Avg. Stride Length [m]	6.4	7.6	7.6	7.6	7.5



- [] Ranking at each section and finish
- .-.- No data available at this section
- NA No data available