



# Townsville QLD Professional

## Race 2: Great Northern Brewing Co Class 3 Plate - 1609m

13 October 2024 - 13:11



Track Rating: Good 4, Weather: Fine, Rail Position: +5.5m W/Post-1000m, +2.5m Remainder

Section		Overall	1400m	1200m	1000m	800m	600m	400m	Last 600m				
Field Times		1:37.97 (0:15.63)	1:22.34 (0:11.96)	1:10.38 (0:12.21)	0:58.17 (0:11.95)	0:46.22 (0:11.53)	0:34.69 (0:11.27)	0:23.42 (0:11.39)	0:34.69				
Rank	TAB Horse/Jockey	Barrier	Top Speed [km/h]	Fastest Section									Distance Travelled [m]
1	7 <b>OUR TURN NOW</b> Ryan Wiggins	3	65.8 600m	0:11.27 600m	1:37.97 [1] (0:16.27)	1:21.70 [4] (0:11.87)	1:09.83 [3] (0:11.84)	0:57.99 [2] (0:11.89)	0:46.10 [2] (0:11.41)	0:34.69 [1] (0:11.27)	0:23.42 [1] (0:11.39)	0:34.69	
2	1 <b>CITY PLAYBOY</b> Ashley Butler	1	65.4 600m	0:11.29 600m	1:38.37 [2] (0:15.63)	1:22.74 [1] (0:11.96)	1:10.78 [1] (0:12.21)	0:58.57 [1] (0:11.95)	0:46.62 [1] (0:11.53)	0:35.09 [2] (0:11.29)	0:23.80 [2] (0:11.53)	0:35.09	-2
3	3 <b>BOLD FEELING</b> Nathan Day	5	64.9 600m	0:11.45 400m	1:38.72 [3] (0:15.99)	1:22.73 [2] (0:12.04)	1:10.69 [2] (0:12.04)	0:58.65 [3] (0:12.05)	0:46.60 [3] (0:11.51)	0:35.09 [4] (0:11.51)	0:23.58 [4] (0:11.45)	0:35.09	-1
4	5 <b>VALENKI</b> Justin Stanley	2	64.9 600m	0:11.35 600m	1:38.77 [4] (0:16.20)	1:22.57 [3] (0:12.13)	1:10.44 [4] (0:12.06)	0:58.38 [5] (0:12.00)	0:46.38 [5] (0:11.47)	0:34.91 [5] (0:11.35)	0:23.56 [6] (0:11.50)	0:34.91	-6
5	2 <b>ANDALUS</b> Chris Whiteley	4	65.4 600m	0:11.32 600m	1:39.14 [5] (0:16.42)	1:22.72 [6] (0:12.17)	1:10.55 [6] (0:11.94)	0:58.61 [6] (0:11.95)	0:46.66 [6] (0:11.40)	0:35.26 [6] (0:11.32)	0:23.94 [5] (0:11.56)	0:35.26	+2
6	4 <b>OODLES</b> Chelsea Jovic	6	64.9 600m	0:11.45 800m	1:39.19 [6] (0:16.40)	1:22.79 [5] (0:11.98)	1:10.81 [5] (0:11.78)	0:59.03 [4] (0:11.98)	0:47.05 [4] (0:11.45)	0:35.60 [3] (0:11.51)	0:24.09 [3] (0:11.77)	0:35.60	+3

Scratched: Diamond Sky (#6)

[ ] Ranking at each section and finish  
 -:-:- No data available at this section  
 NA No data available

SCN Saddle cloth number  
 DNF Did not finish  
 DNT Did not track



# Townsville QLD Professional

## Race 2: Great Northern Brewing Co Class 3 Plate - 1609m

13 October 2024 - 13:11



Track Rating: Good 4, Weather: Fine, Rail Position: +5.5m W/Post-1000m, +2.5m Remainder

Section							200m			Last 600m
Field Times							0:12.03			0:34.69
						(0:12.03)				
Rank	TAB	Horse/Jockey	Barrier	Top Speed [km/h]	Fastest Section	Margin				Distance Travelled [m]
1	7	<b>OUR TURN NOW</b>	3	65.8	0:11.27	0:12.03 [1]	1:37.97		0:34.69	
		Ryan Wiggins		600m	600m	(0:12.03)				
2	1	<b>CITY PLAYBOY</b>	1	65.4	0:11.29	0:12.27 [2]	2.41L		0:35.09	-2
		Ashley Butler		600m	600m	(0:12.27)				
3	3	<b>BOLD FEELING</b>	5	64.9	0:11.45	0:12.13 [3]	4.41L		0:35.09	-1
		Nathan Day		600m	400m	(0:12.13)				
4	5	<b>VALENKI</b>	2	64.9	0:11.35	0:12.06 [4]	4.71L		0:34.91	-6
		Justin Stanley		600m	600m	(0:12.06)				
5	2	<b>ANDALUS</b>	4	65.4	0:11.32	0:12.38 [5]	6.92L		0:35.26	+2
		Chris Whiteley		600m	600m	(0:12.38)				
6	4	<b>OODLES</b>	6	64.9	0:11.45	0:12.32 [6]	7.22L		0:35.60	+3
		Chelsea Jokic		600m	800m	(0:12.32)				

Scratched: Diamond Sky (#6)

[ ] Ranking at each section and finish  
 -:-:-:- No data available at this section  
 NA No data available

SCN Saddle cloth number  
 DNF Did not finish  
 DNT Did not track



Horse/Jockey Name	Our Turn Now
Final Rank	1
Fastest Section Time (Section)	0:11.27 (600m)
Top Speed [km/h] (Section)	65.8 (600m)
Race State	Finished



Townsville QLD Professional

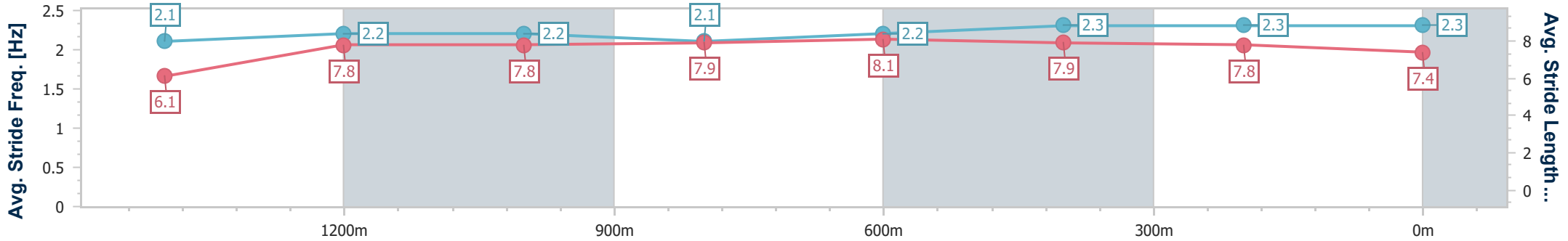
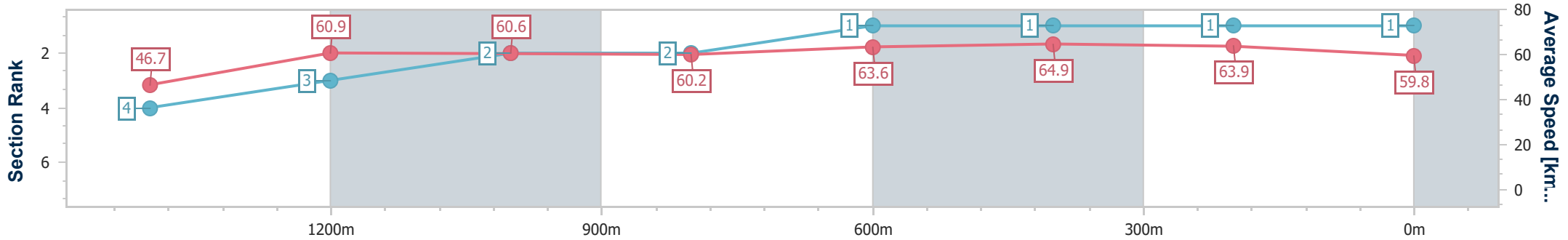
Race 2: Great Northern Brewing Co Class 3 Plate - 1609m

13 October 2024 - 13:11

Track Rating: Good 4, Weather: Fine, Rail Position: +5.5m W/Post-1000m, +2.5m Remainder



Section	Overall	1400m	1200m	1000m	800m	600m	400m	200m						
Section Times	1:37.97 [1] (0:16.27)	1:21.70 [4] (0:11.87)	1:09.83 [3] (0:11.84)	0:57.99 [2] (0:11.89)	0:46.10 [2] (0:11.41)	0:34.69 [1] (0:11.27)	0:23.42 [1] (0:11.39)	0:12.03 [1] (0:12.03)						
Average Speed [km/h]	46.7	60.9	60.6	60.2	63.6	64.9	63.9	59.8						
Top Speed [km/h]	59.8	62.6	62.6	62.4	64.3	65.8	64.9	62.8						
Avg. Dist. to Rail [m]	6.1	1.2	1.2	1.2	1.4	3.5	5.6	5.0						
Avg. Stride Freq. [Hz]	2.1	2.2	2.2	2.1	2.2	2.3	2.3	2.3						
Avg. Stride Length [m]	6.1	7.8	7.8	7.9	8.1	7.9	7.8	7.4						



- [ ] Ranking at each section and finish
- .-.-.- No data available at this section
- NA No data available



Horse/Jockey Name	City Playboy
Final Rank	2
Fastest Section Time (Section)	0:11.29 (600m)
Top Speed [km/h] (Section)	65.4 (600m)
Race State	Finished



### Townsville QLD Professional

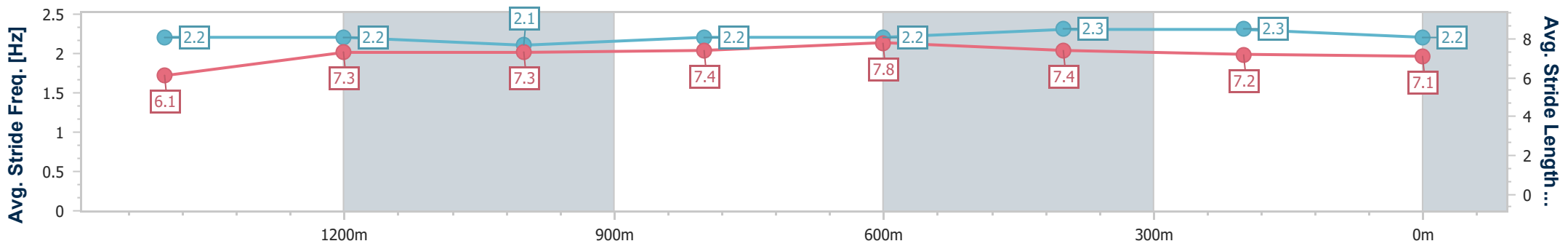
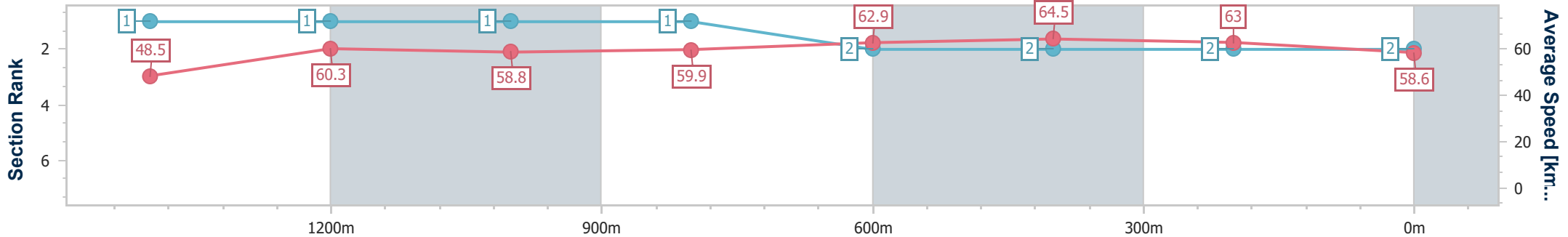
Race 2: Great Northern Brewing Co Class 3 Plate - 1609m

13 October 2024 - 13:11

Track Rating: Good 4, Weather: Fine, Rail Position: +5.5m W/Post-1000m, +2.5m Remainder



Section	Overall	1400m	1200m	1000m	800m	600m	400m	200m						
Section Times	1:38.37 [2] (0:15.63)	1:22.74 [1] (0:11.96)	1:10.78 [1] (0:12.21)	0:58.57 [1] (0:11.95)	0:46.62 [1] (0:11.53)	0:35.09 [2] (0:11.29)	0:23.80 [2] (0:11.53)	0:12.27 [2] (0:12.27)						
Average Speed [km/h]	48.5	60.3	58.8	59.9	62.9	64.5	63.0	58.6						
Top Speed [km/h]	61.7	61.6	59.2	61.7	64.3	65.4	64.3	60.9						
Avg. Dist. to Rail [m]	5.0	1.2	1.2	1.0	1.3	2.5	3.4	3.9						
Avg. Stride Freq. [Hz]	2.2	2.2	2.1	2.2	2.2	2.3	2.3	2.2						
Avg. Stride Length [m]	6.1	7.3	7.3	7.4	7.8	7.4	7.2	7.1						



- [ ] Ranking at each section and finish
- .-.-.- No data available at this section
- NA No data available



Horse/Jockey Name	Bold Feeling
Final Rank	3
Fastest Section Time (Section)	0:11.45 (400m)
Top Speed [km/h] (Section)	64.9 (600m)
Race State	Finished



### Townsville QLD Professional

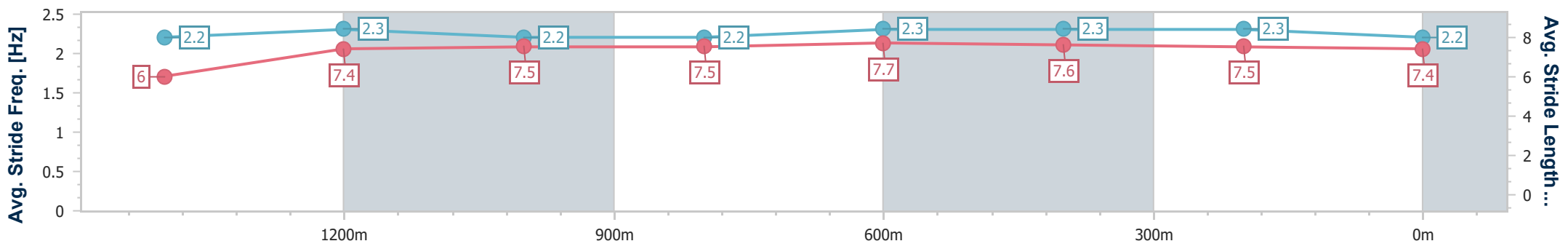
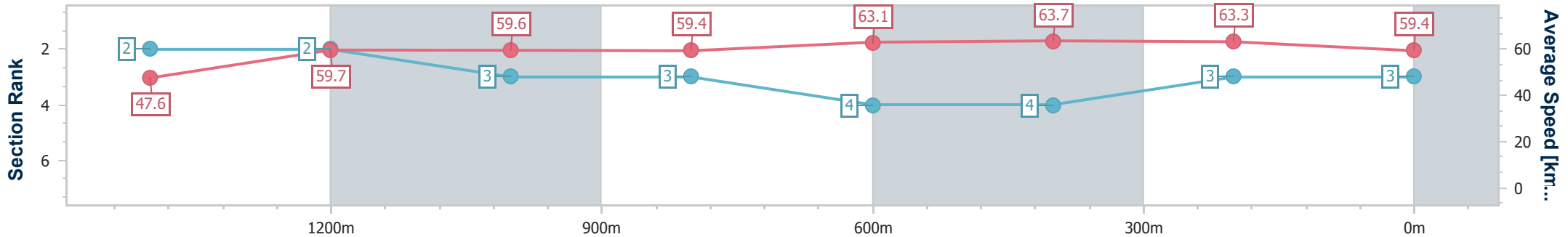
Race 2: Great Northern Brewing Co Class 3 Plate - 1609m

13 October 2024 - 13:11

Track Rating: Good 4, Weather: Fine, Rail Position: +5.5m W/Post-1000m, +2.5m Remainder



Section	Overall	1400m	1200m	1000m	800m	600m	400m	200m						
Section Times	1:38.72 [3] (0:15.99)	1:22.73 [2] (0:12.04)	1:10.69 [2] (0:12.04)	0:58.65 [3] (0:12.05)	0:46.60 [3] (0:11.51)	0:35.09 [4] (0:11.51)	0:23.58 [4] (0:11.45)	0:12.13 [3] (0:12.13)						
Average Speed [km/h]	47.6	59.7	59.6	59.4	63.1	63.7	63.3	59.4						
Top Speed [km/h]	60.6	60.5	60.9	62.4	63.5	64.9	64.9	62.9						
Avg. Dist. to Rail [m]	6.9	0.2	2.0	1.6	1.9	3.8	4.1	6.0						
Avg. Stride Freq. [Hz]	2.2	2.3	2.2	2.2	2.3	2.3	2.3	2.2						
Avg. Stride Length [m]	6.0	7.4	7.5	7.5	7.7	7.6	7.5	7.4						



- [ ] Ranking at each section and finish
- .-.- No data available at this section
- NA No data available



Horse/Jockey Name	Valenki
Final Rank	4
Fastest Section Time (Section)	0:11.35 (600m)
Top Speed [km/h] (Section)	64.9 (600m)
Race State	Finished



### Townsville QLD Professional

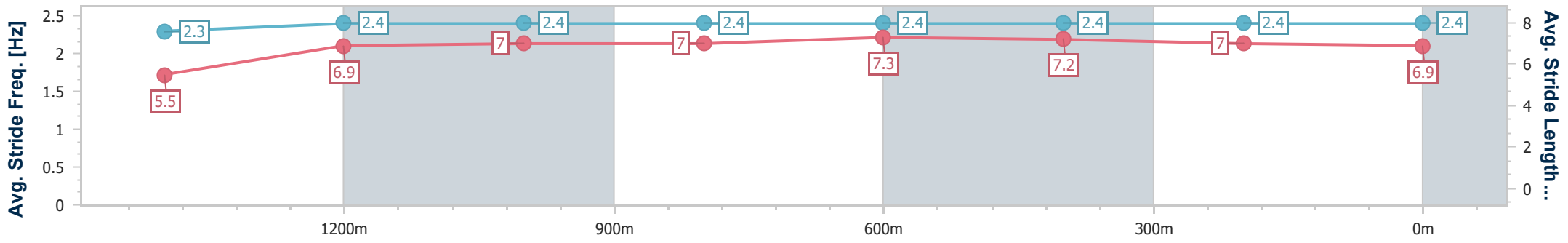
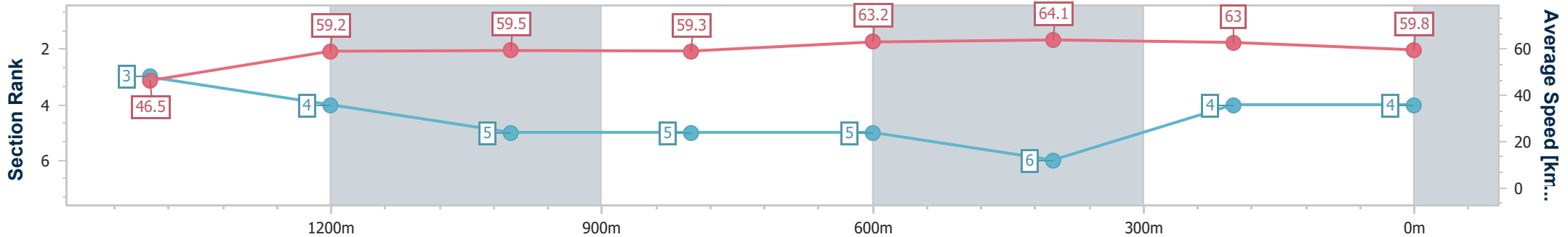
Race 2: Great Northern Brewing Co Class 3 Plate - 1609m

13 October 2024 - 13:11

Track Rating: Good 4, Weather: Fine, Rail Position: +5.5m W/Post-1000m, +2.5m Remainder



Section	Overall	1400m	1200m	1000m	800m	600m	400m	200m						
Section Times	1:38.77 [4] (0:16.20)	1:22.57 [3] (0:12.13)	1:10.44 [4] (0:12.06)	0:58.38 [5] (0:12.00)	0:46.38 [5] (0:11.47)	0:34.91 [5] (0:11.35)	0:23.56 [6] (0:11.50)	0:12.06 [4] (0:12.06)						
Average Speed [km/h]	46.5	59.2	59.5	59.3	63.2	64.1	63.0	59.8						
Top Speed [km/h]	60.6	60.4	61.2	62.3	64.3	64.9	63.8	62.3						
Avg. Dist. to Rail [m]	4.1	0.9	2.2	2.2	1.0	2.6	3.4	3.6						
Avg. Stride Freq. [Hz]	2.3	2.4	2.4	2.4	2.4	2.4	2.4	2.4						
Avg. Stride Length [m]	5.5	6.9	7.0	7.0	7.3	7.2	7.0	6.9						



- [ ] Ranking at each section and finish
- .-.- No data available at this section
- NA No data available



Horse/Jockey Name	Andalus
Final Rank	5
Fastest Section Time (Section)	0:11.32 (600m)
Top Speed [km/h] (Section)	65.4 (600m)
Race State	Finished



### Townsville QLD Professional

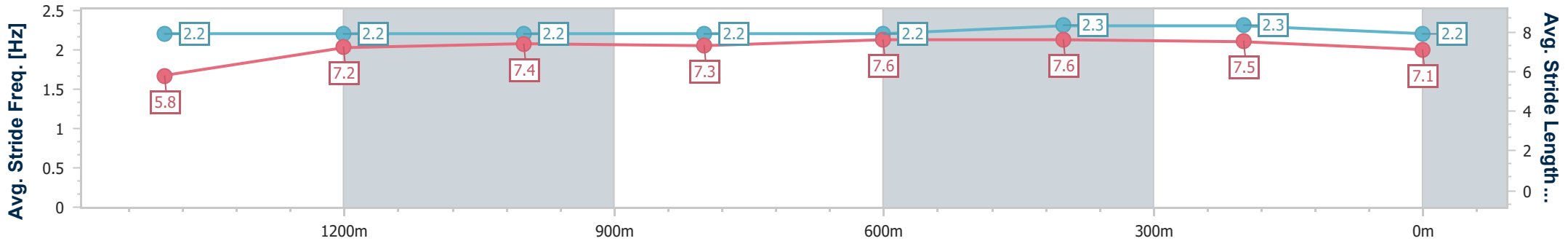
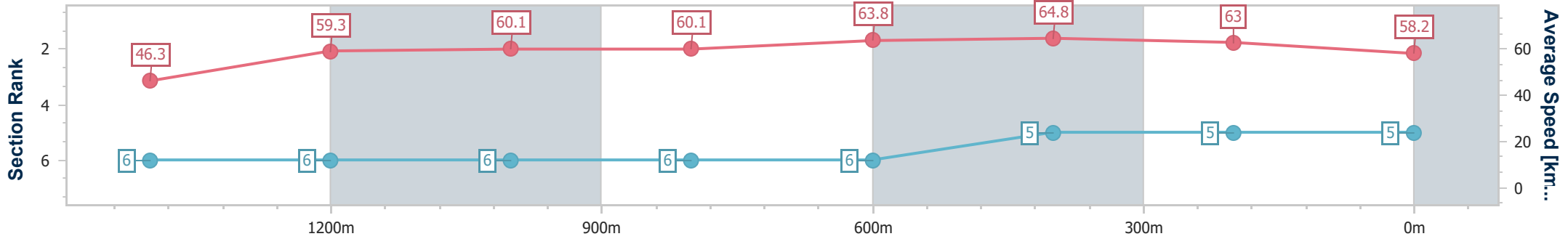
Race 2: Great Northern Brewing Co Class 3 Plate - 1609m

13 October 2024 - 13:11

Track Rating: Good 4, Weather: Fine, Rail Position: +5.5m W/Post-1000m, +2.5m Remainder



Section	Overall	1400m	1200m	1000m	800m	600m	400m	200m						
Section Times	1:39.14 [5] (0:16.42)	1:22.72 [6] (0:12.17)	1:10.55 [6] (0:11.94)	0:58.61 [6] (0:11.95)	0:46.66 [6] (0:11.40)	0:35.26 [6] (0:11.32)	0:23.94 [5] (0:11.56)	0:12.38 [5] (0:12.38)						
Average Speed [km/h]	46.3	59.3	60.1	60.1	63.8	64.8	63.0	58.2						
Top Speed [km/h]	60.6	61.0	61.6	62.6	64.9	65.4	64.4	61.0						
Avg. Dist. to Rail [m]	6.1	1.0	1.0	0.8	1.9	3.9	5.9	5.8						
Avg. Stride Freq. [Hz]	2.2	2.2	2.2	2.2	2.2	2.3	2.3	2.2						
Avg. Stride Length [m]	5.8	7.2	7.4	7.3	7.6	7.6	7.5	7.1						



- [ ] Ranking at each section and finish
- .-.-.- No data available at this section
- NA No data available



Horse/Jockey Name	Oodles
Final Rank	6
Fastest Section Time (Section)	0:11.45 (800m)
Top Speed [km/h] (Section)	64.9 (600m)
Race State	Finished



### Townsville QLD Professional

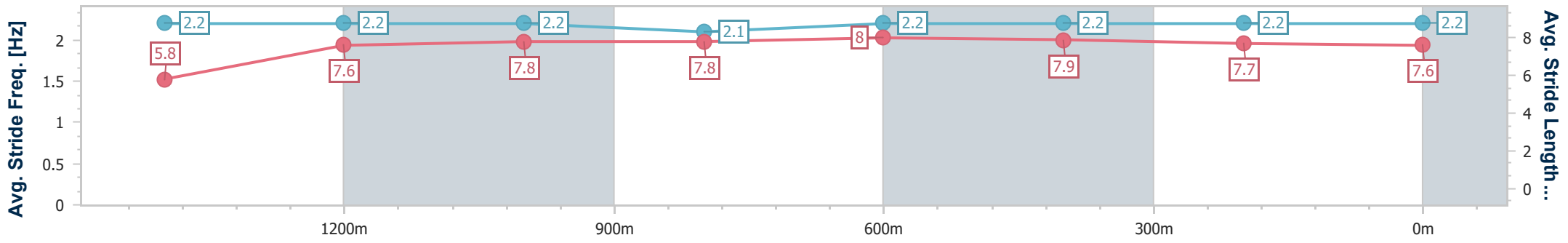
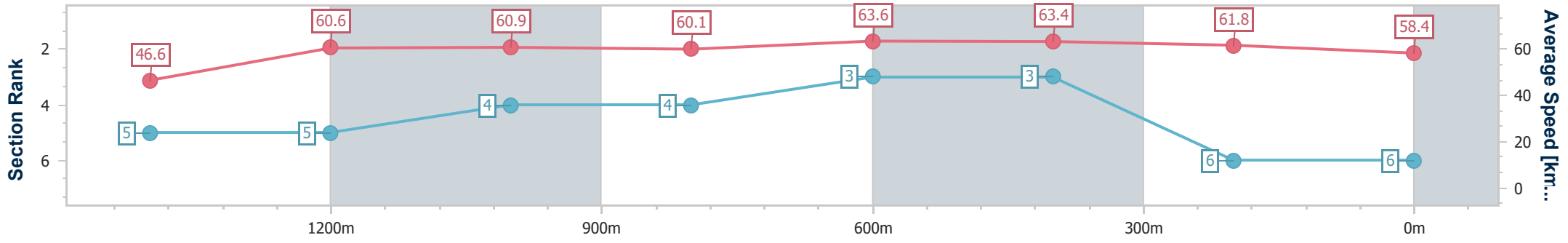
Race 2: Great Northern Brewing Co Class 3 Plate - 1609m

13 October 2024 - 13:11

Track Rating: Good 4, Weather: Fine, Rail Position: +5.5m W/Post-1000m, +2.5m Remainder



Section	Overall	1400m	1200m	1000m	800m	600m	400m	200m					
Section Times	1:39.19 [6] (0:16.40)	1:22.79 [5] (0:11.98)	1:10.81 [5] (0:11.78)	0:59.03 [4] (0:11.98)	0:47.05 [4] (0:11.45)	0:35.60 [3] (0:11.51)	0:24.09 [3] (0:11.77)	0:12.32 [6] (0:12.32)					
Average Speed [km/h]	46.6	60.6	60.9	60.1	63.6	63.4	61.8	58.4					
Top Speed [km/h]	61.0	62.3	62.5	62.8	64.7	64.9	62.5	60.9					
Avg. Dist. to Rail [m]	8.7	2.2	1.3	1.0	2.3	3.4	3.9	3.7					
Avg. Stride Freq. [Hz]	2.2	2.2	2.2	2.1	2.2	2.2	2.2	2.2					
Avg. Stride Length [m]	5.8	7.6	7.8	7.8	8.0	7.9	7.7	7.6					



- [ ] Ranking at each section and finish
- .-.- No data available at this section
- NA No data available