



# Townsville QLD Professional

## Race 1: Ladbrokes Yard Comments QTIS Three-Years-Old Handicap - 1300m

13 October 2024 - 12:35



Track Rating: Soft 5, Weather: Fine, Rail Position: +5.5m W/Post-1000m, +2.5m Remainder

Section	Overall	1200m	1000m	800m	600m	400m	Last 600m						
Field Times	1:18.10 (0:09.46)	1:08.64 (0:10.50)	0:58.14 (0:10.87)	0:47.27 (0:10.93)	0:36.34 (0:11.46)	0:24.88 (0:12.09)	0:36.34						
Rank	TAB	Horse/Jockey	Barrier	Top Speed [km/h]	Fastest Section	Distance Travelled [m]							
1	1	WELL HELD Ryan Wiggins	2	68.7 1200m	0:09.46 Overall	1:18.10 [1] (0:09.46)	1:08.64 [1] (0:10.62)	0:58.02 [2] (0:10.75)	0:47.27 [1] (0:10.93)	0:36.34 [1] (0:11.46)	0:24.88 [1] (0:12.11)	0:36.34	
2	4	SOGOYA Lacey Morrison	5	69.0 1200m	0:10.02 Overall	1:18.12 [2] (0:10.02)	1:08.10 [6] (0:10.67)	0:57.43 [6] (0:10.69)	0:46.74 [6] (0:10.95)	0:35.79 [4] (0:11.32)	0:24.47 [4] (0:11.84)	0:35.79	+1
3	2	MOET AT MIDNIGHT Justin Stanley	3	68.0 1200m	0:09.60 Overall	1:18.15 [3] (0:09.60)	1:08.55 [4] (0:10.68)	0:57.87 [3] (0:10.78)	0:47.09 [3] (0:10.98)	0:36.11 [3] (0:11.37)	0:24.74 [3] (0:11.90)	0:36.11	+0
4	5	UNDER THE SHADOW Tyler Leslight	4	68.0 1000m	0:09.64 Overall	1:18.38 [4] (0:09.64)	1:08.74 [5] (0:10.86)	0:57.88 [5] (0:10.87)	0:47.01 [5] (0:11.01)	0:36.00 [5] (0:11.44)	0:24.56 [5] (0:11.82)	0:36.00	+9
5	6	CARACRISTI Justin Huxtable	1	68.7 1200m	0:09.60 Overall	1:18.69 [5] (0:09.60)	1:09.09 [3] (0:10.75)	0:58.34 [4] (0:10.89)	0:47.45 [4] (0:11.15)	0:36.30 [6] (0:11.45)	0:24.85 [6] (0:12.01)	0:36.30	+1
6	3	MISHANI DESTINY Nathan Day	7	70.3 1200m	0:09.51 Overall	1:18.95 [6] (0:09.51)	1:09.44 [2] (0:10.45)	0:58.99 [1] (0:10.91)	0:48.08 [2] (0:11.05)	0:37.03 [2] (0:11.39)	0:25.64 [2] (0:12.04)	0:37.03	-4
7	7	SIMPLY TINA Adam Sewell	6	69.5 1200m	0:10.32 Overall	1:19.61 [7] (0:10.32)	1:09.29 [7] (0:10.62)	0:58.67 [7] (0:10.82)	0:47.85 [7] (0:10.98)	0:36.87 [7] (0:11.28)	0:25.59 [7] (0:12.15)	0:36.87	-1



# Townsville QLD Professional

## Race 1: Ladbrokes Yard Comments QTIS Three-Years-Old Handicap - 1300m

13 October 2024 - 12:35



Track Rating: Soft 5, Weather: Fine, Rail Position: +5.5m W/Post-1000m, +2.5m Remainder

Section				200m				Last 600m	
Field Times				0:12.79 (0:12.79)				0:36.34	
Rank	TAB	Horse/Jockey	Barrier	Top Speed [km/h]	Fastest Section	Margin			Distance Travelled [m]
1	1	<b>WELL HELD</b>	2	68.7	0:09.46	0:12.77 [2]	1:18.10		0:36.34
		Ryan Wiggins		1200m	Overall	(0:12.77)			
2	4	<b>SOGOYA</b>	5	69.0	0:10.02	0:12.63 [4]	0.09L		0:35.79 +1
		Lacey Morrison		1200m	Overall	(0:12.63)			
3	2	<b>MOET AT MIDNIGHT</b>	3	68.0	0:09.60	0:12.84 [1]	0.26L		0:36.11 +0
		Justin Stanley		1200m	Overall	(0:12.84)			
4	5	<b>UNDER THE SHADOW</b>	4	68.0	0:09.64	0:12.74 [5]	1.64L		0:36.00 +9
		Tyler Leslight		1000m	Overall	(0:12.74)			
5	6	<b>CARACRISTI</b>	1	68.7	0:09.60	0:12.84 [6]	3.45L		0:36.30 +1
		Justin Huxtable		1200m	Overall	(0:12.84)			
6	3	<b>MISHANI DESTINY</b>	7	70.3	0:09.51	0:13.60 [3]	4.96L		0:37.03 -4
		Nathan Day		1200m	Overall	(0:13.60)			
7	7	<b>SIMPLY TINA</b>	6	69.5	0:10.32	0:13.44 [7]	8.86L		0:36.87 -1
		Adam Sewell		1200m	Overall	(0:13.44)			



Horse/Jockey Name	Well Held
Final Rank	1
Fastest Section Time (Section)	0:09.46 (Overall)
Top Speed [km/h] (Section)	68.7 (1200m)
Race State	Finished



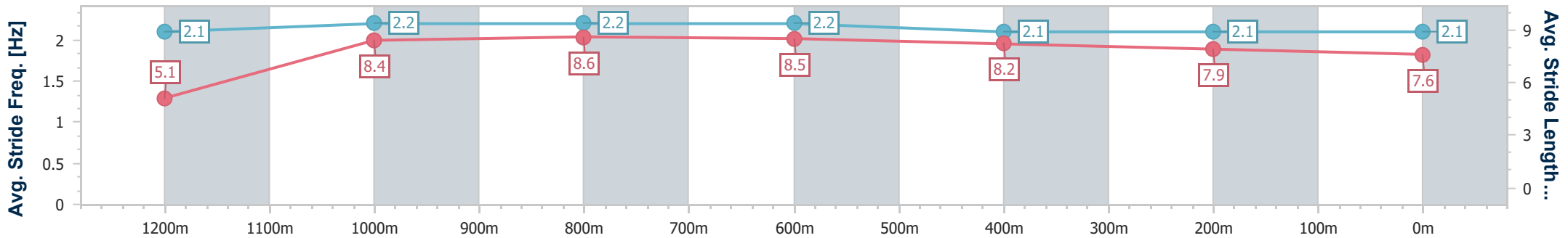
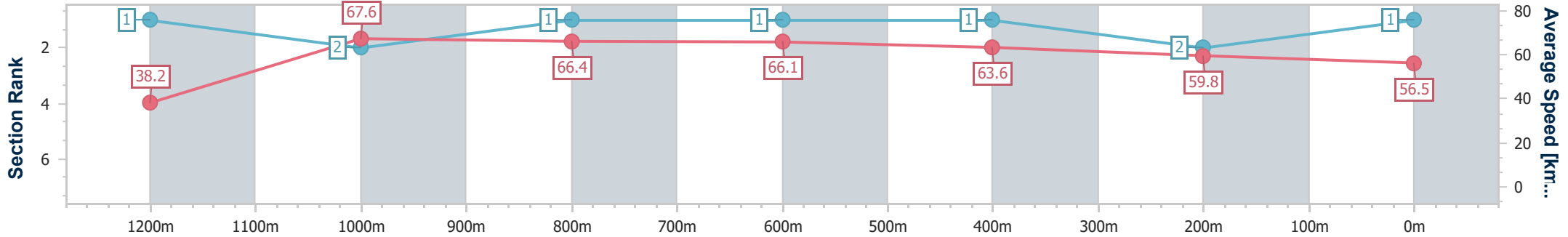
Townsville QLD Professional  
 Race 1: Ladbrokes Yard Comments QTIS Three-Years-Old Handicap - 1300m

13 October 2024 - 12:35

Track Rating: Soft 5, Weather: Fine, Rail Position: +5.5m W/Post-1000m, +2.5m Remainder



Section	Overall	1200m	1000m	800m	600m	400m	200m
Section Times	1:18.10 [1] (0:09.46)	1:08.64 [1] (0:10.62)	0:58.02 [2] (0:10.75)	0:47.27 [1] (0:10.93)	0:36.34 [1] (0:11.46)	0:24.88 [1] (0:12.11)	0:12.77 [2] (0:12.77)
Average Speed [km/h]	38.2	67.6	66.4	66.1	63.6	59.8	56.5
Top Speed [km/h]	65.0	68.7	67.4	66.5	65.5	62.1	58.4
Avg. Dist. to Rail [m]	7.3	1.4	1.5	0.9	2.6	4.6	6.2
Avg. Stride Freq. [Hz]	2.1	2.2	2.2	2.2	2.1	2.1	2.1
Avg. Stride Length [m]	5.1	8.4	8.6	8.5	8.2	7.9	7.6



- [ ] Ranking at each section and finish
- .-.- No data available at this section
- NA No data available



Horse/Jockey Name	Sogoya
Final Rank	2
Fastest Section Time (Section)	0:10.02 (Overall)
Top Speed [km/h] (Section)	69.0 (1200m)
Race State	Finished



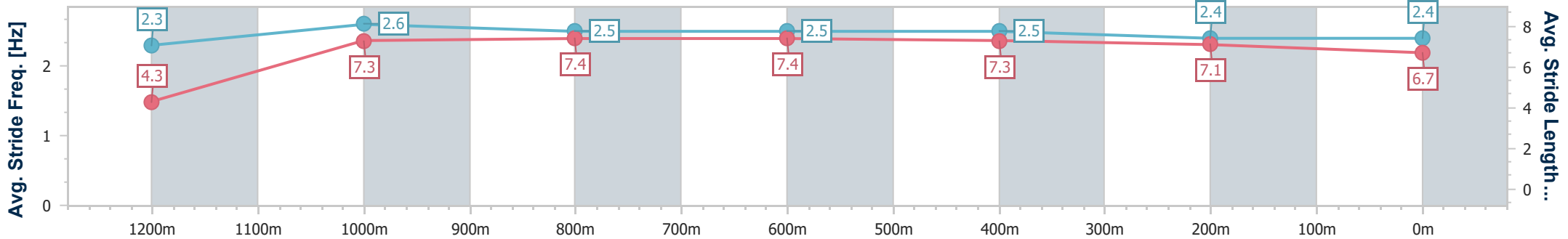
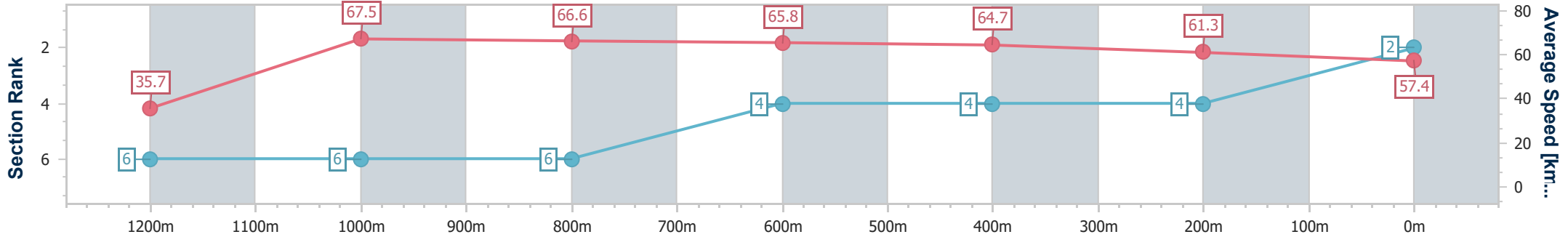
**Townsville QLD Professional**  
**Race 1: Ladbrokes Yard Comments QTIS Three-Years-Old Handicap - 1300m**

13 October 2024 - 12:35

Track Rating: Soft 5, Weather: Fine, Rail Position: +5.5m W/Post-1000m, +2.5m Remainder



Section	Overall	1200m	1000m	800m	600m	400m	200m							
Section Times	1:18.12 [2] (0:10.02)	1:08.10 [6] (0:10.67)	0:57.43 [6] (0:10.69)	0:46.74 [6] (0:10.95)	0:35.79 [4] (0:11.32)	0:24.47 [4] (0:11.84)	0:12.63 [4] (0:12.63)							
Average Speed [km/h]	35.7	67.5	66.6	65.8	64.7	61.3	57.4							
Top Speed [km/h]	60.2	69.0	68.4	67.7	66.6	63.8	60.8							
Avg. Dist. to Rail [m]	10.4	1.8	2.4	0.9	3.0	5.8	8.4							
Avg. Stride Freq. [Hz]	2.3	2.6	2.5	2.5	2.5	2.4	2.4							
Avg. Stride Length [m]	4.3	7.3	7.4	7.4	7.3	7.1	6.7							



- [ ] Ranking at each section and finish
- .-.- No data available at this section
- NA No data available





Horse/Jockey Name	Moet At Midnight
Final Rank	3
Fastest Section Time (Section)	0:09.60 (Overall)
Top Speed [km/h] (Section)	68.0 (1200m)
Race State	Finished



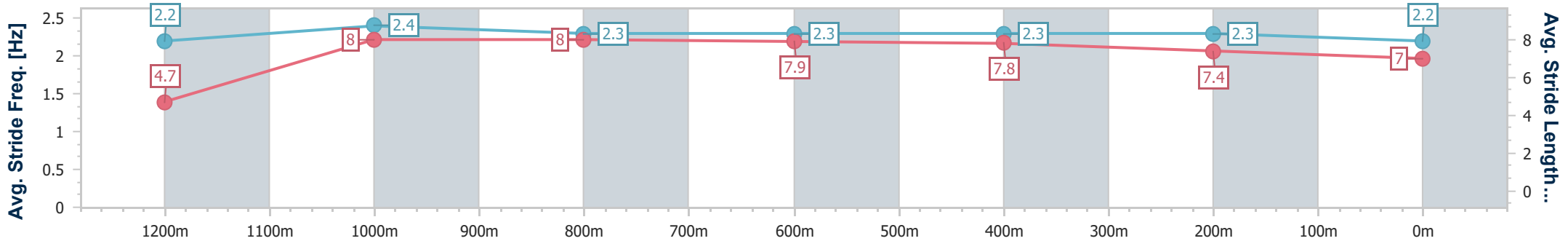
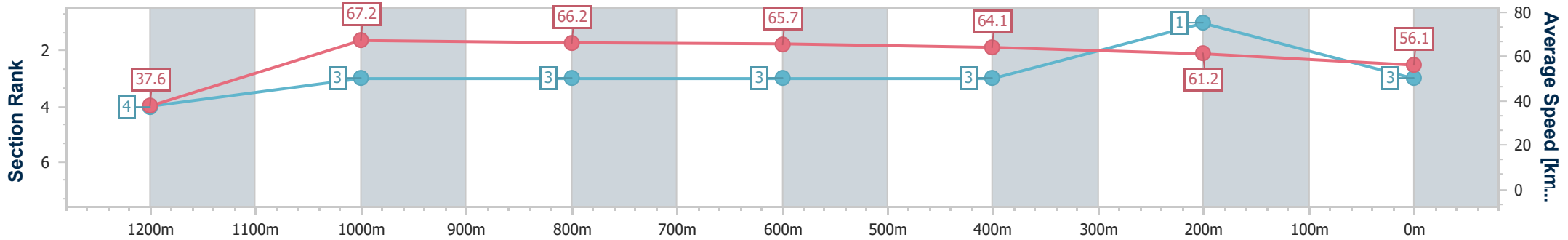
Townsville QLD Professional  
Race 1: Ladbrokes Yard Comments QTIS Three-Years-Old Handicap - 1300m

13 October 2024 - 12:35

Track Rating: Soft 5, Weather: Fine, Rail Position: +5.5m W/Post-1000m, +2.5m Remainder



Section	Overall	1200m	1000m	800m	600m	400m	200m							
Section Times	1:18.15 [3] (0:09.60)	1:08.55 [4] (0:10.68)	0:57.87 [3] (0:10.78)	0:47.09 [3] (0:10.98)	0:36.11 [3] (0:11.37)	0:24.74 [3] (0:11.90)	0:12.84 [1] (0:12.84)							
Average Speed [km/h]	37.6	67.2	66.2	65.7	64.1	61.2	56.1							
Top Speed [km/h]	65.3	68.0	66.6	66.5	65.4	63.9	58.4							
Avg. Dist. to Rail [m]	9.4	1.5	1.8	0.7	2.9	5.0	7.0							
Avg. Stride Freq. [Hz]	2.2	2.4	2.3	2.3	2.3	2.3	2.2							
Avg. Stride Length [m]	4.7	8.0	8.0	7.9	7.8	7.4	7.0							



- [ ] Ranking at each section and finish
- .-.- No data available at this section
- NA No data available



Horse/Jockey Name	Under The Shadow
Final Rank	4
Fastest Section Time (Section)	0:09.64 (Overall)
Top Speed [km/h] (Section)	68.0 (1000m)
Race State	Finished



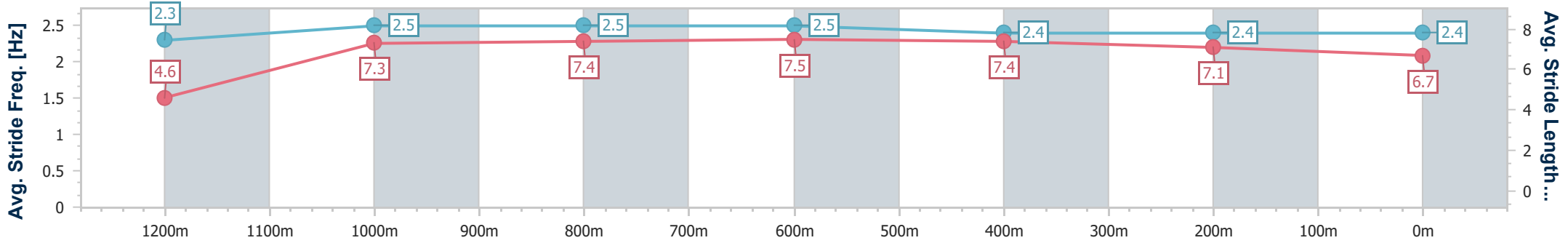
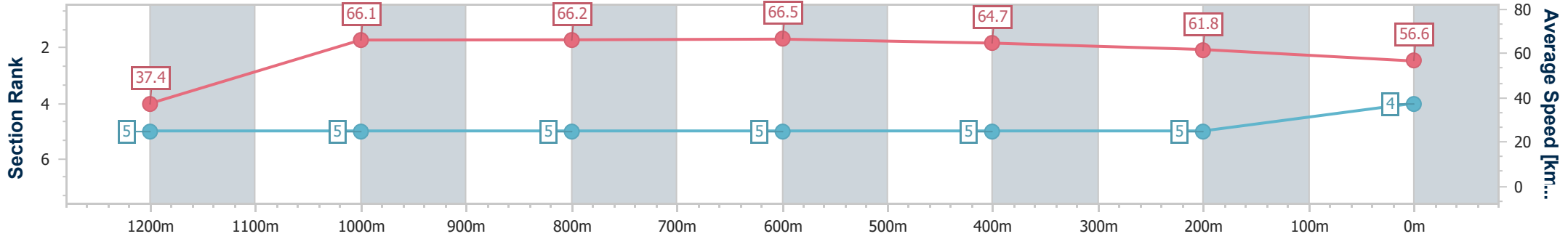
**Townsville QLD Professional**  
**Race 1: Ladbrokes Yard Comments QTIS Three-Years-Old Handicap - 1300m**

13 October 2024 - 12:35

Track Rating: Soft 5, Weather: Fine, Rail Position: +5.5m W/Post-1000m, +2.5m Remainder



Section	Overall	1200m	1000m	800m	600m	400m	200m							
Section Times	1:18.38 [4] (0:09.64)	1:08.74 [5] (0:10.86)	0:57.88 [5] (0:10.87)	0:47.01 [5] (0:11.01)	0:36.00 [5] (0:11.44)	0:24.56 [5] (0:11.82)	0:12.74 [5] (0:12.74)							
Average Speed [km/h]	37.4	66.1	66.2	66.5	64.7	61.8	56.6							
Top Speed [km/h]	63.7	67.2	68.0	67.6	67.0	63.5	59.5							
Avg. Dist. to Rail [m]	11.0	2.2	1.1	3.6	5.8	8.2	9.9							
Avg. Stride Freq. [Hz]	2.3	2.5	2.5	2.5	2.4	2.4	2.4							
Avg. Stride Length [m]	4.6	7.3	7.4	7.5	7.4	7.1	6.7							



- [ ] Ranking at each section and finish
- .-.- No data available at this section
- NA No data available



Horse/Jockey Name	Caracristi
Final Rank	5
Fastest Section Time (Section)	0:09.60 (Overall)
Top Speed [km/h] (Section)	68.7 (1200m)
Race State	Finished



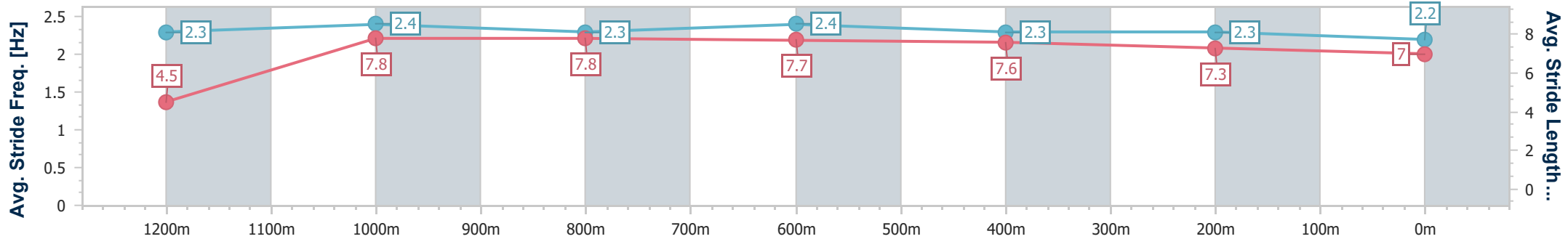
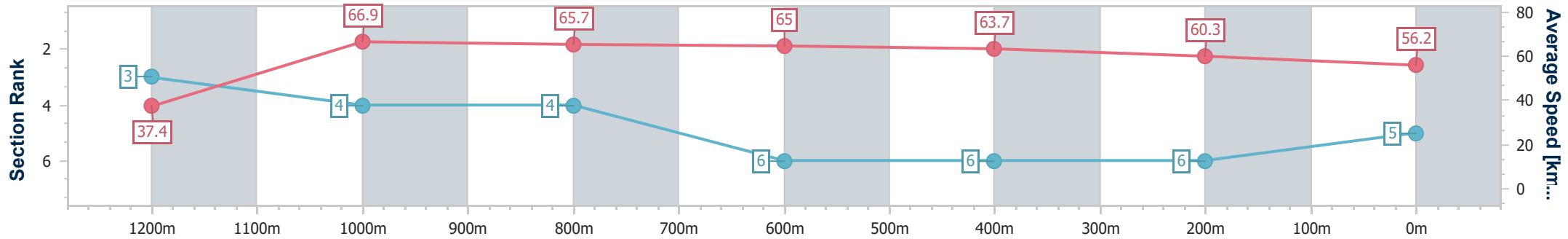
**Townsville QLD Professional**  
**Race 1: Ladbrokes Yard Comments QTIS Three-Years-Old Handicap - 1300m**

13 October 2024 - 12:35

Track Rating: Soft 5, Weather: Fine, Rail Position: +5.5m W/Post-1000m, +2.5m Remainder



Section	Overall	1200m	1000m	800m	600m	400m	200m						
Section Times	1:18.69 [5] (0:09.60)	1:09.09 [3] (0:10.75)	0:58.34 [4] (0:10.89)	0:47.45 [4] (0:11.15)	0:36.30 [6] (0:11.45)	0:24.85 [6] (0:12.01)	0:12.84 [6] (0:12.84)						
Average Speed [km/h]	37.4	66.9	65.7	65.0	63.7	60.3	56.2						
Top Speed [km/h]	64.5	68.7	66.6	66.4	65.3	63.5	58.1						
Avg. Dist. to Rail [m]	8.1	1.3	1.3	1.8	2.6	3.8	5.7						
Avg. Stride Freq. [Hz]	2.3	2.4	2.3	2.4	2.3	2.3	2.2						
Avg. Stride Length [m]	4.5	7.8	7.8	7.7	7.6	7.3	7.0						



- [ ] Ranking at each section and finish
- .-.- No data available at this section
- NA No data available



Horse/Jockey Name	Mishani Destiny
Final Rank	6
Fastest Section Time (Section)	0:09.51 (Overall)
Top Speed [km/h] (Section)	70.3 (1200m)
Race State	Finished



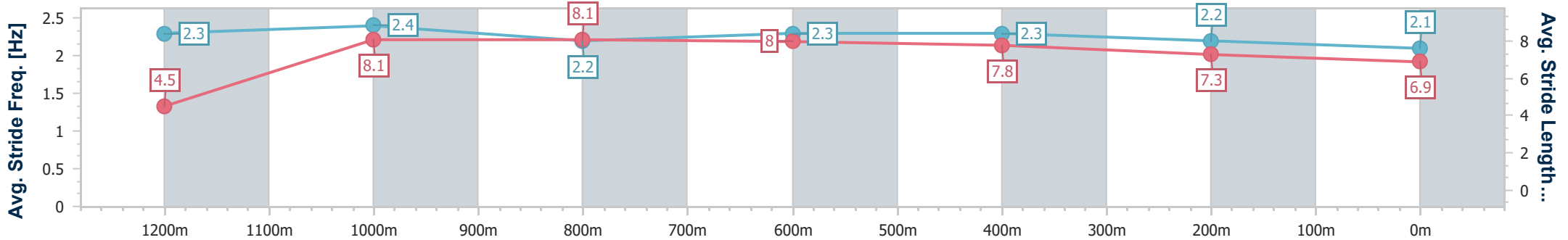
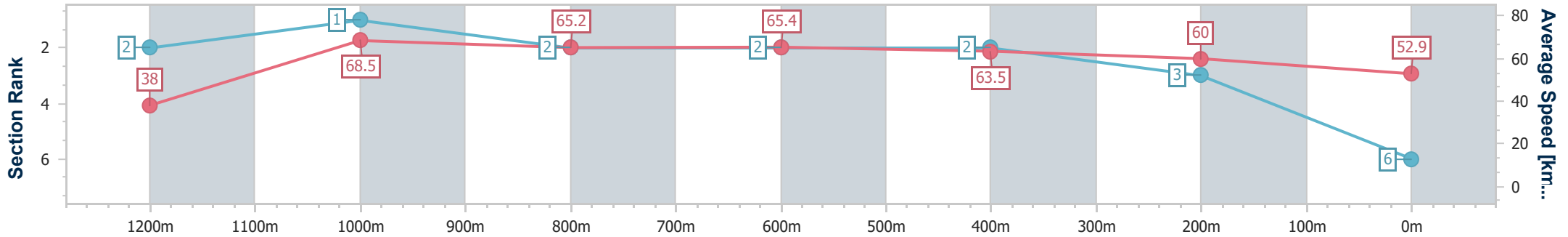
**Townsville QLD Professional**  
**Race 1: Ladbrokes Yard Comments QTIS Three-Years-Old Handicap - 1300m**

13 October 2024 - 12:35

Track Rating: Soft 5, Weather: Fine, Rail Position: +5.5m W/Post-1000m, +2.5m Remainder



Section	Overall	1200m	1000m	800m	600m	400m	200m						
Section Times	1:18.95 [6] (0:09.51)	1:09.44 [2] (0:10.45)	0:58.99 [1] (0:10.91)	0:48.08 [2] (0:11.05)	0:37.03 [2] (0:11.39)	0:25.64 [2] (0:12.04)	0:13.60 [3] (0:13.60)						
Average Speed [km/h]	38.0	68.5	65.2	65.4	63.5	60.0	52.9						
Top Speed [km/h]	68.2	70.3	66.3	66.0	65.0	62.2	57.3						
Avg. Dist. to Rail [m]	11.8	2.6	2.6	0.9	1.1	2.9	4.0						
Avg. Stride Freq. [Hz]	2.3	2.4	2.2	2.3	2.3	2.2	2.1						
Avg. Stride Length [m]	4.5	8.1	8.1	8.0	7.8	7.3	6.9						



- [ ] Ranking at each section and finish
- .-.- No data available at this section
- NA No data available



Horse/Jockey Name	Simply Tina
Final Rank	7
Fastest Section Time (Section)	0:10.32 (Overall)
Top Speed [km/h] (Section)	69.5 (1200m)
Race State	Finished



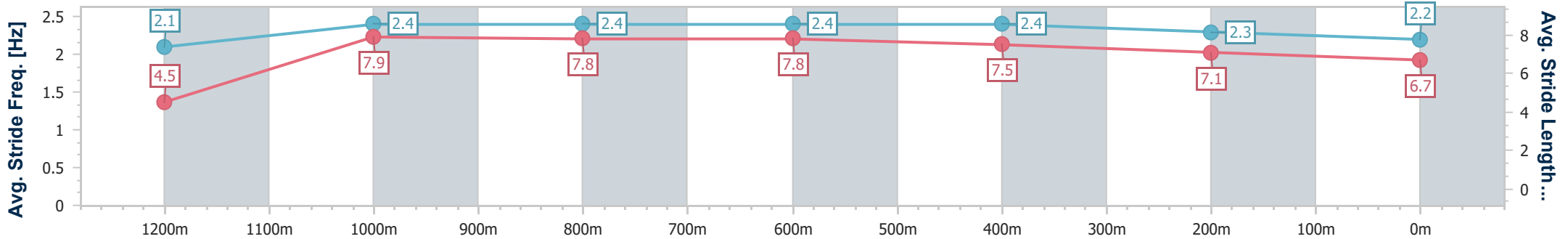
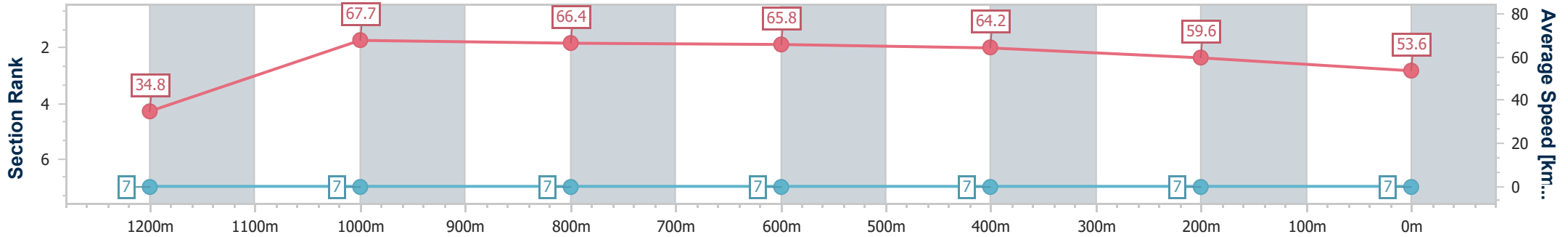
**Townsville QLD Professional**  
**Race 1: Ladbrokes Yard Comments QTIS Three-Years-Old Handicap - 1300m**



13 October 2024 - 12:35

Track Rating: Soft 5, Weather: Fine, Rail Position: +5.5m W/Post-1000m, +2.5m Remainder

Section	Overall	1200m	1000m	800m	600m	400m	200m							
Section Times	1:19.61 [7] (0:10.32)	1:09.29 [7] (0:10.62)	0:58.67 [7] (0:10.82)	0:47.85 [7] (0:10.98)	0:36.87 [7] (0:11.28)	0:25.59 [7] (0:12.15)	0:13.44 [7] (0:13.44)							
Average Speed [km/h]	34.8	67.7	66.4	65.8	64.2	59.6	53.6							
Top Speed [km/h]	63.3	69.5	67.7	67.2	66.6	62.3	57.7							
Avg. Dist. to Rail [m]	10.5	1.4	1.1	1.1	1.4	3.1	5.6							
Avg. Stride Freq. [Hz]	2.1	2.4	2.4	2.4	2.4	2.3	2.2							
Avg. Stride Length [m]	4.5	7.9	7.8	7.8	7.5	7.1	6.7							



- [ ] Ranking at each section and finish
- .-.- No data available at this section
- NA No data available



# Townsville QLD Professional

## Race 2: Great Northern Brewing Co Class 3 Plate - 1609m

13 October 2024 - 13:11



Track Rating: Good 4, Weather: Fine, Rail Position: +5.5m W/Post-1000m, +2.5m Remainder

Section		Overall	1400m	1200m	1000m	800m	600m	400m	Last 600m					
Field Times		1:37.97 (0:15.63)	1:22.34 (0:11.96)	1:10.38 (0:12.21)	0:58.17 (0:11.95)	0:46.22 (0:11.53)	0:34.69 (0:11.27)	0:23.42 (0:11.39)	0:34.69					
Rank	TAB Horse/Jockey	Barrier	Top Speed [km/h]	Fastest Section										Distance Travelled [m]
1	7 <b>OUR TURN NOW</b> Ryan Wiggins	3	65.8 600m	0:11.27 600m	1:37.97 [1] (0:16.27)	1:21.70 [4] (0:11.87)	1:09.83 [3] (0:11.84)	0:57.99 [2] (0:11.89)	0:46.10 [2] (0:11.41)	0:34.69 [1] (0:11.27)	0:23.42 [1] (0:11.39)	0:34.69		
2	1 <b>CITY PLAYBOY</b> Ashley Butler	1	65.4 600m	0:11.29 600m	1:38.37 [2] (0:15.63)	1:22.74 [1] (0:11.96)	1:10.78 [1] (0:12.21)	0:58.57 [1] (0:11.95)	0:46.62 [1] (0:11.53)	0:35.09 [2] (0:11.29)	0:23.80 [2] (0:11.53)	0:35.09	-2	
3	3 <b>BOLD FEELING</b> Nathan Day	5	64.9 600m	0:11.45 400m	1:38.72 [3] (0:15.99)	1:22.73 [2] (0:12.04)	1:10.69 [2] (0:12.04)	0:58.65 [3] (0:12.05)	0:46.60 [3] (0:11.51)	0:35.09 [4] (0:11.51)	0:23.58 [4] (0:11.45)	0:35.09	-1	
4	5 <b>VALENKI</b> Justin Stanley	2	64.9 600m	0:11.35 600m	1:38.77 [4] (0:16.20)	1:22.57 [3] (0:12.13)	1:10.44 [4] (0:12.06)	0:58.38 [5] (0:12.00)	0:46.38 [5] (0:11.47)	0:34.91 [5] (0:11.35)	0:23.56 [6] (0:11.50)	0:34.91	-6	
5	2 <b>ANDALUS</b> Chris Whiteley	4	65.4 600m	0:11.32 600m	1:39.14 [5] (0:16.42)	1:22.72 [6] (0:12.17)	1:10.55 [6] (0:11.94)	0:58.61 [6] (0:11.95)	0:46.66 [6] (0:11.40)	0:35.26 [6] (0:11.32)	0:23.94 [5] (0:11.56)	0:35.26	+2	
6	4 <b>OODLES</b> Chelsea Jokic	6	64.9 600m	0:11.45 800m	1:39.19 [6] (0:16.40)	1:22.79 [5] (0:11.98)	1:10.81 [5] (0:11.78)	0:59.03 [4] (0:11.98)	0:47.05 [4] (0:11.45)	0:35.60 [3] (0:11.51)	0:24.09 [3] (0:11.77)	0:35.60	+3	

Scratched: Diamond Sky (#6)

[ ] Ranking at each section and finish  
 -:-:- No data available at this section  
 NA No data available

SCN Saddle cloth number  
 DNF Did not finish  
 DNT Did not track



# Townsville QLD Professional

## Race 2: Great Northern Brewing Co Class 3 Plate - 1609m

13 October 2024 - 13:11



Track Rating: Good 4, Weather: Fine, Rail Position: +5.5m W/Post-1000m, +2.5m Remainder

Section							200m			Last 600m
Field Times							0:12.03			0:34.69
							(0:12.03)			
Rank	TAB	Horse/Jockey	Barrier	Top Speed [km/h]	Fastest Section	Margin				Distance Travelled [m]
1	7	<b>OUR TURN NOW</b>	3	65.8	0:11.27		0:12.03 [1]	1:37.97		0:34.69
		Ryan Wiggins		600m	600m		(0:12.03)			
2	1	<b>CITY PLAYBOY</b>	1	65.4	0:11.29	2.41L	0:12.27 [2]			0:35.09 -2
		Ashley Butler		600m	600m		(0:12.27)			
3	3	<b>BOLD FEELING</b>	5	64.9	0:11.45	4.41L	0:12.13 [3]			0:35.09 -1
		Nathan Day		600m	400m		(0:12.13)			
4	5	<b>VALENKI</b>	2	64.9	0:11.35	4.71L	0:12.06 [4]			0:34.91 -6
		Justin Stanley		600m	600m		(0:12.06)			
5	2	<b>ANDALUS</b>	4	65.4	0:11.32	6.92L	0:12.38 [5]			0:35.26 +2
		Chris Whiteley		600m	600m		(0:12.38)			
6	4	<b>OODLES</b>	6	64.9	0:11.45	7.22L	0:12.32 [6]			0:35.60 +3
		Chelsea Jokic		600m	800m		(0:12.32)			

Scratched: Diamond Sky (#6)

[ ] Ranking at each section and finish  
 -:-:-:- No data available at this section  
 NA No data available

SCN Saddle cloth number  
 DNF Did not finish  
 DNT Did not track



Horse/Jockey Name	Our Turn Now
Final Rank	1
Fastest Section Time (Section)	0:11.27 (600m)
Top Speed [km/h] (Section)	65.8 (600m)
Race State	Finished



### Townsville QLD Professional

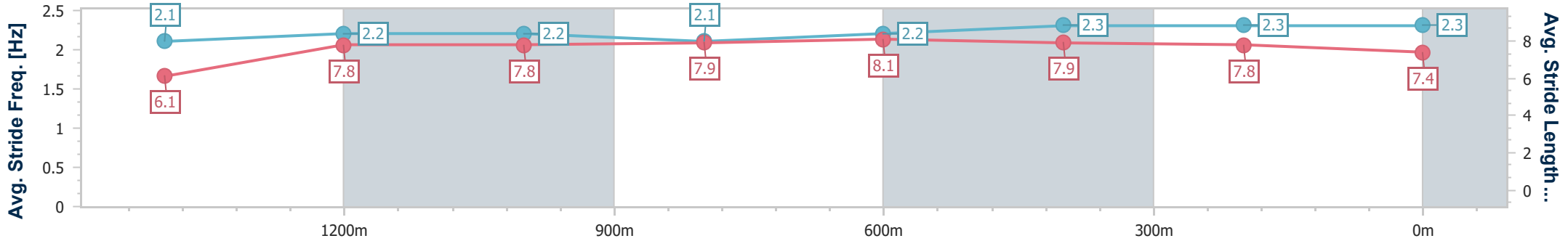
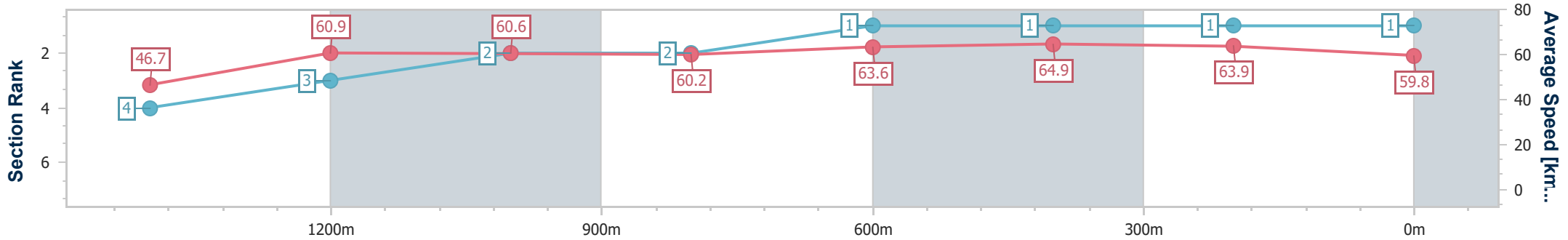
Race 2: Great Northern Brewing Co Class 3 Plate - 1609m

13 October 2024 - 13:11

Track Rating: Good 4, Weather: Fine, Rail Position: +5.5m W/Post-1000m, +2.5m Remainder



Section	Overall	1400m	1200m	1000m	800m	600m	400m	200m						
Section Times	1:37.97 [1] (0:16.27)	1:21.70 [4] (0:11.87)	1:09.83 [3] (0:11.84)	0:57.99 [2] (0:11.89)	0:46.10 [2] (0:11.41)	0:34.69 [1] (0:11.27)	0:23.42 [1] (0:11.39)	0:12.03 [1] (0:12.03)						
Average Speed [km/h]	46.7	60.9	60.6	60.2	63.6	64.9	63.9	59.8						
Top Speed [km/h]	59.8	62.6	62.6	62.4	64.3	65.8	64.9	62.8						
Avg. Dist. to Rail [m]	6.1	1.2	1.2	1.2	1.4	3.5	5.6	5.0						
Avg. Stride Freq. [Hz]	2.1	2.2	2.2	2.1	2.2	2.3	2.3	2.3						
Avg. Stride Length [m]	6.1	7.8	7.8	7.9	8.1	7.9	7.8	7.4						



- [ ] Ranking at each section and finish
- .-.-.- No data available at this section
- NA No data available





Horse/Jockey Name	City Playboy
Final Rank	2
Fastest Section Time (Section)	0:11.29 (600m)
Top Speed [km/h] (Section)	65.4 (600m)
Race State	Finished



### Townsville QLD Professional

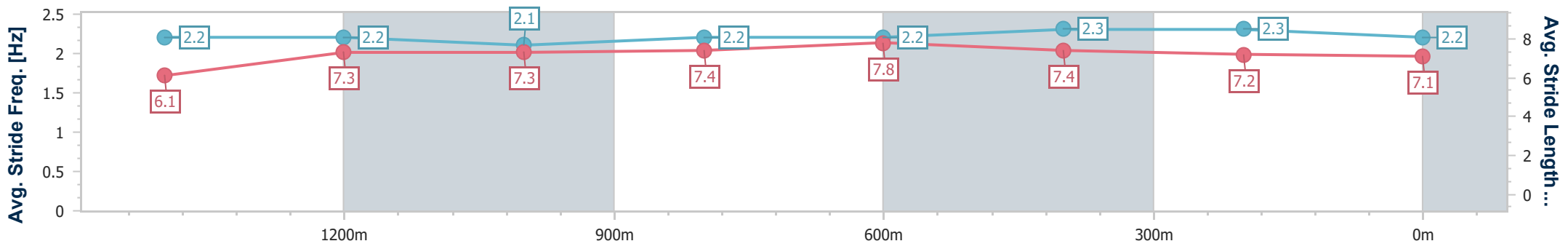
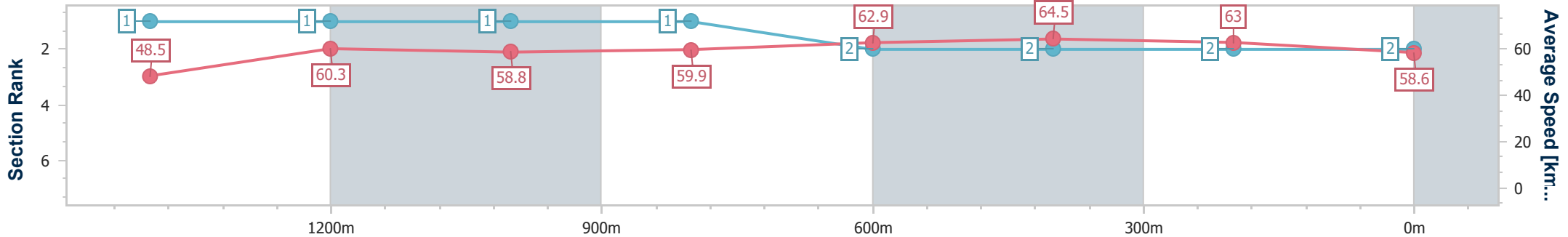
Race 2: Great Northern Brewing Co Class 3 Plate - 1609m

13 October 2024 - 13:11

Track Rating: Good 4, Weather: Fine, Rail Position: +5.5m W/Post-1000m, +2.5m Remainder



Section	Overall	1400m	1200m	1000m	800m	600m	400m	200m						
Section Times	1:38.37 [2] (0:15.63)	1:22.74 [1] (0:11.96)	1:10.78 [1] (0:12.21)	0:58.57 [1] (0:11.95)	0:46.62 [1] (0:11.53)	0:35.09 [2] (0:11.29)	0:23.80 [2] (0:11.53)	0:12.27 [2] (0:12.27)						
Average Speed [km/h]	48.5	60.3	58.8	59.9	62.9	64.5	63.0	58.6						
Top Speed [km/h]	61.7	61.6	59.2	61.7	64.3	65.4	64.3	60.9						
Avg. Dist. to Rail [m]	5.0	1.2	1.2	1.0	1.3	2.5	3.4	3.9						
Avg. Stride Freq. [Hz]	2.2	2.2	2.1	2.2	2.2	2.3	2.3	2.2						
Avg. Stride Length [m]	6.1	7.3	7.3	7.4	7.8	7.4	7.2	7.1						



- [ ] Ranking at each section and finish
- .-.- No data available at this section
- NA No data available



Horse/Jockey Name	Bold Feeling
Final Rank	3
Fastest Section Time (Section)	0:11.45 (400m)
Top Speed [km/h] (Section)	64.9 (600m)
Race State	Finished



### Townsville QLD Professional

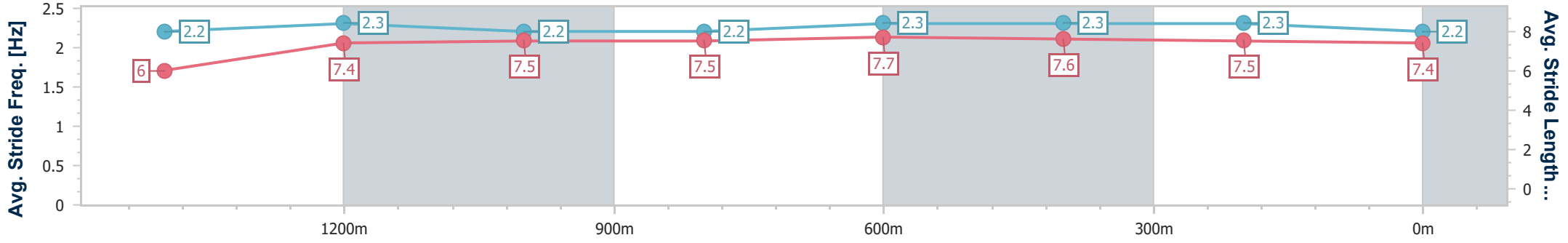
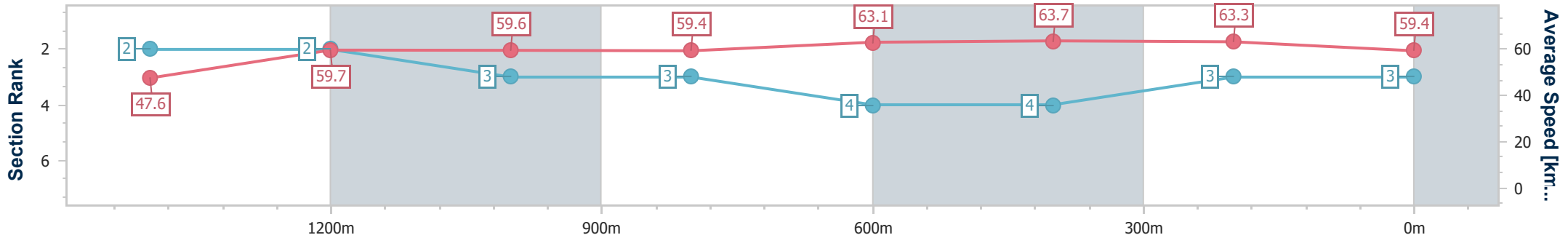
Race 2: Great Northern Brewing Co Class 3 Plate - 1609m

13 October 2024 - 13:11

Track Rating: Good 4, Weather: Fine, Rail Position: +5.5m W/Post-1000m, +2.5m Remainder



Section	Overall	1400m	1200m	1000m	800m	600m	400m	200m						
Section Times	1:38.72 [3] (0:15.99)	1:22.73 [2] (0:12.04)	1:10.69 [2] (0:12.04)	0:58.65 [3] (0:12.05)	0:46.60 [3] (0:11.51)	0:35.09 [4] (0:11.51)	0:23.58 [4] (0:11.45)	0:12.13 [3] (0:12.13)						
Average Speed [km/h]	47.6	59.7	59.6	59.4	63.1	63.7	63.3	59.4						
Top Speed [km/h]	60.6	60.5	60.9	62.4	63.5	64.9	64.9	62.9						
Avg. Dist. to Rail [m]	6.9	0.2	2.0	1.6	1.9	3.8	4.1	6.0						
Avg. Stride Freq. [Hz]	2.2	2.3	2.2	2.2	2.3	2.3	2.3	2.2						
Avg. Stride Length [m]	6.0	7.4	7.5	7.5	7.7	7.6	7.5	7.4						



- [ ] Ranking at each section and finish
- .-.- No data available at this section
- NA No data available



Horse/Jockey Name	Valenki
Final Rank	4
Fastest Section Time (Section)	0:11.35 (600m)
Top Speed [km/h] (Section)	64.9 (600m)
Race State	Finished



### Townsville QLD Professional

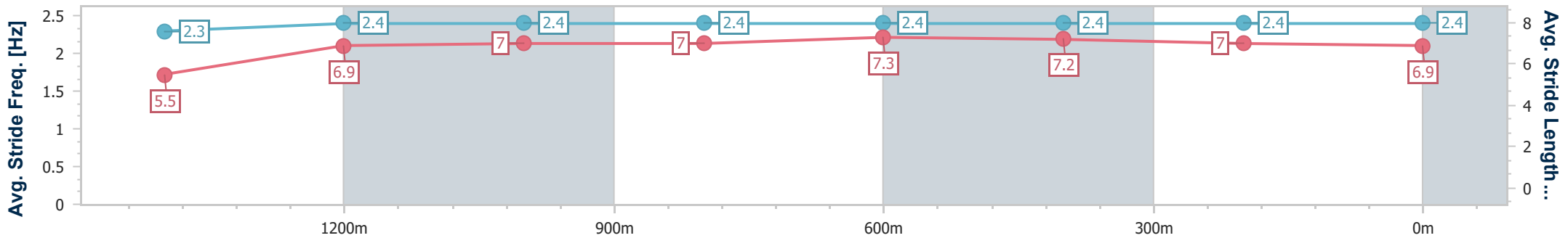
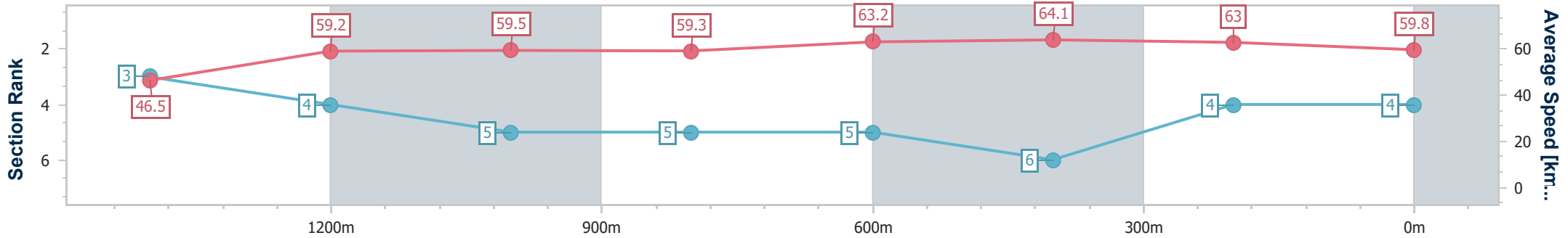
Race 2: Great Northern Brewing Co Class 3 Plate - 1609m

13 October 2024 - 13:11

Track Rating: Good 4, Weather: Fine, Rail Position: +5.5m W/Post-1000m, +2.5m Remainder



Section	Overall	1400m	1200m	1000m	800m	600m	400m	200m						
Section Times	1:38.77 [4] (0:16.20)	1:22.57 [3] (0:12.13)	1:10.44 [4] (0:12.06)	0:58.38 [5] (0:12.00)	0:46.38 [5] (0:11.47)	0:34.91 [5] (0:11.35)	0:23.56 [6] (0:11.50)	0:12.06 [4] (0:12.06)						
Average Speed [km/h]	46.5	59.2	59.5	59.3	63.2	64.1	63.0	59.8						
Top Speed [km/h]	60.6	60.4	61.2	62.3	64.3	64.9	63.8	62.3						
Avg. Dist. to Rail [m]	4.1	0.9	2.2	2.2	1.0	2.6	3.4	3.6						
Avg. Stride Freq. [Hz]	2.3	2.4	2.4	2.4	2.4	2.4	2.4	2.4						
Avg. Stride Length [m]	5.5	6.9	7.0	7.0	7.3	7.2	7.0	6.9						



- [ ] Ranking at each section and finish
- .-.- No data available at this section
- NA No data available



Horse/Jockey Name	Andalus
Final Rank	5
Fastest Section Time (Section)	0:11.32 (600m)
Top Speed [km/h] (Section)	65.4 (600m)
Race State	Finished



### Townsville QLD Professional

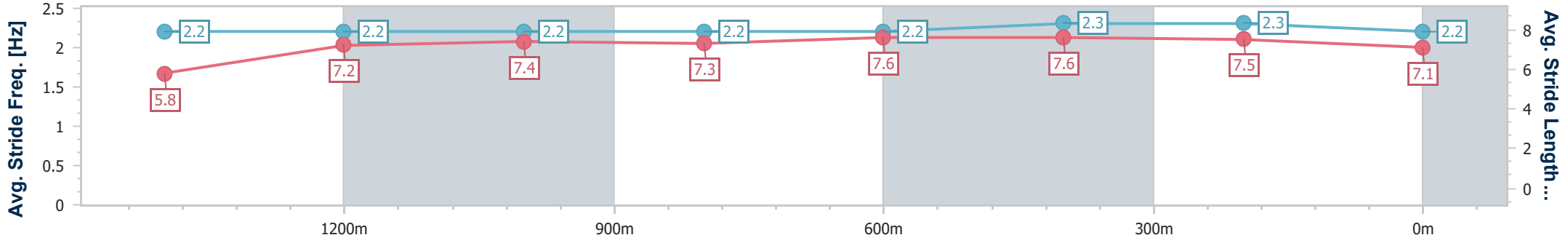
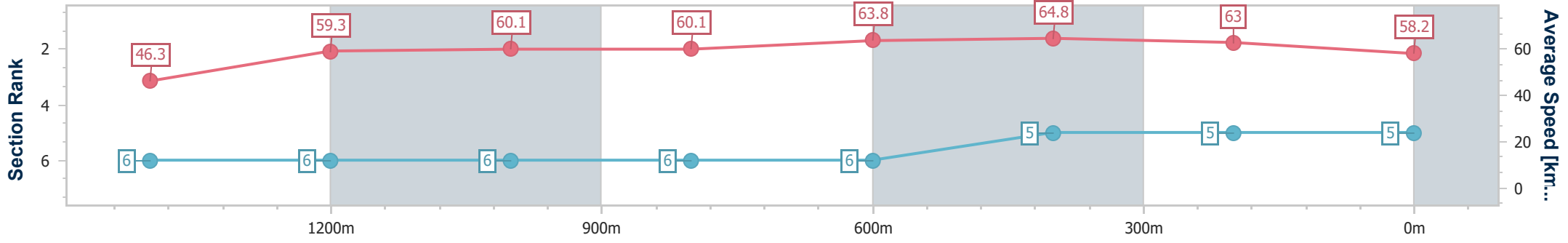
Race 2: Great Northern Brewing Co Class 3 Plate - 1609m

13 October 2024 - 13:11

Track Rating: Good 4, Weather: Fine, Rail Position: +5.5m W/Post-1000m, +2.5m Remainder



Section	Overall	1400m	1200m	1000m	800m	600m	400m	200m					
Section Times	1:39.14 [5] (0:16.42)	1:22.72 [6] (0:12.17)	1:10.55 [6] (0:11.94)	0:58.61 [6] (0:11.95)	0:46.66 [6] (0:11.40)	0:35.26 [6] (0:11.32)	0:23.94 [5] (0:11.56)	0:12.38 [5] (0:12.38)					
Average Speed [km/h]	46.3	59.3	60.1	60.1	63.8	64.8	63.0	58.2					
Top Speed [km/h]	60.6	61.0	61.6	62.6	64.9	65.4	64.4	61.0					
Avg. Dist. to Rail [m]	6.1	1.0	1.0	0.8	1.9	3.9	5.9	5.8					
Avg. Stride Freq. [Hz]	2.2	2.2	2.2	2.2	2.2	2.3	2.3	2.2					
Avg. Stride Length [m]	5.8	7.2	7.4	7.3	7.6	7.6	7.5	7.1					



- [ ] Ranking at each section and finish
- .-.- No data available at this section
- NA No data available



Horse/Jockey Name	Oodles
Final Rank	6
Fastest Section Time (Section)	0:11.45 (800m)
Top Speed [km/h] (Section)	64.9 (600m)
Race State	Finished



### Townsville QLD Professional

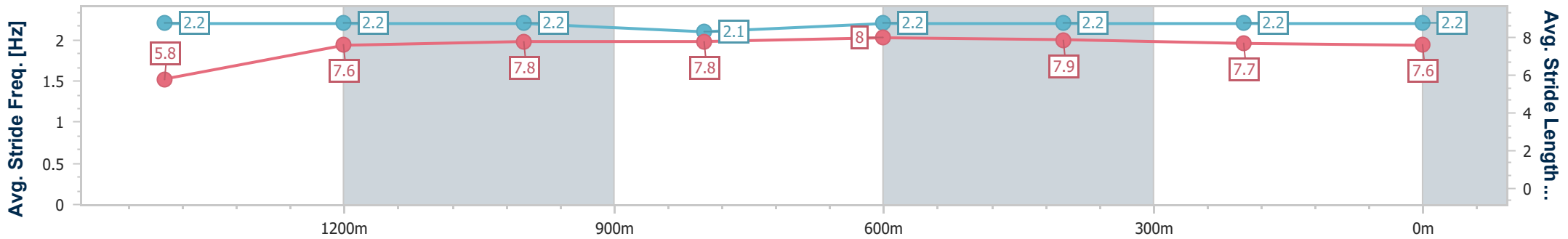
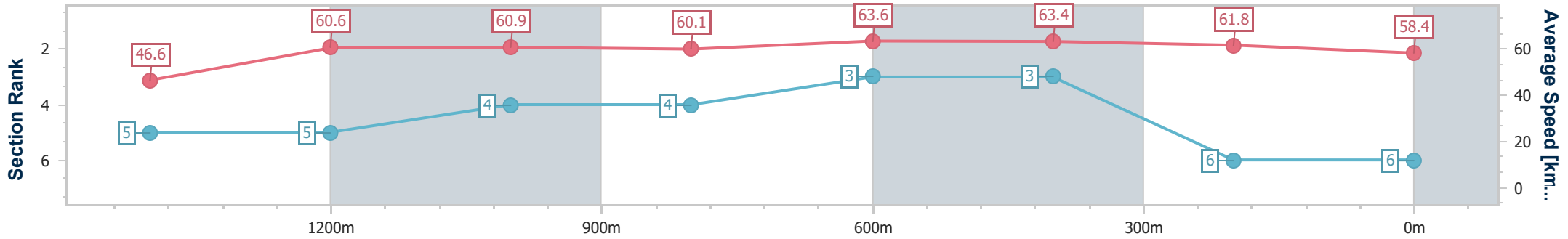
Race 2: Great Northern Brewing Co Class 3 Plate - 1609m

13 October 2024 - 13:11

Track Rating: Good 4, Weather: Fine, Rail Position: +5.5m W/Post-1000m, +2.5m Remainder



Section	Overall	1400m	1200m	1000m	800m	600m	400m	200m						
Section Times	1:39.19 [6] (0:16.40)	1:22.79 [5] (0:11.98)	1:10.81 [5] (0:11.78)	0:59.03 [4] (0:11.98)	0:47.05 [4] (0:11.45)	0:35.60 [3] (0:11.51)	0:24.09 [3] (0:11.77)	0:12.32 [6] (0:12.32)						
Average Speed [km/h]	46.6	60.6	60.9	60.1	63.6	63.4	61.8	58.4						
Top Speed [km/h]	61.0	62.3	62.5	62.8	64.7	64.9	62.5	60.9						
Avg. Dist. to Rail [m]	8.7	2.2	1.3	1.0	2.3	3.4	3.9	3.7						
Avg. Stride Freq. [Hz]	2.2	2.2	2.2	2.1	2.2	2.2	2.2	2.2						
Avg. Stride Length [m]	5.8	7.6	7.8	7.8	8.0	7.9	7.7	7.6						



- [ ] Ranking at each section and finish
- .-.- No data available at this section
- NA No data available



# Townsville QLD Professional

## Race 3: Ladbrokes Blackbook Maiden Plate - 1400m

13 October 2024 - 13:45



Track Rating: Good 4, Weather: Fine, Rail Position: +5.5m W/Post-1000m, +2.5m Remainder

Section		Overall	1200m	1000m	800m	600m	400m	Last 600m				
Field Times		1:23.56 (0:14.33)	1:09.23 (0:10.60)	0:58.63 (0:11.08)	0:47.55 (0:11.39)	0:36.16 (0:12.03)	0:24.13 (0:11.89)	0:36.16				
Rank	TAB Horse/Jockey	Barrier	Top Speed [km/h]	Fastest Section	Distance Travelled [m]							
1	3 KEEP ON RUNNING Justin Stanley	1	68.1 1200m	0:10.71 1200m	1:23.56 [1] (0:14.60)	1:08.96 [5] (0:10.71)	0:58.25 [4] (0:11.16)	0:47.09 [4] (0:11.39)	0:35.70 [4] (0:11.75)	0:23.95 [4] (0:11.86)	0:35.70	
2	5 LOOMING ONE Lacey Morrison	11	69.3 Overall	0:10.64 1200m	1:23.61 [2] (0:14.33)	1:09.28 [1] (0:10.64)	0:58.64 [2] (0:11.21)	0:47.43 [2] (0:11.31)	0:36.12 [2] (0:11.94)	0:24.18 [1] (0:11.89)	0:36.12 +1	
3	7 TYMON Scott Sheargold	6	68.8 1200m	0:10.63 1200m	1:23.75 [3] (0:15.02)	1:08.73 [11] (0:10.63)	0:58.10 [8] (0:11.09)	0:47.01 [6] (0:11.28)	0:35.73 [6] (0:11.68)	0:24.05 [5] (0:11.85)	0:35.73 +1	
4	2 FIGHTING EDGE Chelsea Jokic	10	66.1 1200m	0:10.94 1200m	1:23.99 [4] (0:14.60)	1:09.39 [5] (0:10.94)	0:58.45 [7] (0:11.24)	0:47.21 [7] (0:11.30)	0:35.91 [7] (0:11.73)	0:24.18 [6] (0:11.85)	0:35.91 +10	
5	10 MISS FARSTAR Denicious Smith	8	67.5 1200m	0:10.81 1200m	1:24.14 [5] (0:14.64)	1:09.50 [7] (0:10.81)	0:58.69 [5] (0:11.27)	0:47.42 [5] (0:11.21)	0:36.21 [5] (0:11.93)	0:24.28 [7] (0:11.88)	0:36.21 +6	
6	9 BRAMBLE Ryan Wiggins	2	67.1 1200m	0:10.79 1200m	1:24.17 [6] (0:14.43)	1:09.74 [3] (0:10.79)	0:58.95 [3] (0:11.08)	0:47.87 [3] (0:11.31)	0:36.56 [3] (0:11.93)	0:24.63 [2] (0:12.10)	0:36.56 +6	
7	4 KINGS CASTLE Graham Kliese	5	66.4 1200m	0:10.96 1200m	1:24.42 [7] (0:14.90)	1:09.52 [10] (0:10.96)	0:58.56 [11] (0:11.30)	0:47.26 [10] (0:11.19)	0:36.07 [9] (0:11.73)	0:24.34 [8] (0:11.95)	0:36.07 +9	
8	6 TWILIGHT STEPS Adam Sewell	9	66.6 1200m	0:10.96 1200m	1:24.52 [8] (0:14.87)	1:09.65 [9] (0:10.96)	0:58.69 [10] (0:11.49)	0:47.20 [11] (0:11.36)	0:35.84 [11] (0:11.51)	0:24.33 [11] (0:11.72)	0:35.84 +5	
9	1 ARIK LAD Jackson Murphy	4	66.5 1200m	0:10.97 1200m	1:24.69 [9] (0:14.78)	1:09.91 [8] (0:10.97)	0:58.94 [9] (0:11.28)	0:47.66 [9] (0:11.39)	0:36.27 [10] (0:11.66)	0:24.61 [9] (0:11.94)	0:36.27 +6	
10	11 SHIHO Nathan Day	7	68.5 1200m	0:10.56 1200m	1:25.76 [10] (0:14.37)	1:11.39 [2] (0:10.56)	1:00.83 [1] (0:11.08)	0:49.75 [1] (0:11.39)	0:38.36 [1] (0:12.17)	0:26.19 [3] (0:12.46)	0:38.36 +6	

[ ] Ranking at each section and finish  
 -:-:- No data available at this section  
 NA No data available

SCN Saddle cloth number  
 DNF Did not finish  
 DNT Did not track



# Townsville QLD Professional

## Race 3: Ladbrokes Blackbook Maiden Plate - 1400m

13 October 2024 - 13:45



Track Rating: Good 4, Weather: Fine, Rail Position: +5.5m W/Post-1000m, +2.5m Remainder

Section	Overall	1200m	1000m	800m	600m	400m	Last 600m
Field Times	1:23.56 (0:14.33)	1:09.23 (0:10.60)	0:58.63 (0:11.08)	0:47.55 (0:11.39)	0:36.16 (0:12.03)	0:24.13 (0:11.89)	0:36.16

Rank	TAB	Horse/Jockey	Barrier	Top Speed [km/h]	Fastest Section	Overall	1200m	1000m	800m	600m	400m	Last 600m	Distance Travelled [m]
11	8	BOGAN PRINCESS	3	66.6	0:10.95	1:26.25 [11]	1:11.66 [4]	1:00.71 [6]	0:49.45 [8]	0:37.97 [8]	0:26.07 [10]	0:37.97	+6
		Nathan Thomas		1200m	1200m	(0:14.59)	(0:10.95)	(0:11.26)	(0:11.48)	(0:11.90)	(0:12.13)		



# Townsville QLD Professional

## Race 3: Ladbrokes Blackbook Maiden Plate - 1400m

13 October 2024 - 13:45



Track Rating: Good 4, Weather: Fine, Rail Position: +5.5m W/Post-1000m, +2.5m Remainder

Section				200m				Last 600m	
Field Times				0:12.24		(0:12.24)		0:36.16	
Rank	TAB	Horse/Jockey	Barrier	Top Speed [km/h]	Fastest Section	Margin			Distance Travelled [m]
1	3	<b>KEEP ON RUNNING</b> Justin Stanley	1	68.1 1200m	0:10.71 1200m	0:12.09 [2] (0:12.09)	1:23.56		0:35.70
2	5	<b>LOOMING ONE</b> Lacey Morrison	11	69.3 Overall	0:10.64 1200m	0:12.29 [1] (0:12.29)	0.26L		0:36.12 +1
3	7	<b>TYMON</b> Scott Sheargold	6	68.8 1200m	0:10.63 1200m	0:12.20 [3] (0:12.20)	1.1L		0:35.73 +1
4	2	<b>FIGHTING EDGE</b> Chelsea Jokic	10	66.1 1200m	0:10.94 1200m	0:12.33 [5] (0:12.33)	2.49L		0:35.91 +10
5	10	<b>MISS FARSTAR</b> Denicious Smith	8	67.5 1200m	0:10.81 1200m	0:12.40 [6] (0:12.40)	3.42L		0:36.21 +6
6	9	<b>BRAMBLE</b> Ryan Wiggins	2	67.1 1200m	0:10.79 1200m	0:12.53 [4] (0:12.53)	3.59L		0:36.56 +6
7	4	<b>KINGS CASTLE</b> Graham Kliese	5	66.4 1200m	0:10.96 1200m	0:12.39 [10] (0:12.39)	5.04L		0:36.07 +9
8	6	<b>TWILIGHT STEPS</b> Adam Sewell	9	66.6 1200m	0:10.96 1200m	0:12.61 [7] (0:12.61)	5.63L		0:35.84 +5
9	1	<b>ARIK LAD</b> Jackson Murphy	4	66.5 1200m	0:10.97 1200m	0:12.67 [8] (0:12.67)	6.63L		0:36.27 +6
10	11	<b>SHIHO</b> Nathan Day	7	68.5 1200m	0:10.56 1200m	0:13.73 [9] (0:13.73)	12.9L		0:38.36 +6

[ ] Ranking at each section and finish  
 -:-:- No data available at this section  
 NA No data available

SCN Saddle cloth number  
 DNF Did not finish  
 DNT Did not track





**Townsville QLD Professional**  
**Race 3: Ladbrokes Blackbook Maiden Plate - 1400m**  
**13 October 2024 - 13:45**



Track Rating: Good 4, Weather: Fine, Rail Position: +5.5m W/Post-1000m, +2.5m Remainder

Section				200m				Last 600m		
Field Times				0:12.24 (0:12.24)				0:36.16		
Rank	TAB	Horse/Jockey	Barrier	Top Speed [km/h]	Fastest Section	Margin			Distance Travelled [m]	
11	8	<b>BOGAN PRINCESS</b>	3	66.6	0:10.95	0:13.94 [11]	15.82L		0:37.97	+6
		Nathan Thomas		1200m	1200m	(0:13.94)				

[ ] Ranking at each section and finish  
 -:-:- No data available at this section  
 NA No data available

SCN Saddle cloth number  
 DNF Did not finish  
 DNT Did not track



Horse/Jockey Name	Keep On Running
Final Rank	1
Fastest Section Time (Section)	0:10.71 (1200m)
Top Speed [km/h] (Section)	68.1 (1200m)
Race State	Finished



### Townsville QLD Professional

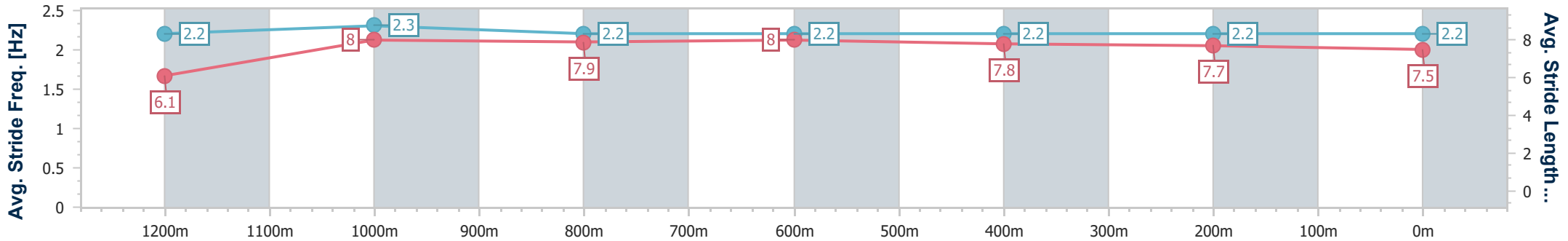
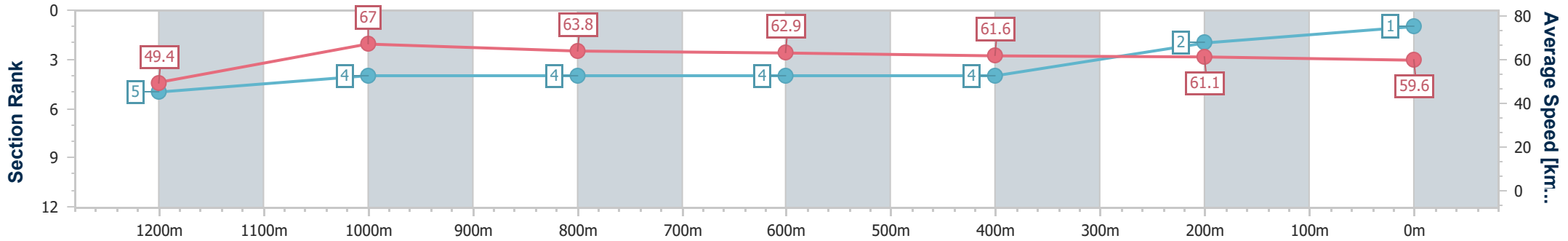
Race 3: Ladbrokes Blackbook Maiden Plate - 1400m

13 October 2024 - 13:45

Track Rating: Good 4, Weather: Fine, Rail Position: +5.5m W/Post-1000m, +2.5m Remainder



Section	Overall	1200m	1000m	800m	600m	400m	200m
Section Times	1:23.56 [1] (0:14.60)	1:08.96 [5] (0:10.71)	0:58.25 [4] (0:11.16)	0:47.09 [4] (0:11.39)	0:35.70 [4] (0:11.75)	0:23.95 [4] (0:11.86)	0:12.09 [2] (0:12.09)
Average Speed [km/h]	49.4	67.0	63.8	62.9	61.6	61.1	59.6
Top Speed [km/h]	66.9	68.1	65.4	64.0	62.7	61.6	61.3
Avg. Dist. to Rail [m]	2.8	1.2	2.1	0.9	1.3	4.2	5.8
Avg. Stride Freq. [Hz]	2.2	2.3	2.2	2.2	2.2	2.2	2.2
Avg. Stride Length [m]	6.1	8.0	7.9	8.0	7.8	7.7	7.5



- [ ] Ranking at each section and finish
- .-.- No data available at this section
- NA No data available



Horse/Jockey Name	Looming One
Final Rank	2
Fastest Section Time (Section)	0:10.64 (1200m)
Top Speed [km/h] (Section)	69.3 (Overall)
Race State	Finished



### Townsville QLD Professional

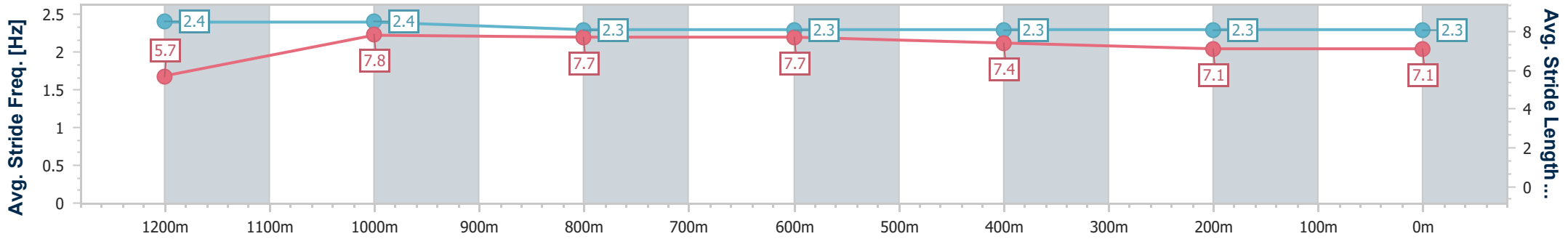
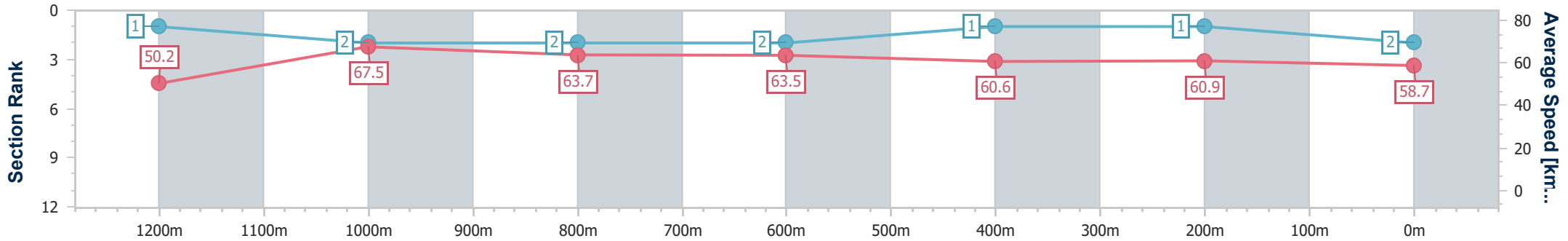
Race 3: Ladbrokes Blackbook Maiden Plate - 1400m

13 October 2024 - 13:45

Track Rating: Good 4, Weather: Fine, Rail Position: +5.5m W/Post-1000m, +2.5m Remainder



Section	Overall	1200m	1000m	800m	600m	400m	200m
Section Times	1:23.61 [2] (0:14.33)	1:09.28 [1] (0:10.64)	0:58.64 [2] (0:11.21)	0:47.43 [2] (0:11.31)	0:36.12 [2] (0:11.94)	0:24.18 [1] (0:11.89)	0:12.29 [1] (0:12.29)
Average Speed [km/h]	50.2	67.5	63.7	63.5	60.6	60.9	58.7
Top Speed [km/h]	69.3	69.1	64.5	64.2	62.2	61.4	60.2
Avg. Dist. to Rail [m]	11.0	2.1	2.0	0.8	1.4	3.2	3.8
Avg. Stride Freq. [Hz]	2.4	2.4	2.3	2.3	2.3	2.3	2.3
Avg. Stride Length [m]	5.7	7.8	7.7	7.7	7.4	7.1	7.1



- [ ] Ranking at each section and finish
- .-.- No data available at this section
- NA No data available



Horse/Jockey Name	Tymon
Final Rank	3
Fastest Section Time (Section)	0:10.63 (1200m)
Top Speed [km/h] (Section)	68.8 (1200m)
Race State	Finished



Townsville QLD Professional

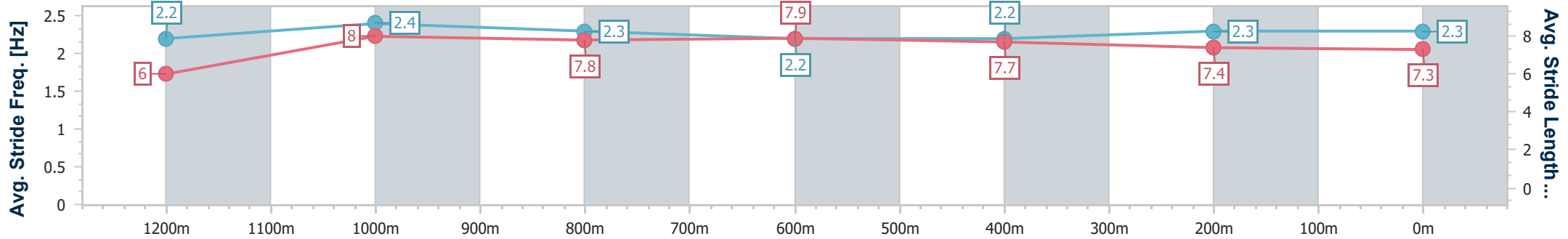
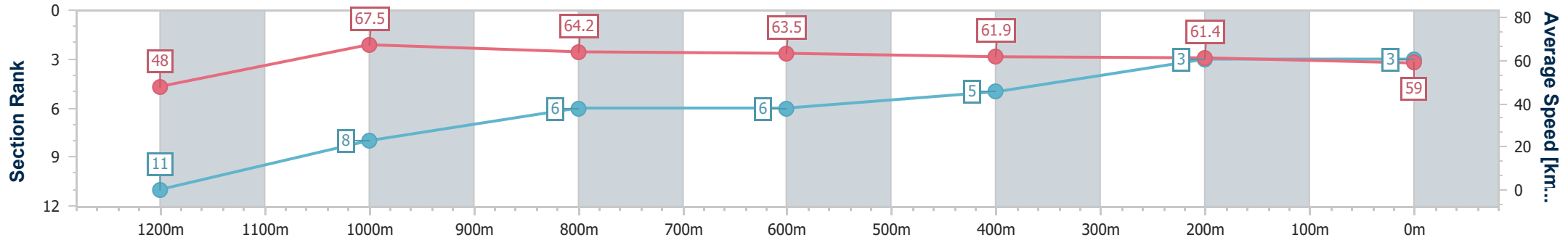
Race 3: Ladbrokes Blackbook Maiden Plate - 1400m

13 October 2024 - 13:45

Track Rating: Good 4, Weather: Fine, Rail Position: +5.5m W/Post-1000m, +2.5m Remainder



Section	Overall	1200m	1000m	800m	600m	400m	200m
Section Times	1:23.75 [3] (0:15.02)	1:08.73 [11] (0:10.63)	0:58.10 [8] (0:11.09)	0:47.01 [6] (0:11.28)	0:35.73 [6] (0:11.68)	0:24.05 [5] (0:11.85)	0:12.20 [3] (0:12.20)
Average Speed [km/h]	48.0	67.5	64.2	63.5	61.9	61.4	59.0
Top Speed [km/h]	67.6	68.8	66.1	65.1	63.0	62.3	61.1
Avg. Dist. to Rail [m]	5.1	1.1	2.1	1.1	1.4	5.5	6.3
Avg. Stride Freq. [Hz]	2.2	2.4	2.3	2.2	2.2	2.3	2.3
Avg. Stride Length [m]	6.0	8.0	7.8	7.9	7.7	7.4	7.3



- [ ] Ranking at each section and finish
- .-.- No data available at this section
- NA No data available



Horse/Jockey Name	Fighting Edge
Final Rank	4
Fastest Section Time (Section)	0:10.94 (1200m)
Top Speed [km/h] (Section)	66.1 (1200m)
Race State	Finished



### Townsville QLD Professional

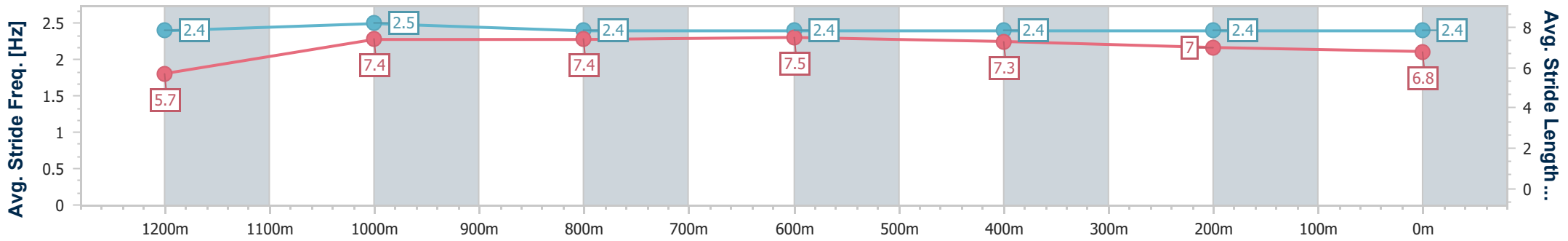
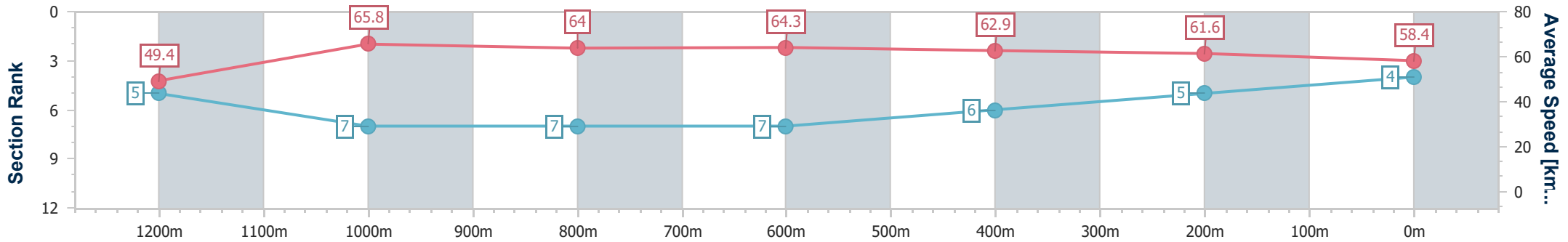
Race 3: Ladbrokes Blackbook Maiden Plate - 1400m

13 October 2024 - 13:45

Track Rating: Good 4, Weather: Fine, Rail Position: +5.5m W/Post-1000m, +2.5m Remainder



Section	Overall	1200m	1000m	800m	600m	400m	200m
Section Times	1:23.99 [4] (0:14.60)	1:09.39 [5] (0:10.94)	0:58.45 [7] (0:11.24)	0:47.21 [7] (0:11.30)	0:35.91 [7] (0:11.73)	0:24.18 [6] (0:11.85)	0:12.33 [5] (0:12.33)
Average Speed [km/h]	49.4	65.8	64.0	64.3	62.9	61.6	58.4
Top Speed [km/h]	65.3	66.1	65.2	65.2	64.0	63.0	61.1
Avg. Dist. to Rail [m]	9.5	2.4	0.8	1.6	4.9	7.5	7.7
Avg. Stride Freq. [Hz]	2.4	2.5	2.4	2.4	2.4	2.4	2.4
Avg. Stride Length [m]	5.7	7.4	7.4	7.5	7.3	7.0	6.8



- [ ] Ranking at each section and finish
- .-.- No data available at this section
- NA No data available



Horse/Jockey Name	Miss Farstar
Final Rank	5
Fastest Section Time (Section)	0:10.81 (1200m)
Top Speed [km/h] (Section)	67.5 (1200m)
Race State	Finished



Townsville QLD Professional

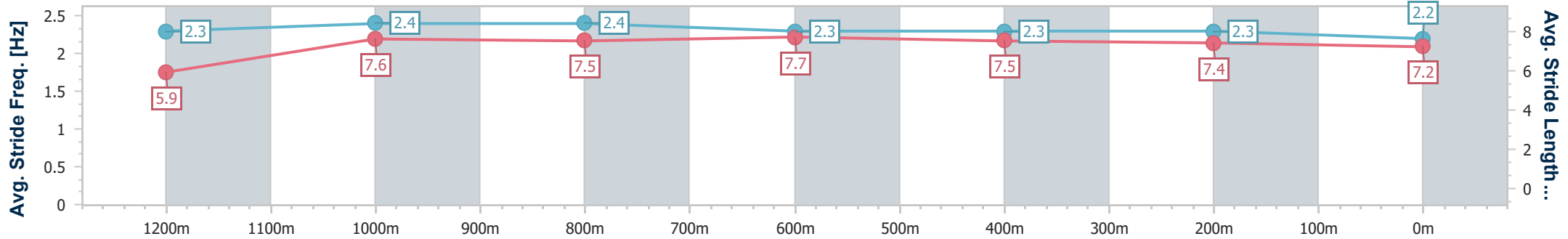
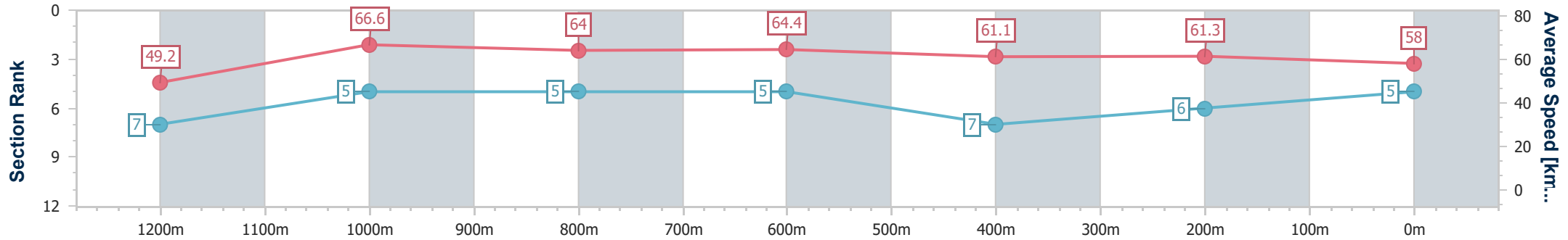
Race 3: Ladbrokes Blackbook Maiden Plate - 1400m

13 October 2024 - 13:45

Track Rating: Good 4, Weather: Fine, Rail Position: +5.5m W/Post-1000m, +2.5m Remainder



Section	Overall	1200m	1000m	800m	600m	400m	200m
Section Times	1:24.14 [5] (0:14.64)	1:09.50 [7] (0:10.81)	0:58.69 [5] (0:11.27)	0:47.42 [5] (0:11.21)	0:36.21 [5] (0:11.93)	0:24.28 [7] (0:11.88)	0:12.40 [6] (0:12.40)
Average Speed [km/h]	49.2	66.6	64.0	64.4	61.1	61.3	58.0
Top Speed [km/h]	67.5	67.5	66.1	65.2	62.9	62.7	60.4
Avg. Dist. to Rail [m]	7.8	1.2	1.0	0.4	2.6	6.5	6.8
Avg. Stride Freq. [Hz]	2.3	2.4	2.4	2.3	2.3	2.3	2.2
Avg. Stride Length [m]	5.9	7.6	7.5	7.7	7.5	7.4	7.2



- [ ] Ranking at each section and finish
- .-.- No data available at this section
- NA No data available



Horse/Jockey Name	Bramble
Final Rank	6
Fastest Section Time (Section)	0:10.79 (1200m)
Top Speed [km/h] (Section)	67.1 (1200m)
Race State	Finished



### Townsville QLD Professional

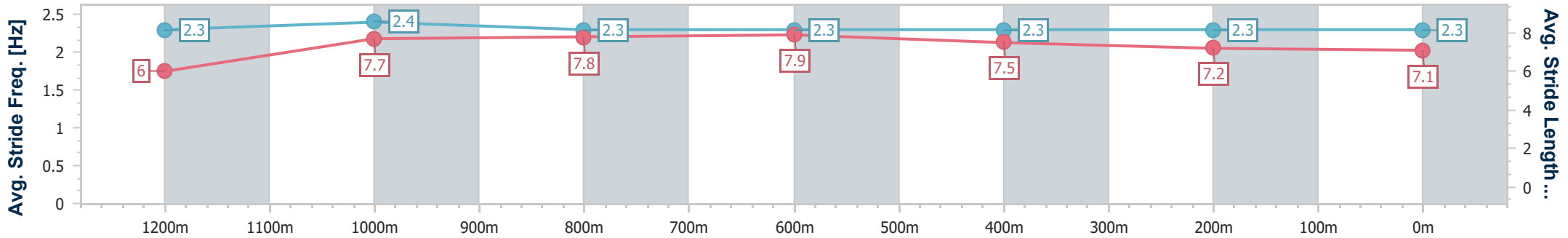
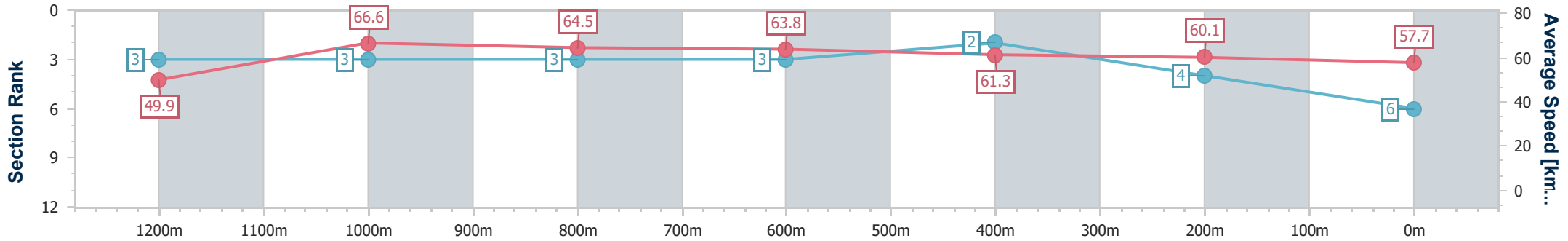
Race 3: Ladbrokes Blackbook Maiden Plate - 1400m

13 October 2024 - 13:45

Track Rating: Good 4, Weather: Fine, Rail Position: +5.5m W/Post-1000m, +2.5m Remainder



Section	Overall	1200m	1000m	800m	600m	400m	200m
Section Times	1:24.17 [6] (0:14.43)	1:09.74 [3] (0:10.79)	0:58.95 [3] (0:11.08)	0:47.87 [3] (0:11.31)	0:36.56 [3] (0:11.93)	0:24.63 [2] (0:12.10)	0:12.53 [4] (0:12.53)
Average Speed [km/h]	49.9	66.6	64.5	63.8	61.3	60.1	57.7
Top Speed [km/h]	66.4	67.1	65.3	64.9	62.1	61.3	59.3
Avg. Dist. to Rail [m]	3.8	1.3	1.3	0.4	3.2	5.1	5.7
Avg. Stride Freq. [Hz]	2.3	2.4	2.3	2.3	2.3	2.3	2.3
Avg. Stride Length [m]	6.0	7.7	7.8	7.9	7.5	7.2	7.1



- [ ] Ranking at each section and finish
- .-.- No data available at this section
- NA No data available



Horse/Jockey Name	Kings Castle
Final Rank	7
Fastest Section Time (Section)	0:10.96 (1200m)
Top Speed [km/h] (Section)	66.4 (1200m)
Race State	Finished



### Townsville QLD Professional

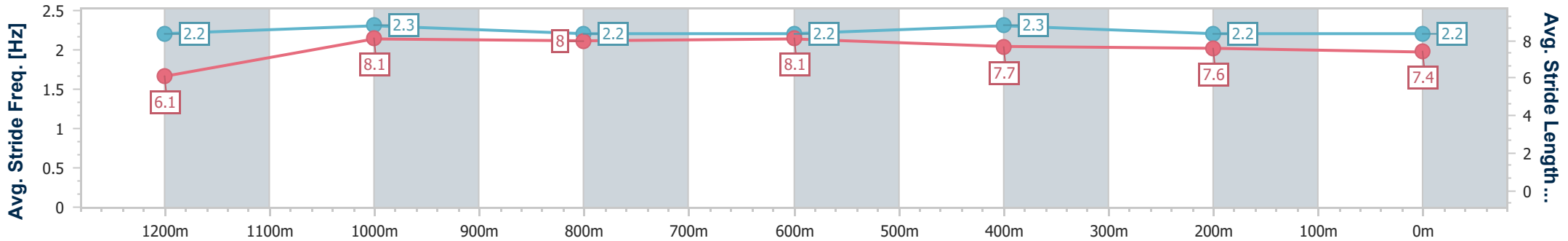
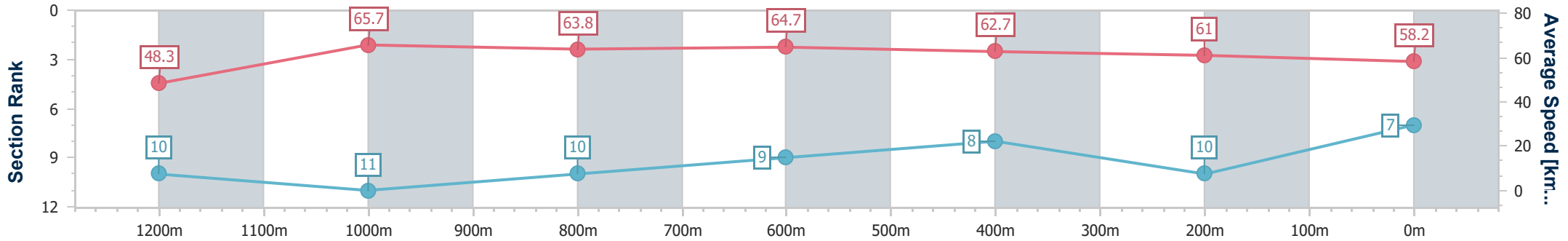
Race 3: Ladbrokes Blackbook Maiden Plate - 1400m

13 October 2024 - 13:45

Track Rating: Good 4, Weather: Fine, Rail Position: +5.5m W/Post-1000m, +2.5m Remainder



Section	Overall	1200m	1000m	800m	600m	400m	200m
Section Times	1:24.42 [7] (0:14.90)	1:09.52 [10] (0:10.96)	0:58.56 [11] (0:11.30)	0:47.26 [10] (0:11.19)	0:36.07 [9] (0:11.73)	0:24.34 [8] (0:11.95)	0:12.39 [10] (0:12.39)
Average Speed [km/h]	48.3	65.7	63.8	64.7	62.7	61.0	58.2
Top Speed [km/h]	65.7	66.4	65.5	65.6	64.5	61.8	60.2
Avg. Dist. to Rail [m]	5.9	2.1	0.5	1.1	4.6	6.9	7.6
Avg. Stride Freq. [Hz]	2.2	2.3	2.2	2.2	2.3	2.2	2.2
Avg. Stride Length [m]	6.1	8.1	8.0	8.1	7.7	7.6	7.4



- [ ] Ranking at each section and finish
- .-.- No data available at this section
- NA No data available





Horse/Jockey Name	Twilight Steps
Final Rank	8
Fastest Section Time (Section)	0:10.96 (1200m)
Top Speed [km/h] (Section)	66.6 (1200m)
Race State	Finished



### Townsville QLD Professional

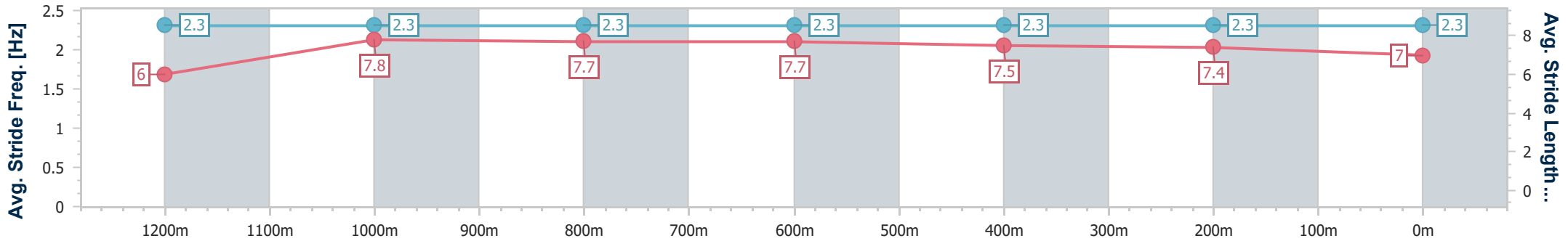
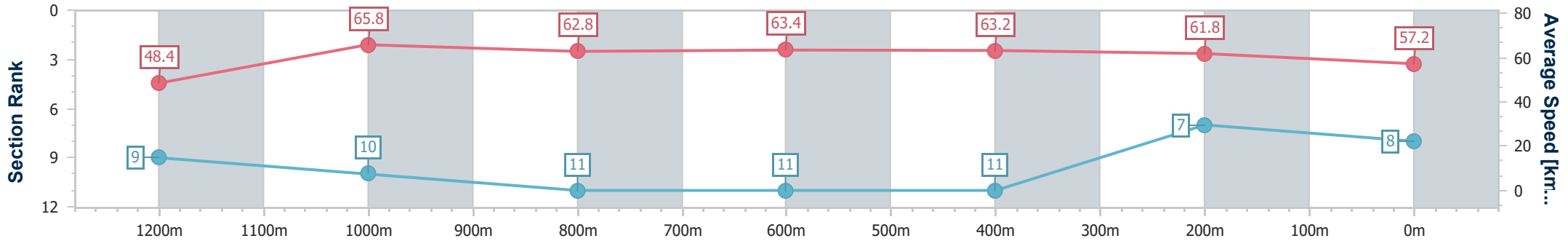
Race 3: Ladbrokes Blackbook Maiden Plate - 1400m

13 October 2024 - 13:45

Track Rating: Good 4, Weather: Fine, Rail Position: +5.5m W/Post-1000m, +2.5m Remainder



Section	Overall	1200m	1000m	800m	600m	400m	200m
Section Times	1:24.52 [8] (0:14.87)	1:09.65 [9] (0:10.96)	0:58.69 [10] (0:11.49)	0:47.20 [11] (0:11.36)	0:35.84 [11] (0:11.51)	0:24.33 [11] (0:11.72)	0:12.61 [7] (0:12.61)
Average Speed [km/h]	48.4	65.8	62.8	63.4	63.2	61.8	57.2
Top Speed [km/h]	65.6	66.6	65.4	65.9	64.0	63.3	59.9
Avg. Dist. to Rail [m]	9.2	2.8	0.7	0.4	2.0	3.5	3.9
Avg. Stride Freq. [Hz]	2.3	2.3	2.3	2.3	2.3	2.3	2.3
Avg. Stride Length [m]	6.0	7.8	7.7	7.7	7.5	7.4	7.0



- [ ] Ranking at each section and finish
- .-.- No data available at this section
- NA No data available



Horse/Jockey Name	Arik Lad
Final Rank	9
Fastest Section Time (Section)	0:10.97 (1200m)
Top Speed [km/h] (Section)	66.5 (1200m)
Race State	Finished



### Townsville QLD Professional

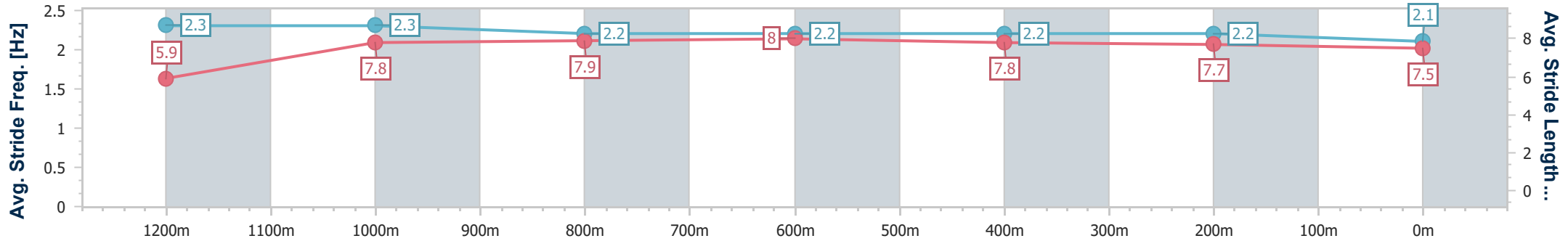
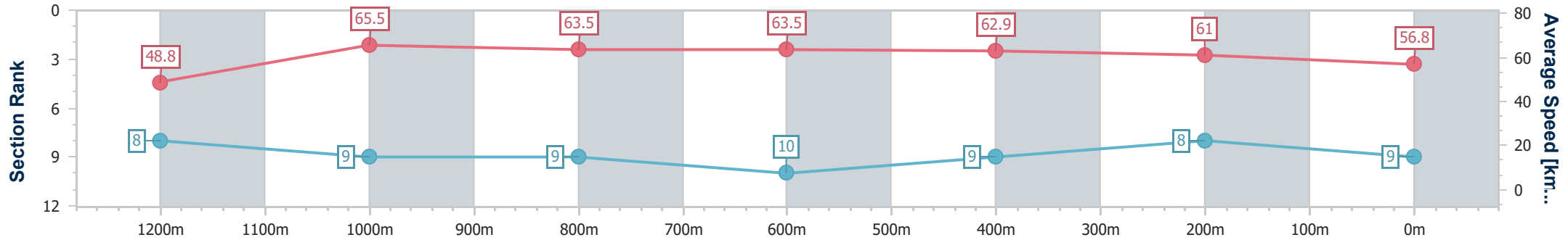
Race 3: Ladbrokes Blackbook Maiden Plate - 1400m

13 October 2024 - 13:45

Track Rating: Good 4, Weather: Fine, Rail Position: +5.5m W/Post-1000m, +2.5m Remainder



Section	Overall	1200m	1000m	800m	600m	400m	200m
Section Times	1:24.69 [9] (0:14.78)	1:09.91 [8] (0:10.97)	0:58.94 [9] (0:11.28)	0:47.66 [9] (0:11.39)	0:36.27 [10] (0:11.66)	0:24.61 [9] (0:11.94)	0:12.67 [8] (0:12.67)
Average Speed [km/h]	48.8	65.5	63.5	63.5	62.9	61.0	56.8
Top Speed [km/h]	65.9	66.5	65.2	65.3	63.6	62.3	59.8
Avg. Dist. to Rail [m]	4.4	1.2	0.9	0.6	3.9	6.1	6.2
Avg. Stride Freq. [Hz]	2.3	2.3	2.2	2.2	2.2	2.2	2.1
Avg. Stride Length [m]	5.9	7.8	7.9	8.0	7.8	7.7	7.5



- [ ] Ranking at each section and finish
- .-.- No data available at this section
- NA No data available



Horse/Jockey Name	Shiho
Final Rank	10
Fastest Section Time (Section)	0:10.56 (1200m)
Top Speed [km/h] (Section)	68.5 (1200m)
Race State	Finished



### Townsville QLD Professional

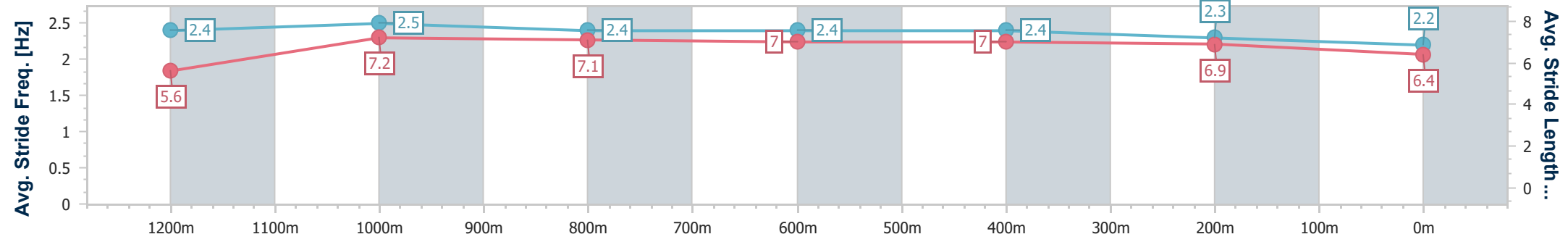
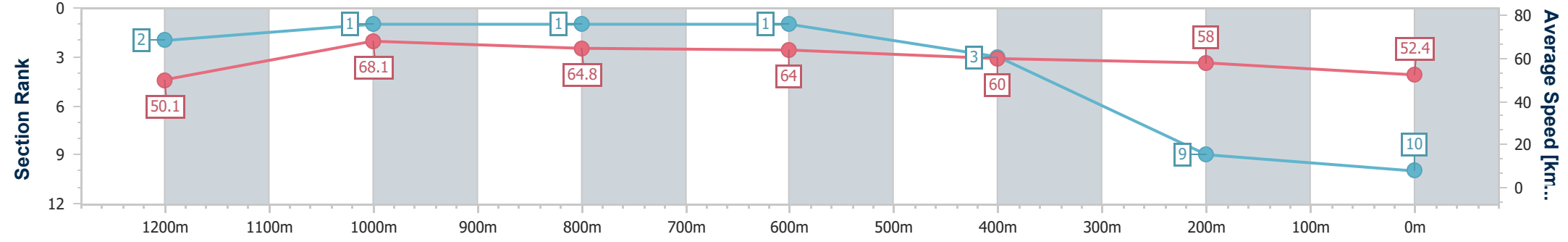
Race 3: Ladbrokes Blackbook Maiden Plate - 1400m

13 October 2024 - 13:45

Track Rating: Good 4, Weather: Fine, Rail Position: +5.5m W/Post-1000m, +2.5m Remainder



Section	Overall	1200m	1000m	800m	600m	400m	200m
Section Times	1:25.76 [10] (0:14.37)	1:11.39 [2] (0:10.56)	1:00.83 [1] (0:11.08)	0:49.75 [1] (0:11.39)	0:38.36 [1] (0:12.17)	0:26.19 [3] (0:12.46)	0:13.73 [9] (0:13.73)
Average Speed [km/h]	50.1	68.1	64.8	64.0	60.0	58.0	52.4
Top Speed [km/h]	67.1	68.5	66.4	64.9	61.4	59.0	57.1
Avg. Dist. to Rail [m]	7.5	1.6	1.1	2.2	2.8	3.1	4.6
Avg. Stride Freq. [Hz]	2.4	2.5	2.4	2.4	2.4	2.3	2.2
Avg. Stride Length [m]	5.6	7.2	7.1	7.0	7.0	6.9	6.4



- [ ] Ranking at each section and finish
- .-.- No data available at this section
- NA No data available



Horse/Jockey Name	Bogan Princess
Final Rank	11
Fastest Section Time (Section)	0:10.95 (1200m)
Top Speed [km/h] (Section)	66.6 (1200m)
Race State	Finished



Townsville QLD Professional

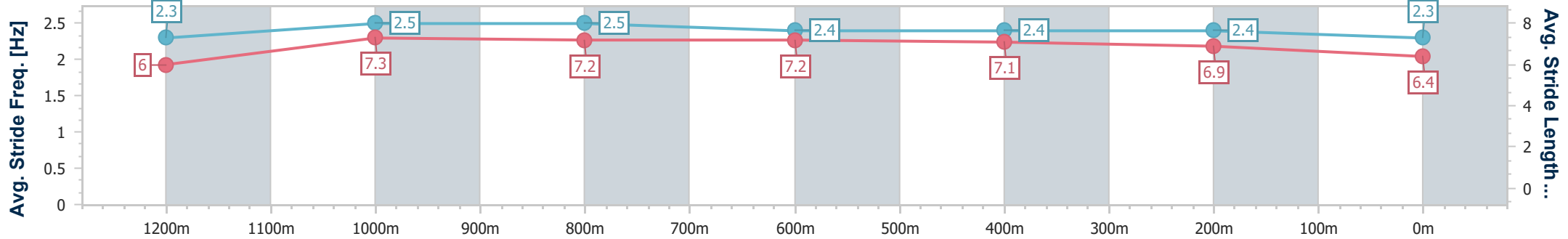
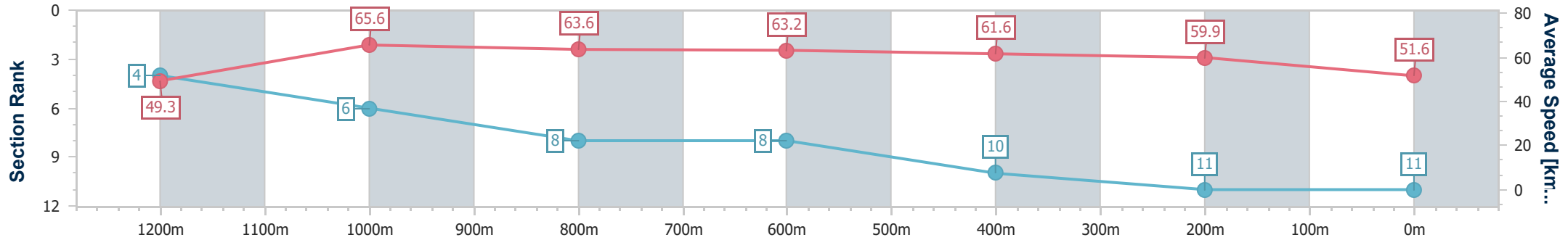
Race 3: Ladbrokes Blackbook Maiden Plate - 1400m

13 October 2024 - 13:45

Track Rating: Good 4, Weather: Fine, Rail Position: +5.5m W/Post-1000m, +2.5m Remainder



Section	Overall	1200m	1000m	800m	600m	400m	200m
Section Times	1:26.25 [11] (0:14.59)	1:11.66 [4] (0:10.95)	1:00.71 [6] (0:11.26)	0:49.45 [8] (0:11.48)	0:37.97 [8] (0:11.90)	0:26.07 [10] (0:12.13)	0:13.94 [11] (0:13.94)
Average Speed [km/h]	49.3	65.6	63.6	63.2	61.6	59.9	51.6
Top Speed [km/h]	64.5	66.6	65.4	64.8	62.8	61.3	57.7
Avg. Dist. to Rail [m]	4.2	1.4	1.2	1.3	3.8	5.4	7.0
Avg. Stride Freq. [Hz]	2.3	2.5	2.5	2.4	2.4	2.4	2.3
Avg. Stride Length [m]	6.0	7.3	7.2	7.2	7.1	6.9	6.4



- [ ] Ranking at each section and finish
- .-.- No data available at this section
- NA No data available



# Townsville QLD Professional

## Race 4: Cowboys Leagues Club BM70 Handicap - 1000m

13 October 2024 - 14:20



Track Rating: Good 4, Weather: Fine, Rail Position: +5.5m W/Post-1000m, +2.5m Remainder

Section		Overall	800m	600m	400m	200m	Last 600m					
Field Times		0:56.56 (0:13.21)	0:43.35 (0:10.38)	0:32.97 (0:10.62)	0:22.35 (0:10.92)	0:11.43 (0:11.43)	0:32.97					
Rank	TAB Horse/Jockey	Barrier	Top Speed [km/h]	Fastest Section	Margin			Distance Travelled [m]				
1	4 <b>YOUR TOO GOOD</b> Ashley Butler	2	70.4 800m	0:10.38 800m	0:56.56 [1] (0:13.21)	0:43.35 [1] (0:10.38)	0:32.97 [1] (0:10.62)	0:22.35 [1] (0:10.92)	0:11.43 [1] (0:11.43)	0:56.56	0:32.97	
2	8 <b>TALONS</b> Lacey Morrison	7	70.2 800m	0:10.38 800m	0:56.67 [2] (0:13.64)	0:43.03 [7] (0:10.38)	0:32.65 [6] (0:10.47)	0:22.18 [4] (0:10.84)	0:11.34 [2] (0:11.34)	0.64L	0:32.65	-1
3	5 <b>LAST DITCH EFFORT</b> Ryan Wiggins	5	70.2 Overall	0:10.47 800m	0:56.76 [3] (0:13.37)	0:43.39 [3] (0:10.47)	0:32.92 [5] (0:10.84)	0:22.08 [6] (0:10.86)	0:11.22 [6] (0:11.22)	1.16L	0:32.92	+4
4	3 <b>RIGEL STAR</b> Nathan Thomas	4	72.0 800m	0:10.24 800m	0:56.83 [4] (0:13.59)	0:43.24 [5] (0:10.24)	0:33.00 [4] (0:10.63)	0:22.37 [3] (0:10.92)	0:11.45 [5] (0:11.45)	1.58L	0:33.00	-3
5	7 <b>VIBURNUM</b> Tyler Leslight	8	71.2 800m	0:10.32 800m	0:56.94 [5] (0:13.38)	0:43.56 [4] (0:10.32)	0:33.24 [3] (0:10.80)	0:22.44 [5] (0:10.84)	0:11.60 [3] (0:11.60)	2.22L	0:33.24	+6
6	2 <b>GOSSIP TORQUE</b> Justin Huxtable	3	71.1 800m	0:10.24 800m	0:57.41 [6] (0:13.36)	0:44.05 [2] (0:10.24)	0:33.81 [2] (0:10.78)	0:23.03 [2] (0:10.96)	0:12.07 [4] (0:12.07)	4.95L	0:33.81	+2
7	6 <b>STRATEGIST</b> Jason Taylor	1	69.0 800m	0:10.51 800m	0:57.52 [7] (0:13.63)	0:43.89 [6] (0:10.51)	0:33.38 [7] (0:10.77)	0:22.61 [7] (0:11.10)	0:11.51 [7] (0:11.51)	5.59L	0:33.38	-1

Scratched: Galbalan (#1)



Horse/Jockey Name	Your Too Good
Final Rank	1
Fastest Section Time (Section)	0:10.38 (800m)
Top Speed [km/h] (Section)	70.4 (800m)
Race State	Finished



### Townsville QLD Professional

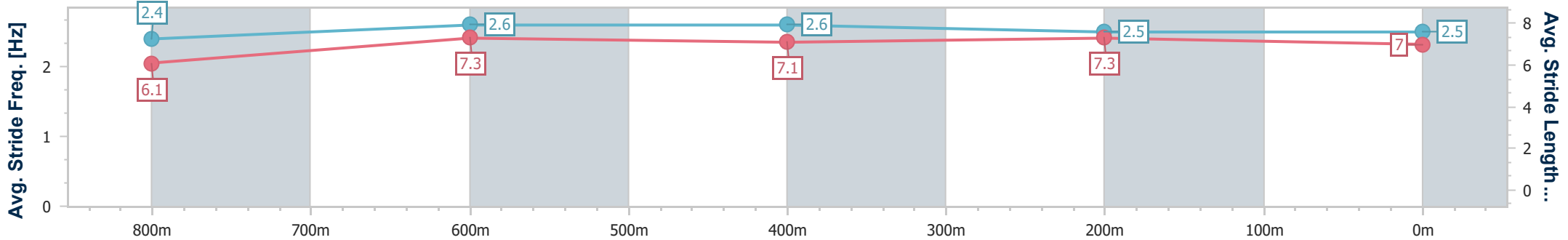
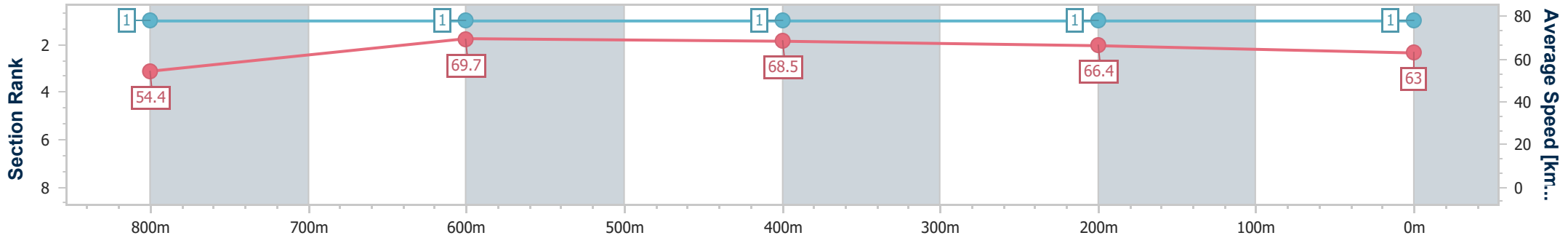
Race 4: Cowboys Leagues Club BM70 Handicap - 1000m

13 October 2024 - 14:20

Track Rating: Good 4, Weather: Fine, Rail Position: +5.5m W/Post-1000m, +2.5m Remainder



Section	Overall	800m	600m	400m	200m
Section Times	0:56.56 [1] (0:13.21)	0:43.35 [1] (0:10.38)	0:32.97 [1] (0:10.62)	0:22.35 [1] (0:10.92)	0:11.43 [1] (0:11.43)
Average Speed [km/h]	54.4	69.7	68.5	66.4	63.0
Top Speed [km/h]	68.5	70.4	69.3	67.3	65.8
Avg. Dist. to Rail [m]	1.2	1.2	2.2	3.7	4.2
Avg. Stride Freq. [Hz]	2.4	2.6	2.6	2.5	2.5
Avg. Stride Length [m]	6.1	7.3	7.1	7.3	7.0



- [ ] Ranking at each section and finish
- .-.- No data available at this section
- NA No data available



Horse/Jockey Name	Talons
Final Rank	2
Fastest Section Time (Section)	0:10.38 (800m)
Top Speed [km/h] (Section)	70.2 (800m)
Race State	Finished



### Townsville QLD Professional

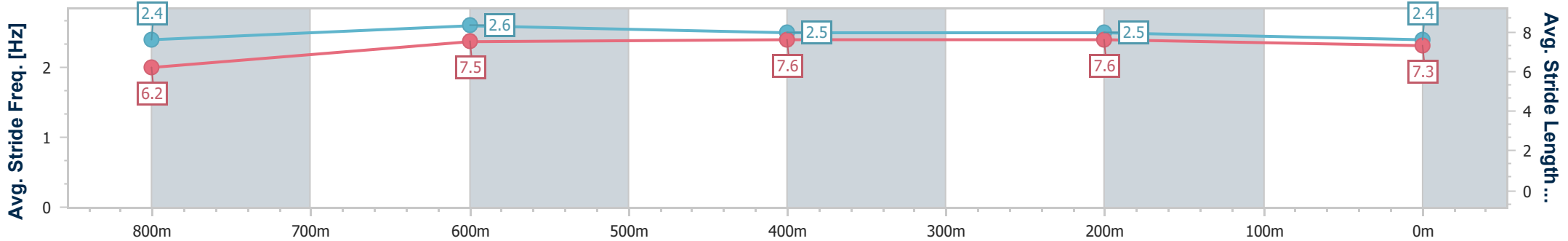
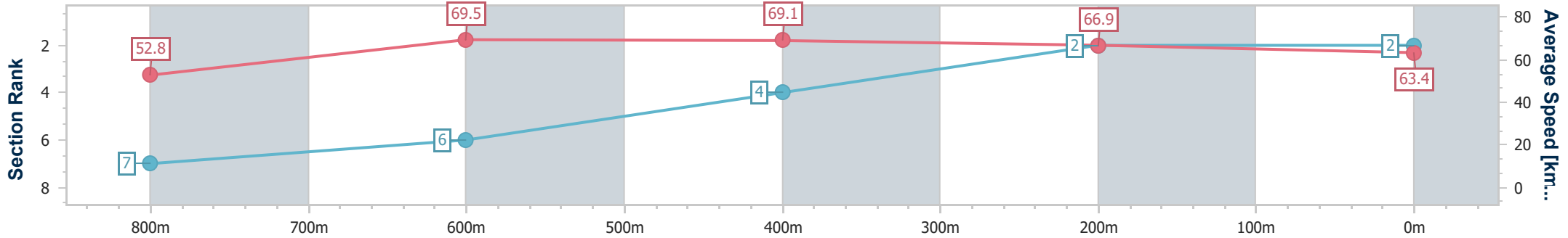
Race 4: Cowboys Leagues Club BM70 Handicap - 1000m

13 October 2024 - 14:20

Track Rating: Good 4, Weather: Fine, Rail Position: +5.5m W/Post-1000m, +2.5m Remainder



Section	Overall	800m	600m	400m	200m
Section Times	0:56.67 [2] (0:13.64)	0:43.03 [7] (0:10.38)	0:32.65 [6] (0:10.47)	0:22.18 [4] (0:10.84)	0:11.34 [2] (0:11.34)
Average Speed [km/h]	52.8	69.5	69.1	66.9	63.4
Top Speed [km/h]	69.7	70.2	70.1	68.5	66.7
Avg. Dist. to Rail [m]	2.1	0.5	1.3	3.3	5.1
Avg. Stride Freq. [Hz]	2.4	2.6	2.5	2.5	2.4
Avg. Stride Length [m]	6.2	7.5	7.6	7.6	7.3



- [ ] Ranking at each section and finish
- .-.- No data available at this section
- NA No data available



Horse/Jockey Name	Last Ditch Effort
Final Rank	3
Fastest Section Time (Section)	0:10.47 (800m)
Top Speed [km/h] (Section)	70.2 (Overall)
Race State	Finished



### Townsville QLD Professional

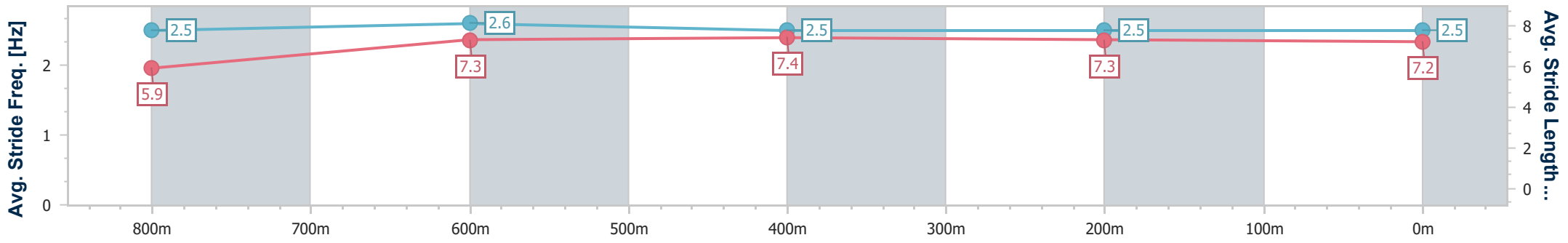
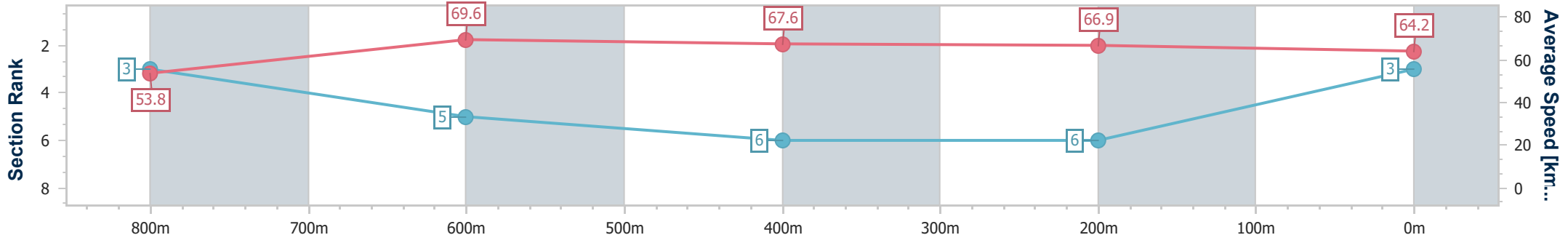
Race 4: Cowboys Leagues Club BM70 Handicap - 1000m

13 October 2024 - 14:20

Track Rating: Good 4, Weather: Fine, Rail Position: +5.5m W/Post-1000m, +2.5m Remainder



Section	Overall	800m	600m	400m	200m
Section Times	0:56.76 [3] (0:13.37)	0:43.39 [3] (0:10.47)	0:32.92 [5] (0:10.84)	0:22.08 [6] (0:10.86)	0:11.22 [6] (0:11.22)
Average Speed [km/h]	53.8	69.6	67.6	66.9	64.2
Top Speed [km/h]	70.2	70.0	69.4	67.9	66.7
Avg. Dist. to Rail [m]	4.0	3.0	3.5	6.5	9.4
Avg. Stride Freq. [Hz]	2.5	2.6	2.5	2.5	2.5
Avg. Stride Length [m]	5.9	7.3	7.4	7.3	7.2



- [ ] Ranking at each section and finish
- .-.- No data available at this section
- NA No data available





Horse/Jockey Name	Rigel Star
Final Rank	4
Fastest Section Time (Section)	0:10.24 (800m)
Top Speed [km/h] (Section)	72.0 (800m)
Race State	Finished



### Townsville QLD Professional

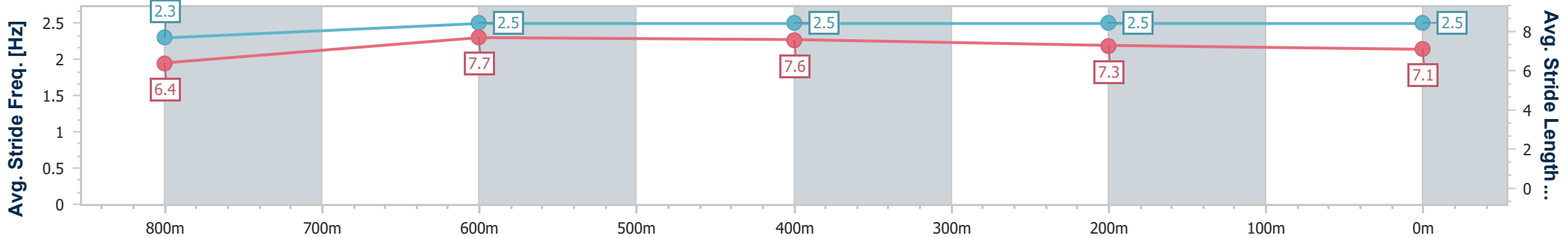
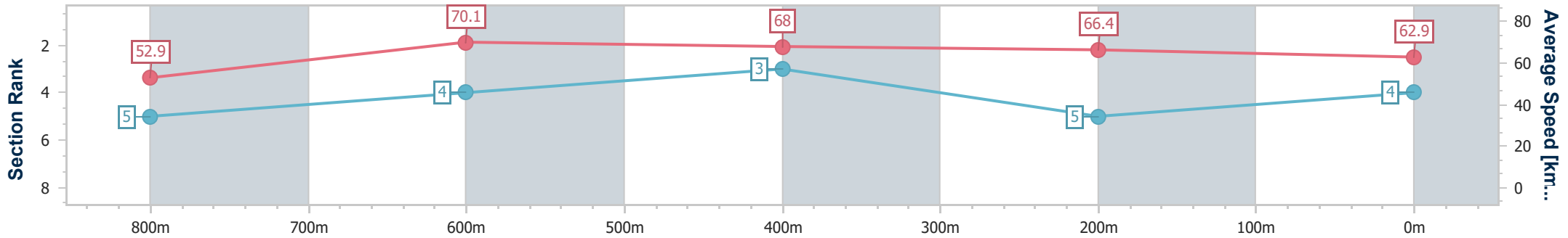
Race 4: Cowboys Leagues Club BM70 Handicap - 1000m

13 October 2024 - 14:20

Track Rating: Good 4, Weather: Fine, Rail Position: +5.5m W/Post-1000m, +2.5m Remainder



Section	Overall	800m	600m	400m	200m
Section Times	0:56.83 [4] (0:13.59)	0:43.24 [5] (0:10.24)	0:33.00 [4] (0:10.63)	0:22.37 [3] (0:10.92)	0:11.45 [5] (0:11.45)
Average Speed [km/h]	52.9	70.1	68.0	66.4	62.9
Top Speed [km/h]	70.1	72.0	68.8	68.5	65.9
Avg. Dist. to Rail [m]	1.3	1.0	1.1	3.8	6.5
Avg. Stride Freq. [Hz]	2.3	2.5	2.5	2.5	2.5
Avg. Stride Length [m]	6.4	7.7	7.6	7.3	7.1



- [ ] Ranking at each section and finish
- .-.- No data available at this section
- NA No data available



Horse/Jockey Name	Viburnum
Final Rank	5
Fastest Section Time (Section)	0:10.32 (800m)
Top Speed [km/h] (Section)	71.2 (800m)
Race State	Finished



### Townsville QLD Professional

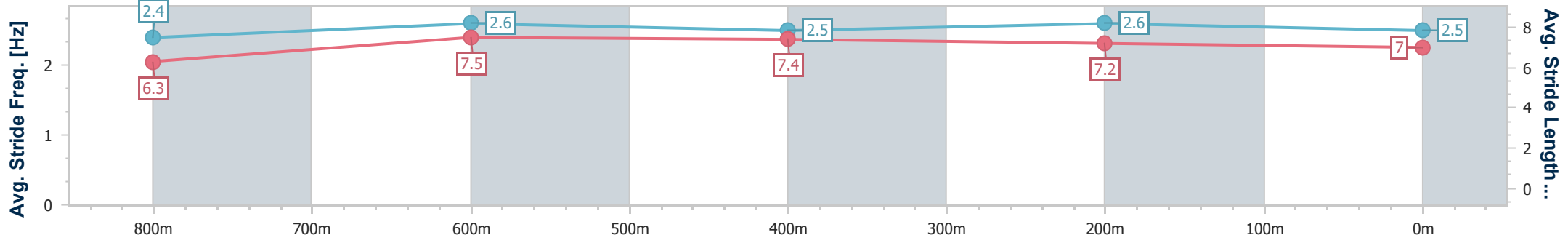
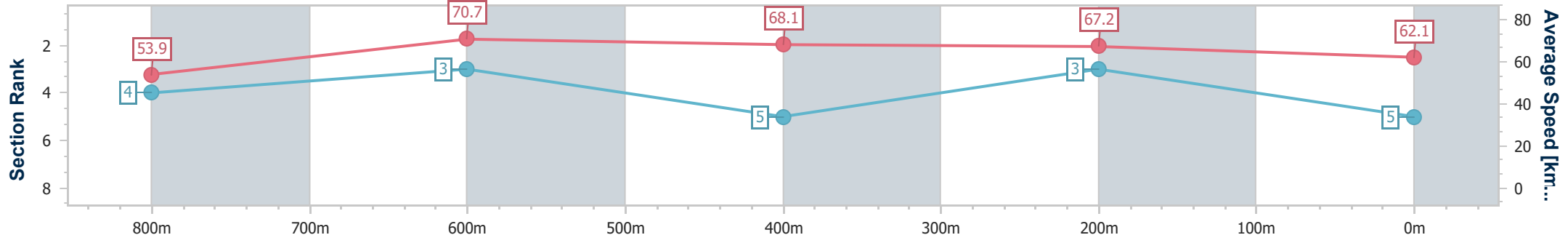
Race 4: Cowboys Leagues Club BM70 Handicap - 1000m

13 October 2024 - 14:20

Track Rating: Good 4, Weather: Fine, Rail Position: +5.5m W/Post-1000m, +2.5m Remainder



Section	Overall	800m	600m	400m	200m
Section Times	0:56.94 [5] (0:13.38)	0:43.56 [4] (0:10.32)	0:33.24 [3] (0:10.80)	0:22.44 [5] (0:10.84)	0:11.60 [3] (0:11.60)
Average Speed [km/h]	53.9	70.7	68.1	67.2	62.1
Top Speed [km/h]	69.7	71.2	70.3	68.8	65.8
Avg. Dist. to Rail [m]	5.5	3.4	4.4	6.9	7.4
Avg. Stride Freq. [Hz]	2.4	2.6	2.5	2.6	2.5
Avg. Stride Length [m]	6.3	7.5	7.4	7.2	7.0



- [ ] Ranking at each section and finish
- .-.- No data available at this section
- NA No data available



Horse/Jockey Name	Gossip Torque
Final Rank	6
Fastest Section Time (Section)	0:10.24 (800m)
Top Speed [km/h] (Section)	71.1 (800m)
Race State	Finished



### Townsville QLD Professional

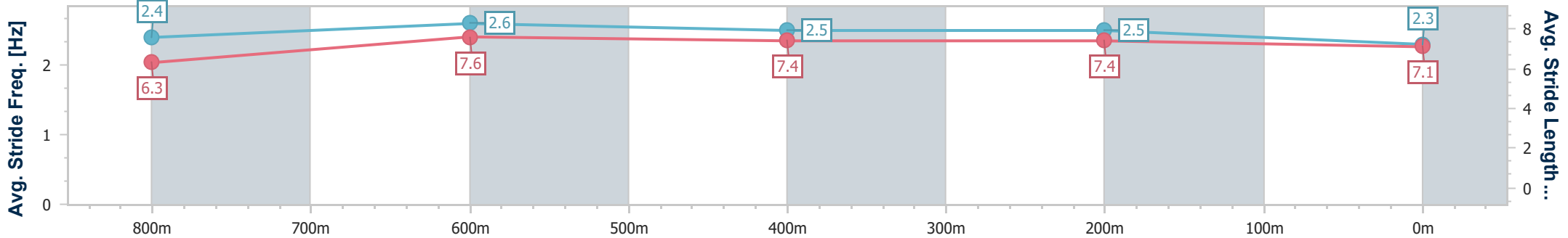
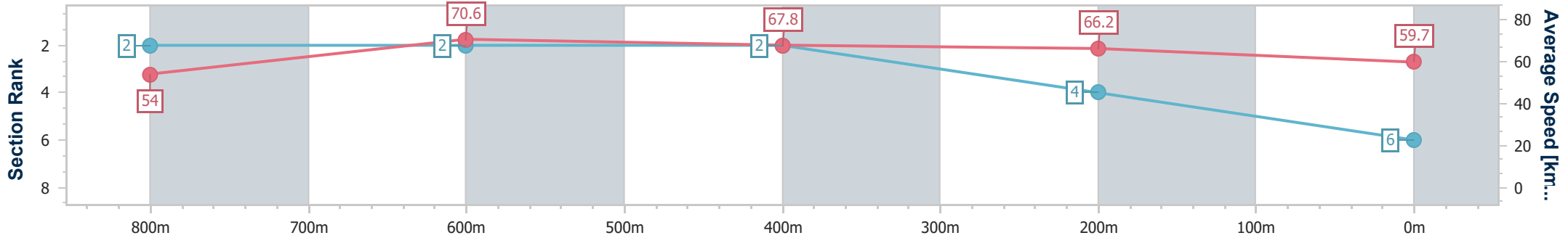
Race 4: Cowboys Leagues Club BM70 Handicap - 1000m

13 October 2024 - 14:20

Track Rating: Good 4, Weather: Fine, Rail Position: +5.5m W/Post-1000m, +2.5m Remainder



Section	Overall	800m	600m	400m	200m
Section Times	0:57.41 [6] (0:13.36)	0:44.05 [2] (0:10.24)	0:33.81 [2] (0:10.78)	0:23.03 [2] (0:10.96)	0:12.07 [4] (0:12.07)
Average Speed [km/h]	54.0	70.6	67.8	66.2	59.7
Top Speed [km/h]	69.3	71.1	69.6	67.7	64.7
Avg. Dist. to Rail [m]	1.2	1.3	3.1	3.8	3.8
Avg. Stride Freq. [Hz]	2.4	2.6	2.5	2.5	2.3
Avg. Stride Length [m]	6.3	7.6	7.4	7.4	7.1



- [ ] Ranking at each section and finish
- .-.- No data available at this section
- NA No data available



Horse/Jockey Name	Strategist
Final Rank	7
Fastest Section Time (Section)	0:10.51 (800m)
Top Speed [km/h] (Section)	69.0 (800m)
Race State	Finished



### Townsville QLD Professional

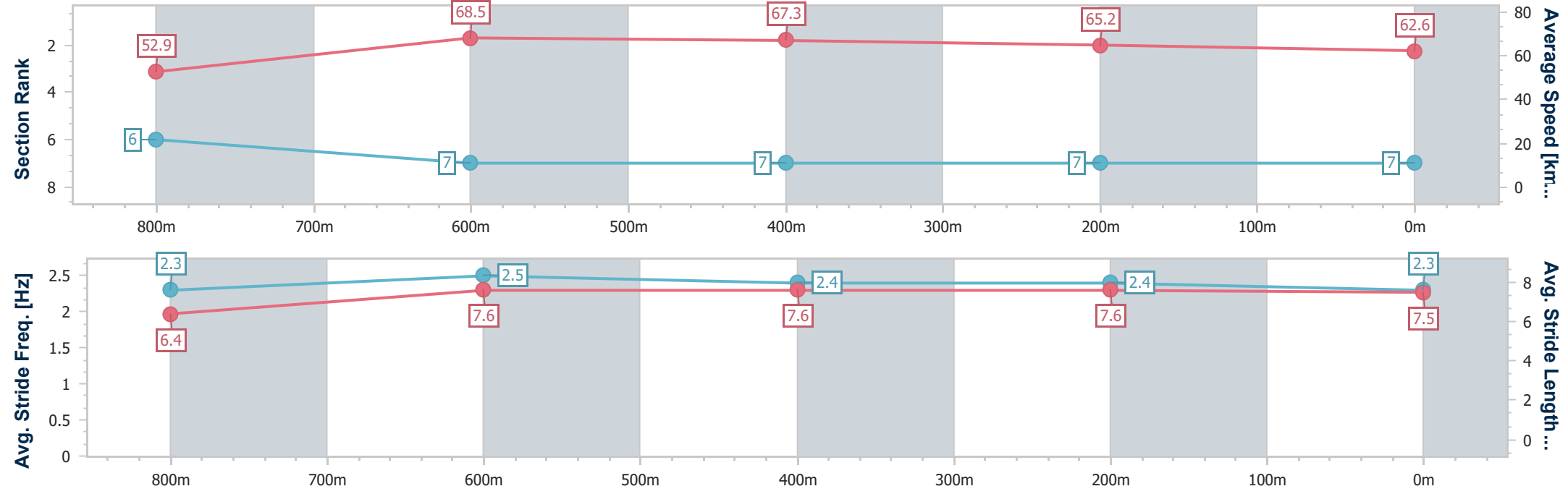
Race 4: Cowboys Leagues Club BM70 Handicap - 1000m

13 October 2024 - 14:20

Track Rating: Good 4, Weather: Fine, Rail Position: +5.5m W/Post-1000m, +2.5m Remainder



Section	Overall	800m	600m	400m	200m
Section Times	0:57.52 [7] (0:13.63)	0:43.89 [6] (0:10.51)	0:33.38 [7] (0:10.77)	0:22.61 [7] (0:11.10)	0:11.51 [7] (0:11.51)
Average Speed [km/h]	52.9	68.5	67.3	65.2	62.6
Top Speed [km/h]	68.6	69.0	68.8	67.0	64.2
Avg. Dist. to Rail [m]	0.7	0.4	1.3	3.4	5.1
Avg. Stride Freq. [Hz]	2.3	2.5	2.4	2.4	2.3
Avg. Stride Length [m]	6.4	7.6	7.6	7.6	7.5



- [ ] Ranking at each section and finish
- .-.- No data available at this section
- NA No data available



# Townsville QLD Professional

## Race 5: Ladbrokes Easy Form Class 1 Handicap - 1000m

13 October 2024 - 14:55



Track Rating: Good 4, Weather: Fine, Rail Position: +5.5m W/Post-1000m, +2.5m Remainder

Section		Overall						800m		600m		400m		200m		Last 600m	
Field Times		0:56.85						0:44.05		0:33.84		0:22.94		0:11.83		0:33.84	
		(0:12.80)						(0:10.21)		(0:10.90)		(0:11.11)		(0:11.83)			
Rank	TAB	Horse/Jockey	Barrier	Top Speed [km/h]	Fastest Section									Margin			Distance Travelled [m]
1	1	CANDLELIT	10	72.2	0:10.31	0:56.85 [1]	0:43.62 [6]	0:33.31 [7]	0:22.42 [7]	0:11.42 [5]	0:56.85	0:33.31					
		Justin Huxtable		800m	800m	(0:13.23)	(0:10.31)	(0:10.89)	(0:11.00)	(0:11.42)							
2	5	JAWGO	1	72.5	0:10.21	0:56.85 [2]	0:44.05 [1]	0:33.84 [1]	0:22.94 [1]	0:11.83 [1]	0.02L	0:33.84	-1				
		Chelsea Jokic		800m	800m	(0:12.80)	(0:10.21)	(0:10.90)	(0:11.11)	(0:11.83)							
3	3	BORNEO	5	71.5	0:10.28	0:57.11 [3]	0:44.05 [5]	0:33.77 [3]	0:22.94 [3]	0:11.72 [3]	1.55L	0:33.77	-4				
		Lacey Morrison		800m	800m	(0:13.06)	(0:10.28)	(0:10.83)	(0:11.22)	(0:11.72)							
4	12	ROCKY BLONDE	11	73.4	0:10.16	0:57.18 [4]	0:44.20 [2]	0:34.04 [2]	0:23.17 [2]	0:11.93 [2]	1.94L	0:34.04	-1				
		Adam Sewell		800m	800m	(0:12.98)	(0:10.16)	(0:10.87)	(0:11.24)	(0:11.93)							
5	10	TSUNAMI FORCE	6	70.7	0:10.40	0:57.19 [5]	0:43.80 [9]	0:33.40 [10]	0:22.62 [9]	0:11.57 [8]	2L	0:33.40	-2				
		Jason Taylor		800m	800m	(0:13.39)	(0:10.40)	(0:10.78)	(0:11.05)	(0:11.57)							
6	2	CELEBRATION	12	71.5	0:10.37	0:57.29 [6]	0:43.95 [8]	0:33.58 [9]	0:22.59 [11]	0:11.59 [9]	2.57L	0:33.58	+0				
		Jackson Murphy		800m	800m	(0:13.34)	(0:10.37)	(0:10.99)	(0:11.00)	(0:11.59)							
7	11	TANTRUMS	4	72.4	0:10.31	0:57.32 [7]	0:44.29 [4]	0:33.98 [4]	0:23.15 [3]	0:11.92 [4]	2.76L	0:33.98	-7				
		Denicious Smith		800m	800m	(0:13.03)	(0:10.31)	(0:10.83)	(0:11.23)	(0:11.92)							
8	4	DEER HUNTER	9	71.2	0:10.30	0:57.39 [8]	0:43.62 [11]	0:33.32 [11]	0:22.69 [10]	0:11.60 [11]	3.19L	0:33.32	-4				
		Graham Kliese		800m	800m	(0:13.77)	(0:10.30)	(0:10.63)	(0:11.09)	(0:11.60)							
9	8	SWITCH AND SLIDE	8	73.1	0:10.21	0:57.54 [9]	0:44.27 [7]	0:34.06 [6]	0:23.28 [6]	0:12.11 [6]	4.05L	0:34.06	-4				
		Scott Sheargold		800m	800m	(0:13.27)	(0:10.21)	(0:10.78)	(0:11.17)	(0:12.11)							
10	6	WHITTLESFORD	7	71.3	0:10.44	0:57.55 [10]	0:44.57 [3]	0:34.13 [5]	0:23.30 [5]	0:12.09 [7]	4.13L	0:34.13	+1				
		Justin Stanley		800m	800m	(0:12.98)	(0:10.44)	(0:10.83)	(0:11.21)	(0:12.09)							

Scratched: Out Of Sight (#7)

[ ] Ranking at each section and finish  
 -:-:- No data available at this section  
 NA No data available

SCN Saddle cloth number  
 DNF Did not finish  
 DNT Did not track



**Townsville QLD Professional**  
**Race 5: Ladbrokes Easy Form Class 1 Handicap - 1000m**  
**13 October 2024 - 14:55**



Track Rating: Good 4, Weather: Fine, Rail Position: +5.5m W/Post-1000m, +2.5m Remainder

Section		Overall	800m	600m	400m	200m	Last 600m	
Field Times		0:56.85 (0:12.80)	0:44.05 (0:10.21)	0:33.84 (0:10.90)	0:22.94 (0:11.11)	0:11.83 (0:11.83)	0:33.84	

Rank	TAB	Horse/Jockey	Barrier	Top Speed [km/h]	Fastest Section	Margin	Distance Travelled [m]
11	9	GINGER MICK	3	71.4	0:10.26	5.51L	-5
		Pietro Romeo		800m	800m		

Scratched: Out Of Sight (#7)

[ ] Ranking at each section and finish  
 -:-:- No data available at this section  
 NA No data available

SCN Saddle cloth number  
 DNF Did not finish  
 DNT Did not track



Horse/Jockey Name	Candlelit
Final Rank	1
Fastest Section Time (Section)	0:10.31 (800m)
Top Speed [km/h] (Section)	72.2 (800m)
Race State	Finished



### Townsville QLD Professional

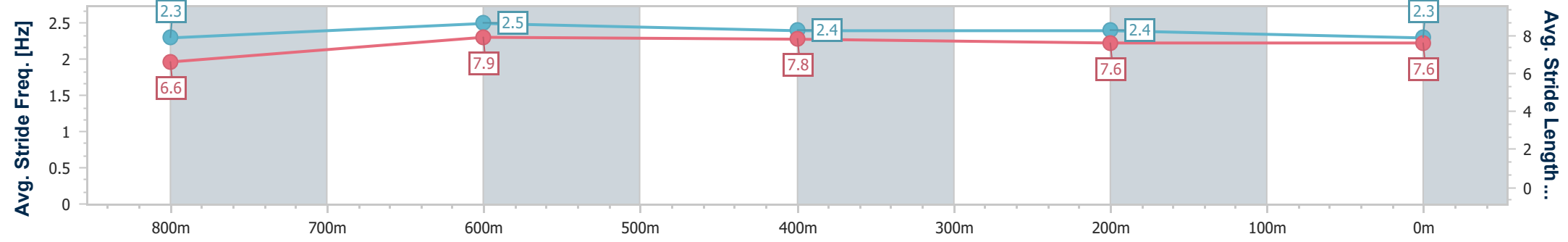
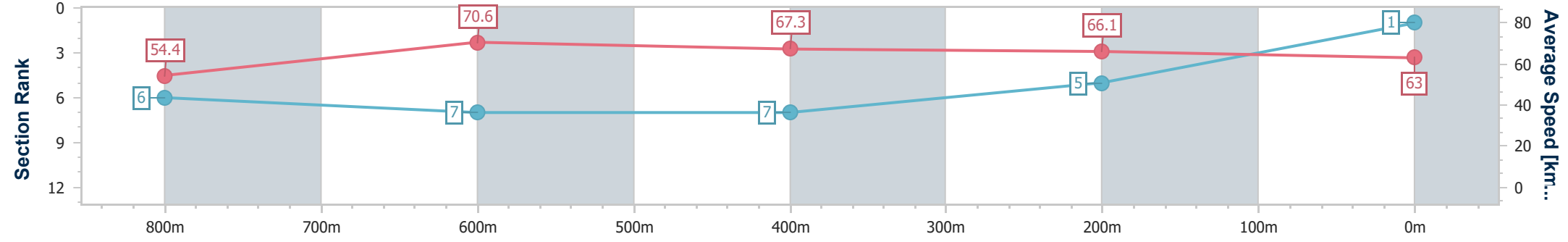
Race 5: Ladbrokes Easy Form Class 1 Handicap - 1000m

13 October 2024 - 14:55

Track Rating: Good 4, Weather: Fine, Rail Position: +5.5m W/Post-1000m, +2.5m Remainder



Section	Overall	800m	600m	400m	200m
Section Times	0:56.85 [1] (0:13.23)	0:43.62 [6] (0:10.31)	0:33.31 [7] (0:10.89)	0:22.42 [7] (0:11.00)	0:11.42 [5] (0:11.42)
Average Speed [km/h]	54.4	70.6	67.3	66.1	63.0
Top Speed [km/h]	71.5	72.2	68.6	68.3	65.6
Avg. Dist. to Rail [m]	4.7	3.0	3.8	5.4	7.2
Avg. Stride Freq. [Hz]	2.3	2.5	2.4	2.4	2.3
Avg. Stride Length [m]	6.6	7.9	7.8	7.6	7.6



- [ ] Ranking at each section and finish
- .-.- No data available at this section
- NA No data available



Horse/Jockey Name	Jawgo
Final Rank	2
Fastest Section Time (Section)	0:10.21 (800m)
Top Speed [km/h] (Section)	72.5 (800m)
Race State	Finished



### Townsville QLD Professional

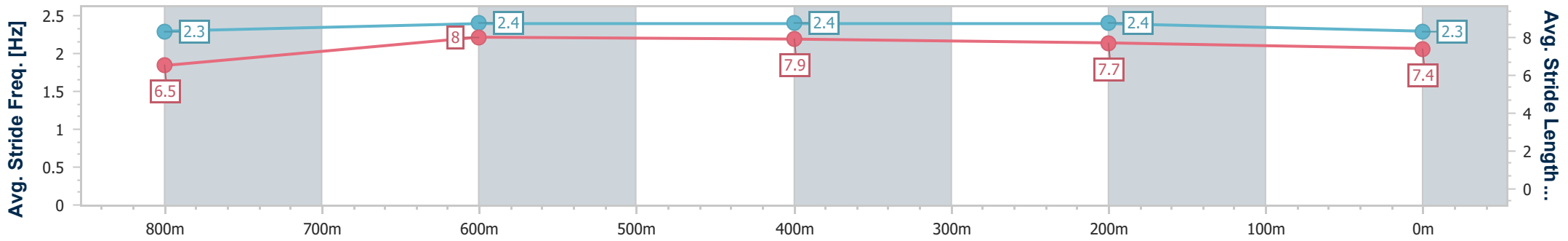
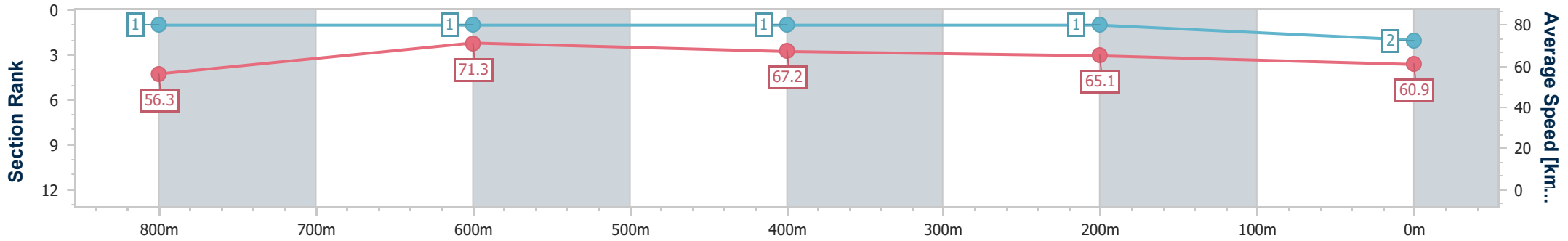
Race 5: Ladbrokes Easy Form Class 1 Handicap - 1000m

13 October 2024 - 14:55

Track Rating: Good 4, Weather: Fine, Rail Position: +5.5m W/Post-1000m, +2.5m Remainder



Section	Overall	800m	600m	400m	200m
Section Times	0:56.85 [2] (0:12.80)	0:44.05 [1] (0:10.21)	0:33.84 [1] (0:10.90)	0:22.94 [1] (0:11.11)	0:11.83 [1] (0:11.83)
Average Speed [km/h]	56.3	71.3	67.2	65.1	60.9
Top Speed [km/h]	71.8	72.5	71.4	66.4	64.3
Avg. Dist. to Rail [m]	1.7	2.4	3.8	2.8	4.1
Avg. Stride Freq. [Hz]	2.3	2.4	2.4	2.4	2.3
Avg. Stride Length [m]	6.5	8.0	7.9	7.7	7.4



- [ ] Ranking at each section and finish
- .-.- No data available at this section
- NA No data available





Horse/Jockey Name	Borneo
Final Rank	3
Fastest Section Time (Section)	0:10.28 (800m)
Top Speed [km/h] (Section)	71.5 (800m)
Race State	Finished



### Townsville QLD Professional

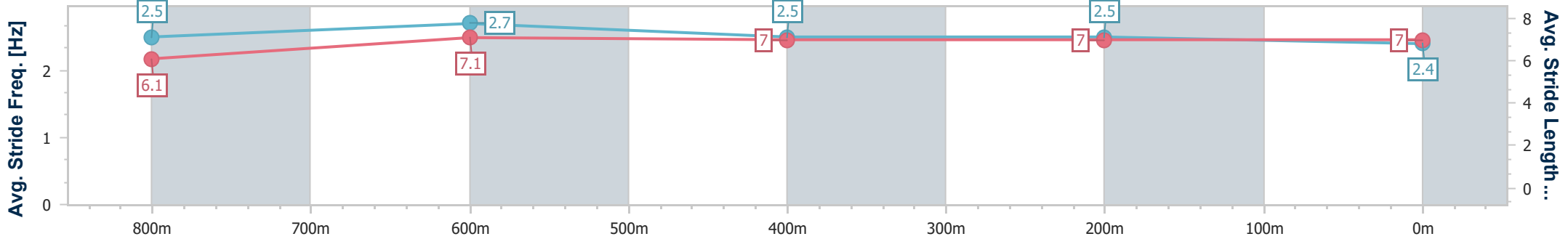
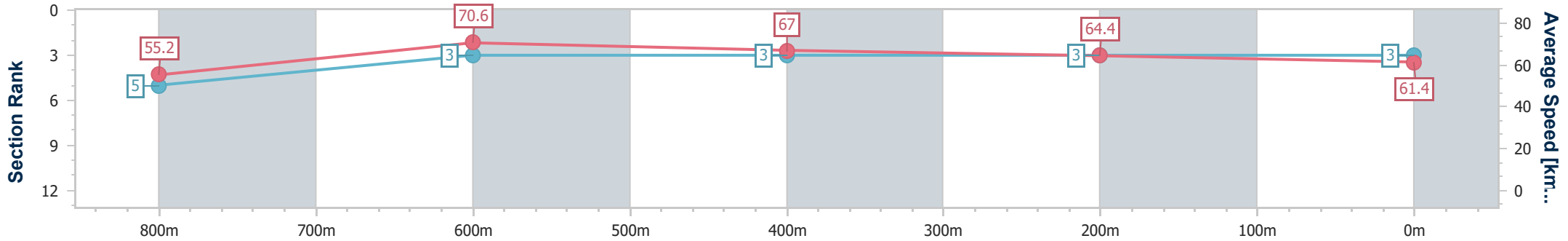
Race 5: Ladbrokes Easy Form Class 1 Handicap - 1000m

13 October 2024 - 14:55

Track Rating: Good 4, Weather: Fine, Rail Position: +5.5m W/Post-1000m, +2.5m Remainder



Section	Overall	800m	600m	400m	200m
Section Times	0:57.11 [3] (0:13.06)	0:44.05 [5] (0:10.28)	0:33.77 [3] (0:10.83)	0:22.94 [3] (0:11.22)	0:11.72 [3] (0:11.72)
Average Speed [km/h]	55.2	70.6	67.0	64.4	61.4
Top Speed [km/h]	70.6	71.5	69.7	65.0	63.4
Avg. Dist. to Rail [m]	3.7	2.1	1.6	3.4	5.2
Avg. Stride Freq. [Hz]	2.5	2.7	2.5	2.5	2.4
Avg. Stride Length [m]	6.1	7.1	7.0	7.0	7.0



- [ ] Ranking at each section and finish
- .-.- No data available at this section
- NA No data available



Horse/Jockey Name	Rocky Blonde
Final Rank	4
Fastest Section Time (Section)	0:10.16 (800m)
Top Speed [km/h] (Section)	73.4 (800m)
Race State	Finished



### Townsville QLD Professional

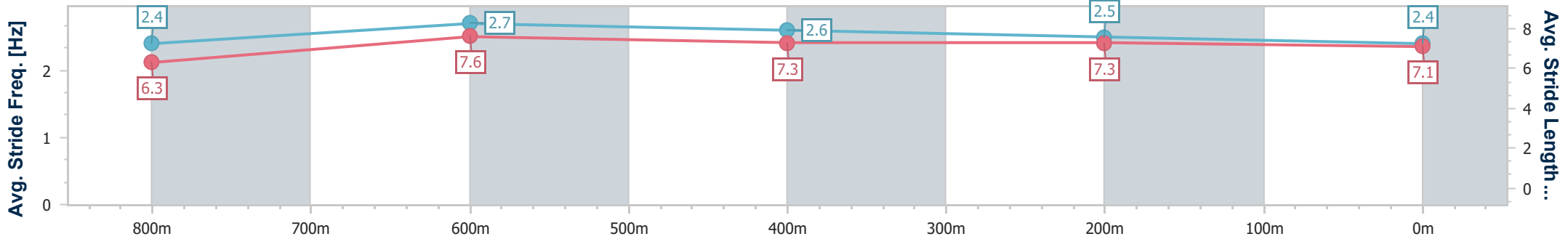
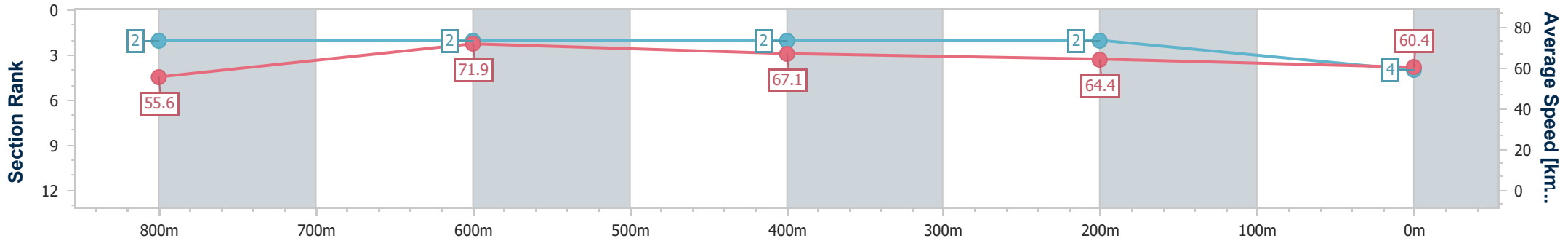
Race 5: Ladbrokes Easy Form Class 1 Handicap - 1000m

13 October 2024 - 14:55

Track Rating: Good 4, Weather: Fine, Rail Position: +5.5m W/Post-1000m, +2.5m Remainder



Section	Overall	800m	600m	400m	200m
Section Times	0:57.18 [4] (0:12.98)	0:44.20 [2] (0:10.16)	0:34.04 [2] (0:10.87)	0:23.17 [2] (0:11.24)	0:11.93 [2] (0:11.93)
Average Speed [km/h]	55.6	71.9	67.1	64.4	60.4
Top Speed [km/h]	73.0	73.4	69.9	65.2	63.2
Avg. Dist. to Rail [m]	8.3	4.1	2.8	3.2	4.4
Avg. Stride Freq. [Hz]	2.4	2.7	2.6	2.5	2.4
Avg. Stride Length [m]	6.3	7.6	7.3	7.3	7.1



- [ ] Ranking at each section and finish
- .-.- No data available at this section
- NA No data available



Horse/Jockey Name	Tsunami Force
Final Rank	5
Fastest Section Time (Section)	0:10.40 (800m)
Top Speed [km/h] (Section)	70.7 (800m)
Race State	Finished



Townsville QLD Professional

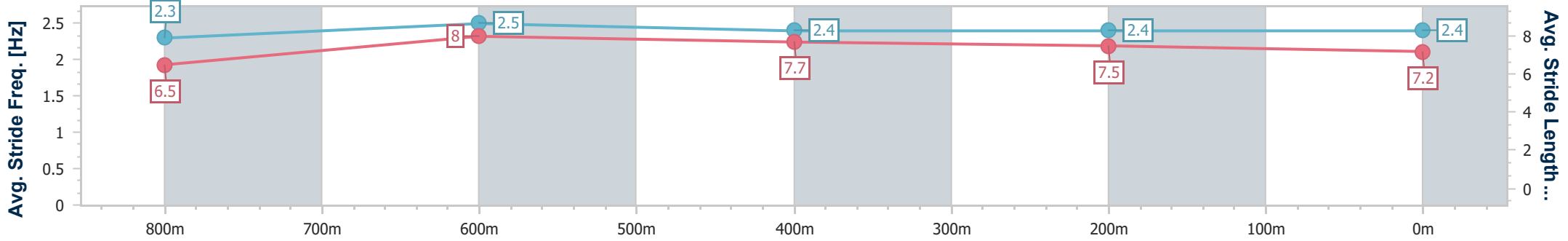
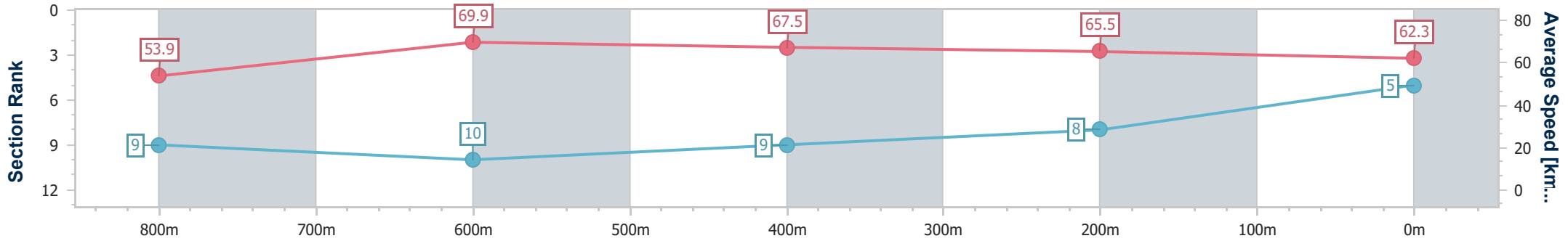
Race 5: Ladbrokes Easy Form Class 1 Handicap - 1000m

13 October 2024 - 14:55

Track Rating: Good 4, Weather: Fine, Rail Position: +5.5m W/Post-1000m, +2.5m Remainder



Section	Overall	800m	600m	400m	200m
Section Times	0:57.19 [5] (0:13.39)	0:43.80 [9] (0:10.40)	0:33.40 [10] (0:10.78)	0:22.62 [9] (0:11.05)	0:11.57 [8] (0:11.57)
Average Speed [km/h]	53.9	69.9	67.5	65.5	62.3
Top Speed [km/h]	70.1	70.7	68.5	66.5	64.5
Avg. Dist. to Rail [m]	3.2	2.8	2.1	4.5	7.8
Avg. Stride Freq. [Hz]	2.3	2.5	2.4	2.4	2.4
Avg. Stride Length [m]	6.5	8.0	7.7	7.5	7.2



- [ ] Ranking at each section and finish
- .-.- No data available at this section
- NA No data available



Horse/Jockey Name	Celebration
Final Rank	6
Fastest Section Time (Section)	0:10.37 (800m)
Top Speed [km/h] (Section)	71.5 (800m)
Race State	Finished



### Townsville QLD Professional

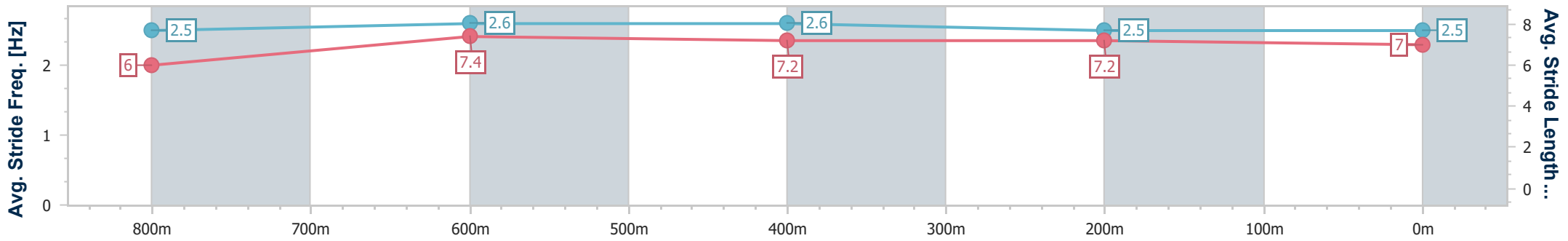
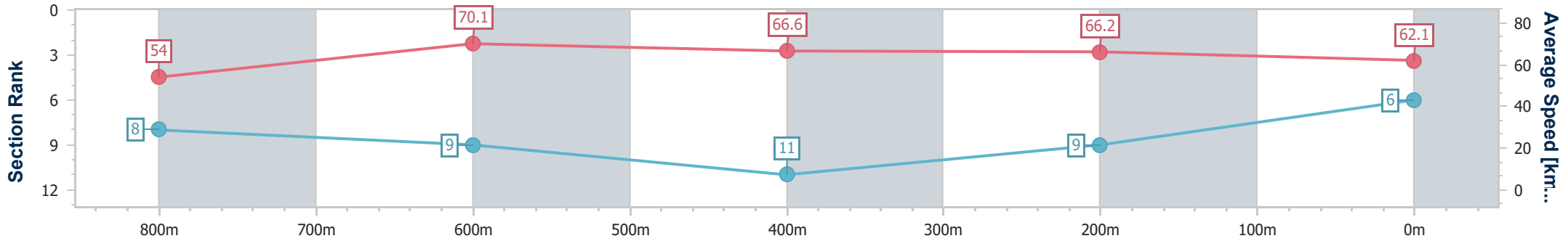
Race 5: Ladbrokes Easy Form Class 1 Handicap - 1000m

13 October 2024 - 14:55

Track Rating: Good 4, Weather: Fine, Rail Position: +5.5m W/Post-1000m, +2.5m Remainder



Section	Overall	800m	600m	400m	200m
Section Times	0:57.29 [6] (0:13.34)	0:43.95 [8] (0:10.37)	0:33.58 [9] (0:10.99)	0:22.59 [11] (0:11.00)	0:11.59 [9] (0:11.59)
Average Speed [km/h]	54.0	70.1	66.6	66.2	62.1
Top Speed [km/h]	71.4	71.5	69.0	66.9	65.6
Avg. Dist. to Rail [m]	7.1	2.7	3.5	6.7	9.4
Avg. Stride Freq. [Hz]	2.5	2.6	2.6	2.5	2.5
Avg. Stride Length [m]	6.0	7.4	7.2	7.2	7.0



- [ ] Ranking at each section and finish
- .-.- No data available at this section
- NA No data available



Horse/Jockey Name	Tantrums
Final Rank	7
Fastest Section Time (Section)	0:10.31 (800m)
Top Speed [km/h] (Section)	72.4 (800m)
Race State	Finished



### Townsville QLD Professional

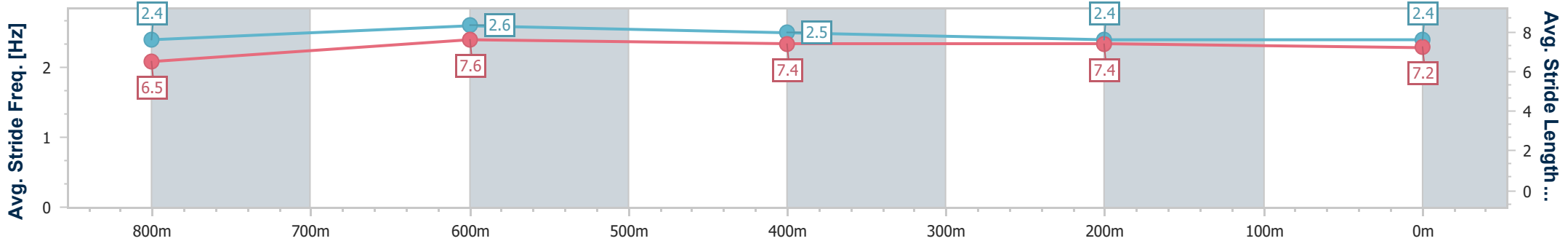
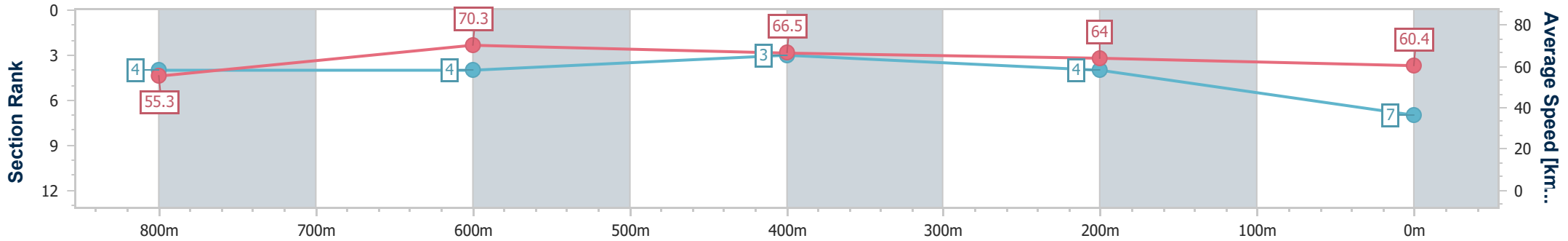
Race 5: Ladbrokes Easy Form Class 1 Handicap - 1000m

13 October 2024 - 14:55

Track Rating: Good 4, Weather: Fine, Rail Position: +5.5m W/Post-1000m, +2.5m Remainder



Section	Overall	800m	600m	400m	200m
Section Times	0:57.32 [7] (0:13.03)	0:44.29 [4] (0:10.31)	0:33.98 [4] (0:10.83)	0:23.15 [3] (0:11.23)	0:11.92 [4] (0:11.92)
Average Speed [km/h]	55.3	70.3	66.5	64.0	60.4
Top Speed [km/h]	72.2	72.4	68.2	65.8	63.4
Avg. Dist. to Rail [m]	2.9	1.6	0.7	0.8	1.6
Avg. Stride Freq. [Hz]	2.4	2.6	2.5	2.4	2.4
Avg. Stride Length [m]	6.5	7.6	7.4	7.4	7.2



- [ ] Ranking at each section and finish
- .-.- No data available at this section
- NA No data available



Horse/Jockey Name	Deer Hunter
Final Rank	8
Fastest Section Time (Section)	0:10.30 (800m)
Top Speed [km/h] (Section)	71.2 (800m)
Race State	Finished



Townsville QLD Professional

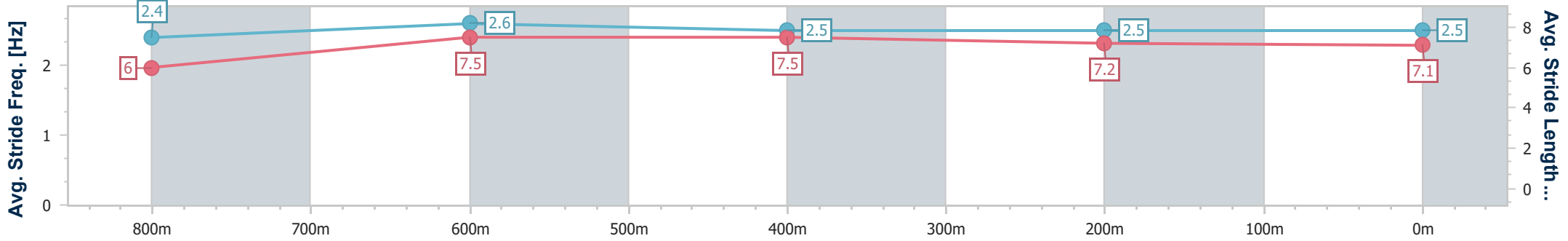
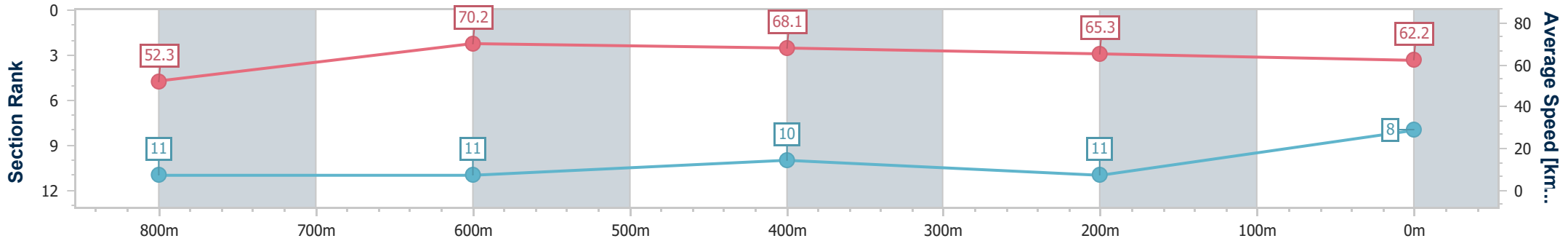
Race 5: Ladbrokes Easy Form Class 1 Handicap - 1000m

13 October 2024 - 14:55

Track Rating: Good 4, Weather: Fine, Rail Position: +5.5m W/Post-1000m, +2.5m Remainder



Section	Overall	800m	600m	400m	200m
Section Times	0:57.39 [8] (0:13.77)	0:43.62 [11] (0:10.30)	0:33.32 [11] (0:10.63)	0:22.69 [10] (0:11.09)	0:11.60 [11] (0:11.60)
Average Speed [km/h]	52.3	70.2	68.1	65.3	62.2
Top Speed [km/h]	69.9	71.2	69.8	67.8	66.5
Avg. Dist. to Rail [m]	5.4	1.1	1.1	4.2	3.8
Avg. Stride Freq. [Hz]	2.4	2.6	2.5	2.5	2.5
Avg. Stride Length [m]	6.0	7.5	7.5	7.2	7.1



- [ ] Ranking at each section and finish
- .-.- No data available at this section
- NA No data available



Horse/Jockey Name	Switch And Slide
Final Rank	9
Fastest Section Time (Section)	0:10.21 (800m)
Top Speed [km/h] (Section)	73.1 (800m)
Race State	Finished



Townsville QLD Professional

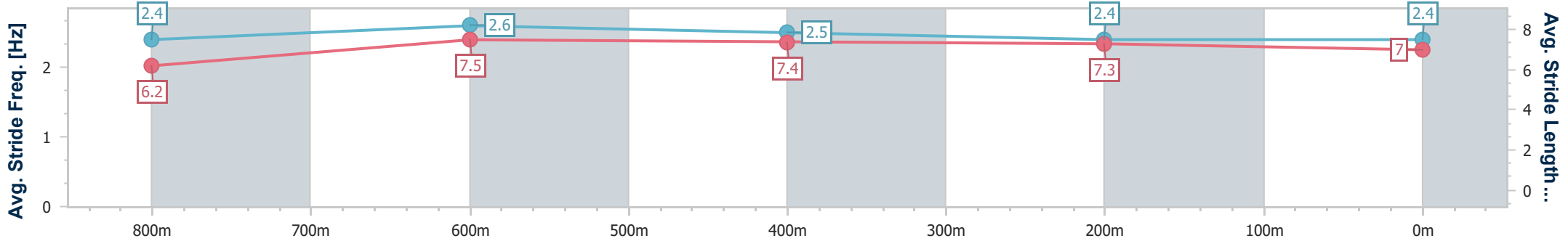
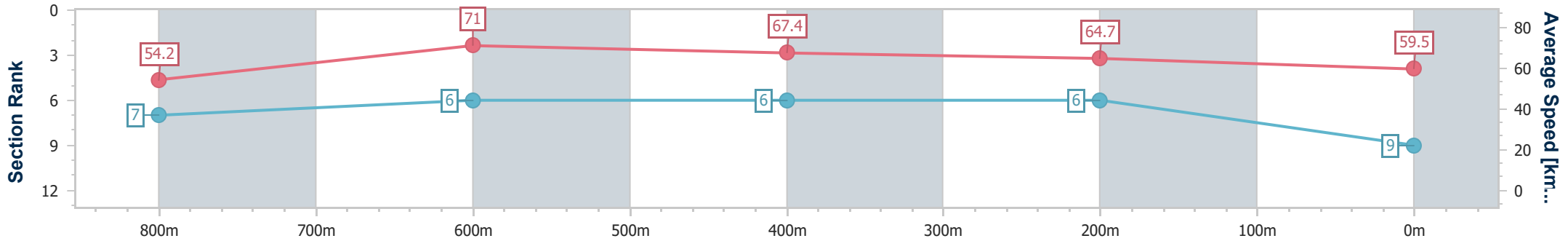
Race 5: Ladbrokes Easy Form Class 1 Handicap - 1000m

13 October 2024 - 14:55

Track Rating: Good 4, Weather: Fine, Rail Position: +5.5m W/Post-1000m, +2.5m Remainder



Section	Overall	800m	600m	400m	200m
Section Times	0:57.54 [9] (0:13.27)	0:44.27 [7] (0:10.21)	0:34.06 [6] (0:10.78)	0:23.28 [6] (0:11.17)	0:12.11 [6] (0:12.11)
Average Speed [km/h]	54.2	71.0	67.4	64.7	59.5
Top Speed [km/h]	72.3	73.1	68.5	65.6	63.0
Avg. Dist. to Rail [m]	4.3	1.7	1.8	2.8	3.4
Avg. Stride Freq. [Hz]	2.4	2.6	2.5	2.4	2.4
Avg. Stride Length [m]	6.2	7.5	7.4	7.3	7.0



- [ ] Ranking at each section and finish
- .-.- No data available at this section
- NA No data available



Horse/Jockey Name	Whittlesford
Final Rank	10
Fastest Section Time (Section)	0:10.44 (800m)
Top Speed [km/h] (Section)	71.3 (800m)
Race State	Finished



### Townsville QLD Professional

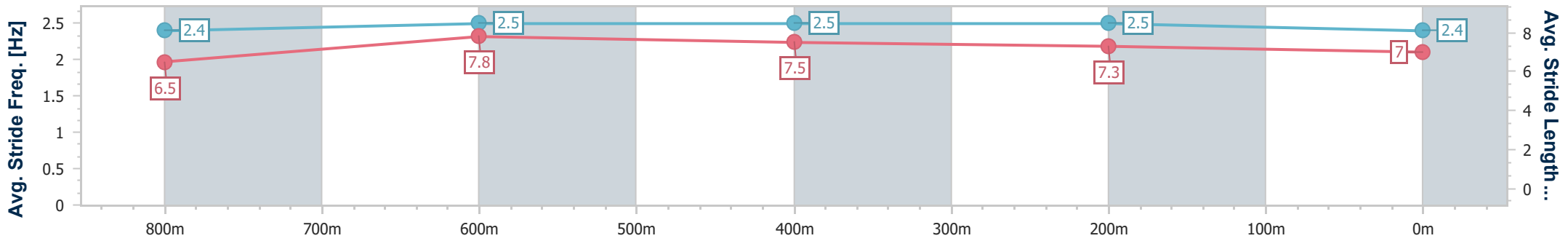
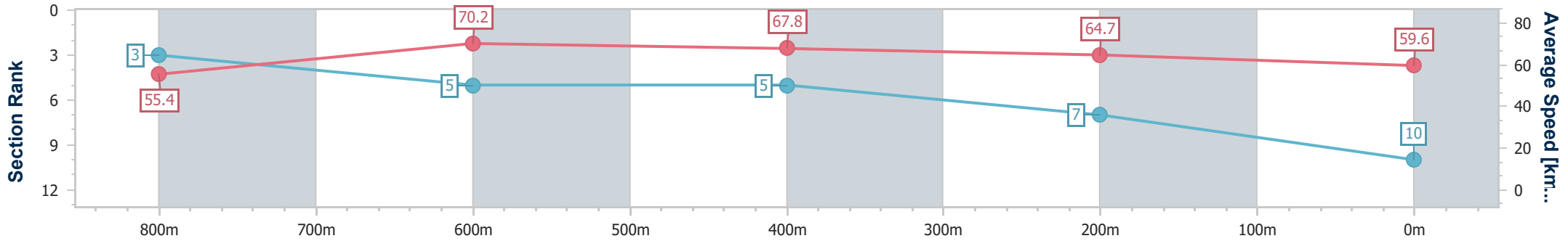
Race 5: Ladbrokes Easy Form Class 1 Handicap - 1000m

13 October 2024 - 14:55

Track Rating: Good 4, Weather: Fine, Rail Position: +5.5m W/Post-1000m, +2.5m Remainder



Section	Overall	800m	600m	400m	200m
Section Times	0:57.55 [10] (0:12.98)	0:44.57 [3] (0:10.44)	0:34.13 [5] (0:10.83)	0:23.30 [5] (0:11.21)	0:12.09 [7] (0:12.09)
Average Speed [km/h]	55.4	70.2	67.8	64.7	59.6
Top Speed [km/h]	71.1	71.3	69.7	65.4	62.9
Avg. Dist. to Rail [m]	5.4	4.4	3.8	4.7	6.5
Avg. Stride Freq. [Hz]	2.4	2.5	2.5	2.5	2.4
Avg. Stride Length [m]	6.5	7.8	7.5	7.3	7.0



- [ ] Ranking at each section and finish
- .-.- No data available at this section
- NA No data available





Horse/Jockey Name	Ginger Mick
Final Rank	11
Fastest Section Time (Section)	0:10.26 (800m)
Top Speed [km/h] (Section)	71.4 (800m)
Race State	Finished



Townsville QLD Professional

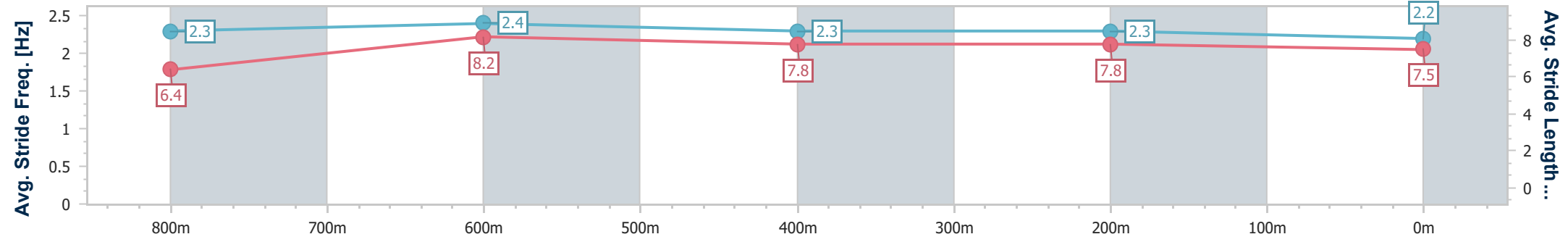
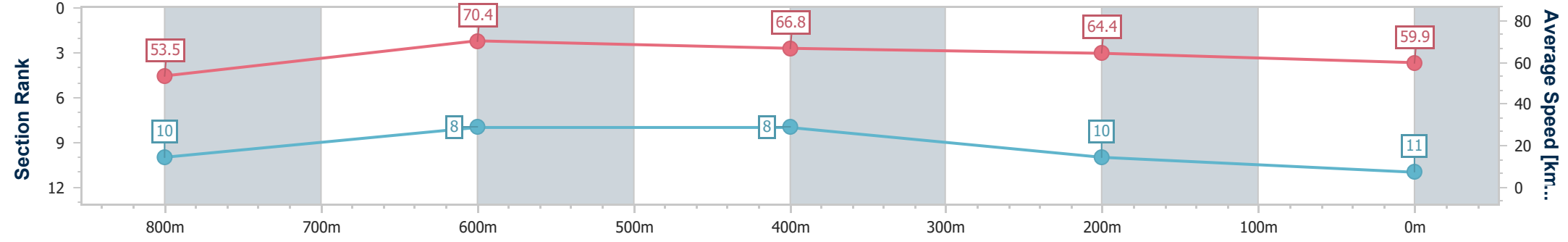
Race 5: Ladbrokes Easy Form Class 1 Handicap - 1000m

13 October 2024 - 14:55

Track Rating: Good 4, Weather: Fine, Rail Position: +5.5m W/Post-1000m, +2.5m Remainder



Section	Overall	800m	600m	400m	200m
Section Times	0:57.79 [11] (0:13.44)	0:44.35 [10] (0:10.26)	0:34.09 [8] (0:10.85)	0:23.24 [8] (0:11.22)	0:12.02 [10] (0:12.02)
Average Speed [km/h]	53.5	70.4	66.8	64.4	59.9
Top Speed [km/h]	70.9	71.4	69.5	65.5	63.4
Avg. Dist. to Rail [m]	1.4	0.8	1.3	2.7	3.1
Avg. Stride Freq. [Hz]	2.3	2.4	2.3	2.3	2.2
Avg. Stride Length [m]	6.4	8.2	7.8	7.8	7.5



- [ ] Ranking at each section and finish
- .-.- No data available at this section
- NA No data available



# Townsville QLD Professional

## Race 6: Hygain OPEN Handicap - 1400m

13 October 2024 - 15:30



Track Rating: Good 4, Weather: Fine, Rail Position: +5.5m W/Post-1000m, +2.5m Remainder

Section												Last 600m	
Field Times												0:34.97	
	Overall	1200m	1000m	800m	600m	400m							
	1:22.70 (0:14.24)	1:08.46 (0:10.94)	0:57.52 (0:11.21)	0:46.31 (0:11.34)	0:34.97 (0:11.31)	0:23.66 (0:11.39)							
Rank	TAB	Horse/Jockey	Barrier	Top Speed [km/h]	Fastest Section							Distance Travelled [m]	
1	3	<b>TURBEAU</b> Ryan Wiggins	5	68.3 1200m	0:10.77 1200m	1:22.70 [1] (0:15.37)	1:07.33 [8] (0:10.77)	0:56.56 [8] (0:11.32)	0:45.24 [8] (0:11.19)	0:34.05 [8] (0:11.11)	0:22.94 [8] (0:11.24)	0:34.05	
2	5	<b>MOKTAFFY</b> Justin Huxtable	8	66.8 1200m	0:10.94 1200m	1:22.72 [2] (0:14.24)	1:08.48 [1] (0:10.94)	0:57.54 [1] (0:11.21)	0:46.33 [1] (0:11.34)	0:34.99 [1] (0:11.31)	0:23.68 [1] (0:11.39)	0:34.99	-5
3	1	<b>GULF OF LION</b> Nathan Day	7	68.4 1200m	0:10.96 1200m	1:22.96 [3] (0:14.67)	1:08.29 [5] (0:10.96)	0:57.33 [5] (0:11.36)	0:45.97 [5] (0:11.28)	0:34.69 [5] (0:11.21)	0:23.48 [5] (0:11.28)	0:34.69	+0
4	6	<b>HIGHER LOVE</b> Chelsea Jokic	1	66.6 1200m	0:11.11 1200m	1:23.09 [4] (0:14.80)	1:08.29 [7] (0:11.11)	0:57.18 [7] (0:11.38)	0:45.80 [7] (0:11.25)	0:34.55 [7] (0:11.21)	0:23.34 [7] (0:11.40)	0:34.55	-5
5	7	<b>FRESH PRINCE</b> Adam Sewell	3	66.0 Overall	0:11.17 1200m	1:23.22 [5] (0:14.35)	1:08.87 [3] (0:11.17)	0:57.70 [4] (0:11.25)	0:46.45 [4] (0:11.25)	0:35.20 [4] (0:11.37)	0:23.83 [3] (0:11.49)	0:35.20	-5
6	8	<b>WISE DRAGON</b> Pietro Romeo	6	66.5 1200m	0:11.13 1200m	1:23.37 [6] (0:14.73)	1:08.64 [6] (0:11.13)	0:57.51 [6] (0:11.38)	0:46.13 [6] (0:11.25)	0:34.88 [6] (0:11.22)	0:23.66 [6] (0:11.52)	0:34.88	+0
7	2	<b>PRINCIPESSA</b> Lacey Morrison	4	66.0 Overall	0:11.02 1200m	1:23.43 [7] (0:14.43)	1:09.00 [4] (0:11.02)	0:57.98 [3] (0:11.30)	0:46.68 [3] (0:11.23)	0:35.45 [3] (0:11.48)	0:23.97 [4] (0:11.65)	0:35.45	-2
8	4	<b>CALL ME MO</b> Tyler Leslight	2	68.4 1200m	0:10.77 1200m	1:23.66 [8] (0:15.50)	1:08.16 [9] (0:10.77)	0:57.39 [9] (0:11.35)	0:46.04 [9] (0:11.22)	0:34.82 [9] (0:11.30)	0:23.52 [9] (0:11.42)	0:34.82	-8
9	9	<b>TO LOVE SOMEBODY</b> Rebecca Wilson	9	67.2 1200m	0:10.93 1200m	1:23.84 [9] (0:14.28)	1:09.56 [2] (0:10.93)	0:58.63 [2] (0:11.26)	0:47.37 [2] (0:11.34)	0:36.03 [2] (0:11.57)	0:24.46 [2] (0:11.76)	0:36.03	+0

[ ] Ranking at each section and finish  
 -:-:- No data available at this section  
 NA No data available

SCN Saddle cloth number  
 DNF Did not finish  
 DNT Did not track



# Townsville QLD Professional

## Race 6: Hygain OPEN Handicap - 1400m

13 October 2024 - 15:30



Track Rating: Good 4, Weather: Fine, Rail Position: +5.5m W/Post-1000m, +2.5m Remainder

Section				200m				Last 600m	
Field Times				0:12.27				0:34.97	
				(0:12.27)					
Rank	TAB	Horse/Jockey	Barrier	Top Speed [km/h]	Fastest Section	Margin			Distance Travelled [m]
1	3	<b>TURBEAU</b>	5	68.3	0:10.77	0:11.70 [4]	1:22.70		0:34.05
		Ryan Wiggins		1200m	1200m	(0:11.70)			
2	5	<b>MOKTAFY</b>	8	66.8	0:10.94	0:12.29 [1]	0.11L		0:34.99 -5
		Justin Huxtable		1200m	1200m	(0:12.29)			
3	1	<b>GULF OF LION</b>	7	68.4	0:10.96	0:12.20 [2]	1.48L		0:34.69 +0
		Nathan Day		1200m	1200m	(0:12.20)			
4	6	<b>HIGHER LOVE</b>	1	66.6	0:11.11	0:11.94 [7]	2.29L		0:34.55 -5
		Chelsea Jokic		1200m	1200m	(0:11.94)			
5	7	<b>FRESH PRINCE</b>	3	66.0	0:11.17	0:12.34 [3]	3.05L		0:35.20 -5
		Adam Sewell		Overall	1200m	(0:12.34)			
6	8	<b>WISE DRAGON</b>	6	66.5	0:11.13	0:12.14 [8]	3.92L		0:34.88 +0
		Pietro Romeo		1200m	1200m	(0:12.14)			
7	2	<b>PRINCIPESSA</b>	4	66.0	0:11.02	0:12.32 [5]	4.26L		0:35.45 -2
		Lacey Morrison		Overall	1200m	(0:12.32)			
8	4	<b>CALL ME MO</b>	2	68.4	0:10.77	0:12.10 [9]	5.6L		0:34.82 -8
		Tyler Leslight		1200m	1200m	(0:12.10)			
9	9	<b>TO LOVE SOMEBODY</b>	9	67.2	0:10.93	0:12.70 [6]	6.68L		0:36.03 +0
		Rebecca Wilson		1200m	1200m	(0:12.70)			



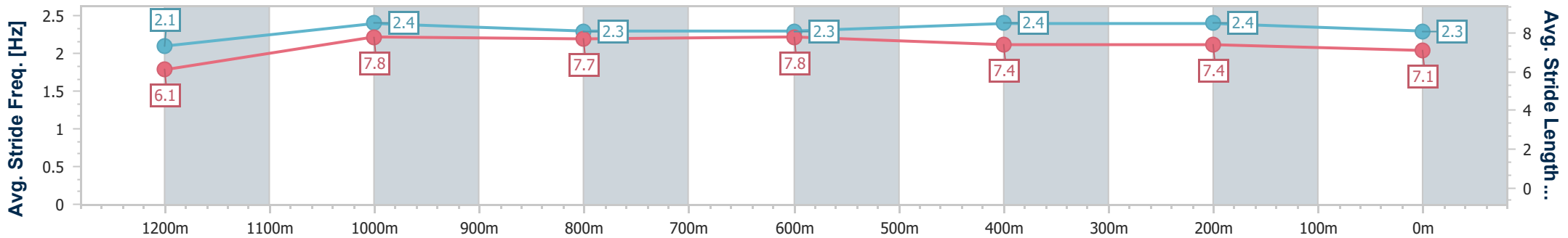
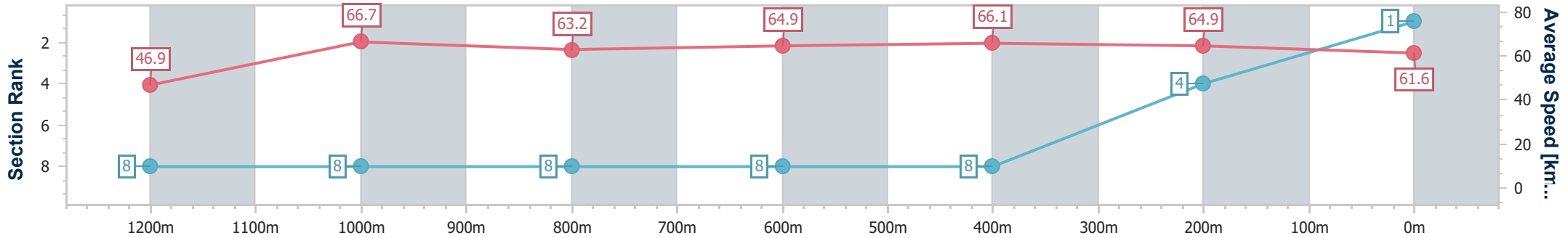
Horse/Jockey Name	Turbeau
Final Rank	1
Fastest Section Time (Section)	0:10.77 (1200m)
Top Speed [km/h] (Section)	68.3 (1200m)
Race State	Finished



**Townsville QLD Professional**  
**Race 6: Hygain OPEN Handicap - 1400m**  
 13 October 2024 - 15:30  
 Track Rating: Good 4, Weather: Fine, Rail Position: +5.5m W/Post-1000m, +2.5m Remainder



Section	Overall	1200m	1000m	800m	600m	400m	200m
Section Times	1:22.70 [1] (0:15.37)	1:07.33 [8] (0:10.77)	0:56.56 [8] (0:11.32)	0:45.24 [8] (0:11.19)	0:34.05 [8] (0:11.11)	0:22.94 [8] (0:11.24)	0:11.70 [4] (0:11.70)
Average Speed [km/h]	46.9	66.7	63.2	64.9	66.1	64.9	61.6
Top Speed [km/h]	67.4	68.3	64.5	65.8	67.6	65.5	65.9
Avg. Dist. to Rail [m]	5.2	1.4	1.4	1.7	4.4	6.8	5.5
Avg. Stride Freq. [Hz]	2.1	2.4	2.3	2.3	2.4	2.4	2.3
Avg. Stride Length [m]	6.1	7.8	7.7	7.8	7.4	7.4	7.1



- [ ] Ranking at each section and finish
- .-.- No data available at this section
- NA No data available



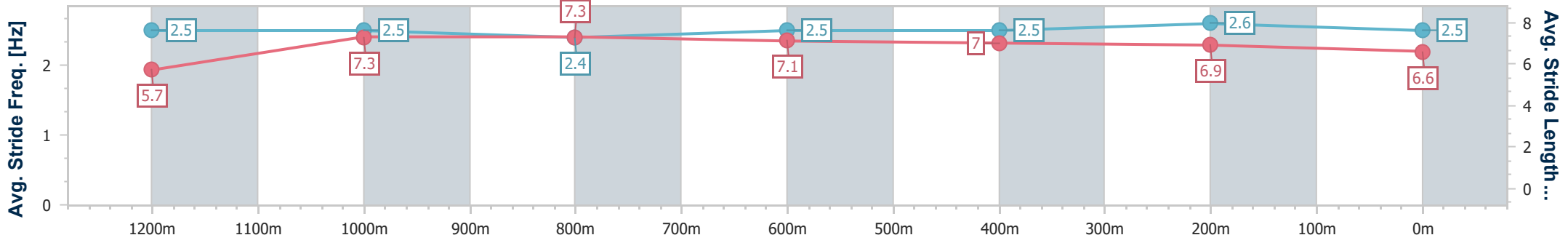
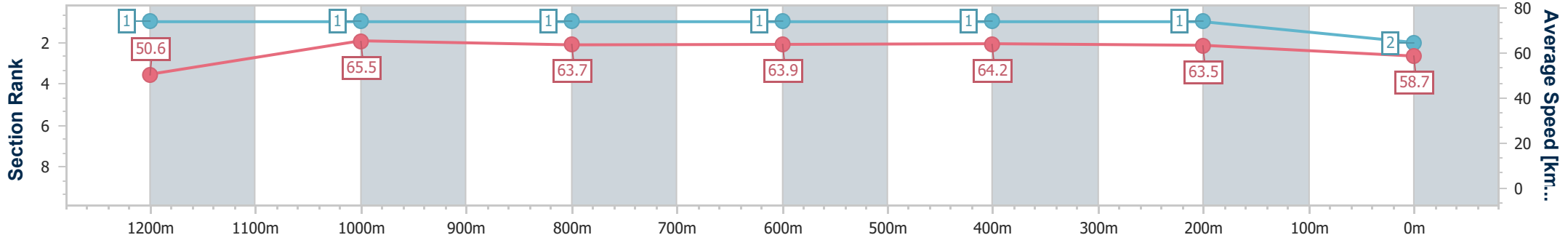
Horse/Jockey Name	Moktaffy
Final Rank	2
Fastest Section Time (Section)	0:10.94 (1200m)
Top Speed [km/h] (Section)	66.8 (1200m)
Race State	Finished



Townsville QLD Professional  
 Race 6: Hygain OPEN Handicap - 1400m  
 13 October 2024 - 15:30  
 Track Rating: Good 4, Weather: Fine, Rail Position: +5.5m W/Post-1000m, +2.5m Remainder



Section	Overall	1200m	1000m	800m	600m	400m	200m
Section Times	1:22.72 [2] (0:14.24)	1:08.48 [1] (0:10.94)	0:57.54 [1] (0:11.21)	0:46.33 [1] (0:11.34)	0:34.99 [1] (0:11.31)	0:23.68 [1] (0:11.39)	0:12.29 [1] (0:12.29)
Average Speed [km/h]	50.6	65.5	63.7	63.9	64.2	63.5	58.7
Top Speed [km/h]	66.5	66.8	64.5	65.9	65.3	65.3	62.0
Avg. Dist. to Rail [m]	6.7	1.7	1.7	1.1	1.8	3.2	1.7
Avg. Stride Freq. [Hz]	2.5	2.5	2.4	2.5	2.5	2.6	2.5
Avg. Stride Length [m]	5.7	7.3	7.3	7.1	7.0	6.9	6.6



- [ ] Ranking at each section and finish
- .-.- No data available at this section
- NA No data available



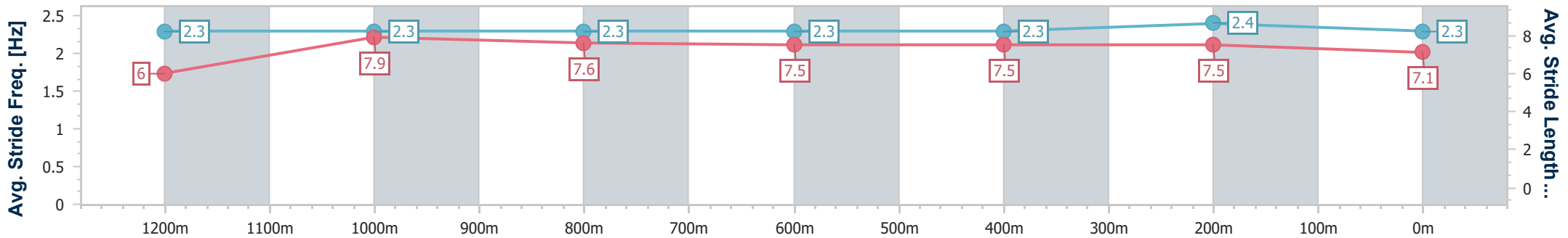
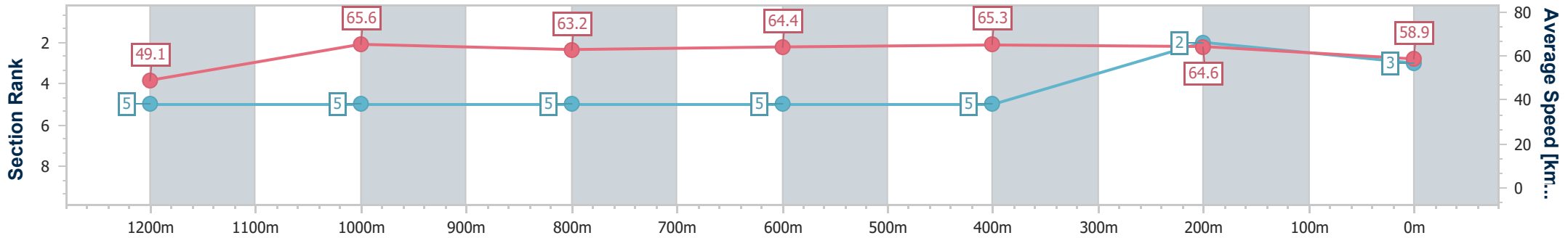
Horse/Jockey Name	Gulf Of Lion
Final Rank	3
Fastest Section Time (Section)	0:10.96 (1200m)
Top Speed [km/h] (Section)	68.4 (1200m)
Race State	Finished



**Townsville QLD Professional**  
**Race 6: Hygain OPEN Handicap - 1400m**  
 13 October 2024 - 15:30  
 Track Rating: Good 4, Weather: Fine, Rail Position: +5.5m W/Post-1000m, +2.5m Remainder



Section	Overall	1200m	1000m	800m	600m	400m	200m							
Section Times	1:22.96 [3] (0:14.67)	1:08.29 [5] (0:10.96)	0:57.33 [5] (0:11.36)	0:45.97 [5] (0:11.28)	0:34.69 [5] (0:11.21)	0:23.48 [5] (0:11.28)	0:12.20 [2] (0:12.20)							
Average Speed [km/h]	49.1	65.6	63.2	64.4	65.3	64.6	58.9							
Top Speed [km/h]	67.0	68.4	64.1	65.0	65.8	65.8	62.6							
Avg. Dist. to Rail [m]	7.5	1.5	0.8	1.7	3.4	6.5	6.2							
Avg. Stride Freq. [Hz]	2.3	2.3	2.3	2.3	2.3	2.4	2.3							
Avg. Stride Length [m]	6.0	7.9	7.6	7.5	7.5	7.5	7.1							



- [ ] Ranking at each section and finish
- .-.- No data available at this section
- NA No data available



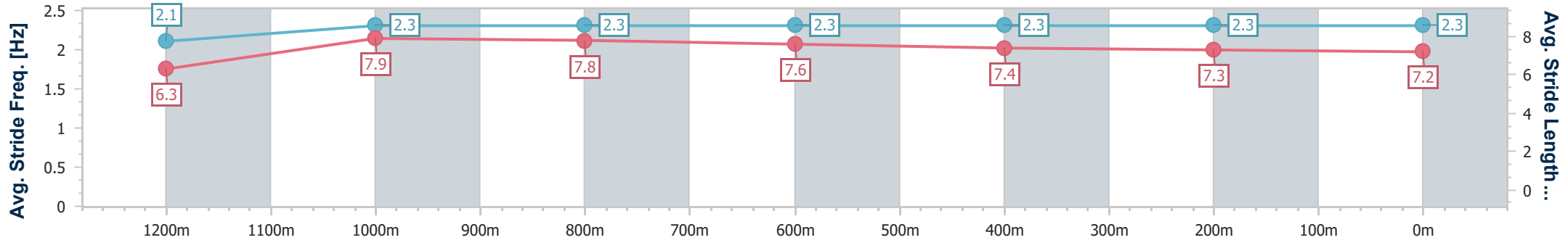
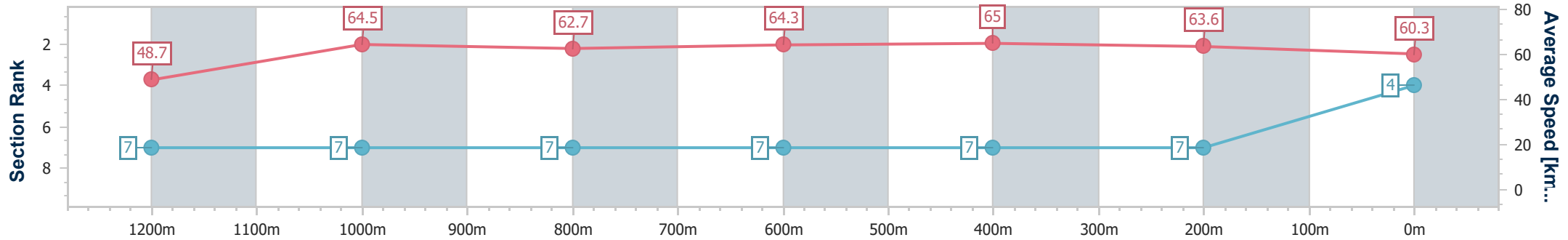
Horse/Jockey Name	Higher Love
Final Rank	4
Fastest Section Time (Section)	0:11.11 (1200m)
Top Speed [km/h] (Section)	66.6 (1200m)
Race State	Finished



Townsville QLD Professional  
 Race 6: Hygain OPEN Handicap - 1400m  
 13 October 2024 - 15:30  
 Track Rating: Good 4, Weather: Fine, Rail Position: +5.5m W/Post-1000m, +2.5m Remainder



Section	Overall	1200m	1000m	800m	600m	400m	200m
Section Times	1:23.09 [4] (0:14.80)	1:08.29 [7] (0:11.11)	0:57.18 [7] (0:11.38)	0:45.80 [7] (0:11.25)	0:34.55 [7] (0:11.21)	0:23.34 [7] (0:11.40)	0:11.94 [7] (0:11.94)
Average Speed [km/h]	48.7	64.5	62.7	64.3	65.0	63.6	60.3
Top Speed [km/h]	66.3	66.6	64.6	64.8	65.9	64.0	62.7
Avg. Dist. to Rail [m]	3.0	1.5	1.7	1.0	2.6	3.8	5.5
Avg. Stride Freq. [Hz]	2.1	2.3	2.3	2.3	2.3	2.3	2.3
Avg. Stride Length [m]	6.3	7.9	7.8	7.6	7.4	7.3	7.2



- [ ] Ranking at each section and finish
- .-.- No data available at this section
- NA No data available



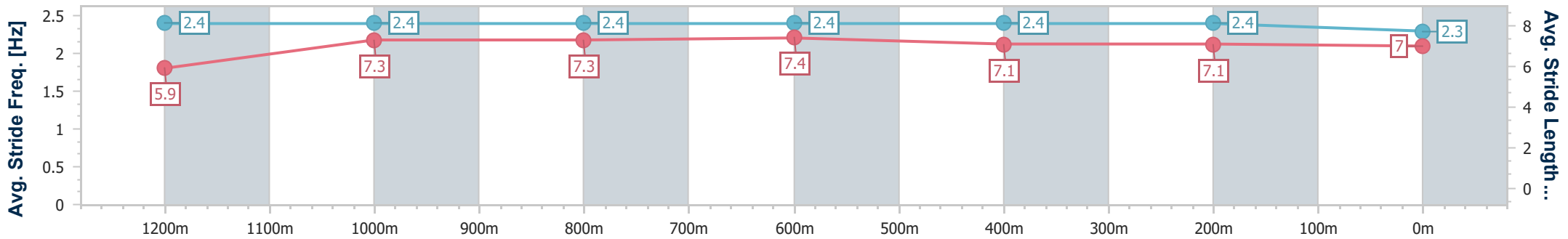
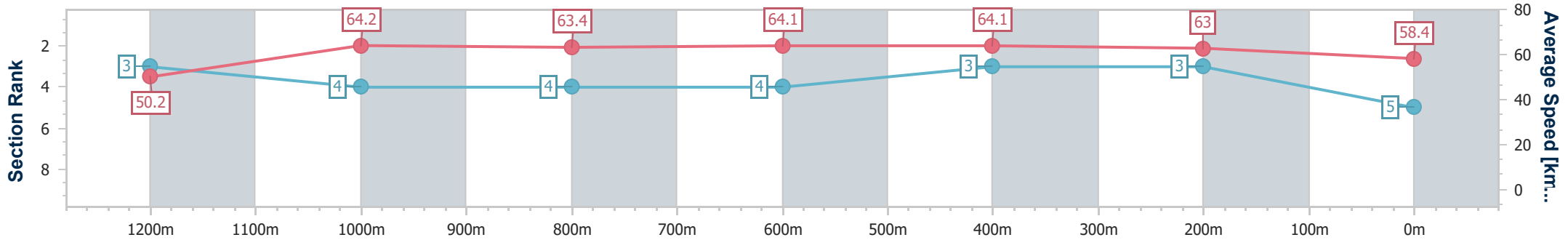
Horse/Jockey Name	Fresh Prince
Final Rank	5
Fastest Section Time (Section)	0:11.17 (1200m)
Top Speed [km/h] (Section)	66.0 (Overall)
Race State	Finished



**Townsville QLD Professional**  
**Race 6: Hygain OPEN Handicap - 1400m**  
 13 October 2024 - 15:30  
 Track Rating: Good 4, Weather: Fine, Rail Position: +5.5m W/Post-1000m, +2.5m Remainder



Section	Overall	1200m	1000m	800m	600m	400m	200m
Section Times	1:23.22 [5] (0:14.35)	1:08.87 [3] (0:11.17)	0:57.70 [4] (0:11.25)	0:46.45 [4] (0:11.25)	0:35.20 [4] (0:11.37)	0:23.83 [3] (0:11.49)	0:12.34 [3] (0:12.34)
Average Speed [km/h]	50.2	64.2	63.4	64.1	64.1	63.0	58.4
Top Speed [km/h]	66.0	65.3	64.8	65.7	65.5	63.5	61.9
Avg. Dist. to Rail [m]	4.5	1.7	1.9	0.8	2.2	3.5	3.9
Avg. Stride Freq. [Hz]	2.4	2.4	2.4	2.4	2.4	2.4	2.3
Avg. Stride Length [m]	5.9	7.3	7.3	7.4	7.1	7.1	7.0



- [ ] Ranking at each section and finish
- .-.- No data available at this section
- NA No data available





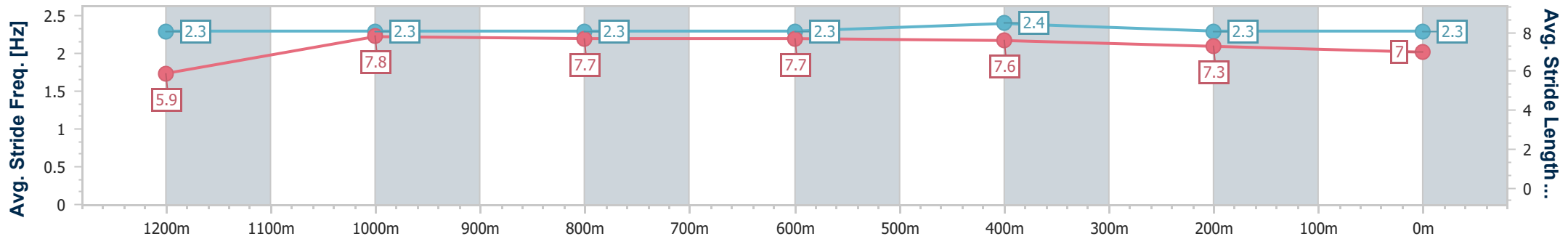
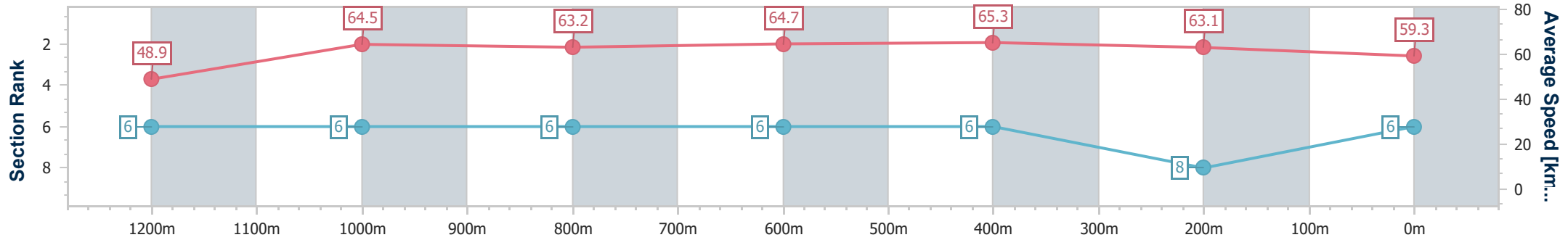
Horse/Jockey Name	Wise Dragon
Final Rank	6
Fastest Section Time (Section)	0:11.13 (1200m)
Top Speed [km/h] (Section)	66.5 (1200m)
Race State	Finished



**Townsville QLD Professional**  
**Race 6: Hygain OPEN Handicap - 1400m**  
 13 October 2024 - 15:30  
 Track Rating: Good 4, Weather: Fine, Rail Position: +5.5m W/Post-1000m, +2.5m Remainder



Section	Overall	1200m	1000m	800m	600m	400m	200m
Section Times	1:23.37 [6] (0:14.73)	1:08.64 [6] (0:11.13)	0:57.51 [6] (0:11.38)	0:46.13 [6] (0:11.25)	0:34.88 [6] (0:11.22)	0:23.66 [6] (0:11.52)	0:12.14 [8] (0:12.14)
Average Speed [km/h]	48.9	64.5	63.2	64.7	65.3	63.1	59.3
Top Speed [km/h]	65.5	66.5	64.6	65.7	66.2	64.4	62.3
Avg. Dist. to Rail [m]	6.1	1.2	1.2	2.5	3.8	6.4	7.9
Avg. Stride Freq. [Hz]	2.3	2.3	2.3	2.3	2.4	2.3	2.3
Avg. Stride Length [m]	5.9	7.8	7.7	7.7	7.6	7.3	7.0



- [ ] Ranking at each section and finish
- .-.- No data available at this section
- NA No data available



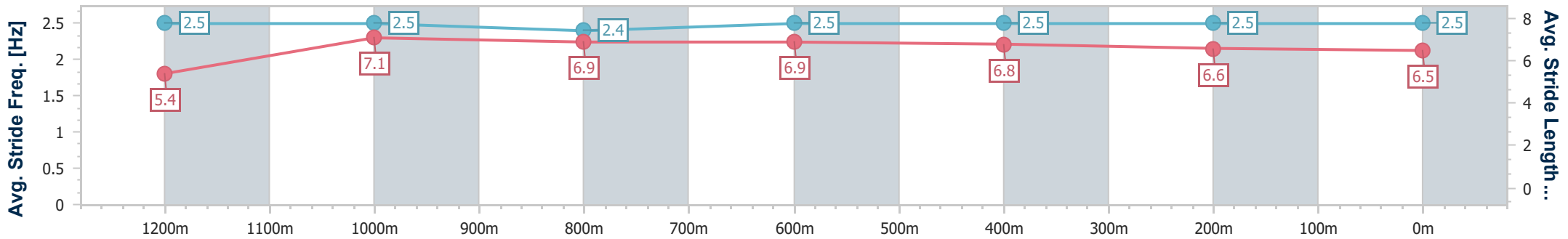
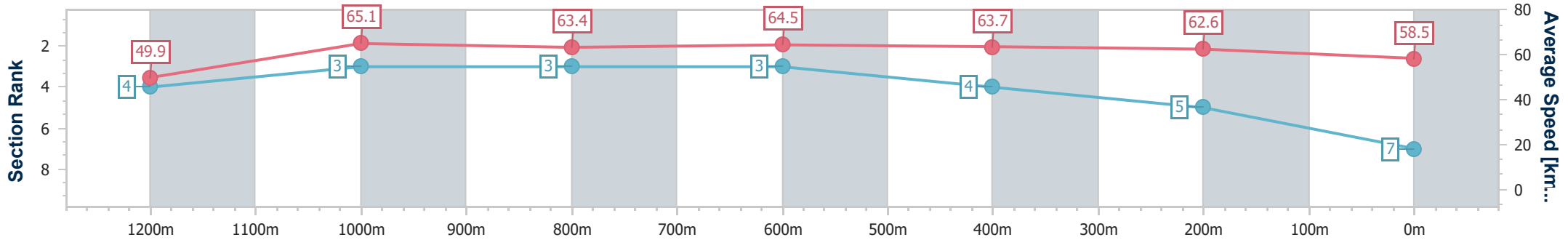
Horse/Jockey Name	Principessa
Final Rank	7
Fastest Section Time (Section)	0:11.02 (1200m)
Top Speed [km/h] (Section)	66.0 (Overall)
Race State	Finished



**Townsville QLD Professional**  
**Race 6: Hygain OPEN Handicap - 1400m**  
**13 October 2024 - 15:30**  
**Track Rating: Good 4, Weather: Fine, Rail Position: +5.5m W/Post-1000m, +2.5m Remainder**



Section	Overall	1200m	1000m	800m	600m	400m	200m
Section Times	1:23.43 [7] (0:14.43)	1:09.00 [4] (0:11.02)	0:57.98 [3] (0:11.30)	0:46.68 [3] (0:11.23)	0:35.45 [3] (0:11.48)	0:23.97 [4] (0:11.65)	0:12.32 [5] (0:12.32)
Average Speed [km/h]	49.9	65.1	63.4	64.5	63.7	62.6	58.5
Top Speed [km/h]	66.0	65.9	64.0	64.9	65.1	63.4	61.1
Avg. Dist. to Rail [m]	5.5	1.2	1.3	1.1	3.5	6.3	6.8
Avg. Stride Freq. [Hz]	2.5	2.5	2.4	2.5	2.5	2.5	2.5
Avg. Stride Length [m]	5.4	7.1	6.9	6.9	6.8	6.6	6.5



- [ ] Ranking at each section and finish
- .-.- No data available at this section
- NA No data available



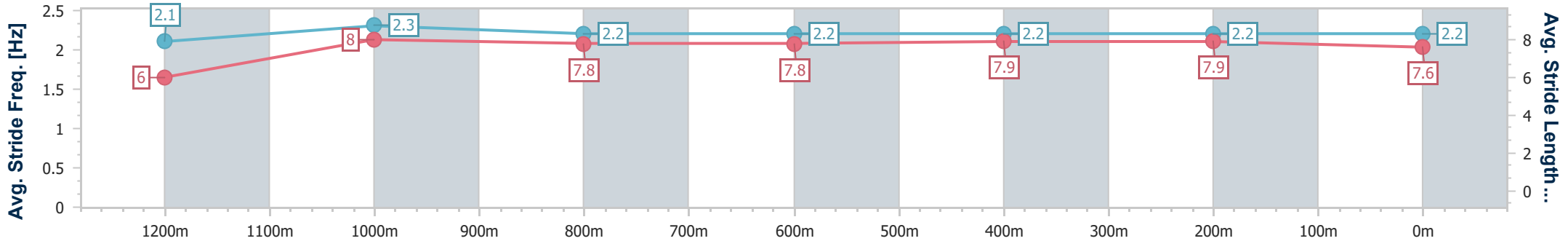
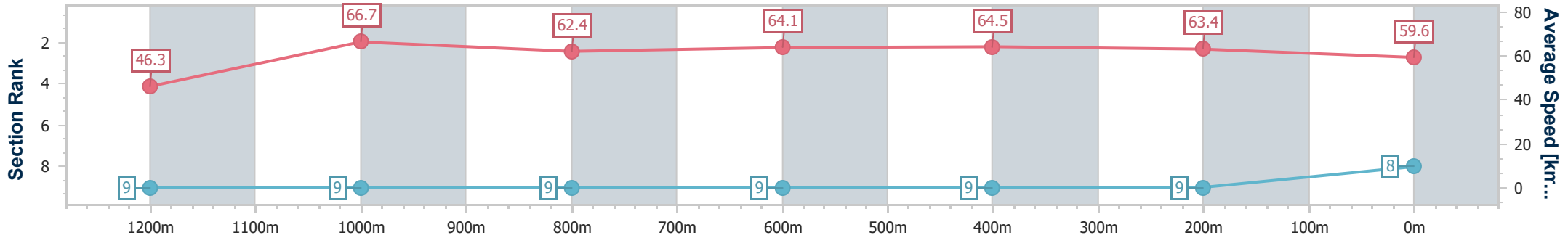
Horse/Jockey Name	Call Me Mo
Final Rank	8
Fastest Section Time (Section)	0:10.77 (1200m)
Top Speed [km/h] (Section)	68.4 (1200m)
Race State	Finished



**Townsville QLD Professional**  
**Race 6: Hygain OPEN Handicap - 1400m**  
 13 October 2024 - 15:30  
 Track Rating: Good 4, Weather: Fine, Rail Position: +5.5m W/Post-1000m, +2.5m Remainder



Section	Overall	1200m	1000m	800m	600m	400m	200m
Section Times	1:23.66 [8] (0:15.50)	1:08.16 [9] (0:10.77)	0:57.39 [9] (0:11.35)	0:46.04 [9] (0:11.22)	0:34.82 [9] (0:11.30)	0:23.52 [9] (0:11.42)	0:12.10 [9] (0:12.10)
Average Speed [km/h]	46.3	66.7	62.4	64.1	64.5	63.4	59.6
Top Speed [km/h]	67.4	68.4	63.4	64.6	65.1	64.4	62.5
Avg. Dist. to Rail [m]	3.5	2.6	3.3	0.7	2.4	4.5	6.6
Avg. Stride Freq. [Hz]	2.1	2.3	2.2	2.2	2.2	2.2	2.2
Avg. Stride Length [m]	6.0	8.0	7.8	7.8	7.9	7.9	7.6



- [ ] Ranking at each section and finish
- .-.- No data available at this section
- NA No data available



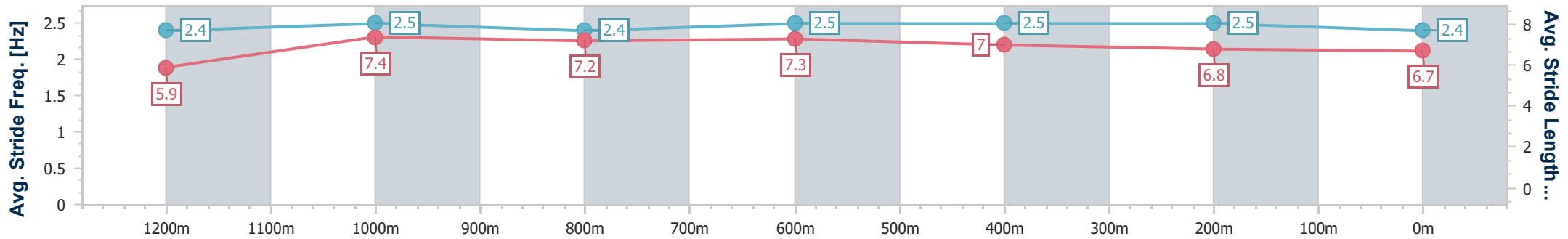
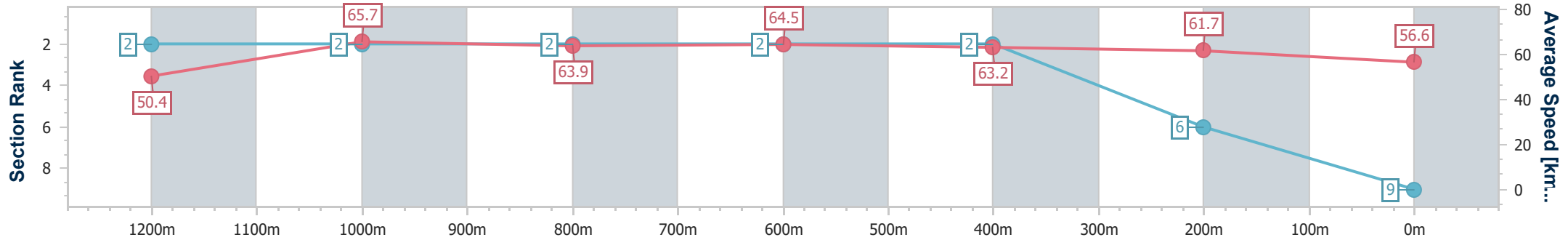
Horse/Jockey Name	To Love Somebody
Final Rank	9
Fastest Section Time (Section)	0:10.93 (1200m)
Top Speed [km/h] (Section)	67.2 (1200m)
Race State	Finished



**Townsville QLD Professional**  
**Race 6: Hygain OPEN Handicap - 1400m**  
 13 October 2024 - 15:30  
 Track Rating: Good 4, Weather: Fine, Rail Position: +5.5m W/Post-1000m, +2.5m Remainder



Section	Overall	1200m	1000m	800m	600m	400m	200m
Section Times	1:23.84 [9] (0:14.28)	1:09.56 [2] (0:10.93)	0:58.63 [2] (0:11.26)	0:47.37 [2] (0:11.34)	0:36.03 [2] (0:11.57)	0:24.46 [2] (0:11.76)	0:12.70 [6] (0:12.70)
Average Speed [km/h]	50.4	65.7	63.9	64.5	63.2	61.7	56.6
Top Speed [km/h]	66.7	67.2	64.7	65.6	65.5	62.9	61.4
Avg. Dist. to Rail [m]	8.2	1.6	1.4	3.2	3.6	4.3	5.0
Avg. Stride Freq. [Hz]	2.4	2.5	2.4	2.5	2.5	2.5	2.4
Avg. Stride Length [m]	5.9	7.4	7.2	7.3	7.0	6.8	6.7



- [ ] Ranking at each section and finish
- .-.- No data available at this section
- NA No data available



# Townsville QLD Professional

## Race 7: Explore Property Munro & Co BM65 Handicap - 1200m

13 October 2024 - 16:10



Track Rating: Good 4, Weather: Fine, Rail Position: +5.5m W/Post-1000m, +2.5m Remainder

Section		Overall											Last 600m	
Field Times		1:10.13 (0:13.59)											0:34.56	
		1000m											800m	
		0:56.54 (0:10.78)											0:45.76 (0:11.20)	
		800m											600m	
		0:45.05 [8]											0:34.56 (0:11.67)	
		600m											400m	
		0:33.98 [8]											0:22.89 (0:11.45)	
		400m											200m	
		0:22.55 [7]											0:11.44 (0:11.44)	
		200m											Last 600m	
		0:11.40 [3]											0:34.56	
Rank	TAB	Horse/Jockey	Barrier	Top Speed [km/h]	Fastest Section	Overall	1000m	800m	600m	400m	200m	Margin	Distance Travelled [m]	
1	6	MEMPHIS SHADOW Ryan Wiggins	6	67.1 400m	0:10.99 1000m	1:10.13 [1] (0:14.09)	0:56.04 [8] (0:10.99)	0:45.05 [8] (0:11.07)	0:33.98 [8] (0:11.43)	0:22.55 [7] (0:11.15)	0:11.40 [3] (0:11.40)	1:10.13	0:33.98	
2	8	COUNTER COMMAND Jason Taylor	9	68.3 1000m	0:10.66 1000m	1:10.30 [2] (0:13.75)	0:56.55 [3] (0:10.66)	0:45.89 [2] (0:11.18)	0:34.71 [2] (0:11.65)	0:23.06 [1] (0:11.45)	0:11.61 [1] (0:11.61)	0.99L	0:34.71 -3	
3	2	SPIRIT MEISTER Nathan Day	2	66.6 1000m	0:10.89 1000m	1:10.39 [3] (0:13.71)	0:56.68 [2] (0:10.89)	0:45.79 [4] (0:11.12)	0:34.67 [3] (0:11.65)	0:23.02 [3] (0:11.44)	0:11.58 [4] (0:11.58)	1.49L	0:34.67 -1	
4	9	SUPER FAST Justin Stanley	8	67.5 Overall	0:10.78 1000m	1:10.39 [4] (0:13.59)	0:56.80 [1] (0:10.78)	0:46.02 [1] (0:11.20)	0:34.82 [1] (0:11.68)	0:23.14 [2] (0:11.44)	0:11.70 [2] (0:11.70)	1.52L	0:34.82 -5	
5	1	MIKADO Chris Whiteley	7	67.1 1000m	0:11.01 1000m	1:10.45 [5] (0:14.37)	0:56.08 [10] (0:11.01)	0:45.07 [10] (0:11.04)	0:34.03 [9] (0:11.36)	0:22.67 [8] (0:11.22)	0:11.45 [6] (0:11.45)	1.85L	0:34.03 -2	
6	5	JOHN JOSEPH Ashley Butler	4	67.0 1000m	0:10.78 1000m	1:10.45 [6] (0:14.00)	0:56.45 [6] (0:10.78)	0:45.67 [6] (0:11.26)	0:34.41 [6] (0:11.51)	0:22.90 [5] (0:11.51)	0:11.39 [7] (0:11.39)	1.87L	0:34.41 -4	
7	3	ROUGH CUT JEWEL Lacey Morrison	1	66.5 1000m	0:10.83 1000m	1:10.55 [7] (0:13.77)	0:56.78 [4] (0:10.83)	0:45.95 [3] (0:11.13)	0:34.82 [4] (0:11.73)	0:23.09 [4] (0:11.44)	0:11.65 [5] (0:11.65)	2.47L	0:34.82 -5	
8	7	SEALION Justin Huxtable	3	67.8 1000m	0:10.89 1000m	1:10.61 [8] (0:14.02)	0:56.59 [7] (0:10.89)	0:45.70 [7] (0:11.19)	0:34.51 [7] (0:11.74)	0:22.77 [9] (0:11.40)	0:11.37 [9] (0:11.37)	2.83L	0:34.51 -7	
9	10	KING RUPERT Adam Sewell	5	67.3 1000m	0:10.97 1000m	1:10.69 [9] (0:14.14)	0:56.55 [9] (0:10.97)	0:45.58 [9] (0:11.35)	0:34.23 [10] (0:11.39)	0:22.84 [10] (0:11.30)	0:11.54 [8] (0:11.54)	3.25L	0:34.23 +4	
10	4	DUSKY DAMSEL Tyler Leslight	10	68.0 800m	0:10.94 1000m	1:11.17 [10] (0:13.83)	0:57.34 [5] (0:10.94)	0:46.40 [5] (0:11.05)	0:35.35 [5] (0:11.73)	0:23.62 [6] (0:11.75)	0:11.87 [10] (0:11.87)	6.11L	0:35.35 +5	

Scratched: Prince Akeem (#11)

[ ] Ranking at each section and finish  
 -:-:- No data available at this section  
 NA No data available

SCN Saddle cloth number  
 DNF Did not finish  
 DNT Did not track



Horse/Jockey Name	Memphis Shadow
Final Rank	1
Fastest Section Time (Section)	0:10.99 (1000m)
Top Speed [km/h] (Section)	67.1 (400m)
Race State	Finished



### Townsville QLD Professional

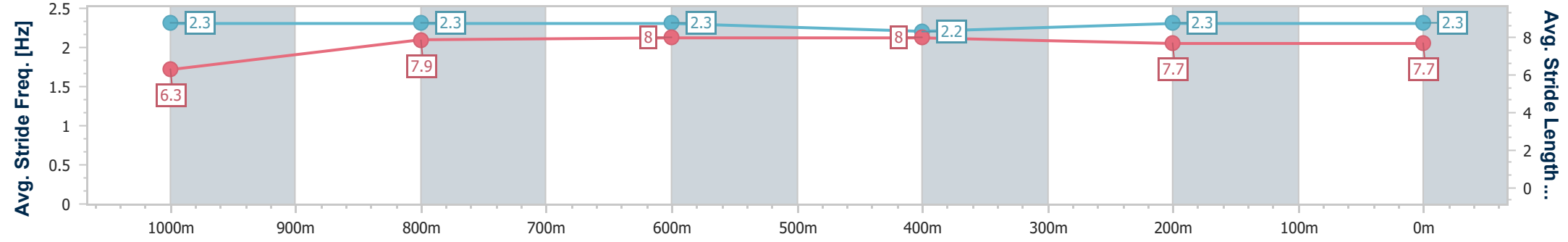
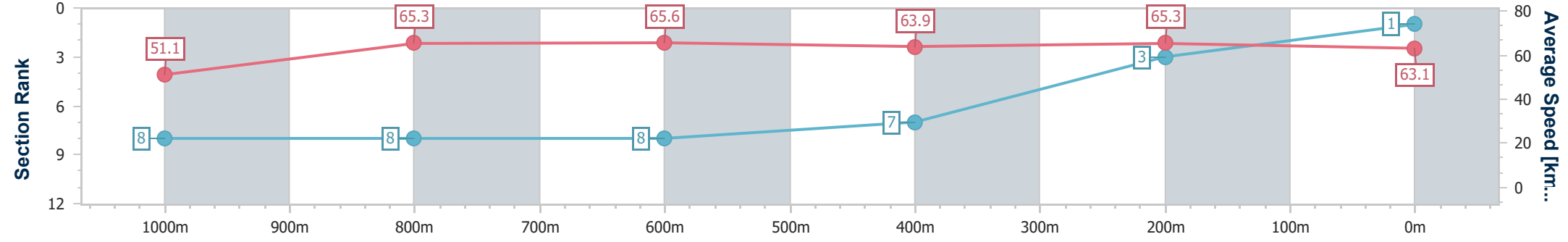
Race 7: Explore Property Munro & Co BM65 Handicap - 1200m

13 October 2024 - 16:10

Track Rating: Good 4, Weather: Fine, Rail Position: +5.5m W/Post-1000m, +2.5m Remainder



Section	Overall	1000m	800m	600m	400m	200m
Section Times	1:10.13 [1] (0:14.09)	0:56.04 [8] (0:10.99)	0:45.05 [8] (0:11.07)	0:33.98 [8] (0:11.43)	0:22.55 [7] (0:11.15)	0:11.40 [3] (0:11.40)
Average Speed [km/h]	51.1	65.3	65.6	63.9	65.3	63.1
Top Speed [km/h]	65.5	67.0	67.0	65.8	67.1	65.3
Avg. Dist. to Rail [m]	4.8	0.8	1.2	3.3	6.4	6.9
Avg. Stride Freq. [Hz]	2.3	2.3	2.3	2.2	2.3	2.3
Avg. Stride Length [m]	6.3	7.9	8.0	8.0	7.7	7.7



- [ ] Ranking at each section and finish
- .-.- No data available at this section
- NA No data available



Horse/Jockey Name	Counter Command
Final Rank	2
Fastest Section Time (Section)	0:10.66 (1000m)
Top Speed [km/h] (Section)	68.3 (1000m)
Race State	Finished



### Townsville QLD Professional

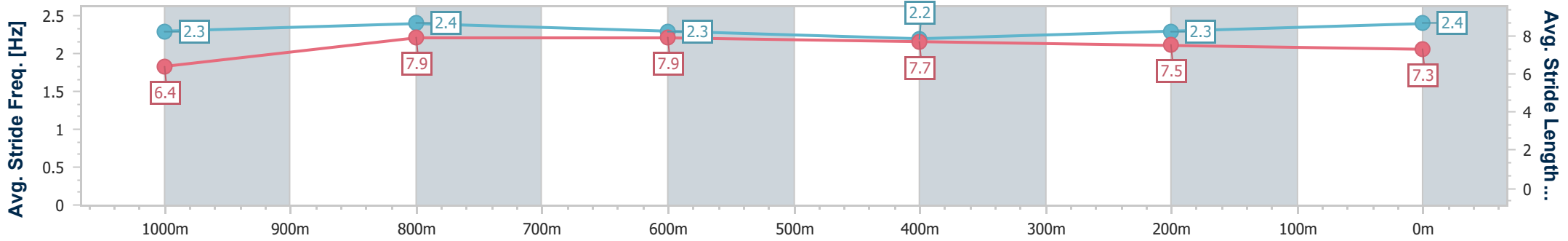
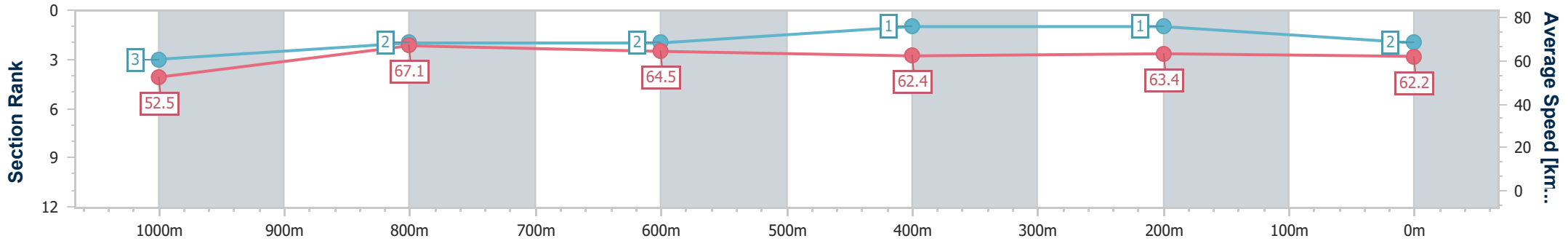
Race 7: Explore Property Munro & Co BM65 Handicap - 1200m

13 October 2024 - 16:10

Track Rating: Good 4, Weather: Fine, Rail Position: +5.5m W/Post-1000m, +2.5m Remainder



Section	Overall	1000m	800m	600m	400m	200m
Section Times	1:10.30 [2] (0:13.75)	0:56.55 [3] (0:10.66)	0:45.89 [2] (0:11.18)	0:34.71 [2] (0:11.65)	0:23.06 [1] (0:11.45)	0:11.61 [1] (0:11.61)
Average Speed [km/h]	52.5	67.1	64.5	62.4	63.4	62.2
Top Speed [km/h]	67.5	68.3	65.7	63.2	66.4	64.3
Avg. Dist. to Rail [m]	6.8	1.0	0.5	2.4	4.3	5.0
Avg. Stride Freq. [Hz]	2.3	2.4	2.3	2.2	2.3	2.4
Avg. Stride Length [m]	6.4	7.9	7.9	7.7	7.5	7.3



- [ ] Ranking at each section and finish
- .-.-.- No data available at this section
- NA No data available



Horse/Jockey Name	Spirit Meister
Final Rank	3
Fastest Section Time (Section)	0:10.89 (1000m)
Top Speed [km/h] (Section)	66.6 (1000m)
Race State	Finished



### Townsville QLD Professional

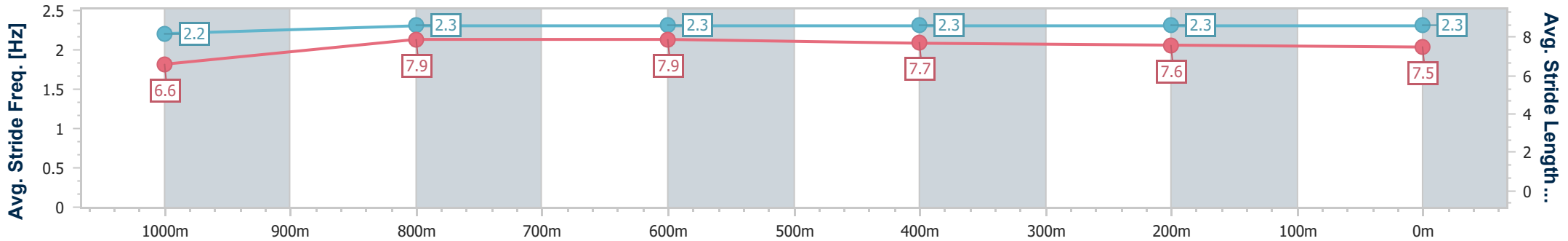
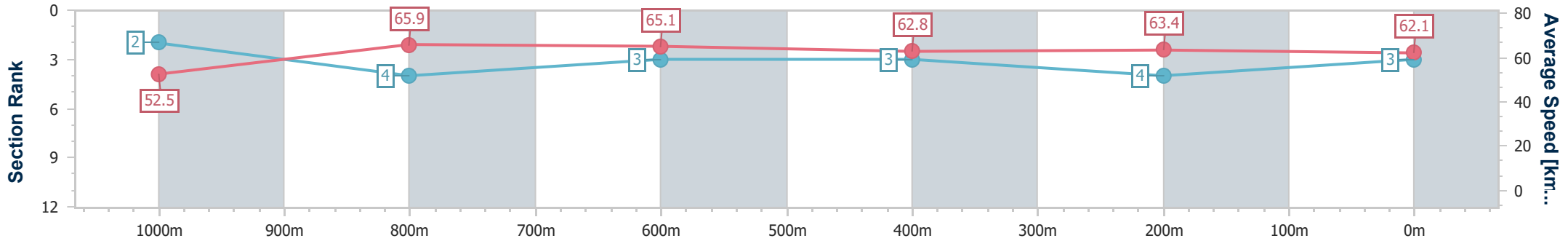
Race 7: Explore Property Munro & Co BM65 Handicap - 1200m

13 October 2024 - 16:10

Track Rating: Good 4, Weather: Fine, Rail Position: +5.5m W/Post-1000m, +2.5m Remainder



Section	Overall	1000m	800m	600m	400m	200m
Section Times	1:10.39 [3] (0:13.71)	0:56.68 [2] (0:10.89)	0:45.79 [4] (0:11.12)	0:34.67 [3] (0:11.65)	0:23.02 [3] (0:11.44)	0:11.58 [4] (0:11.58)
Average Speed [km/h]	52.5	65.9	65.1	62.8	63.4	62.1
Top Speed [km/h]	66.2	66.6	65.9	64.0	65.0	64.1
Avg. Dist. to Rail [m]	3.3	1.0	1.1	2.9	4.7	5.4
Avg. Stride Freq. [Hz]	2.2	2.3	2.3	2.3	2.3	2.3
Avg. Stride Length [m]	6.6	7.9	7.9	7.7	7.6	7.5



- [ ] Ranking at each section and finish
- .-.- No data available at this section
- NA No data available





Horse/Jockey Name	Super Fast
Final Rank	4
Fastest Section Time (Section)	0:10.78 (1000m)
Top Speed [km/h] (Section)	67.5 (Overall)
Race State	Finished



### Townsville QLD Professional

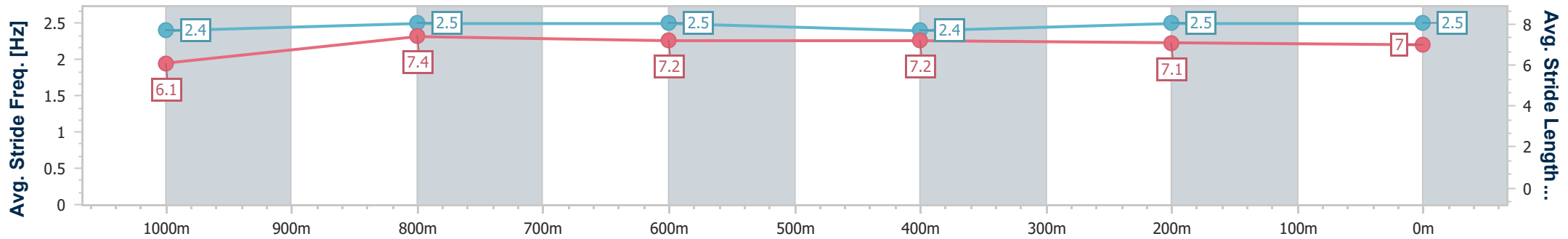
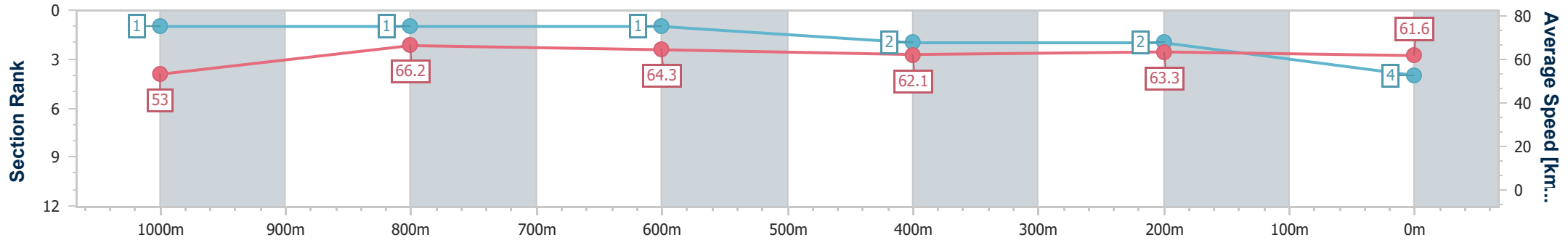
Race 7: Explore Property Munro & Co BM65 Handicap - 1200m

13 October 2024 - 16:10

Track Rating: Good 4, Weather: Fine, Rail Position: +5.5m W/Post-1000m, +2.5m Remainder



Section	Overall	1000m	800m	600m	400m	200m
Section Times	1:10.39 [4] (0:13.59)	0:56.80 [1] (0:10.78)	0:46.02 [1] (0:11.20)	0:34.82 [1] (0:11.68)	0:23.14 [2] (0:11.44)	0:11.70 [2] (0:11.70)
Average Speed [km/h]	53.0	66.2	64.3	62.1	63.3	61.6
Top Speed [km/h]	67.5	67.1	66.8	63.5	64.6	64.0
Avg. Dist. to Rail [m]	6.0	2.0	0.4	1.7	3.3	3.6
Avg. Stride Freq. [Hz]	2.4	2.5	2.5	2.4	2.5	2.5
Avg. Stride Length [m]	6.1	7.4	7.2	7.2	7.1	7.0



- [ ] Ranking at each section and finish
- .-.- No data available at this section
- NA No data available



Horse/Jockey Name	Mikado
Final Rank	5
Fastest Section Time (Section)	0:11.01 (1000m)
Top Speed [km/h] (Section)	67.1 (1000m)
Race State	Finished



### Townsville QLD Professional

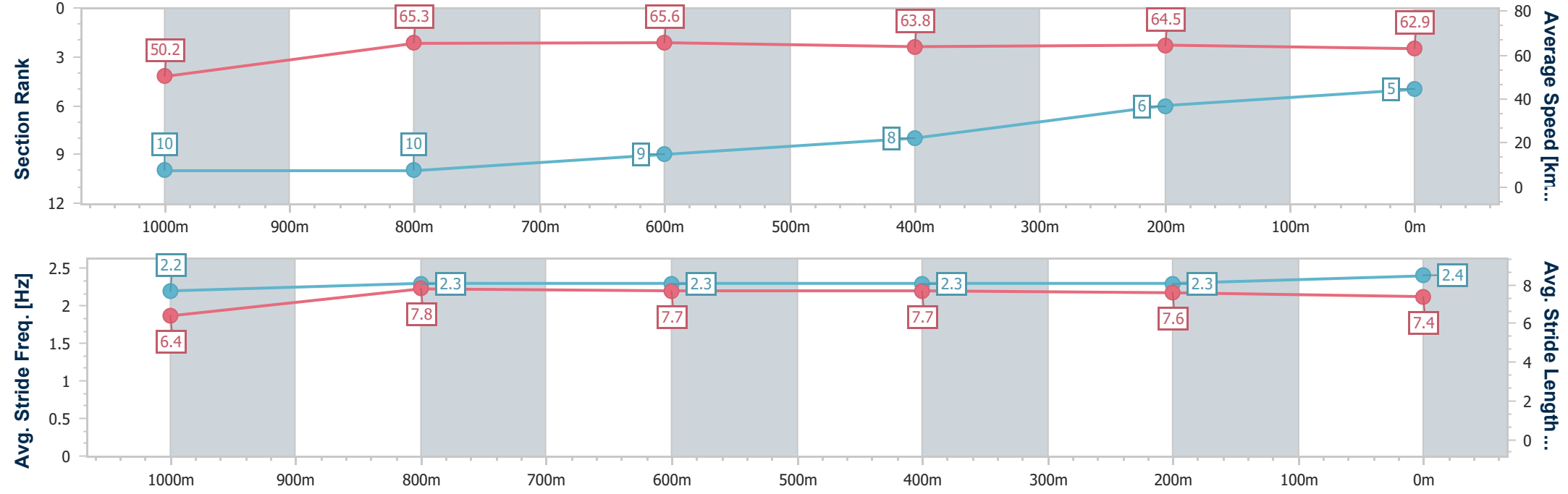
Race 7: Explore Property Munro & Co BM65 Handicap - 1200m

13 October 2024 - 16:10

Track Rating: Good 4, Weather: Fine, Rail Position: +5.5m W/Post-1000m, +2.5m Remainder



Section	Overall	1000m	800m	600m	400m	200m
Section Times	1:10.45 [5] (0:14.37)	0:56.08 [10] (0:11.01)	0:45.07 [10] (0:11.04)	0:34.03 [9] (0:11.36)	0:22.67 [8] (0:11.22)	0:11.45 [6] (0:11.45)
Average Speed [km/h]	50.2	65.3	65.6	63.8	64.5	62.9
Top Speed [km/h]	65.7	67.1	66.9	66.3	66.1	65.6
Avg. Dist. to Rail [m]	6.2	0.5	0.8	1.5	4.7	7.9
Avg. Stride Freq. [Hz]	2.2	2.3	2.3	2.3	2.3	2.4
Avg. Stride Length [m]	6.4	7.8	7.7	7.7	7.6	7.4



- [ ] Ranking at each section and finish
- .-.- No data available at this section
- NA No data available



Horse/Jockey Name	John Joseph
Final Rank	6
Fastest Section Time (Section)	0:10.78 (1000m)
Top Speed [km/h] (Section)	67.0 (1000m)
Race State	Finished



### Townsville QLD Professional

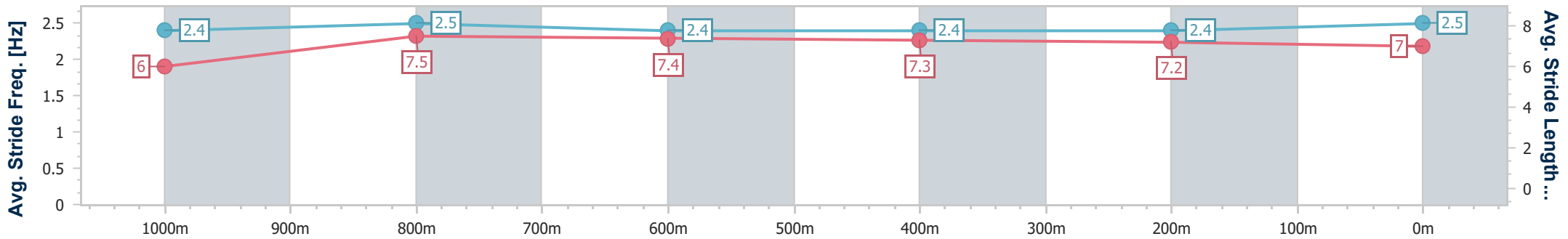
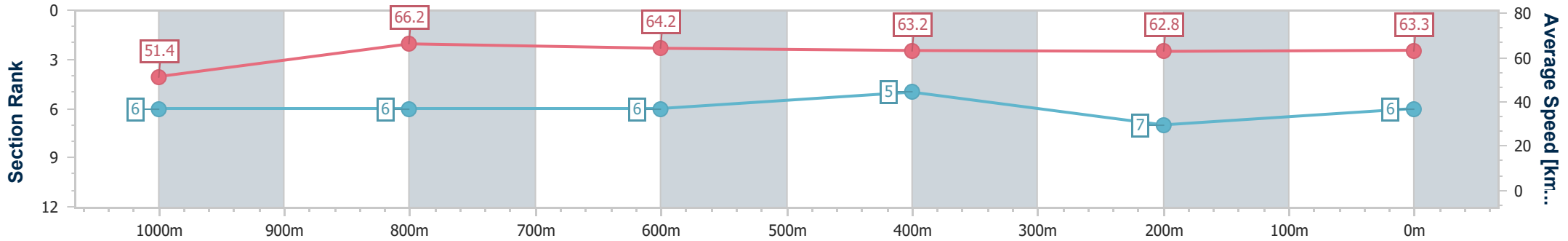
Race 7: Explore Property Munro & Co BM65 Handicap - 1200m

13 October 2024 - 16:10

Track Rating: Good 4, Weather: Fine, Rail Position: +5.5m W/Post-1000m, +2.5m Remainder



Section	Overall	1000m	800m	600m	400m	200m
Section Times	1:10.45 [6] (0:14.00)	0:56.45 [6] (0:10.78)	0:45.67 [6] (0:11.26)	0:34.41 [6] (0:11.51)	0:22.90 [5] (0:11.51)	0:11.39 [7] (0:11.39)
Average Speed [km/h]	51.4	66.2	64.2	63.2	62.8	63.3
Top Speed [km/h]	65.1	67.0	65.4	65.2	64.9	64.2
Avg. Dist. to Rail [m]	4.5	2.0	1.0	1.9	3.3	6.2
Avg. Stride Freq. [Hz]	2.4	2.5	2.4	2.4	2.4	2.5
Avg. Stride Length [m]	6.0	7.5	7.4	7.3	7.2	7.0



- [ ] Ranking at each section and finish
- .-.- No data available at this section
- NA No data available



Horse/Jockey Name	Rough Cut Jewel
Final Rank	7
Fastest Section Time (Section)	0:10.83 (1000m)
Top Speed [km/h] (Section)	66.5 (1000m)
Race State	Finished



### Townsville QLD Professional

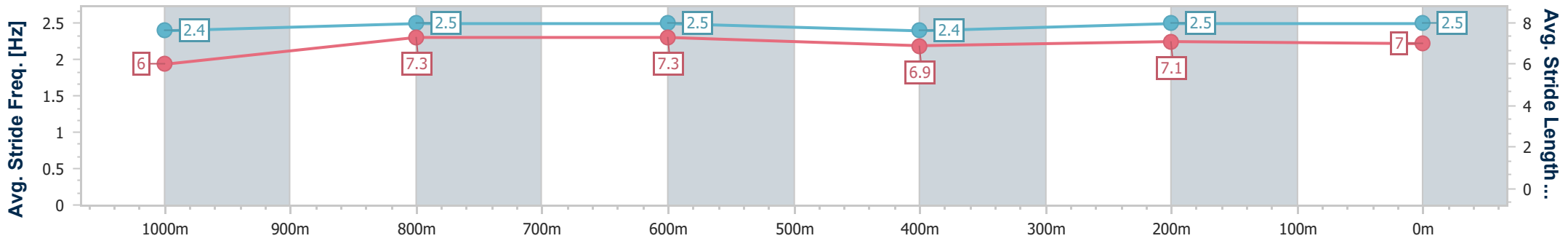
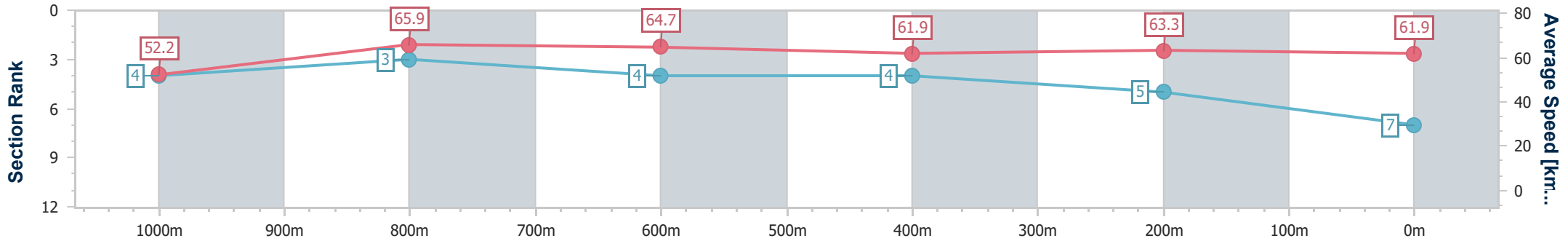
Race 7: Explore Property Munro & Co BM65 Handicap - 1200m

13 October 2024 - 16:10

Track Rating: Good 4, Weather: Fine, Rail Position: +5.5m W/Post-1000m, +2.5m Remainder



Section	Overall	1000m	800m	600m	400m	200m
Section Times	1:10.55 [7] (0:13.77)	0:56.78 [4] (0:10.83)	0:45.95 [3] (0:11.13)	0:34.82 [4] (0:11.73)	0:23.09 [4] (0:11.44)	0:11.65 [5] (0:11.65)
Average Speed [km/h]	52.2	65.9	64.7	61.9	63.3	61.9
Top Speed [km/h]	66.1	66.5	66.0	63.4	64.4	64.2
Avg. Dist. to Rail [m]	2.5	1.7	0.2	2.1	3.5	4.5
Avg. Stride Freq. [Hz]	2.4	2.5	2.5	2.4	2.5	2.5
Avg. Stride Length [m]	6.0	7.3	7.3	6.9	7.1	7.0



- [ ] Ranking at each section and finish
- .-.- No data available at this section
- NA No data available



Horse/Jockey Name	Sealion
Final Rank	8
Fastest Section Time (Section)	0:10.89 (1000m)
Top Speed [km/h] (Section)	67.8 (1000m)
Race State	Finished



### Townsville QLD Professional

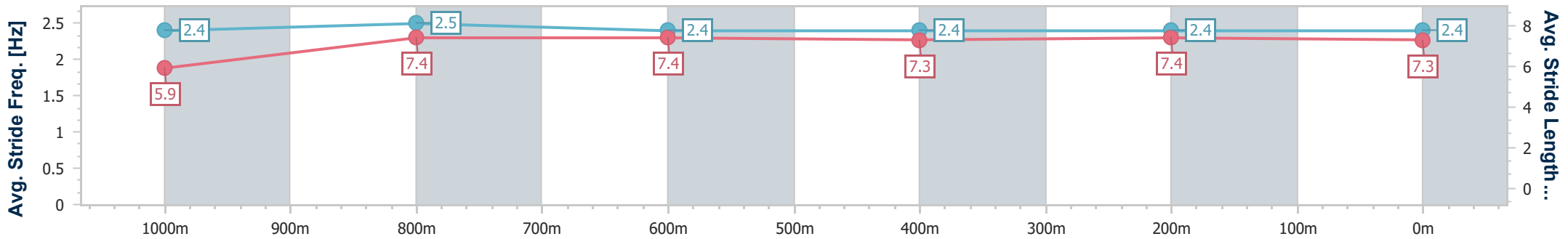
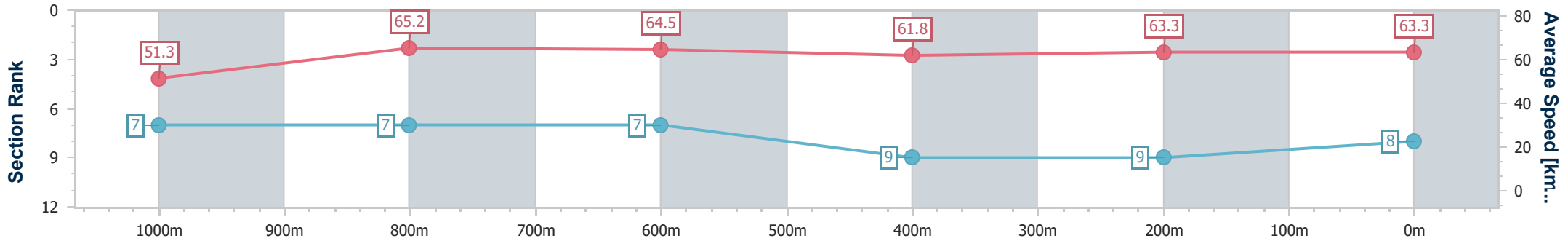
Race 7: Explore Property Munro & Co BM65 Handicap - 1200m

13 October 2024 - 16:10

Track Rating: Good 4, Weather: Fine, Rail Position: +5.5m W/Post-1000m, +2.5m Remainder



Section	Overall	1000m	800m	600m	400m	200m
Section Times	1:10.61 [8] (0:14.02)	0:56.59 [7] (0:10.89)	0:45.70 [7] (0:11.19)	0:34.51 [7] (0:11.74)	0:22.77 [9] (0:11.40)	0:11.37 [9] (0:11.37)
Average Speed [km/h]	51.3	65.2	64.5	61.8	63.3	63.3
Top Speed [km/h]	66.7	67.8	66.6	63.4	64.5	65.2
Avg. Dist. to Rail [m]	3.6	2.5	0.8	1.4	2.4	5.5
Avg. Stride Freq. [Hz]	2.4	2.5	2.4	2.4	2.4	2.4
Avg. Stride Length [m]	5.9	7.4	7.4	7.3	7.4	7.3



- [ ] Ranking at each section and finish
- .-.- No data available at this section
- NA No data available



Horse/Jockey Name	King Rupert
Final Rank	9
Fastest Section Time (Section)	0:10.97 (1000m)
Top Speed [km/h] (Section)	67.3 (1000m)
Race State	Finished



Townsville QLD Professional

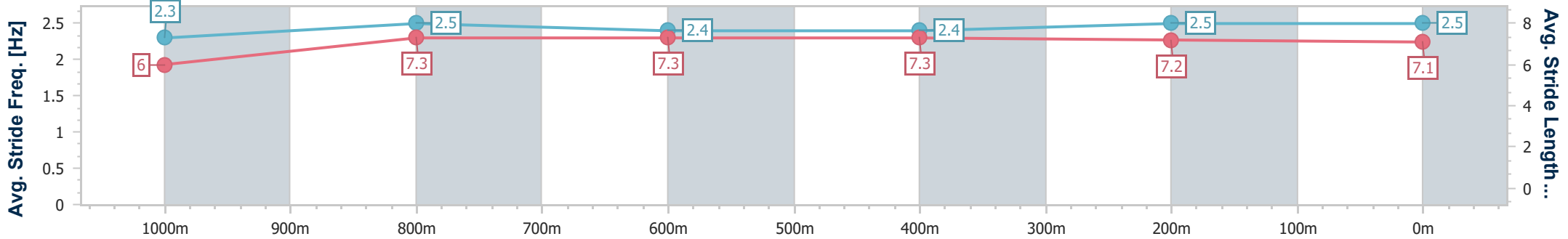
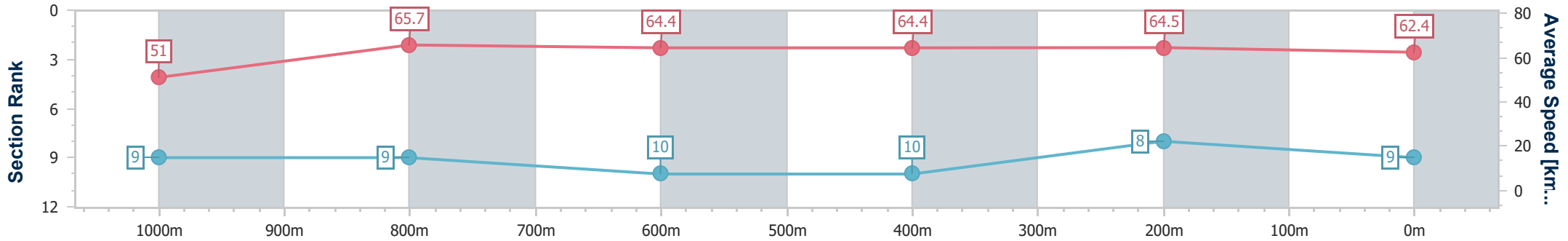
Race 7: Explore Property Munro & Co BM65 Handicap - 1200m

13 October 2024 - 16:10

Track Rating: Good 4, Weather: Fine, Rail Position: +5.5m W/Post-1000m, +2.5m Remainder



Section	Overall	1000m	800m	600m	400m	200m
Section Times	1:10.69 [9] (0:14.14)	0:56.55 [9] (0:10.97)	0:45.58 [9] (0:11.35)	0:34.23 [10] (0:11.39)	0:22.84 [10] (0:11.30)	0:11.54 [8] (0:11.54)
Average Speed [km/h]	51.0	65.7	64.4	64.4	64.5	62.4
Top Speed [km/h]	63.5	67.3	65.9	66.2	65.7	65.5
Avg. Dist. to Rail [m]	5.3	0.7	3.0	4.2	7.3	9.1
Avg. Stride Freq. [Hz]	2.3	2.5	2.4	2.4	2.5	2.5
Avg. Stride Length [m]	6.0	7.3	7.3	7.3	7.2	7.1



- [ ] Ranking at each section and finish
- .-.- No data available at this section
- NA No data available



Horse/Jockey Name	Dusky Damsel
Final Rank	10
Fastest Section Time (Section)	0:10.94 (1000m)
Top Speed [km/h] (Section)	68.0 (800m)
Race State	Finished



### Townsville QLD Professional

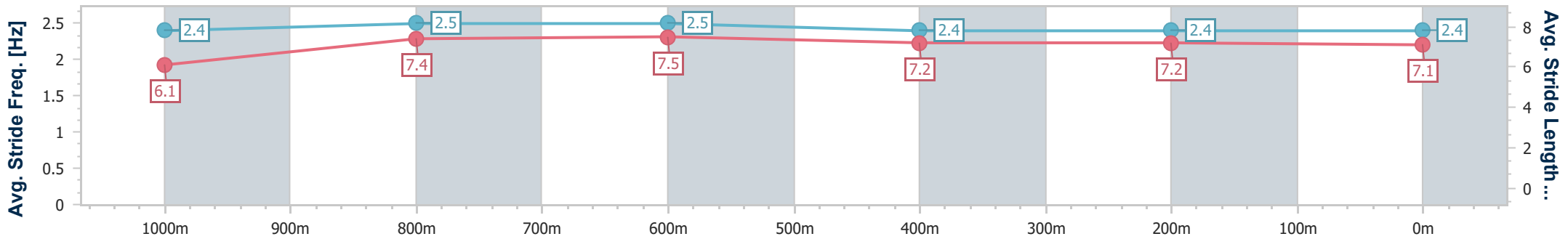
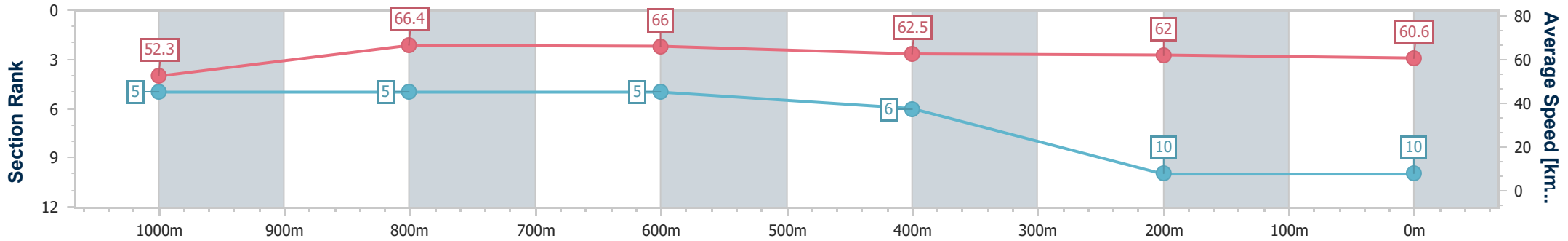
Race 7: Explore Property Munro & Co BM65 Handicap - 1200m

13 October 2024 - 16:10

Track Rating: Good 4, Weather: Fine, Rail Position: +5.5m W/Post-1000m, +2.5m Remainder



Section	Overall	1000m	800m	600m	400m	200m
Section Times	1:11.17 [10] (0:13.83)	0:57.34 [5] (0:10.94)	0:46.40 [5] (0:11.05)	0:35.35 [5] (0:11.73)	0:23.62 [6] (0:11.75)	0:11.87 [10] (0:11.87)
Average Speed [km/h]	52.3	66.4	66.0	62.5	62.0	60.6
Top Speed [km/h]	66.6	67.1	68.0	64.1	62.9	62.0
Avg. Dist. to Rail [m]	9.0	1.8	2.4	4.0	7.5	6.2
Avg. Stride Freq. [Hz]	2.4	2.5	2.5	2.4	2.4	2.4
Avg. Stride Length [m]	6.1	7.4	7.5	7.2	7.2	7.1



- [ ] Ranking at each section and finish
- .-.- No data available at this section
- NA No data available



# Townsville QLD Professional

## Race 8: Ladbrokes Racing Club BM58 Handicap - 1400m



13 October 2024 - 16:50

Track Rating: Good 4, Weather: Fine, Rail Position: +5.5m W/Post-1000m, +2.5m Remainder

Section							Overall	1200m	1000m	800m	600m	400m	Last 600m
Field Times							1:22.60 (0:13.97)	1:08.63 (0:10.67)	0:57.96 (0:10.83)	0:47.13 (0:10.96)	0:36.17 (0:11.35)	0:24.82 (0:12.04)	0:36.17
Rank	TAB	Horse/Jockey	Barrier	Top Speed [km/h]	Fastest Section								Distance Travelled [m]
1	10	CINQUE TERRE Lacey Morrison	15	68.3 800m	0:10.84 800m	1:22.60 [1] (0:14.66)	1:07.94 [7] (0:10.88)	0:57.06 [7] (0:10.86)	0:46.20 [7] (0:10.84)	0:35.36 [7] (0:11.15)	0:24.21 [4] (0:11.61)	0:35.36	
2	13	STRATHCONA Jason Taylor	6	69.6 1200m	0:10.70 1200m	1:22.73 [2] (0:14.51)	1:08.22 [6] (0:10.70)	0:57.52 [5] (0:10.90)	0:46.62 [6] (0:11.01)	0:35.61 [6] (0:11.47)	0:24.14 [7] (0:11.57)	0:35.61	+2
3	2	READY TO PARDON Ryan Wiggins	7	68.7 Overall	0:10.67 1200m	1:22.82 [3] (0:13.97)	1:08.85 [1] (0:10.67)	0:58.18 [1] (0:10.83)	0:47.35 [1] (0:10.96)	0:36.39 [1] (0:11.35)	0:25.04 [1] (0:12.04)	0:36.39	-5
4	1	LIDDER VALLEY Tyler Leslight	3	67.9 1200m	0:10.78 1200m	1:22.95 [4] (0:14.48)	1:08.47 [5] (0:10.78)	0:57.69 [6] (0:10.80)	0:46.89 [5] (0:10.94)	0:35.95 [5] (0:11.46)	0:24.49 [5] (0:11.86)	0:35.95	-5
5	3	SHIPS AHOY Scott Sheargold	2	67.8 1200m	0:10.69 1200m	1:23.03 [5] (0:14.25)	1:08.78 [3] (0:10.69)	0:58.09 [3] (0:10.79)	0:47.30 [2] (0:11.02)	0:36.28 [3] (0:11.42)	0:24.86 [2] (0:11.98)	0:36.28	-4
6	11	ELLEVES Chris Whiteley	14	67.2 800m	0:10.84 1200m	1:23.07 [6] (0:14.77)	1:08.30 [8] (0:10.84)	0:57.46 [8] (0:10.91)	0:46.55 [8] (0:10.91)	0:35.64 [8] (0:11.38)	0:24.26 [8] (0:11.82)	0:35.64	-3
7	14	PROSPETTIVA Jackson Murphy	10	68.3 800m	0:10.82 800m	1:23.11 [7] (0:14.98)	1:08.13 [10] (0:10.98)	0:57.15 [10] (0:10.88)	0:46.27 [10] (0:10.82)	0:35.45 [9] (0:11.33)	0:24.12 [9] (0:11.73)	0:35.45	-3
8	6	DELUXE LEGEND Jenna Edwards	8	69.7 Overall	0:10.71 1200m	1:23.58 [8] (0:14.14)	1:09.44 [2] (0:10.71)	0:58.73 [2] (0:11.03)	0:47.70 [4] (0:10.97)	0:36.73 [4] (0:11.64)	0:25.09 [6] (0:12.09)	0:36.73	+1
9	8	SPECIALTIE Ashley Butler	1	68.3 1200m	0:10.70 1200m	1:23.65 [9] (0:14.29)	1:09.36 [4] (0:10.70)	0:58.66 [4] (0:10.80)	0:47.86 [3] (0:10.91)	0:36.95 [2] (0:11.52)	0:25.43 [3] (0:12.18)	0:36.95	-7
10	7	RELEASE LE MISSILE Graham Kliese	4	67.6 800m	0:10.98 1200m	1:23.85 [10] (0:14.85)	1:09.00 [9] (0:10.98)	0:58.02 [9] (0:10.98)	0:47.04 [9] (0:11.02)	0:36.02 [10] (0:11.56)	0:24.46 [11] (0:11.80)	0:36.02	-3

Scratched: Call Me Hilton (#15), Costner (#5), Set The Sails (#4)

[ ] Ranking at each section and finish  
 -:-:- No data available at this section  
 NA No data available

SCN Saddle cloth number  
 DNF Did not finish  
 DNT Did not track





# Townsville QLD Professional

## Race 8: Ladbrokes Racing Club BM58 Handicap - 1400m

13 October 2024 - 16:50



Track Rating: Good 4, Weather: Fine, Rail Position: +5.5m W/Post-1000m, +2.5m Remainder

Section		Overall	1200m	1000m	800m	600m	400m	Last 600m
Field Times		1:22.60 (0:13.97)	1:08.63 (0:10.67)	0:57.96 (0:10.83)	0:47.13 (0:10.96)	0:36.17 (0:11.35)	0:24.82 (0:12.04)	0:36.17

Rank	TAB	Horse/Jockey	Barrier	Top Speed [km/h]	Fastest Section	Overall	1200m	1000m	800m	600m	400m	Last 600m	Distance Travelled [m]
11	12	ZOUHOPE Denicious Smith	5	67.1 800m	0:10.84 800m	1:24.56 [11] (0:15.15)	1:09.41 [12] (0:11.02)	0:58.39 [12] (0:11.04)	0:47.35 [12] (0:10.84)	0:36.51 [12] (0:11.55)	0:24.96 [12] (0:11.99)	0:36.51	-7
12	9	TRIGGERIFIC Chelsea Jokic	9	67.8 800m	0:10.85 800m	1:25.12 [12] (0:15.11)	1:10.01 [11] (0:10.95)	0:59.06 [11] (0:11.00)	0:48.06 [11] (0:10.85)	0:37.21 [11] (0:11.48)	0:25.73 [10] (0:12.08)	0:37.21	-1

Scratched: Call Me Hilton (#15), Costner (#5), Set The Sails (#4)



# Townsville QLD Professional

## Race 8: Ladbrokes Racing Club BM58 Handicap - 1400m



13 October 2024 - 16:50

Track Rating: Good 4, Weather: Fine, Rail Position: +5.5m W/Post-1000m, +2.5m Remainder

Section				200m				Last 600m	
Field Times				0:12.78				0:36.17	
				(0:12.78)					
Rank	TAB	Horse/Jockey	Barrier	Top Speed [km/h]	Fastest Section	Margin			Distance Travelled [m]
1	10	<b>CINQUE TERRE</b> Lacey Morrison	15	68.3 800m	0:10.84 800m	0:12.60 [2] (0:12.60)	1:22.60		0:35.36
2	13	<b>STRATHCONA</b> Jason Taylor	6	69.6 1200m	0:10.70 1200m	0:12.57 [4] (0:12.57)	0.79L		0:35.61 +2
3	2	<b>READY TO PARDON</b> Ryan Wiggins	7	68.7 Overall	0:10.67 1200m	0:13.00 [1] (0:13.00)	1.3L		0:36.39 -5
4	1	<b>LIDDER VALLEY</b> Tyler Leslight	3	67.9 1200m	0:10.78 1200m	0:12.63 [5] (0:12.63)	2.06L		0:35.95 -5
5	3	<b>SHIPS AHOY</b> Scott Sheargold	2	67.8 1200m	0:10.69 1200m	0:12.88 [3] (0:12.88)	2.55L		0:36.28 -4
6	11	<b>ELLEVES</b> Chris Whiteley	14	67.2 800m	0:10.84 1200m	0:12.44 [8] (0:12.44)	2.76L		0:35.64 -3
7	14	<b>PROSPETTIVA</b> Jackson Murphy	10	68.3 800m	0:10.82 800m	0:12.39 [9] (0:12.39)	2.98L		0:35.45 -3
8	6	<b>DELUXE LEGEND</b> Jenna Edwards	8	69.7 Overall	0:10.71 1200m	0:13.00 [7] (0:13.00)	5.79L		0:36.73 +1
9	8	<b>SPECIALTIE</b> Ashley Butler	1	68.3 1200m	0:10.70 1200m	0:13.25 [6] (0:13.25)	6.19L		0:36.95 -7
10	7	<b>RELEASE LE MISSILE</b> Graham Kliese	4	67.6 800m	0:10.98 1200m	0:12.66 [10] (0:12.66)	7.39L		0:36.02 -3

Scratched: Call Me Hilton (#15), Costner (#5), Set The Sails (#4)

[ ] Ranking at each section and finish  
 -:-:- No data available at this section  
 NA No data available

SCN Saddle cloth number  
 DNF Did not finish  
 DNT Did not track



**Townsville QLD Professional**  
**Race 8: Ladbrokes Racing Club BM58 Handicap - 1400m**  
**13 October 2024 - 16:50**



Track Rating: Good 4, Weather: Fine, Rail Position: +5.5m W/Post-1000m, +2.5m Remainder

Section				200m				Last 600m		
Field Times				0:12.78 (0:12.78)				0:36.17		
Rank	TAB	Horse/Jockey	Barrier	Top Speed [km/h]	Fastest Section	Margin			Distance Travelled [m]	
11	12	ZOUHOPE	5	67.1	0:10.84	0:12.97 [12]	11.56L		0:36.51	-7
		Denicious Smith		800m	800m	(0:12.97)				
12	9	TRIGGERIFIC	9	67.8	0:10.85	0:13.65 [11]	14.85L		0:37.21	-1
		Chelsea Jokic		800m	800m	(0:13.65)				

Scratched: Call Me Hilton (#15), Costner (#5), Set The Sails (#4)

[ ] Ranking at each section and finish  
 -:-:-:- No data available at this section  
 NA No data available

SCN Saddle cloth number  
 DNF Did not finish  
 DNT Did not track



Horse/Jockey Name	Cinque Terre
Final Rank	1
Fastest Section Time (Section)	0:10.84 (800m)
Top Speed [km/h] (Section)	68.3 (800m)
Race State	Finished



### Townsville QLD Professional

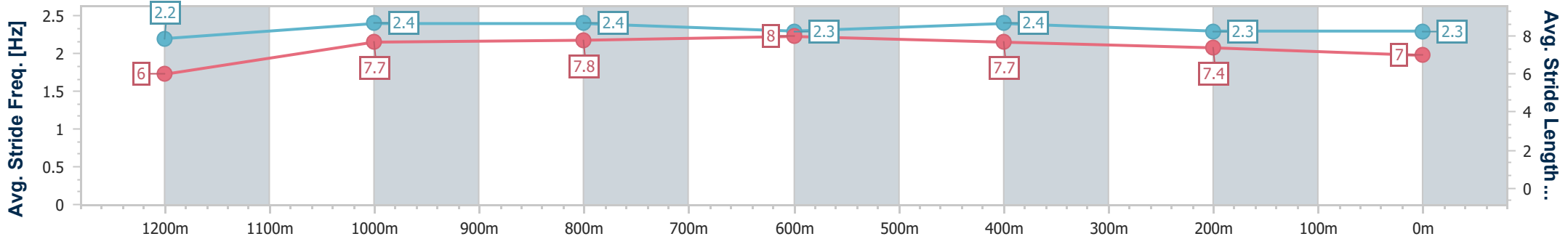
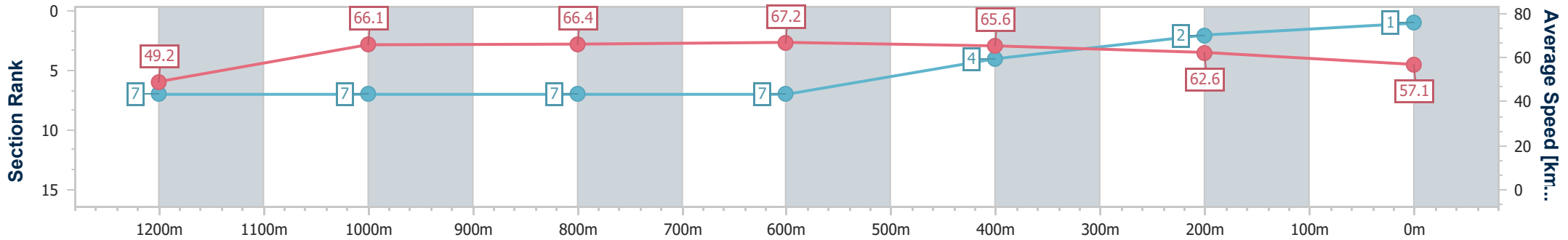
Race 8: Ladbrokes Racing Club BM58 Handicap - 1400m

13 October 2024 - 16:50

Track Rating: Good 4, Weather: Fine, Rail Position: +5.5m W/Post-1000m, +2.5m Remainder



Section	Overall	1200m	1000m	800m	600m	400m	200m
Section Times	1:22.60 [1] (0:14.66)	1:07.94 [7] (0:10.88)	0:57.06 [7] (0:10.86)	0:46.20 [7] (0:10.84)	0:35.36 [7] (0:11.15)	0:24.21 [4] (0:11.61)	0:12.60 [2] (0:12.60)
Average Speed [km/h]	49.2	66.1	66.4	67.2	65.6	62.6	57.1
Top Speed [km/h]	66.2	66.8	67.8	68.3	67.2	64.1	60.8
Avg. Dist. to Rail [m]	9.3	1.4	1.1	2.6	3.3	4.5	4.8
Avg. Stride Freq. [Hz]	2.2	2.4	2.4	2.3	2.4	2.3	2.3
Avg. Stride Length [m]	6.0	7.7	7.8	8.0	7.7	7.4	7.0



- [ ] Ranking at each section and finish
- .-.- No data available at this section
- NA No data available



Horse/Jockey Name	Strathcona
Final Rank	2
Fastest Section Time (Section)	0:10.70 (1200m)
Top Speed [km/h] (Section)	69.6 (1200m)
Race State	Finished



Townsville QLD Professional

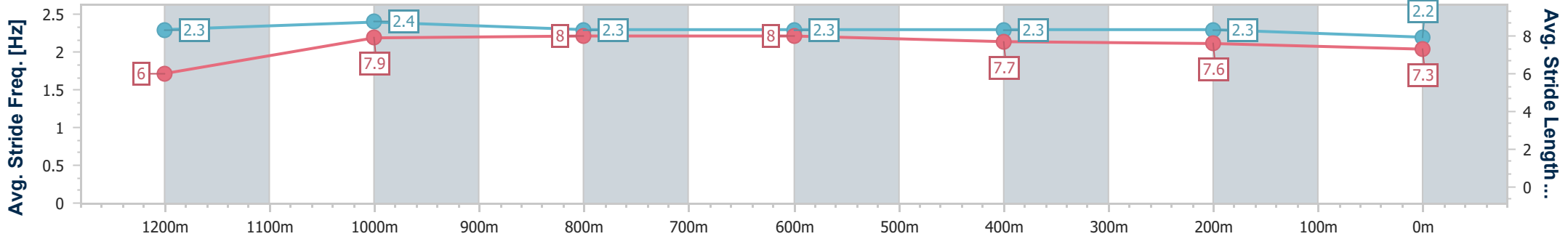
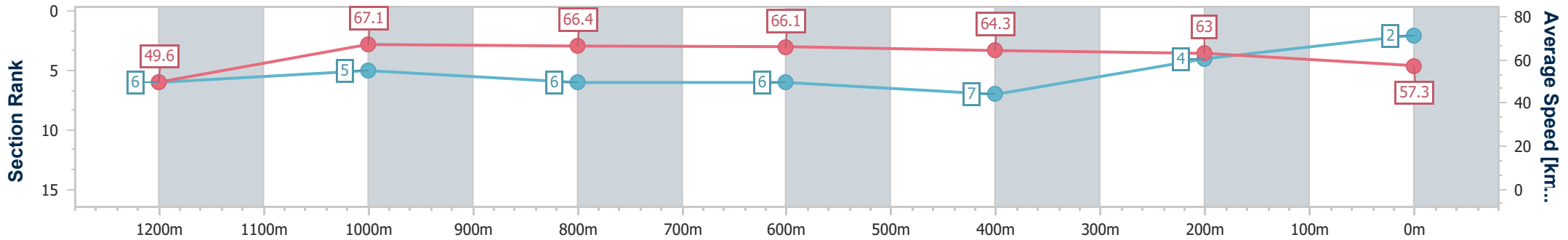
Race 8: Ladbrokes Racing Club BM58 Handicap - 1400m

13 October 2024 - 16:50

Track Rating: Good 4, Weather: Fine, Rail Position: +5.5m W/Post-1000m, +2.5m Remainder



Section	Overall	1200m	1000m	800m	600m	400m	200m
Section Times	1:22.73 [2] (0:14.51)	1:08.22 [6] (0:10.70)	0:57.52 [5] (0:10.90)	0:46.62 [6] (0:11.01)	0:35.61 [6] (0:11.47)	0:24.14 [7] (0:11.57)	0:12.57 [4] (0:12.57)
Average Speed [km/h]	49.6	67.1	66.4	66.1	64.3	63.0	57.3
Top Speed [km/h]	67.6	69.6	67.9	67.0	65.7	64.9	60.8
Avg. Dist. to Rail [m]	5.3	1.1	1.2	2.5	4.9	7.2	7.2
Avg. Stride Freq. [Hz]	2.3	2.4	2.3	2.3	2.3	2.3	2.2
Avg. Stride Length [m]	6.0	7.9	8.0	8.0	7.7	7.6	7.3



- [ ] Ranking at each section and finish
- .-.- No data available at this section
- NA No data available



Horse/Jockey Name	Ready To Pardon
Final Rank	3
Fastest Section Time (Section)	0:10.67 (1200m)
Top Speed [km/h] (Section)	68.7 (Overall)
Race State	Finished



### Townsville QLD Professional

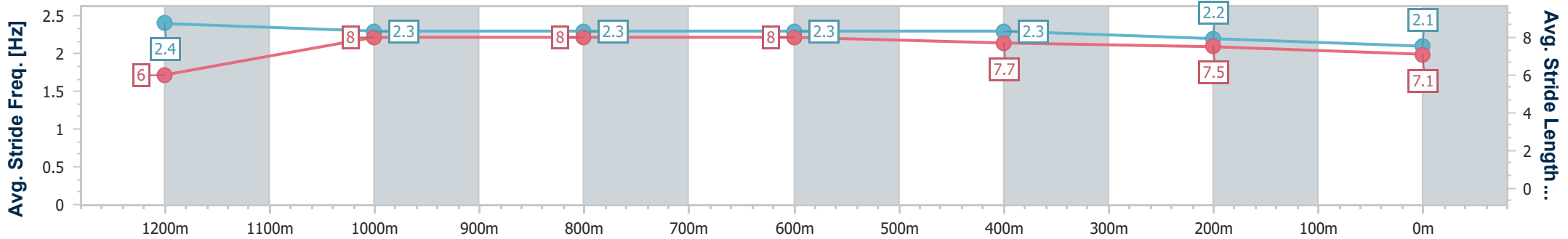
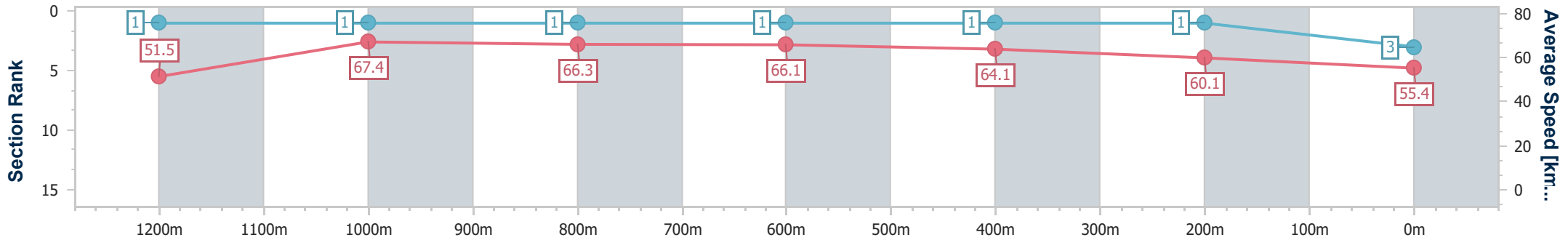
Race 8: Ladbrokes Racing Club BM58 Handicap - 1400m

13 October 2024 - 16:50

Track Rating: Good 4, Weather: Fine, Rail Position: +5.5m W/Post-1000m, +2.5m Remainder



Section	Overall	1200m	1000m	800m	600m	400m	200m
Section Times	1:22.82 [3] (0:13.97)	1:08.85 [1] (0:10.67)	0:58.18 [1] (0:10.83)	0:47.35 [1] (0:10.96)	0:36.39 [1] (0:11.35)	0:25.04 [1] (0:12.04)	0:13.00 [1] (0:13.00)
Average Speed [km/h]	51.5	67.4	66.3	66.1	64.1	60.1	55.4
Top Speed [km/h]	68.7	68.3	67.1	67.1	65.4	62.3	58.5
Avg. Dist. to Rail [m]	5.6	1.4	1.2	1.4	1.9	3.3	3.8
Avg. Stride Freq. [Hz]	2.4	2.3	2.3	2.3	2.3	2.2	2.1
Avg. Stride Length [m]	6.0	8.0	8.0	8.0	7.7	7.5	7.1



- [ ] Ranking at each section and finish
- .-.- No data available at this section
- NA No data available



Horse/Jockey Name	Lidder Valley
Final Rank	4
Fastest Section Time (Section)	0:10.78 (1200m)
Top Speed [km/h] (Section)	67.9 (1200m)
Race State	Finished



### Townsville QLD Professional

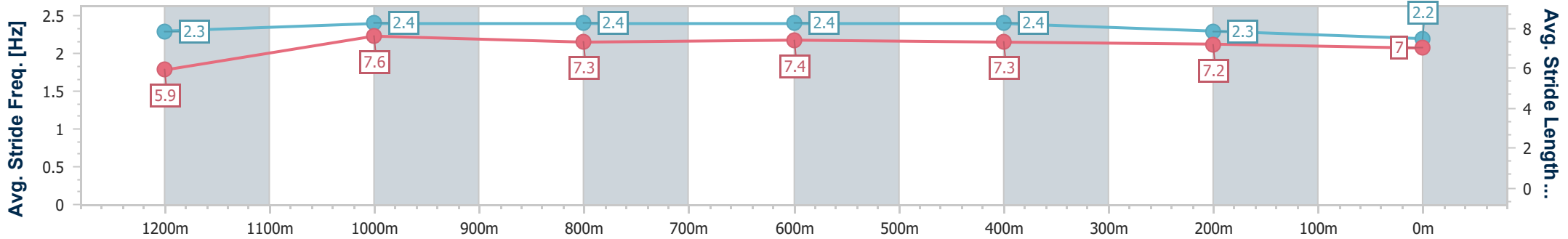
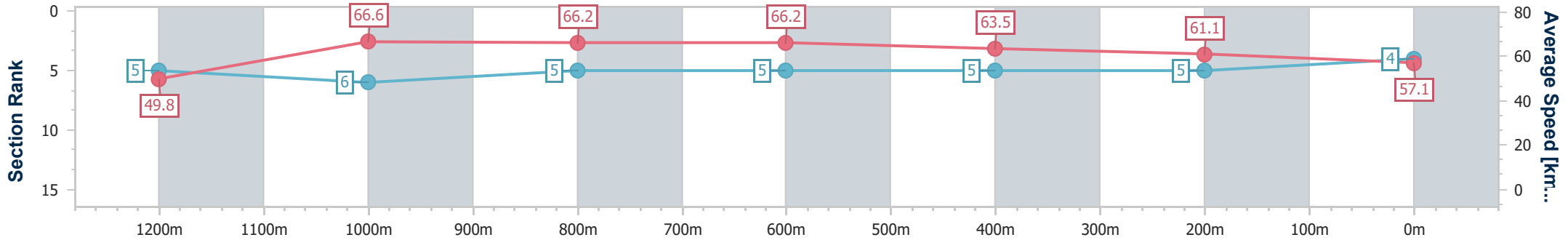
Race 8: Ladbrokes Racing Club BM58 Handicap - 1400m

13 October 2024 - 16:50

Track Rating: Good 4, Weather: Fine, Rail Position: +5.5m W/Post-1000m, +2.5m Remainder



Section	Overall	1200m	1000m	800m	600m	400m	200m
Section Times	1:22.95 [4] (0:14.48)	1:08.47 [5] (0:10.78)	0:57.69 [6] (0:10.80)	0:46.89 [5] (0:10.94)	0:35.95 [5] (0:11.46)	0:24.49 [5] (0:11.86)	0:12.63 [5] (0:12.63)
Average Speed [km/h]	49.8	66.6	66.2	66.2	63.5	61.1	57.1
Top Speed [km/h]	67.3	67.9	67.0	67.0	65.4	61.9	59.9
Avg. Dist. to Rail [m]	3.9	1.3	1.1	1.1	2.3	4.5	5.9
Avg. Stride Freq. [Hz]	2.3	2.4	2.4	2.4	2.4	2.3	2.2
Avg. Stride Length [m]	5.9	7.6	7.3	7.4	7.3	7.2	7.0



- [ ] Ranking at each section and finish
- .-.- No data available at this section
- NA No data available



Horse/Jockey Name	Ships Ahoy
Final Rank	5
Fastest Section Time (Section)	0:10.69 (1200m)
Top Speed [km/h] (Section)	67.8 (1200m)
Race State	Finished



### Townsville QLD Professional

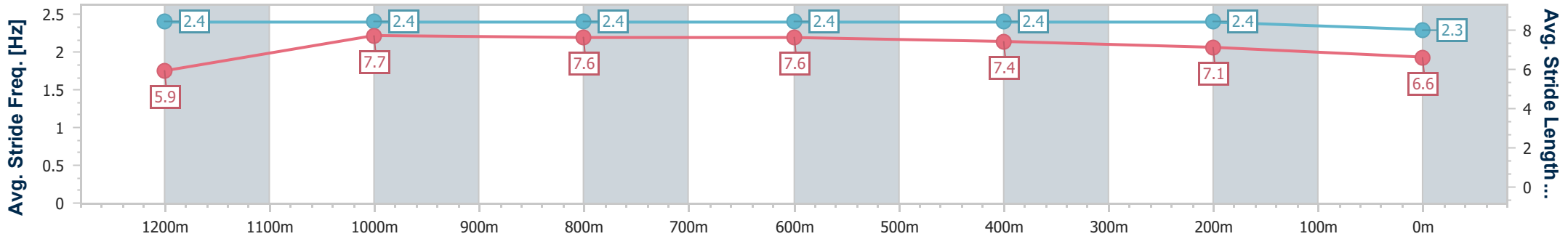
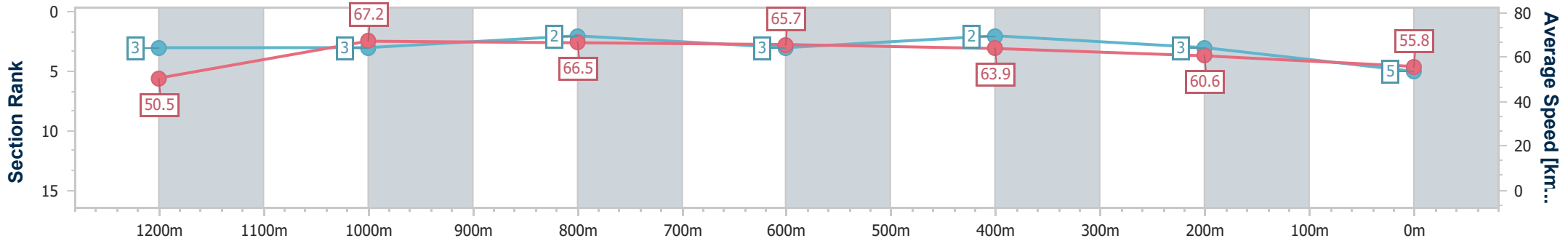
Race 8: Ladbrokes Racing Club BM58 Handicap - 1400m

13 October 2024 - 16:50

Track Rating: Good 4, Weather: Fine, Rail Position: +5.5m W/Post-1000m, +2.5m Remainder



Section	Overall	1200m	1000m	800m	600m	400m	200m
Section Times	1:23.03 [5] (0:14.25)	1:08.78 [3] (0:10.69)	0:58.09 [3] (0:10.79)	0:47.30 [2] (0:11.02)	0:36.28 [3] (0:11.42)	0:24.86 [2] (0:11.98)	0:12.88 [3] (0:12.88)
Average Speed [km/h]	50.5	67.2	66.5	65.7	63.9	60.6	55.8
Top Speed [km/h]	67.3	67.8	67.4	67.1	65.9	62.7	58.0
Avg. Dist. to Rail [m]	3.9	1.2	0.8	1.2	2.6	4.3	4.4
Avg. Stride Freq. [Hz]	2.4	2.4	2.4	2.4	2.4	2.4	2.3
Avg. Stride Length [m]	5.9	7.7	7.6	7.6	7.4	7.1	6.6



- [ ] Ranking at each section and finish
- .-.- No data available at this section
- NA No data available





Horse/Jockey Name	Elleves
Final Rank	6
Fastest Section Time (Section)	0:10.84 (1200m)
Top Speed [km/h] (Section)	67.2 (800m)
Race State	Finished



Townsville QLD Professional

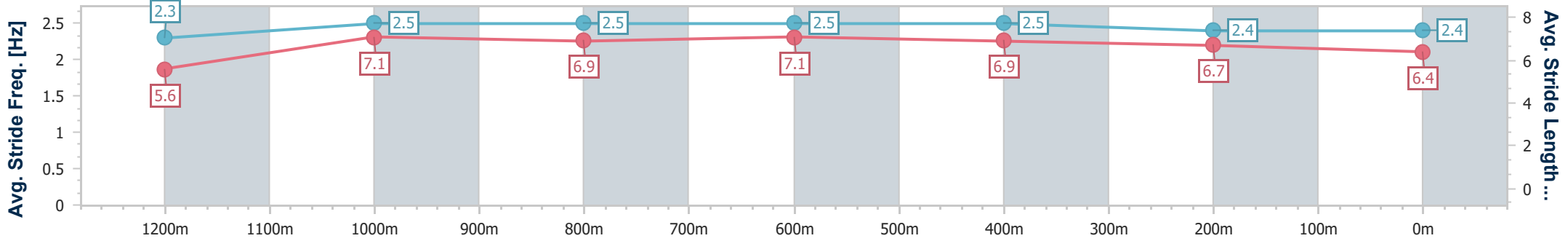
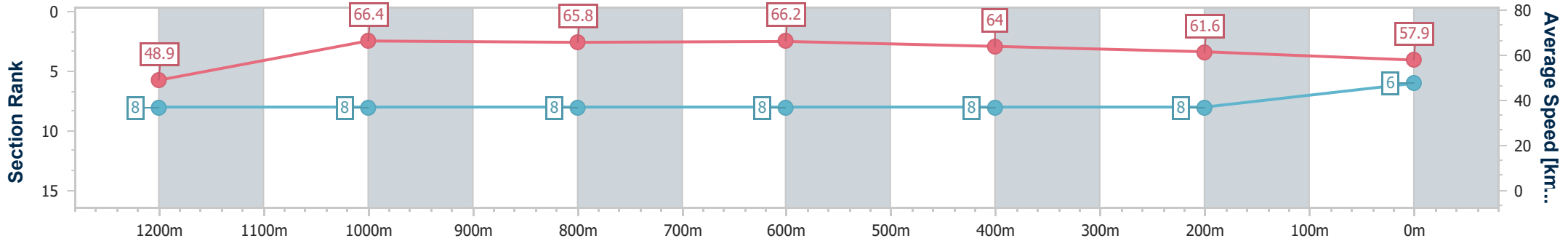
Race 8: Ladbrokes Racing Club BM58 Handicap - 1400m

13 October 2024 - 16:50

Track Rating: Good 4, Weather: Fine, Rail Position: +5.5m W/Post-1000m, +2.5m Remainder



Section	Overall	1200m	1000m	800m	600m	400m	200m
Section Times	1:23.07 [6] (0:14.77)	1:08.30 [8] (0:10.84)	0:57.46 [8] (0:10.91)	0:46.55 [8] (0:10.91)	0:35.64 [8] (0:11.38)	0:24.26 [8] (0:11.82)	0:12.44 [8] (0:12.44)
Average Speed [km/h]	48.9	66.4	65.8	66.2	64.0	61.6	57.9
Top Speed [km/h]	66.2	66.7	66.8	67.2	65.2	63.4	60.1
Avg. Dist. to Rail [m]	8.2	1.2	0.9	0.9	2.4	5.4	8.6
Avg. Stride Freq. [Hz]	2.3	2.5	2.5	2.5	2.5	2.4	2.4
Avg. Stride Length [m]	5.6	7.1	6.9	7.1	6.9	6.7	6.4



- [ ] Ranking at each section and finish
- .-.- No data available at this section
- NA No data available



Horse/Jockey Name	Prospettiva
Final Rank	7
Fastest Section Time (Section)	0:10.82 (800m)
Top Speed [km/h] (Section)	68.3 (800m)
Race State	Finished



Townsville QLD Professional

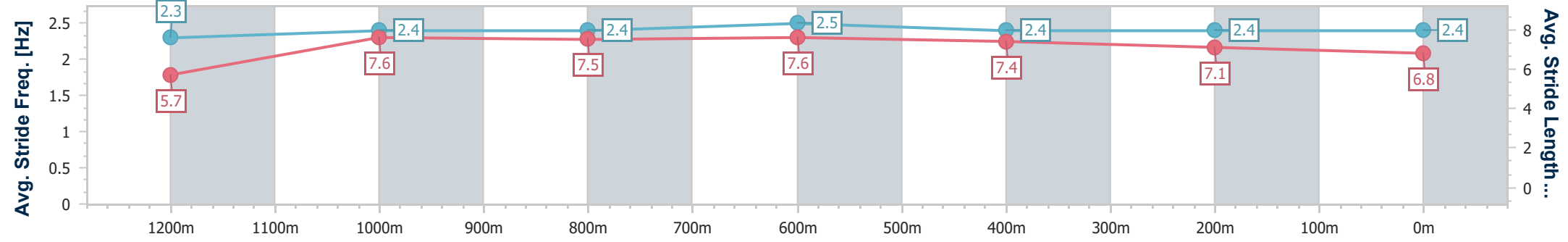
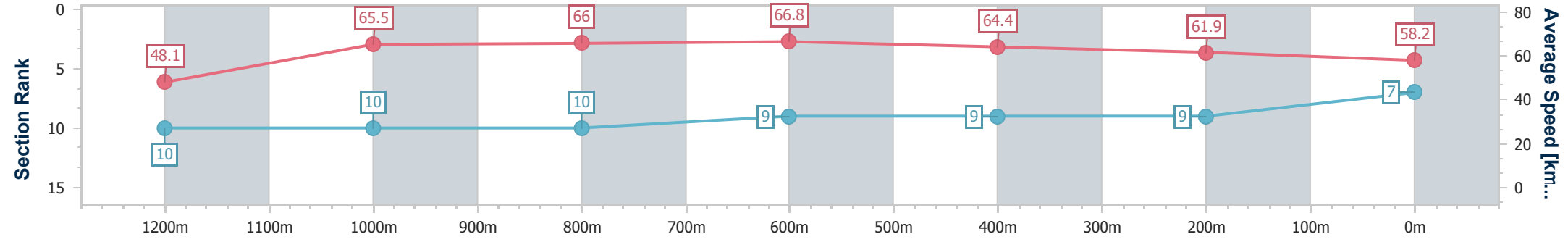
Race 8: Ladbrokes Racing Club BM58 Handicap - 1400m

13 October 2024 - 16:50

Track Rating: Good 4, Weather: Fine, Rail Position: +5.5m W/Post-1000m, +2.5m Remainder



Section	Overall	1200m	1000m	800m	600m	400m	200m
Section Times	1:23.11 [7] (0:14.98)	1:08.13 [10] (0:10.98)	0:57.15 [10] (0:10.88)	0:46.27 [10] (0:10.82)	0:35.45 [9] (0:11.33)	0:24.12 [9] (0:11.73)	0:12.39 [9] (0:12.39)
Average Speed [km/h]	48.1	65.5	66.0	66.8	64.4	61.9	58.2
Top Speed [km/h]	65.5	66.6	67.8	68.3	66.6	64.9	60.7
Avg. Dist. to Rail [m]	7.2	1.2	1.0	1.3	2.6	6.3	9.5
Avg. Stride Freq. [Hz]	2.3	2.4	2.4	2.5	2.4	2.4	2.4
Avg. Stride Length [m]	5.7	7.6	7.5	7.6	7.4	7.1	6.8



- [ ] Ranking at each section and finish
- .-.- No data available at this section
- NA No data available



Horse/Jockey Name	Deluxe Legend
Final Rank	8
Fastest Section Time (Section)	0:10.71 (1200m)
Top Speed [km/h] (Section)	69.7 (Overall)
Race State	Finished



Townsville QLD Professional

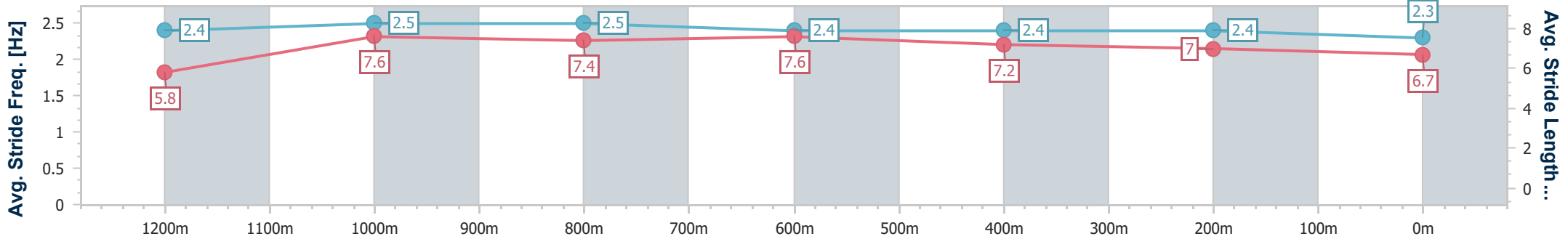
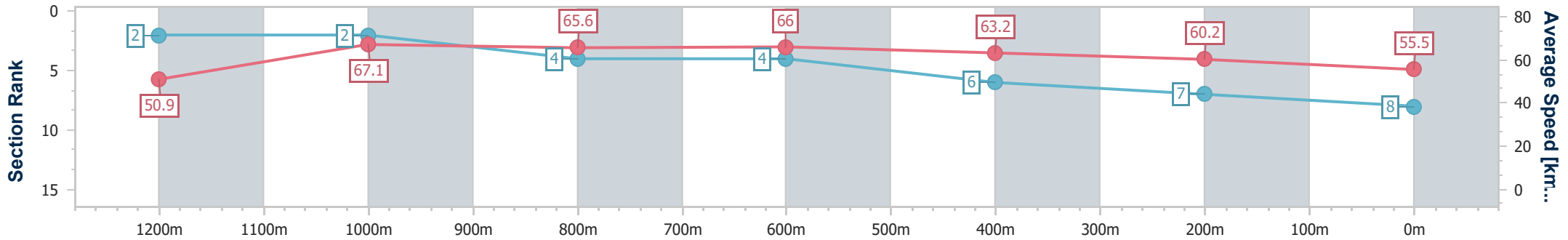
Race 8: Ladbrokes Racing Club BM58 Handicap - 1400m

13 October 2024 - 16:50

Track Rating: Good 4, Weather: Fine, Rail Position: +5.5m W/Post-1000m, +2.5m Remainder



Section	Overall	1200m	1000m	800m	600m	400m	200m
Section Times	1:23.58 [8] (0:14.14)	1:09.44 [2] (0:10.71)	0:58.73 [2] (0:11.03)	0:47.70 [4] (0:10.97)	0:36.73 [4] (0:11.64)	0:25.09 [6] (0:12.09)	0:13.00 [7] (0:13.00)
Average Speed [km/h]	50.9	67.1	65.6	66.0	63.2	60.2	55.5
Top Speed [km/h]	69.7	68.2	67.3	68.0	65.4	63.7	58.8
Avg. Dist. to Rail [m]	6.4	2.1	1.3	1.5	4.2	6.9	8.4
Avg. Stride Freq. [Hz]	2.4	2.5	2.5	2.4	2.4	2.4	2.3
Avg. Stride Length [m]	5.8	7.6	7.4	7.6	7.2	7.0	6.7



- [ ] Ranking at each section and finish
- .-.- No data available at this section
- NA No data available



Horse/Jockey Name	Specialtie
Final Rank	9
Fastest Section Time (Section)	0:10.70 (1200m)
Top Speed [km/h] (Section)	68.3 (1200m)
Race State	Finished



### Townsville QLD Professional

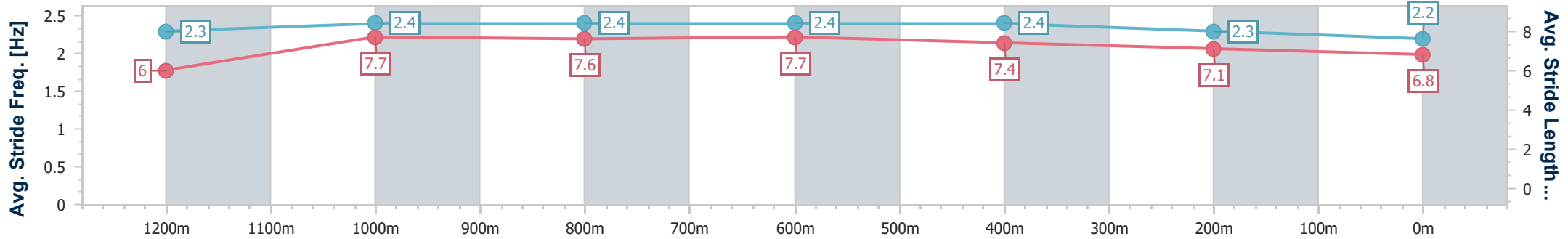
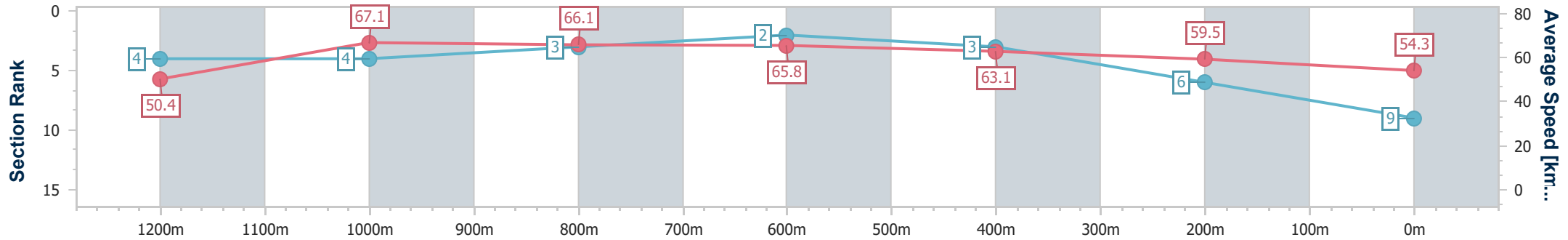
Race 8: Ladbrokes Racing Club BM58 Handicap - 1400m

13 October 2024 - 16:50

Track Rating: Good 4, Weather: Fine, Rail Position: +5.5m W/Post-1000m, +2.5m Remainder



Section	Overall	1200m	1000m	800m	600m	400m	200m
Section Times	1:23.65 [9] (0:14.29)	1:09.36 [4] (0:10.70)	0:58.66 [4] (0:10.80)	0:47.86 [3] (0:10.91)	0:36.95 [2] (0:11.52)	0:25.43 [3] (0:12.18)	0:13.25 [6] (0:13.25)
Average Speed [km/h]	50.4	67.1	66.1	65.8	63.1	59.5	54.3
Top Speed [km/h]	67.5	68.3	67.2	66.9	65.2	61.5	57.0
Avg. Dist. to Rail [m]	2.9	1.1	1.8	0.4	1.9	3.6	4.2
Avg. Stride Freq. [Hz]	2.3	2.4	2.4	2.4	2.4	2.3	2.2
Avg. Stride Length [m]	6.0	7.7	7.6	7.7	7.4	7.1	6.8



- [ ] Ranking at each section and finish
- .-.- No data available at this section
- NA No data available



Horse/Jockey Name	Release Le Missile
Final Rank	10
Fastest Section Time (Section)	0:10.98 (1200m)
Top Speed [km/h] (Section)	67.6 (800m)
Race State	Finished



### Townsville QLD Professional

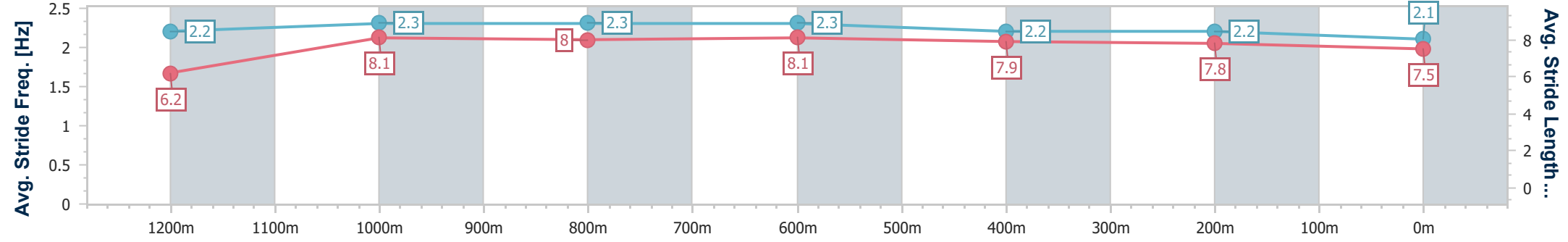
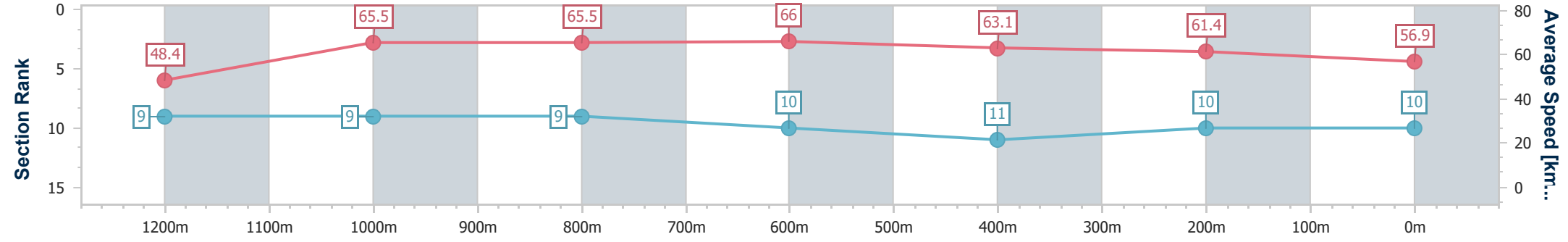
Race 8: Ladbrokes Racing Club BM58 Handicap - 1400m

13 October 2024 - 16:50

Track Rating: Good 4, Weather: Fine, Rail Position: +5.5m W/Post-1000m, +2.5m Remainder



Section	Overall	1200m	1000m	800m	600m	400m	200m
Section Times	1:23.85 [10] (0:14.85)	1:09.00 [9] (0:10.98)	0:58.02 [9] (0:10.98)	0:47.04 [9] (0:11.02)	0:36.02 [10] (0:11.56)	0:24.46 [11] (0:11.80)	0:12.66 [10] (0:12.66)
Average Speed [km/h]	48.4	65.5	65.5	66.0	63.1	61.4	56.9
Top Speed [km/h]	66.1	66.2	67.1	67.6	64.3	62.4	60.2
Avg. Dist. to Rail [m]	4.3	1.1	1.1	2.3	2.6	3.9	5.7
Avg. Stride Freq. [Hz]	2.2	2.3	2.3	2.3	2.2	2.2	2.1
Avg. Stride Length [m]	6.2	8.1	8.0	8.1	7.9	7.8	7.5



- [ ] Ranking at each section and finish
- .-.- No data available at this section
- NA No data available



Horse/Jockey Name	Zouhope
Final Rank	11
Fastest Section Time (Section)	0:10.84 (800m)
Top Speed [km/h] (Section)	67.1 (800m)
Race State	Finished



### Townsville QLD Professional

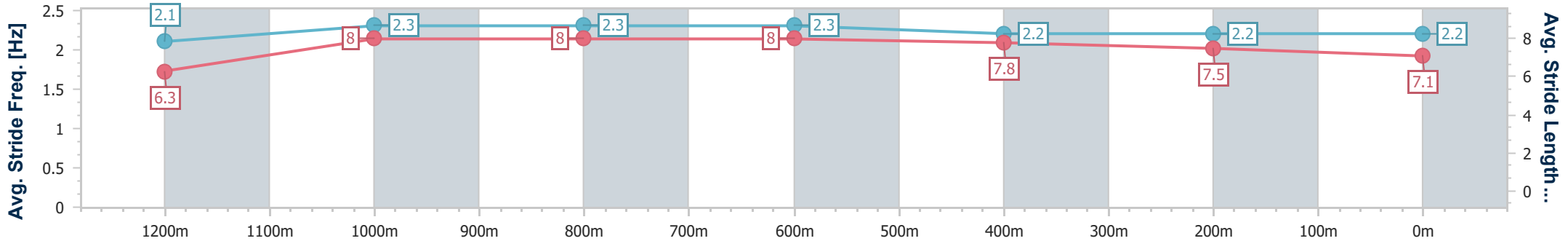
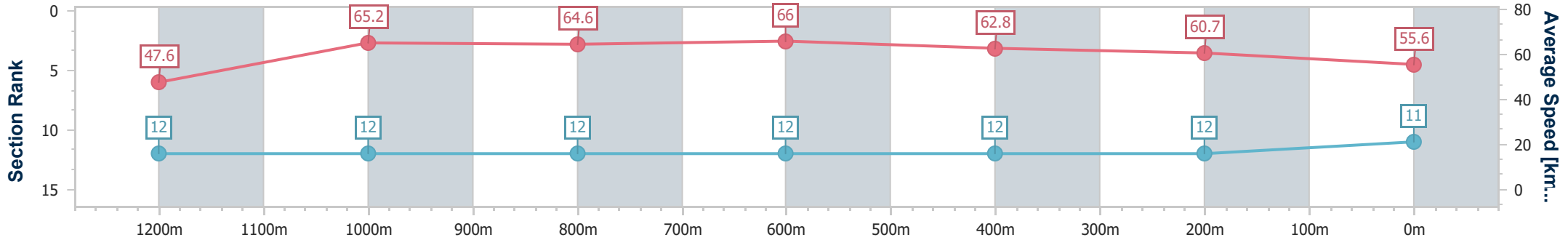
Race 8: Ladbrokes Racing Club BM58 Handicap - 1400m

13 October 2024 - 16:50

Track Rating: Good 4, Weather: Fine, Rail Position: +5.5m W/Post-1000m, +2.5m Remainder



Section	Overall	1200m	1000m	800m	600m	400m	200m
Section Times	1:24.56 [11] (0:15.15)	1:09.41 [12] (0:11.02)	0:58.39 [12] (0:11.04)	0:47.35 [12] (0:10.84)	0:36.51 [12] (0:11.55)	0:24.96 [12] (0:11.99)	0:12.97 [12] (0:12.97)
Average Speed [km/h]	47.6	65.2	64.6	66.0	62.8	60.7	55.6
Top Speed [km/h]	65.6	66.1	66.4	67.1	64.9	61.7	58.9
Avg. Dist. to Rail [m]	6.2	2.1	1.7	1.3	1.9	7.0	8.5
Avg. Stride Freq. [Hz]	2.1	2.3	2.3	2.3	2.2	2.2	2.2
Avg. Stride Length [m]	6.3	8.0	8.0	8.0	7.8	7.5	7.1



- [ ] Ranking at each section and finish
- .-.- No data available at this section
- NA No data available



Horse/Jockey Name	Triggerific
Final Rank	12
Fastest Section Time (Section)	0:10.85 (800m)
Top Speed [km/h] (Section)	67.8 (800m)
Race State	Finished



Townsville QLD Professional

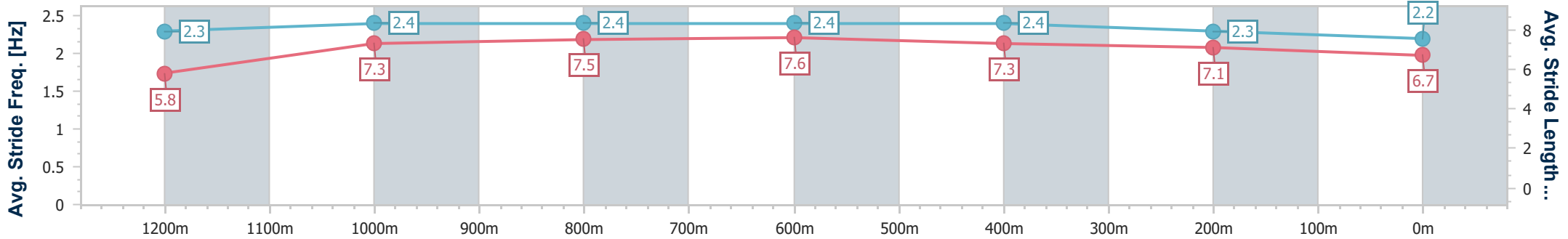
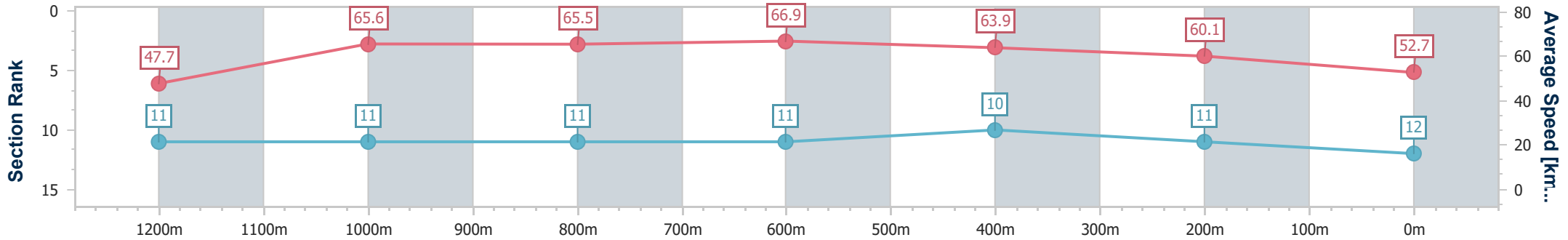
Race 8: Ladbrokes Racing Club BM58 Handicap - 1400m

13 October 2024 - 16:50

Track Rating: Good 4, Weather: Fine, Rail Position: +5.5m W/Post-1000m, +2.5m Remainder



Section	Overall	1200m	1000m	800m	600m	400m	200m
Section Times	1:25.12 [12] (0:15.11)	1:10.01 [11] (0:10.95)	0:59.06 [11] (0:11.00)	0:48.06 [11] (0:10.85)	0:37.21 [11] (0:11.48)	0:25.73 [10] (0:12.08)	0:13.65 [11] (0:13.65)
Average Speed [km/h]	47.7	65.6	65.5	66.9	63.9	60.1	52.7
Top Speed [km/h]	66.2	66.2	67.4	67.8	65.8	62.1	58.0
Avg. Dist. to Rail [m]	7.3	1.9	0.7	1.9	3.5	5.9	6.9
Avg. Stride Freq. [Hz]	2.3	2.4	2.4	2.4	2.4	2.3	2.2
Avg. Stride Length [m]	5.8	7.3	7.5	7.6	7.3	7.1	6.7



- [ ] Ranking at each section and finish
- .-.- No data available at this section
- NA No data available