



Eagle Farm QLD Professional

Race 7: The Gibson Class 4 Plate - 1200m

12 October 2024 - 15:22



BRISBANE
RACING CLUB

Track Rating: Good 4, Weather: Fine, Rail Position: +4m Entire

Section		Field Times											Last 600m	
		Overall	1000m	800m	600m	400m	200m						0:34.92	
		1:09.04 (0:13.13)	0:55.91 (0:10.37)	0:45.54 (0:10.62)	0:34.92 (0:11.10)	0:23.82 (0:11.42)	0:12.40 (0:12.40)							
Rank	TAB Horse/Jockey	Barrier	Top Speed [km/h]	Fastest Section								Margin	Distance Travelled [m]	
1	3 HELL Emily Lang	6	70.7 1000m	0:10.37 1000m	1:09.04 [1] (0:13.13)	0:55.91 [1] (0:10.37)	0:45.54 [1] (0:10.62)	0:34.92 [1] (0:11.10)	0:23.82 [1] (0:11.42)	0:12.40 [1] (0:12.40)	1:09.04	0:34.92		
2	5 OUR MAGNUS Cody Collis	5	70.1 800m	0:10.56 800m	1:09.51 [2] (0:13.73)	0:55.78 [4] (0:10.85)	0:44.93 [5] (0:10.56)	0:34.37 [4] (0:10.86)	0:23.51 [4] (0:11.09)	0:12.42 [3] (0:12.42)	2.78L	0:34.37	+0	
3	8 JOHN RAMBO Jag Guthmann-Chester	8	70.1 800m	0:10.59 800m	1:09.71 [3] (0:14.12)	0:55.59 [7] (0:10.98)	0:44.61 [7] (0:10.59)	0:34.02 [7] (0:10.71)	0:23.31 [7] (0:11.07)	0:12.24 [6] (0:12.24)	3.95L	0:34.02	+4	
4	14 JAYANTHI Boris Thornton	1	68.7 800m	0:10.69 800m	1:09.73 [4] (0:13.90)	0:55.83 [6] (0:10.93)	0:44.90 [6] (0:10.69)	0:34.21 [6] (0:10.89)	0:23.32 [8] (0:10.94)	0:12.38 [5] (0:12.38)	4.11L	0:34.21	+6	
5	6 SHOT OF WHISKEY Jasper Franklin	3	70.0 1000m	0:10.44 1000m	1:09.84 [5] (0:13.40)	0:56.44 [2] (0:10.44)	0:46.00 [2] (0:10.60)	0:35.40 [2] (0:11.04)	0:24.36 [2] (0:11.38)	0:12.98 [2] (0:12.98)	4.75L	0:35.40	-1	
6	12 CATWALK CRIMINAL James Orman	7	70.6 Overall	0:10.73 1000m	1:09.88 [6] (0:13.43)	0:56.45 [3] (0:10.73)	0:45.72 [3] (0:10.93)	0:34.79 [3] (0:10.85)	0:23.94 [3] (0:11.20)	0:12.74 [4] (0:12.74)	4.94L	0:34.79	+7	
7	7 BILLIONAIRE BABY Martin Harley	2	69.7 800m	0:10.57 800m	1:10.49 [7] (0:14.19)	0:56.30 [8] (0:11.03)	0:45.27 [8] (0:10.57)	0:34.70 [8] (0:10.60)	0:24.10 [6] (0:11.33)	0:12.77 [8] (0:12.77)	8.56L	0:34.70	+2	
8	16 SPIRIT QUEEN Nikita Beriman	11	68.4 800m	0:10.66 800m	1:10.50 [8] (0:14.61)	0:55.89 [11] (0:11.02)	0:44.87 [11] (0:10.66)	0:34.21 [10] (0:10.84)	0:23.37 [10] (0:10.95)	0:12.42 [9] (0:12.42)	8.62L	0:34.21	+3	
9	9 MIDORI BEAUTY Jake Bayliss	12	68.4 400m	0:10.75 800m	1:10.65 [9] (0:14.77)	0:55.88 [12] (0:10.98)	0:44.90 [12] (0:10.75)	0:34.15 [12] (0:10.77)	0:23.38 [11] (0:10.84)	0:12.54 [10] (0:12.54)	9.49L	0:34.15	+3	
10	2 EMPEROR Robbie Dolan	9	69.7 1000m	0:10.67 800m	1:10.68 [10] (0:13.78)	0:56.90 [5] (0:10.76)	0:46.14 [4] (0:10.67)	0:35.47 [5] (0:10.90)	0:24.57 [5] (0:11.49)	0:13.08 [7] (0:13.08)	9.69L	0:35.47	+7	

Scratched: Criaderas (#1), Treporti (#11), Metalart (#4), Give Giggles (#13), Beebee Dazzler (#18), Bad Education (#19), Rainbow Connection (#10)

[] Ranking at each section and finish
 -:-:- No data available at this section
 NA No data available

SCN Saddle cloth number
 DNF Did not finish
 DNT Did not track



Eagle Farm QLD Professional
Race 7: The Gibson Class 4 Plate - 1200m
12 October 2024 - 15:22



BRISBANE
RACING CLUB

Track Rating: Good 4, Weather: Fine, Rail Position: +4m Entire

Section		Overall	1000m	800m	600m	400m	200m	Last 600m					
Field Times		1:09.04 (0:13.13)	0:55.91 (0:10.37)	0:45.54 (0:10.62)	0:34.92 (0:11.10)	0:23.82 (0:11.42)	0:12.40 (0:12.40)	0:34.92					
Rank	TAB Horse/Jockey	Barrier	Top Speed [km/h]	Fastest Section	Margin							Distance Travelled [m]	
11	15 LOVES ME LIKEAROCK Andrew Mallyon	10	68.4 800m	0:10.81 800m	1:11.23 [11] (0:14.30)	0:56.93 [9] (0:10.95)	0:45.98 [9] (0:10.81)	0:35.17 [9] (0:10.96)	0:24.21 [9] (0:11.31)	0:12.90 [11] (0:12.90)	12.9L	0:35.17	+6
12	17 SMOKIN' TOFF Noel Callow	4	67.8 800m	0:10.83 800m	1:11.28 [12] (0:14.42)	0:56.86 [10] (0:11.13)	0:45.73 [10] (0:10.83)	0:34.90 [11] (0:11.02)	0:23.88 [12] (0:11.25)	0:12.63 [12] (0:12.63)	13.21L	0:34.90	+1

Scratched: Criaderas (#1), Treporti (#11), Metalart (#4), Give Giggles (#13), Beebee Dazzler (#18), Bad Education (#19), Rainbow Connection (#10)

[] Ranking at each section and finish
 -:-:-:- No data available at this section
 NA No data available

SCN Saddle cloth number
 DNF Did not finish
 DNT Did not track



Horse/Jockey Name	Hell
Final Rank	1
Fastest Section Time (Section)	0:10.37 (1000m)
Top Speed [km/h] (Section)	70.7 (1000m)
Race State	Finished

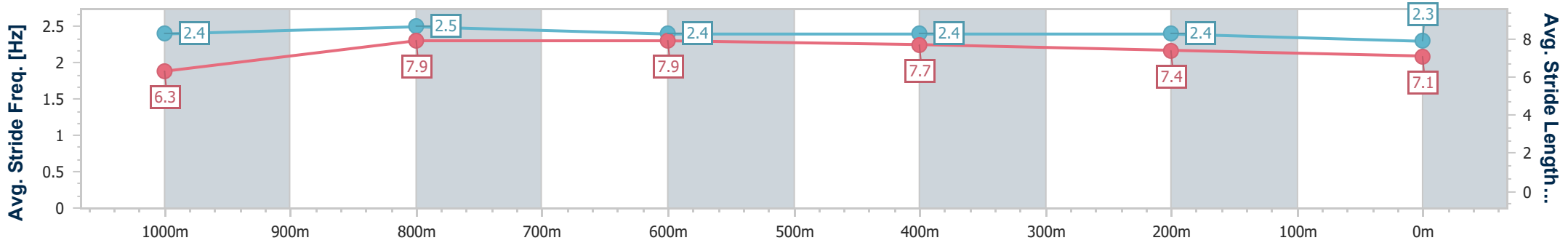
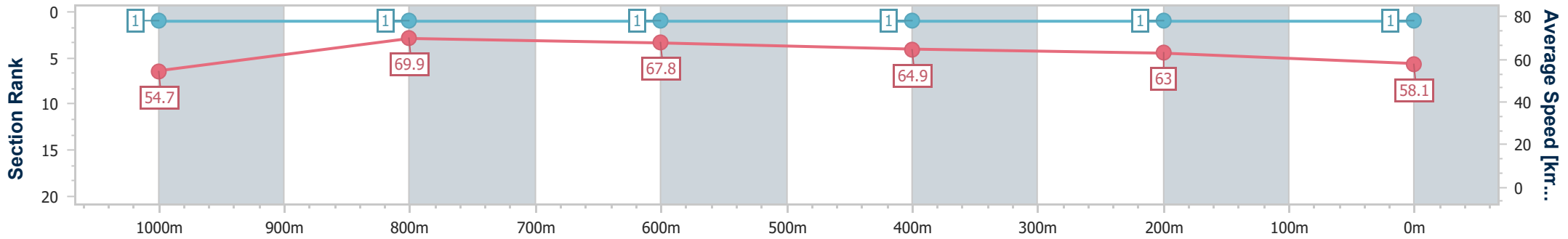


Eagle Farm QLD Professional
 Race 7: The Gibson Class 4 Plate - 1200m
 12 October 2024 - 15:22
 Track Rating: Good 4, Weather: Fine, Rail Position: +4m Entire



BRISBANE
RACING CLUB

Section	Overall	1000m	800m	600m	400m	200m
Section Times	1:09.04 [1] (0:13.13)	0:55.91 [1] (0:10.37)	0:45.54 [1] (0:10.62)	0:34.92 [1] (0:11.10)	0:23.82 [1] (0:11.42)	0:12.40 [1] (0:12.40)
Average Speed [km/h]	54.7	69.9	67.8	64.9	63.0	58.1
Top Speed [km/h]	70.6	70.7	69.3	66.4	64.7	61.1
Avg. Dist. to Rail [m]	4.5	0.7	0.3	0.2	2.1	1.5
Avg. Stride Freq. [Hz]	2.4	2.5	2.4	2.4	2.4	2.3
Avg. Stride Length [m]	6.3	7.9	7.9	7.7	7.4	7.1



- [] Ranking at each section and finish
- .-.- No data available at this section
- NA No data available



Horse/Jockey Name	Our Magnus
Final Rank	2
Fastest Section Time (Section)	0:10.56 (800m)
Top Speed [km/h] (Section)	70.1 (800m)
Race State	Finished

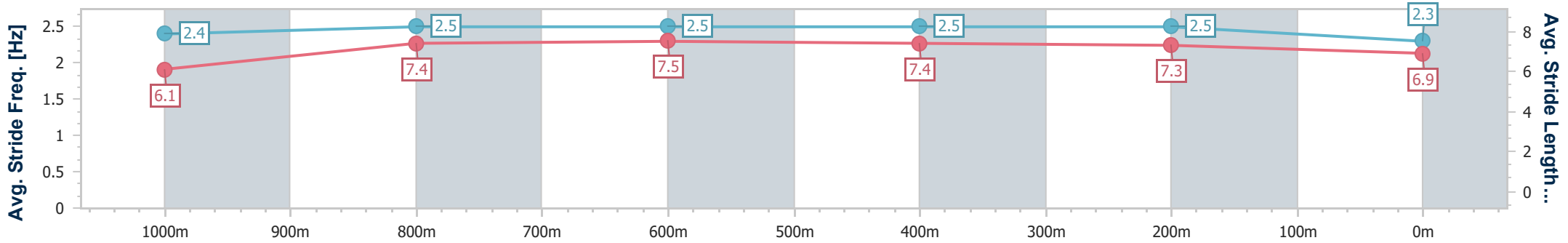
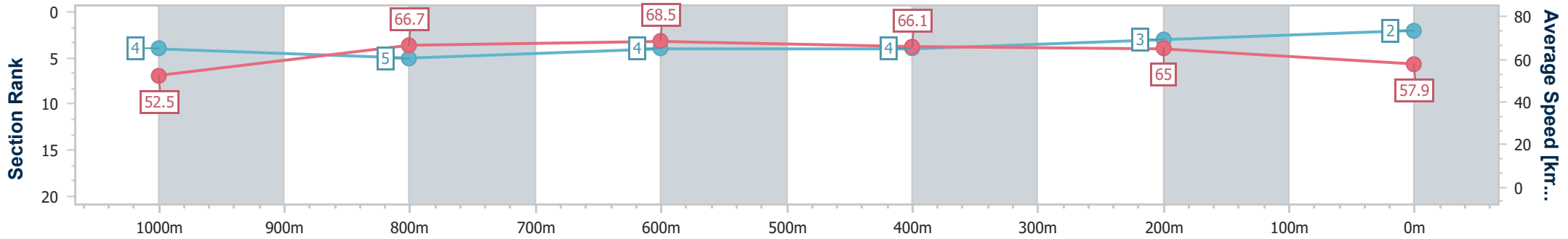


Eagle Farm QLD Professional
 Race 7: The Gibson Class 4 Plate - 1200m
 12 October 2024 - 15:22
 Track Rating: Good 4, Weather: Fine, Rail Position: +4m Entire



BRISBANE
RACING CLUB

Section	Overall	1000m	800m	600m	400m	200m
Section Times	1:09.51 [2] (0:13.73)	0:55.78 [4] (0:10.85)	0:44.93 [5] (0:10.56)	0:34.37 [4] (0:10.86)	0:23.51 [4] (0:11.09)	0:12.42 [3] (0:12.42)
Average Speed [km/h]	52.5	66.7	68.5	66.1	65.0	57.9
Top Speed [km/h]	66.7	69.9	70.1	67.1	66.7	62.7
Avg. Dist. to Rail [m]	3.3	1.0	0.3	0.4	1.2	1.3
Avg. Stride Freq. [Hz]	2.4	2.5	2.5	2.5	2.5	2.3
Avg. Stride Length [m]	6.1	7.4	7.5	7.4	7.3	6.9



- [] Ranking at each section and finish
- .-.- No data available at this section
- NA No data available



Horse/Jockey Name	John Rambo
Final Rank	3
Fastest Section Time (Section)	0:10.59 (800m)
Top Speed [km/h] (Section)	70.1 (800m)
Race State	Finished

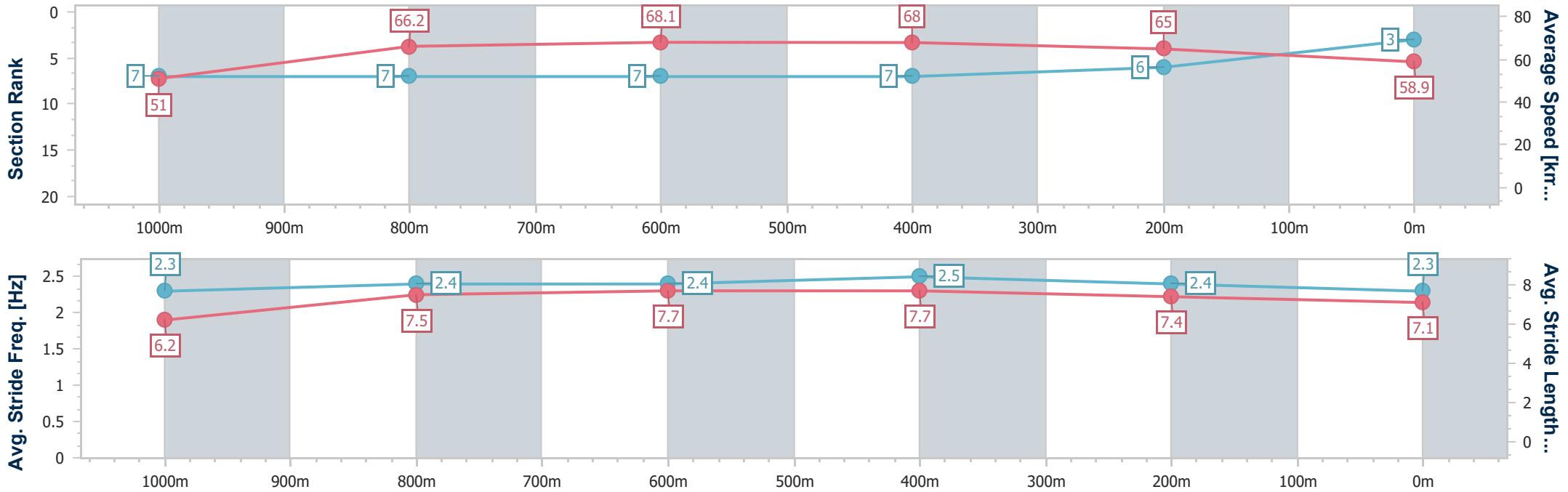


Eagle Farm QLD Professional
 Race 7: The Gibson Class 4 Plate - 1200m
 12 October 2024 - 15:22
 Track Rating: Good 4, Weather: Fine, Rail Position: +4m Entire



BRISBANE
 RACING CLUB

Section	Overall	1000m	800m	600m	400m	200m
Section Times	1:09.71 [3] (0:14.12)	0:55.59 [7] (0:10.98)	0:44.61 [7] (0:10.59)	0:34.02 [7] (0:10.71)	0:23.31 [7] (0:11.07)	0:12.24 [6] (0:12.24)
Average Speed [km/h]	51.0	66.2	68.1	68.0	65.0	58.9
Top Speed [km/h]	65.1	67.5	70.1	69.9	66.5	62.5
Avg. Dist. to Rail [m]	5.6	1.5	0.8	1.9	7.1	7.4
Avg. Stride Freq. [Hz]	2.3	2.4	2.4	2.5	2.4	2.3
Avg. Stride Length [m]	6.2	7.5	7.7	7.7	7.4	7.1



- [] Ranking at each section and finish
- .-.- No data available at this section
- NA No data available



Horse/Jockey Name	Jayanthi
Final Rank	4
Fastest Section Time (Section)	0:10.69 (800m)
Top Speed [km/h] (Section)	68.7 (800m)
Race State	Finished

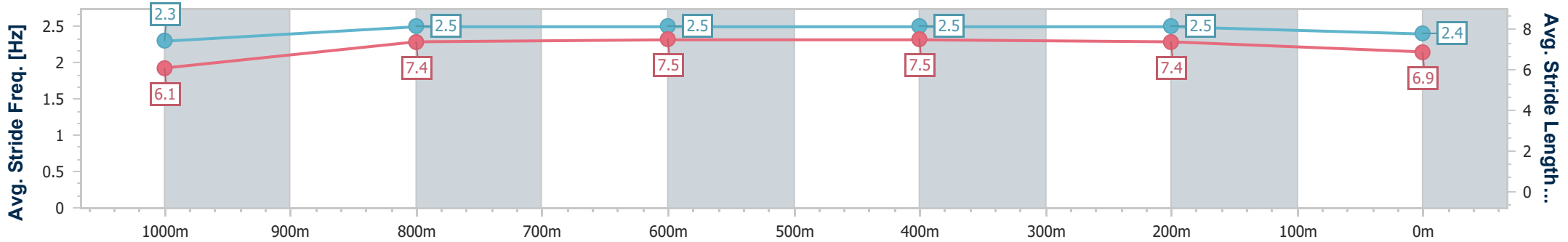
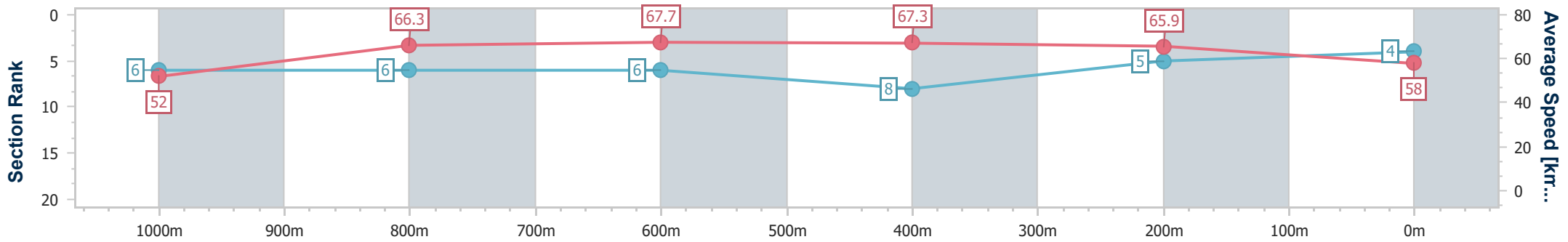


Eagle Farm QLD Professional
 Race 7: The Gibson Class 4 Plate - 1200m
 12 October 2024 - 15:22
 Track Rating: Good 4, Weather: Fine, Rail Position: +4m Entire



BRISBANE
RACING CLUB

Section	Overall	1000m	800m	600m	400m	200m
Section Times	1:09.73 [4] (0:13.90)	0:55.83 [6] (0:10.93)	0:44.90 [6] (0:10.69)	0:34.21 [6] (0:10.89)	0:23.32 [8] (0:10.94)	0:12.38 [5]
Average Speed [km/h]	52.0	66.3	67.7	67.3	65.9	58.0
Top Speed [km/h]	64.6	67.8	68.7	68.5	67.7	62.7
Avg. Dist. to Rail [m]	1.8	1.1	1.8	3.5	7.3	6.6
Avg. Stride Freq. [Hz]	2.3	2.5	2.5	2.5	2.5	2.4
Avg. Stride Length [m]	6.1	7.4	7.5	7.5	7.4	6.9



- [] Ranking at each section and finish
- .-.- No data available at this section
- NA No data available



Horse/Jockey Name	Shot Of Whiskey
Final Rank	5
Fastest Section Time (Section)	0:10.44 (1000m)
Top Speed [km/h] (Section)	70.0 (1000m)
Race State	Finished

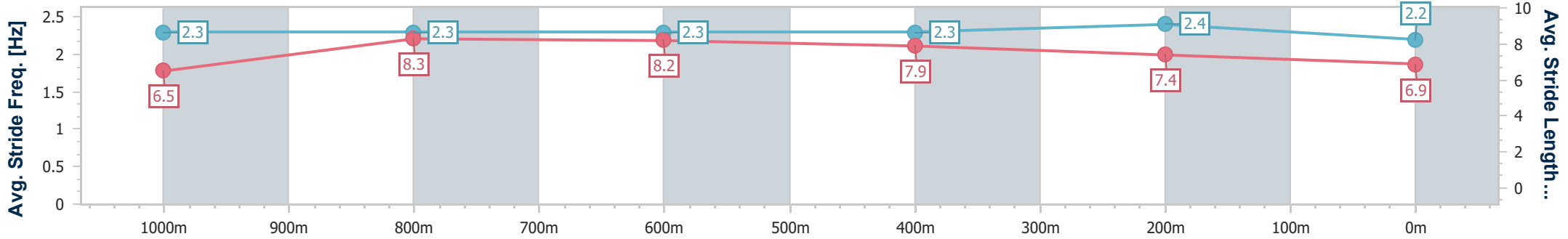
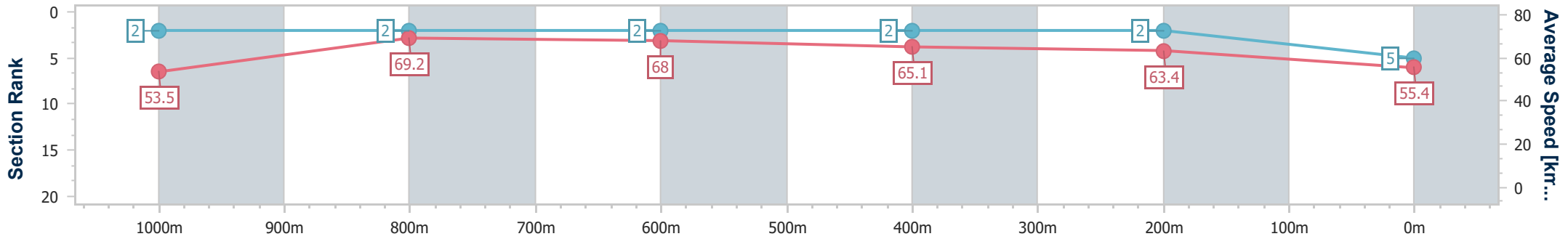


Eagle Farm QLD Professional
 Race 7: The Gibson Class 4 Plate - 1200m
 12 October 2024 - 15:22
 Track Rating: Good 4, Weather: Fine, Rail Position: +4m Entire



BRISBANE
RACING CLUB

Section	Overall	1000m	800m	600m	400m	200m
Section Times	1:09.84 [5] (0:13.40)	0:56.44 [2] (0:10.44)	0:46.00 [2] (0:10.60)	0:35.40 [2] (0:11.04)	0:24.36 [2] (0:11.38)	0:12.98 [2] (0:12.98)
Average Speed [km/h]	53.5	69.2	68.0	65.1	63.4	55.4
Top Speed [km/h]	69.0	70.0	69.0	67.7	65.3	59.8
Avg. Dist. to Rail [m]	2.4	0.5	0.2	0.6	3.0	1.3
Avg. Stride Freq. [Hz]	2.3	2.3	2.3	2.3	2.4	2.2
Avg. Stride Length [m]	6.5	8.3	8.2	7.9	7.4	6.9



- [] Ranking at each section and finish
- .-.- No data available at this section
- NA No data available



Horse/Jockey Name	Catwalk Criminal
Final Rank	6
Fastest Section Time (Section)	0:10.73 (1000m)
Top Speed [km/h] (Section)	70.6 (Overall)
Race State	Finished

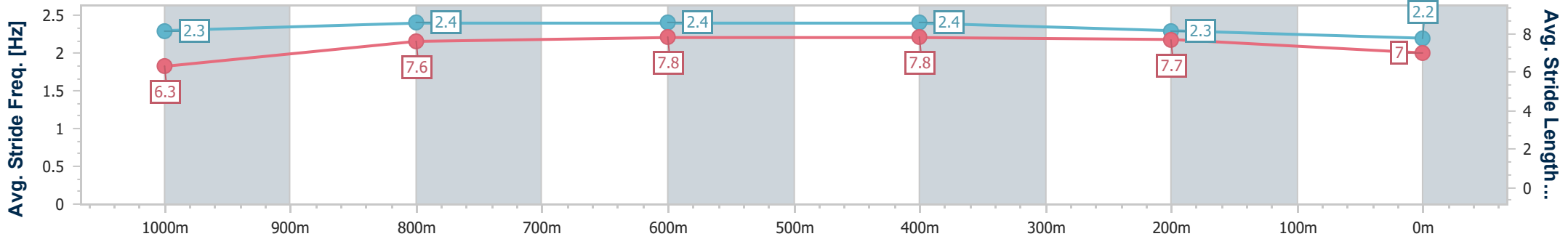
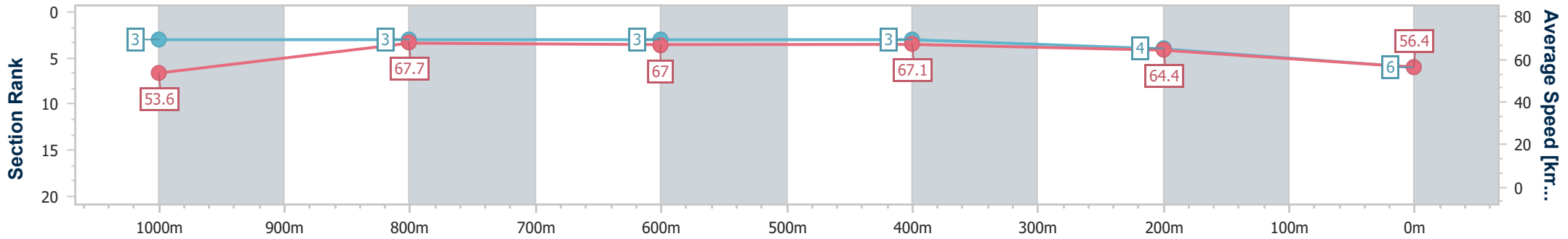


Eagle Farm QLD Professional
 Race 7: The Gibson Class 4 Plate - 1200m
 12 October 2024 - 15:22
 Track Rating: Good 4, Weather: Fine, Rail Position: +4m Entire



BRISBANE
 RACING CLUB

Section	Overall	1000m	800m	600m	400m	200m
Section Times	1:09.88 [6] (0:13.43)	0:56.45 [3] (0:10.73)	0:45.72 [3] (0:10.93)	0:34.79 [3] (0:10.85)	0:23.94 [3] (0:11.20)	0:12.74 [4] (0:12.74)
Average Speed [km/h]	53.6	67.7	67.0	67.1	64.4	56.4
Top Speed [km/h]	70.6	69.4	69.0	69.4	66.5	62.7
Avg. Dist. to Rail [m]	6.0	2.5	3.7	2.0	4.3	4.0
Avg. Stride Freq. [Hz]	2.3	2.4	2.4	2.4	2.3	2.2
Avg. Stride Length [m]	6.3	7.6	7.8	7.8	7.7	7.0



- [] Ranking at each section and finish
- .-.- No data available at this section
- NA No data available



Horse/Jockey Name	Billionair Baby
Final Rank	7
Fastest Section Time (Section)	0:10.57 (800m)
Top Speed [km/h] (Section)	69.7 (800m)
Race State	Finished

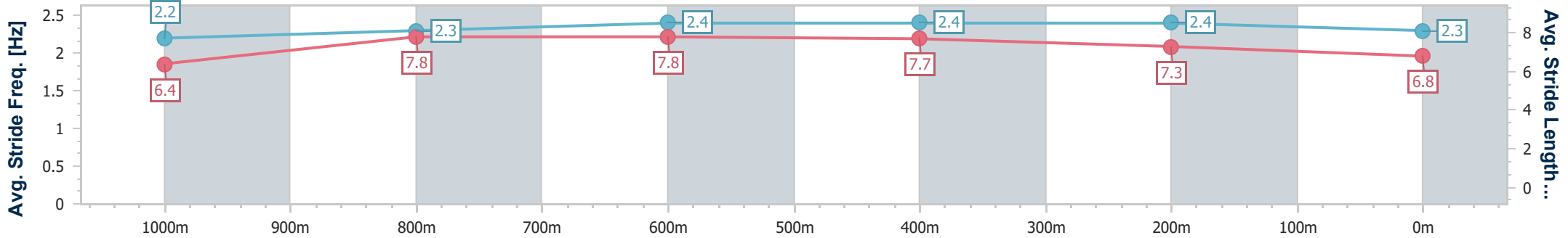
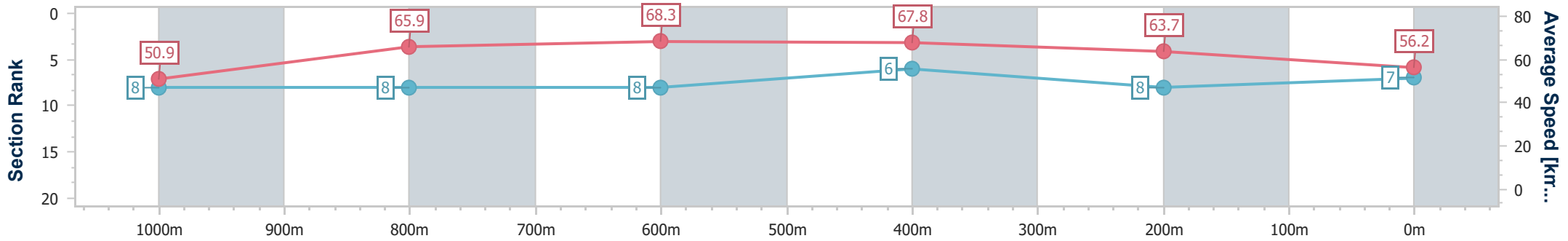


Eagle Farm QLD Professional
 Race 7: The Gibson Class 4 Plate - 1200m
 12 October 2024 - 15:22
 Track Rating: Good 4, Weather: Fine, Rail Position: +4m Entire



BRISBANE
 RACING CLUB

Section	Overall	1000m	800m	600m	400m	200m
Section Times	1:10.49 [7] (0:14.19)	0:56.30 [8] (0:11.03)	0:45.27 [8] (0:10.57)	0:34.70 [8] (0:10.60)	0:24.10 [6] (0:11.33)	0:12.77 [8] (0:12.77)
Average Speed [km/h]	50.9	65.9	68.3	67.8	63.7	56.2
Top Speed [km/h]	64.7	67.6	69.7	68.7	67.0	60.0
Avg. Dist. to Rail [m]	1.7	1.8	1.2	0.7	0.7	0.3
Avg. Stride Freq. [Hz]	2.2	2.3	2.4	2.4	2.4	2.3
Avg. Stride Length [m]	6.4	7.8	7.8	7.7	7.3	6.8



- [] Ranking at each section and finish
- .-.- No data available at this section
- NA No data available



Horse/Jockey Name	Spirit Queen
Final Rank	8
Fastest Section Time (Section)	0:10.66 (800m)
Top Speed [km/h] (Section)	68.4 (800m)
Race State	Finished

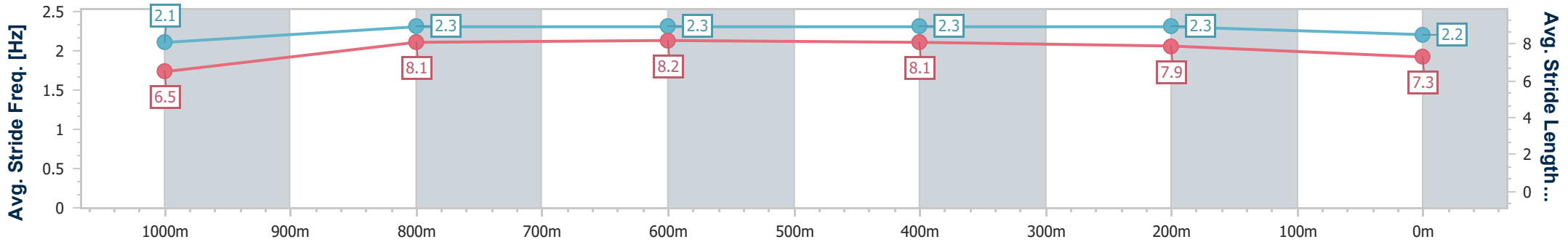
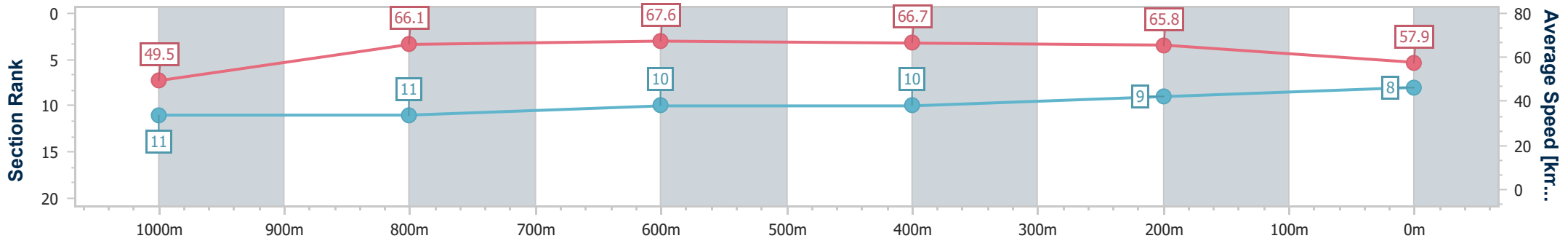


Eagle Farm QLD Professional
 Race 7: The Gibson Class 4 Plate - 1200m
 12 October 2024 - 15:22
 Track Rating: Good 4, Weather: Fine, Rail Position: +4m Entire



BRISBANE
RACING CLUB

Section	Overall	1000m	800m	600m	400m	200m
Section Times	1:10.50 [8] (0:14.61)	0:55.89 [11] (0:11.02)	0:44.87 [11] (0:10.66)	0:34.21 [10] (0:10.84)	0:23.37 [10] (0:10.95)	0:12.42 [9] (0:12.42)
Average Speed [km/h]	49.5	66.1	67.6	66.7	65.8	57.9
Top Speed [km/h]	63.1	68.4	68.4	67.3	67.5	63.3
Avg. Dist. to Rail [m]	8.4	1.7	0.6	0.9	4.1	2.0
Avg. Stride Freq. [Hz]	2.1	2.3	2.3	2.3	2.3	2.2
Avg. Stride Length [m]	6.5	8.1	8.2	8.1	7.9	7.3



- [] Ranking at each section and finish
- .-.- No data available at this section
- NA No data available



Horse/Jockey Name	Midori Beauty
Final Rank	9
Fastest Section Time (Section)	0:10.75 (800m)
Top Speed [km/h] (Section)	68.4 (400m)
Race State	Finished

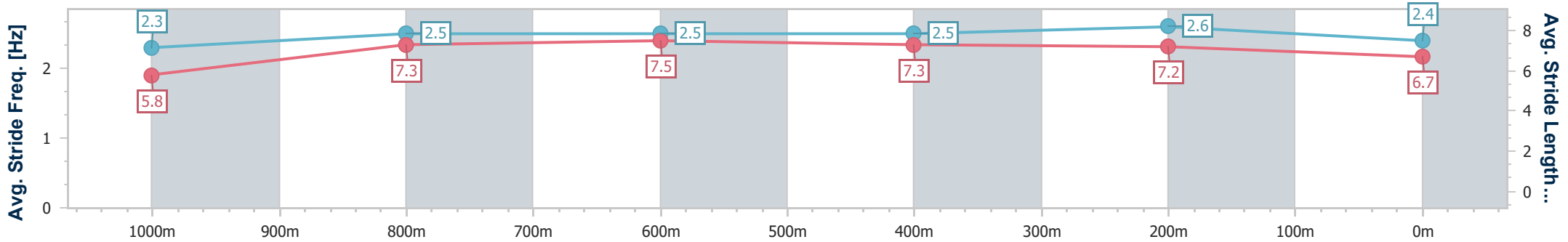
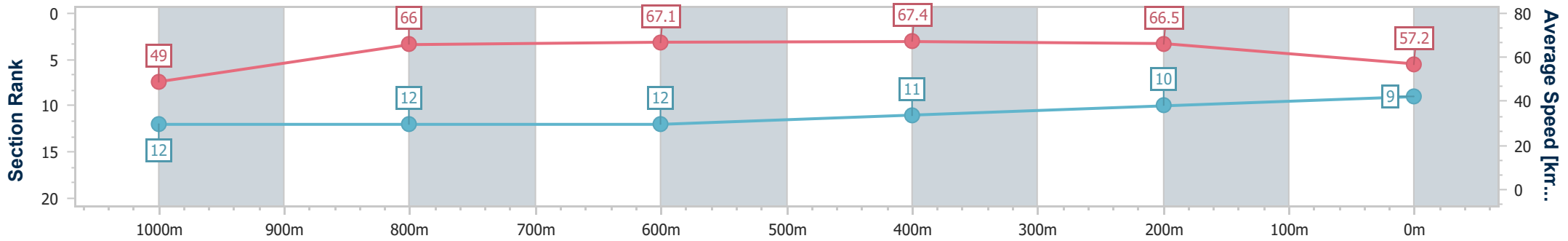


Eagle Farm QLD Professional
 Race 7: The Gibson Class 4 Plate - 1200m
 12 October 2024 - 15:22
 Track Rating: Good 4, Weather: Fine, Rail Position: +4m Entire



BRISBANE
RACING CLUB

Section	Overall	1000m	800m	600m	400m	200m
Section Times	1:10.65 [9] (0:14.77)	0:55.88 [12] (0:10.98)	0:44.90 [12] (0:10.75)	0:34.15 [12] (0:10.77)	0:23.38 [11] (0:10.84)	0:12.54 [10] (0:12.54)
Average Speed [km/h]	49.0	66.0	67.1	67.4	66.5	57.2
Top Speed [km/h]	63.6	68.1	68.0	68.3	68.4	63.4
Avg. Dist. to Rail [m]	9.2	1.5	0.9	1.6	6.1	4.7
Avg. Stride Freq. [Hz]	2.3	2.5	2.5	2.5	2.6	2.4
Avg. Stride Length [m]	5.8	7.3	7.5	7.3	7.2	6.7



- [] Ranking at each section and finish
- .-.- No data available at this section
- NA No data available



Horse/Jockey Name	Emperor
Final Rank	10
Fastest Section Time (Section)	0:10.67 (800m)
Top Speed [km/h] (Section)	69.7 (1000m)
Race State	Finished

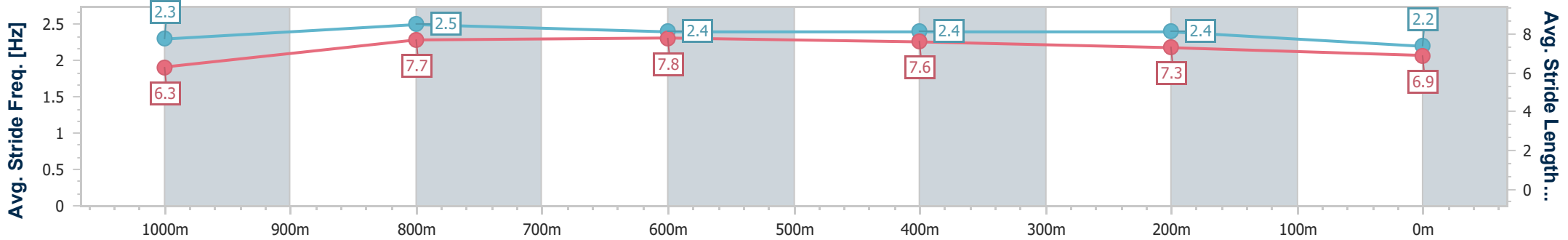
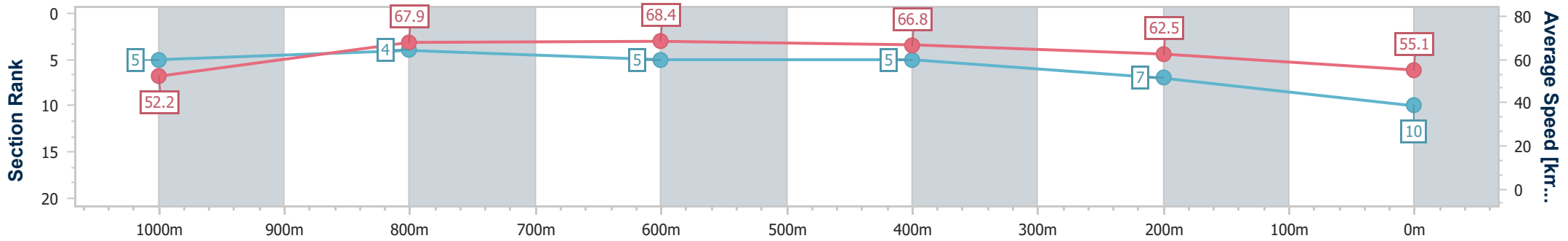


Eagle Farm QLD Professional
 Race 7: The Gibson Class 4 Plate - 1200m
 12 October 2024 - 15:22
 Track Rating: Good 4, Weather: Fine, Rail Position: +4m Entire



BRISBANE
RACING CLUB

Section	Overall	1000m	800m	600m	400m	200m
Section Times	1:10.68 [10] (0:13.78)	0:56.90 [5] (0:10.76)	0:46.14 [4] (0:10.67)	0:35.47 [5] (0:10.90)	0:24.57 [5] (0:11.49)	0:13.08 [7] (0:13.08)
Average Speed [km/h]	52.2	67.9	68.4	66.8	62.5	55.1
Top Speed [km/h]	68.3	69.7	69.2	68.2	65.2	59.4
Avg. Dist. to Rail [m]	6.7	3.1	2.0	2.5	5.1	3.4
Avg. Stride Freq. [Hz]	2.3	2.5	2.4	2.4	2.4	2.2
Avg. Stride Length [m]	6.3	7.7	7.8	7.6	7.3	6.9



- [] Ranking at each section and finish
- .-.- No data available at this section
- NA No data available



Horse/Jockey Name	Loves Me Likearock
Final Rank	11
Fastest Section Time (Section)	0:10.81 (800m)
Top Speed [km/h] (Section)	68.4 (800m)
Race State	Finished

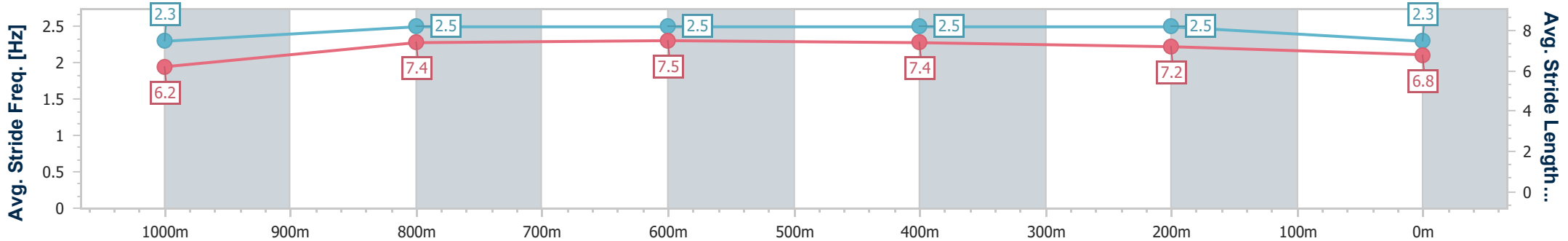
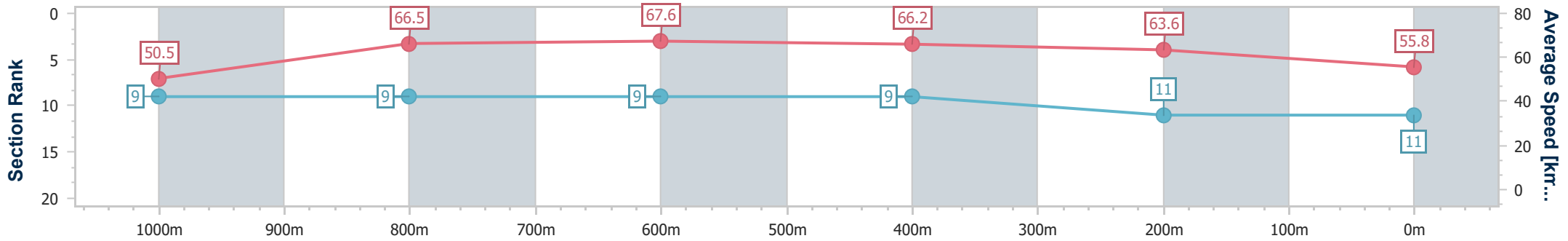


Eagle Farm QLD Professional
 Race 7: The Gibson Class 4 Plate - 1200m
 12 October 2024 - 15:22
 Track Rating: Good 4, Weather: Fine, Rail Position: +4m Entire



BRISBANE
 RACING CLUB

Section	Overall	1000m	800m	600m	400m	200m
Section Times	1:11.23 [11] (0:14.30)	0:56.93 [9] (0:10.95)	0:45.98 [9] (0:10.81)	0:35.17 [9] (0:10.96)	0:24.21 [9] (0:11.31)	0:12.90 [11] (0:12.90)
Average Speed [km/h]	50.5	66.5	67.6	66.2	63.6	55.8
Top Speed [km/h]	63.6	67.4	68.4	67.5	65.5	59.9
Avg. Dist. to Rail [m]	7.0	2.4	2.8	1.8	2.5	2.3
Avg. Stride Freq. [Hz]	2.3	2.5	2.5	2.5	2.5	2.3
Avg. Stride Length [m]	6.2	7.4	7.5	7.4	7.2	6.8



- [] Ranking at each section and finish
- .-.- No data available at this section
- NA No data available



Horse/Jockey Name	Smokin' Toff
Final Rank	12
Fastest Section Time (Section)	0:10.83 (800m)
Top Speed [km/h] (Section)	67.8 (800m)
Race State	Finished

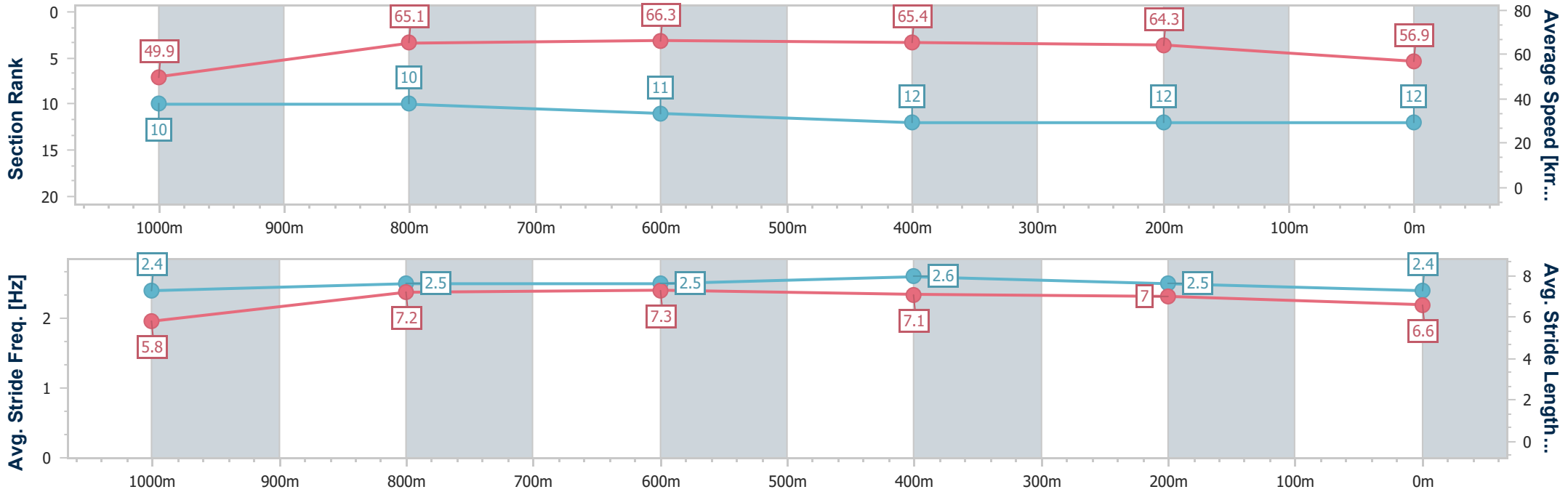


Eagle Farm QLD Professional
 Race 7: The Gibson Class 4 Plate - 1200m
 12 October 2024 - 15:22
 Track Rating: Good 4, Weather: Fine, Rail Position: +4m Entire



BRISBANE
RACING CLUB

Section	Overall	1000m	800m	600m	400m	200m
Section Times	1:11.28 [12] (0:14.42)	0:56.86 [10] (0:11.13)	0:45.73 [10] (0:10.83)	0:34.90 [11] (0:11.02)	0:23.88 [12] (0:11.25)	0:12.63 [12] (0:12.63)
Average Speed [km/h]	49.9	65.1	66.3	65.4	64.3	56.9
Top Speed [km/h]	63.4	66.2	67.8	66.7	66.0	60.7
Avg. Dist. to Rail [m]	2.7	1.0	0.3	0.7	1.6	1.7
Avg. Stride Freq. [Hz]	2.4	2.5	2.5	2.6	2.5	2.4
Avg. Stride Length [m]	5.8	7.2	7.3	7.1	7.0	6.6



- [] Ranking at each section and finish
- .-.- No data available at this section
- NA No data available