



# Eagle Farm QLD Professional

## Race 3: BRC Membership QTIS Three-Years-Old Handicap - 1000m

12 October 2024 - 12:53



BRISBANE  
RACING CLUB

Track Rating: Good 4, Weather: Fine, Rail Position: +4m Entire

Section		Overall						800m		600m		400m		200m		Last 600m		
Field Times		0:56.86 (0:12.89)						0:43.97 (0:10.39)		0:33.58 (0:10.97)		0:22.61 (0:10.87)		0:11.74 (0:11.74)		0:33.58		
Rank	TAB	Horse/Jockey	Barrier	Top Speed [km/h]	Fastest Section	Margin												Distance Travelled [m]
1	2	HELLA FAST Cody Collis	5	70.0 800m	0:10.45 800m	0:56.86 [1] (0:13.22)	0:43.64 [3] (0:10.45)	0:33.19 [3] (0:10.86)	0:22.33 [3] (0:10.72)	0:11.61 [3] (0:11.61)	0:56.86	0:33.19						
2	1	STREET CHASE James Orman	7	70.8 800m	0:10.45 800m	0:56.96 [2] (0:13.30)	0:43.66 [4] (0:10.45)	0:33.21 [4] (0:10.84)	0:22.37 [4] (0:10.76)	0:11.61 [4] (0:11.61)	0.55L	0:33.21		+2				
3	6	ZATANNA Andrew Mallyon	3	70.4 800m	0:10.39 800m	0:57.00 [3] (0:12.89)	0:44.11 [1] (0:10.39)	0:33.72 [1] (0:10.97)	0:22.75 [1] (0:10.93)	0:11.82 [2] (0:11.82)	0.79L	0:33.72		+0				
4	8	SIX MORE SONGS Emily Lang	4	70.7 Overall	0:10.44 800m	0:57.01 [4] (0:12.92)	0:44.09 [2] (0:10.44)	0:33.65 [2] (0:10.89)	0:22.76 [2] (0:10.87)	0:11.89 [1] (0:11.89)	0.88L	0:33.65		+1				
5	3	JOY A PLENTY Georgina Cartwright	6	71.1 800m	0:10.37 800m	0:57.27 [5] (0:13.49)	0:43.78 [6] (0:10.37)	0:33.41 [5] (0:10.73)	0:22.68 [5] (0:10.82)	0:11.86 [5] (0:11.86)	2.4L	0:33.41		+1				
6	4	SHAMADAN Robbie Dolan	1	69.7 800m	0:10.56 800m	0:57.28 [6] (0:13.68)	0:43.60 [7] (0:10.56)	0:33.04 [7] (0:10.66)	0:22.38 [7] (0:10.64)	0:11.74 [6] (0:11.74)	2.48L	0:33.04		-1				
7	5	TIME TO CRY Cejay Graham	2	69.9 800m	0:10.56 800m	0:57.32 [7] (0:13.48)	0:43.84 [5] (0:10.56)	0:33.28 [6] (0:10.67)	0:22.61 [6] (0:10.86)	0:11.75 [7] (0:11.75)	2.71L	0:33.28		-2				
8	9	TOP ROOSTER Nikita Beriman	8	69.9 800m	0:10.55 800m	0:58.54 [8] (0:13.80)	0:44.74 [8] (0:10.55)	0:34.19 [8] (0:10.95)	0:23.24 [8] (0:11.31)	0:11.93 [8] (0:11.93)	9.85L	0:34.19		+2				

Scratched: Melo Melo Kava (#7)

[ ] Ranking at each section and finish  
 -:-:- No data available at this section  
 NA No data available

SCN Saddle cloth number  
 DNF Did not finish  
 DNT Did not track



Horse/Jockey Name	Hella Fast
Final Rank	1
Fastest Section Time (Section)	0:10.45 (800m)
Top Speed [km/h] (Section)	70.0 (800m)
Race State	Finished



Eagle Farm QLD Professional  
Race 3: BRC Membership QTIS Three-Year-Old Handicap - 1000m

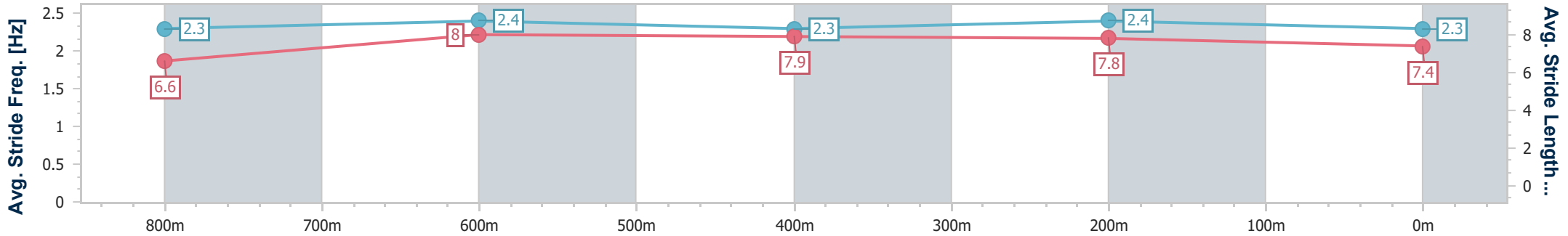
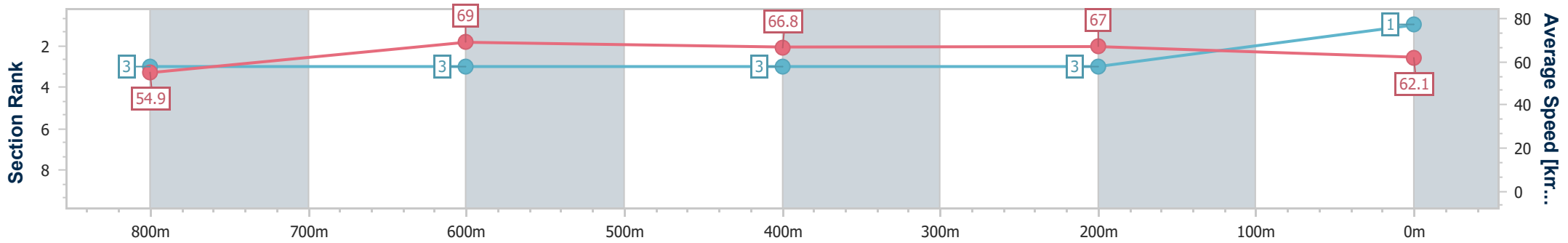
12 October 2024 - 12:53

Track Rating: Good 4, Weather: Fine, Rail Position: +4m Entire



BRISBANE RACING CLUB

Section	Overall	800m	600m	400m	200m
Section Times	0:56.86 [1] (0:13.22)	0:43.64 [3] (0:10.45)	0:33.19 [3] (0:10.86)	0:22.33 [3] (0:10.72)	0:11.61 [3] (0:11.61)
Average Speed [km/h]	54.9	69.0	66.8	67.0	62.1
Top Speed [km/h]	68.3	70.0	68.0	68.5	66.2
Avg. Dist. to Rail [m]	5.1	0.2	1.9	3.3	2.2
Avg. Stride Freq. [Hz]	2.3	2.4	2.3	2.4	2.3
Avg. Stride Length [m]	6.6	8.0	7.9	7.8	7.4



- [ ] Ranking at each section and finish
- .-.- No data available at this section
- NA No data available



Horse/Jockey Name	Street Chase
Final Rank	2
Fastest Section Time (Section)	0:10.45 (800m)
Top Speed [km/h] (Section)	70.8 (800m)
Race State	Finished



Eagle Farm QLD Professional  
Race 3: BRC Membership QTIS Three-Years-Old Handicap - 1000m

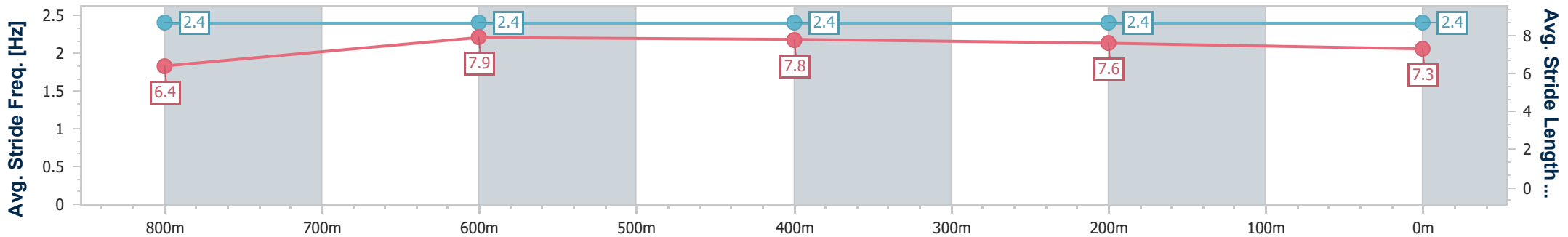
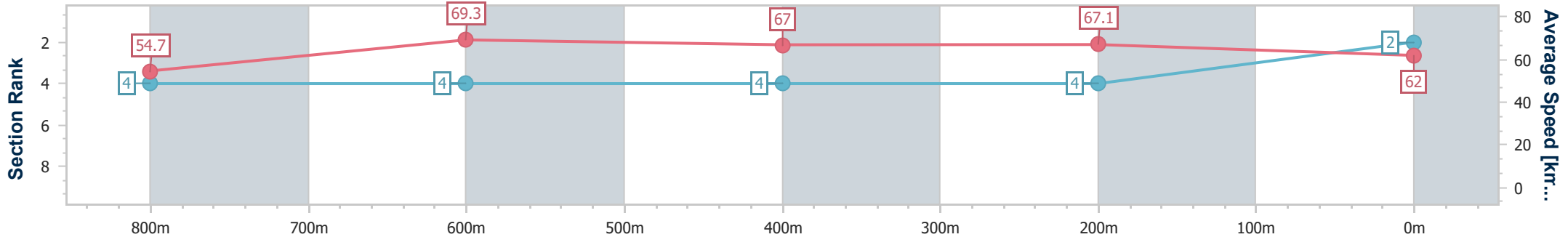
12 October 2024 - 12:53

Track Rating: Good 4, Weather: Fine, Rail Position: +4m Entire



BRISBANE RACING CLUB

Section	Overall	800m	600m	400m	200m
Section Times	0:56.96 [2] (0:13.30)	0:43.66 [4] (0:10.45)	0:33.21 [4] (0:10.84)	0:22.37 [4] (0:10.76)	0:11.61 [4] (0:11.61)
Average Speed [km/h]	54.7	69.3	67.0	67.1	62.0
Top Speed [km/h]	69.6	70.8	68.8	68.5	65.1
Avg. Dist. to Rail [m]	6.6	1.5	2.2	5.7	6.4
Avg. Stride Freq. [Hz]	2.4	2.4	2.4	2.4	2.4
Avg. Stride Length [m]	6.4	7.9	7.8	7.6	7.3



- [ ] Ranking at each section and finish
- .-.- No data available at this section
- NA No data available



Horse/Jockey Name	Zatanna
Final Rank	3
Fastest Section Time (Section)	0:10.39 (800m)
Top Speed [km/h] (Section)	70.4 (800m)
Race State	Finished

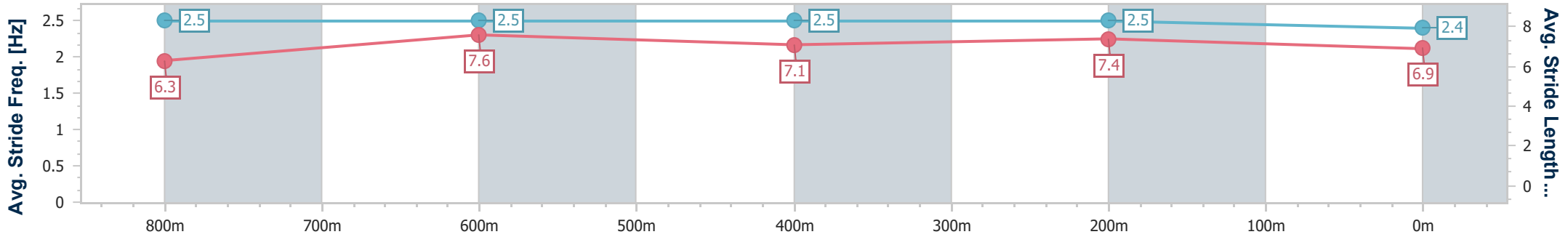
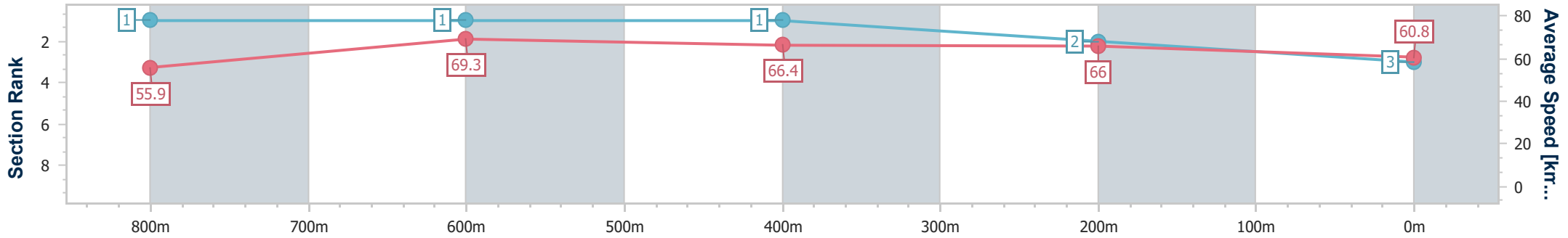


Eagle Farm QLD Professional  
 Race 3: BRC Membership QTIS Three-Years-Old Handicap - 1000m  
 12 October 2024 - 12:53  
 Track Rating: Good 4, Weather: Fine, Rail Position: +4m Entire



BRISBANE RACING CLUB

Section	Overall	800m	600m	400m	200m
Section Times	0:57.00 [3] (0:12.89)	0:44.11 [1] (0:10.39)	0:33.72 [1] (0:10.97)	0:22.75 [1] (0:10.93)	0:11.82 [2] (0:11.82)
Average Speed [km/h]	55.9	69.3	66.4	66.0	60.8
Top Speed [km/h]	70.1	70.4	68.5	67.2	63.7
Avg. Dist. to Rail [m]	3.5	0.4	2.7	5.9	5.3
Avg. Stride Freq. [Hz]	2.5	2.5	2.5	2.5	2.4
Avg. Stride Length [m]	6.3	7.6	7.1	7.4	6.9



- [ ] Ranking at each section and finish
- .-.- No data available at this section
- NA No data available



Horse/Jockey Name	Six More Songs
Final Rank	4
Fastest Section Time (Section)	0:10.44 (800m)
Top Speed [km/h] (Section)	70.7 (Overall)
Race State	Finished



Eagle Farm QLD Professional  
Race 3: BRC Membership QTIS Three-Years-Old Handicap - 1000m

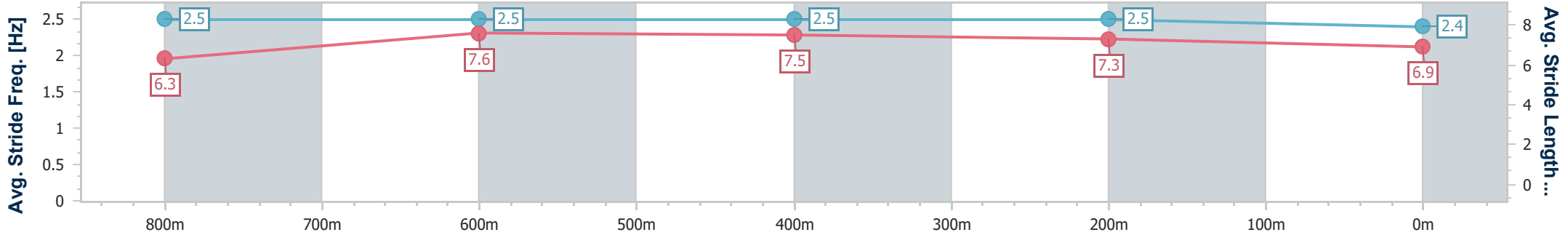
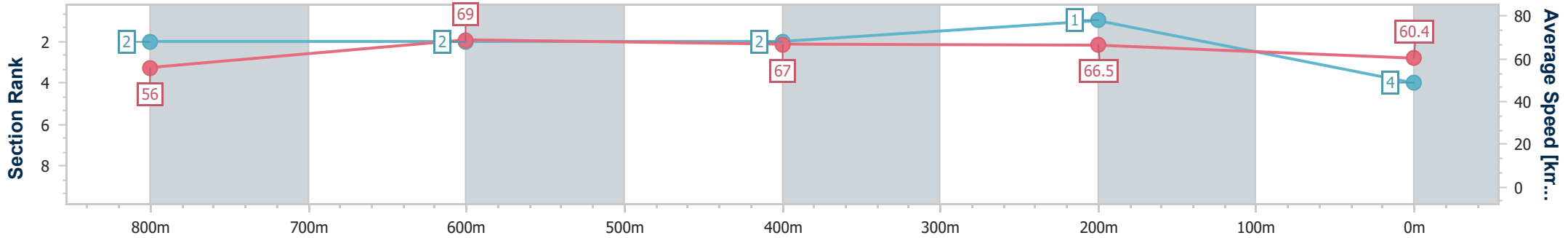
12 October 2024 - 12:53

Track Rating: Good 4, Weather: Fine, Rail Position: +4m Entire



BRISBANE RACING CLUB

Section	Overall	800m	600m	400m	200m
Section Times	0:57.01 [4] (0:12.92)	0:44.09 [2] (0:10.44)	0:33.65 [2] (0:10.89)	0:22.76 [2] (0:10.87)	0:11.89 [1] (0:11.89)
Average Speed [km/h]	56.0	69.0	67.0	66.5	60.4
Top Speed [km/h]	70.7	70.4	68.2	66.9	64.2
Avg. Dist. to Rail [m]	3.9	0.8	2.9	6.1	5.5
Avg. Stride Freq. [Hz]	2.5	2.5	2.5	2.5	2.4
Avg. Stride Length [m]	6.3	7.6	7.5	7.3	6.9



- [ ] Ranking at each section and finish
- .-.- No data available at this section
- NA No data available



Horse/Jockey Name	Joy A Plenty
Final Rank	5
Fastest Section Time (Section)	0:10.37 (800m)
Top Speed [km/h] (Section)	71.1 (800m)
Race State	Finished



Eagle Farm QLD Professional  
Race 3: BRC Membership QTIS Three-Years-Old Handicap - 1000m

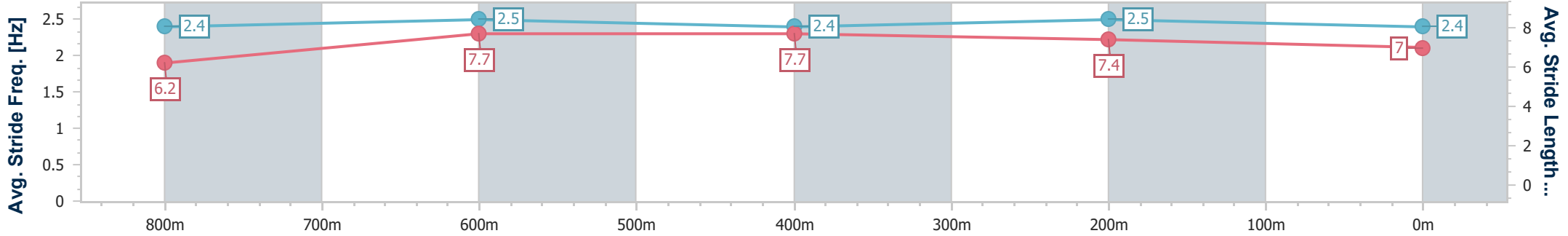
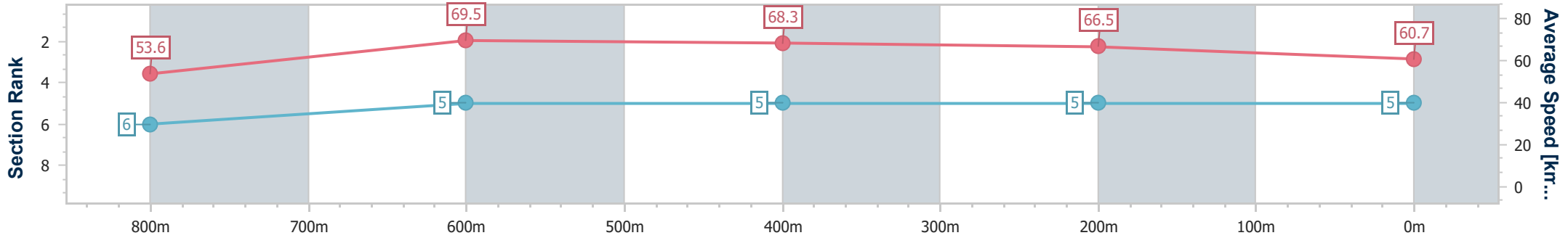
12 October 2024 - 12:53

Track Rating: Good 4, Weather: Fine, Rail Position: +4m Entire



BRISBANE RACING CLUB

Section	Overall	800m	600m	400m	200m
Section Times	0:57.27 [5] (0:13.49)	0:43.78 [6] (0:10.37)	0:33.41 [5] (0:10.73)	0:22.68 [5] (0:10.82)	0:11.86 [5] (0:11.86)
Average Speed [km/h]	53.6	69.5	68.3	66.5	60.7
Top Speed [km/h]	69.2	71.1	69.6	68.4	64.6
Avg. Dist. to Rail [m]	5.3	0.4	3.5	8.0	4.5
Avg. Stride Freq. [Hz]	2.4	2.5	2.4	2.5	2.4
Avg. Stride Length [m]	6.2	7.7	7.7	7.4	7.0



- [ ] Ranking at each section and finish
- .-.- No data available at this section
- NA No data available



Horse/Jockey Name	Shamadan
Final Rank	6
Fastest Section Time (Section)	0:10.56 (800m)
Top Speed [km/h] (Section)	69.7 (800m)
Race State	Finished



Eagle Farm QLD Professional  
Race 3: BRC Membership QTIS Three-Years-Old Handicap - 1000m

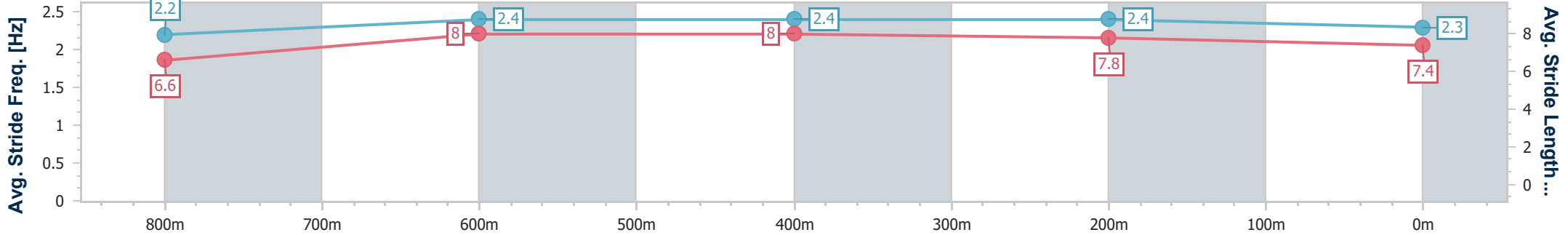
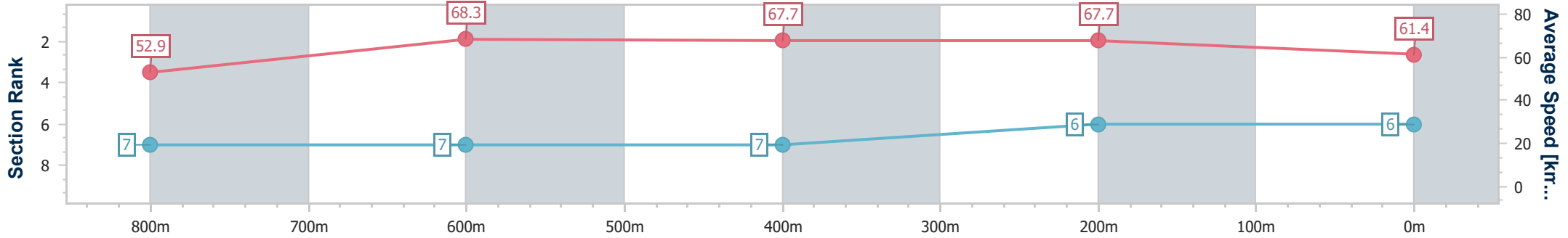
12 October 2024 - 12:53

Track Rating: Good 4, Weather: Fine, Rail Position: +4m Entire



BRISBANE RACING CLUB

Section	Overall	800m	600m	400m	200m
Section Times	0:57.28 [6] (0:13.68)	0:43.60 [7] (0:10.56)	0:33.04 [7] (0:10.66)	0:22.38 [7] (0:10.64)	0:11.74 [6] (0:11.74)
Average Speed [km/h]	52.9	68.3	67.7	67.7	61.4
Top Speed [km/h]	69.1	69.7	69.1	69.0	64.3
Avg. Dist. to Rail [m]	2.7	0.7	0.4	2.4	3.6
Avg. Stride Freq. [Hz]	2.2	2.4	2.4	2.4	2.3
Avg. Stride Length [m]	6.6	8.0	8.0	7.8	7.4



- [ ] Ranking at each section and finish
- .-.- No data available at this section
- NA No data available



Horse/Jockey Name	Time To Cry
Final Rank	7
Fastest Section Time (Section)	0:10.56 (800m)
Top Speed [km/h] (Section)	69.9 (800m)
Race State	Finished



Eagle Farm QLD Professional  
Race 3: BRC Membership QTIS Three-Years-Old Handicap - 1000m

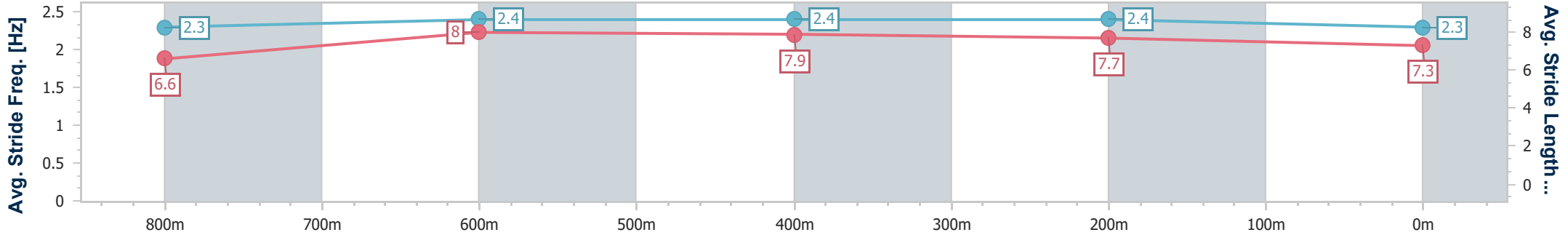
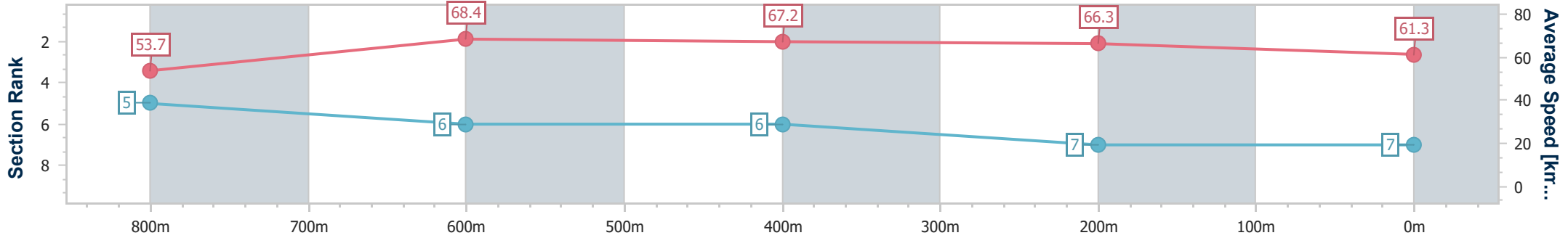
12 October 2024 - 12:53

Track Rating: Good 4, Weather: Fine, Rail Position: +4m Entire



BRISBANE RACING CLUB

Section	Overall	800m	600m	400m	200m
Section Times	0:57.32 [7] (0:13.48)	0:43.84 [5] (0:10.56)	0:33.28 [6] (0:10.67)	0:22.61 [6] (0:10.86)	0:11.75 [7] (0:11.75)
Average Speed [km/h]	53.7	68.4	67.2	66.3	61.3
Top Speed [km/h]	68.9	69.9	68.7	68.4	65.2
Avg. Dist. to Rail [m]	3.4	1.0	0.7	1.8	1.8
Avg. Stride Freq. [Hz]	2.3	2.4	2.4	2.4	2.3
Avg. Stride Length [m]	6.6	8.0	7.9	7.7	7.3



- [ ] Ranking at each section and finish
- .-.- No data available at this section
- NA No data available





Horse/Jockey Name	Top Rooster
Final Rank	8
Fastest Section Time (Section)	0:10.55 (800m)
Top Speed [km/h] (Section)	69.9 (800m)
Race State	Finished



Eagle Farm QLD Professional  
Race 3: BRC Membership QTIS Three-Years-Old Handicap - 1000m

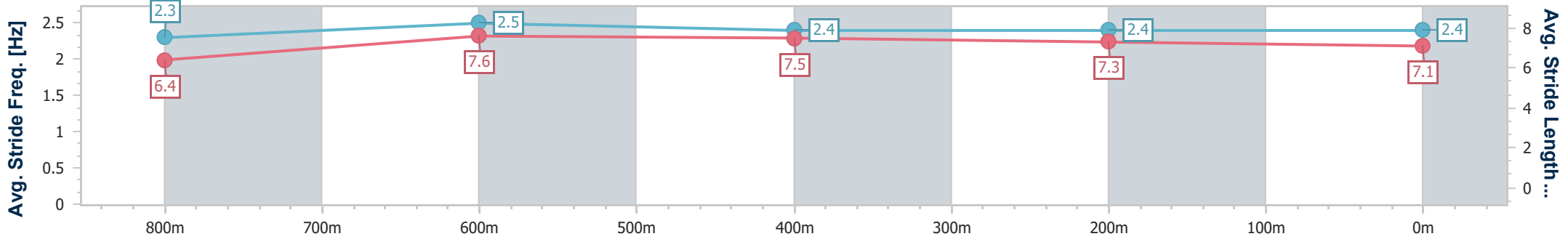
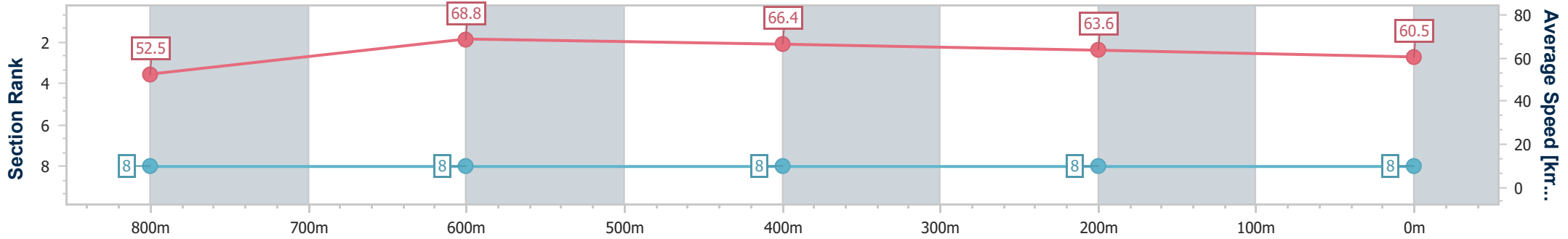
12 October 2024 - 12:53

Track Rating: Good 4, Weather: Fine, Rail Position: +4m Entire



BRISBANE RACING CLUB

Section	Overall	800m	600m	400m	200m
Section Times	0:58.54 [8] (0:13.80)	0:44.74 [8] (0:10.55)	0:34.19 [8] (0:10.95)	0:23.24 [8] (0:11.31)	0:11.93 [8] (0:11.93)
Average Speed [km/h]	52.5	68.8	66.4	63.6	60.5
Top Speed [km/h]	67.9	69.9	67.5	65.1	63.1
Avg. Dist. to Rail [m]	7.2	1.6	2.3	4.4	2.8
Avg. Stride Freq. [Hz]	2.3	2.5	2.4	2.4	2.4
Avg. Stride Length [m]	6.4	7.6	7.5	7.3	7.1



- [ ] Ranking at each section and finish
- .-.- No data available at this section
- NA No data available