



Eagle Farm QLD Professional

Race 1: Road to Magic Millions on Sale QTIS Three-Years-Old Handicap - 1820m

12 October 2024 - 11:44



BRISBANE
RACING CLUB

Track Rating: Soft 5, Weather: Fine, Rail Position: +4m Entire

Section		Overall	1600m	1400m	1200m	1000m	800m	600m	Last 600m				
Field Times		1:51.93 (0:15.22)	1:36.71 (0:11.75)	1:24.96 (0:11.75)	1:13.21 (0:12.27)	1:00.94 (0:12.71)	0:48.23 (0:12.44)	0:35.79 (0:11.81)	0:35.79				
Rank	TAB Horse/Jockey	Barrier	Top Speed [km/h]	Fastest Section									Distance Travelled [m]
1	6 PROPOSE Taylor Marshall	7	65.5 400m	0:11.22 400m	1:51.93 [1] (0:15.99)	1:35.94 [9] (0:11.65)	1:24.29 [7] (0:11.81)	1:12.48 [7] (0:12.41)	1:00.07 [6] (0:12.70)	0:47.37 [6] (0:12.31)	0:35.06 [6] (0:11.76)	0:35.06	
2	5 BANKSIA BEACH Boris Thornton	4	65.5 600m	0:11.47 400m	1:52.01 [2] (0:15.61)	1:36.40 [4] (0:11.60)	1:24.80 [3] (0:11.79)	1:13.01 [3] (0:12.49)	1:00.52 [3] (0:12.80)	0:47.72 [3] (0:12.36)	0:35.36 [4] (0:11.51)	0:35.36	-7
3	9 PRIDE OF SAVABELLA Cejay Graham	8	65.8 600m	0:11.37 400m	1:52.17 [3] (0:15.86)	1:36.31 [8] (0:12.13)	1:24.18 [9] (0:11.96)	1:12.22 [9] (0:12.53)	0:59.69 [8] (0:12.26)	0:47.43 [8] (0:12.26)	0:35.17 [7] (0:11.50)	0:35.17	-7
4	1 THE TORQUE FACTOR Cody Collis	1	64.1 Overall	0:11.75 1600m	1:52.43 [4] (0:15.22)	1:37.21 [1] (0:11.75)	1:25.46 [1] (0:11.75)	1:13.71 [1] (0:12.27)	1:01.44 [1] (0:12.71)	0:48.73 [1] (0:12.44)	0:36.29 [1] (0:11.81)	0:36.29	-10
5	3 REMLAP KAVA Noel Callow	5	64.9 600m	0:11.52 600m	1:52.52 [5] (0:15.59)	1:36.93 [3] (0:11.73)	1:25.20 [4] (0:11.82)	1:13.38 [5] (0:12.48)	1:00.90 [4] (0:12.71)	0:48.19 [4] (0:12.30)	0:35.89 [3] (0:11.52)	0:35.89	-5
6	8 HARLEY CHARLIE Tahlia Fenlon	3	64.3 400m	0:11.51 400m	1:52.59 [6] (0:15.62)	1:36.97 [5] (0:11.94)	1:25.03 [6] (0:11.85)	1:13.18 [6] (0:12.62)	1:00.56 [7] (0:12.68)	0:47.88 [7] (0:12.31)	0:35.57 [8] (0:11.71)	0:35.57	-1
7	2 MISTING James Orman	6	67.0 400m	0:11.22 400m	1:52.73 [7] (0:15.81)	1:36.92 [7] (0:11.97)	1:24.95 [8] (0:11.96)	1:12.99 [8] (0:12.78)	1:00.21 [9] (0:12.60)	0:47.61 [9] (0:12.10)	0:35.51 [9] (0:11.45)	0:35.51	-3
8	7 CHERRY LIPS Luke Tarrant	2	64.8 Overall	0:11.53 400m	1:52.79 [8] (0:15.36)	1:37.43 [2] (0:11.78)	1:25.65 [2] (0:11.94)	1:13.71 [4] (0:12.62)	1:01.09 [5] (0:12.75)	0:48.34 [5] (0:12.36)	0:35.98 [5] (0:11.76)	0:35.98	-6
9	4 STAPLETON Jag Guthmann-Chester	9	64.0 1400m	0:11.59 1400m	1:53.26 [9] (0:15.72)	1:37.54 [6] (0:11.63)	1:25.91 [5] (0:11.59)	1:14.32 [2] (0:12.06)	1:02.26 [2] (0:12.85)	0:49.41 [2] (0:12.50)	0:36.91 [2] (0:11.95)	0:36.91	-1

[] Ranking at each section and finish
 -:-:- No data available at this section
 NA No data available

SCN Saddle cloth number
 DNF Did not finish
 DNT Did not track



Eagle Farm QLD Professional

Race 1: Road to Magic Millions on Sale QTIS Three-Years-Old Handicap - 1820m

12 October 2024 - 11:44



BRISBANE
RACING CLUB

Track Rating: Soft 5, Weather: Fine, Rail Position: +4m Entire

Section			400m	200m			Last 600m			
Field Times			0:23.98 (0:11.68)	0:12.30 (0:12.30)			0:35.79			
Rank	TAB	Horse/Jockey	Barrier	Top Speed [km/h]	Fastest Section	Margin			Distance Travelled [m]	
1	6	PROPOSE Taylor Marshall	7	65.5 400m	0:11.22 400m	0:23.30 [7] (0:11.22)	0:12.08 [4] (0:12.08)	1:51.93	0:35.06	
2	5	BANKSIA BEACH Boris Thornton	4	65.5 600m	0:11.47 400m	0:23.85 [3] (0:11.47)	0:12.38 [1] (0:12.38)	0.5L	0:35.36	-7
3	9	PRIDE OF SAVABELLA Cejay Graham	8	65.8 600m	0:11.37 400m	0:23.67 [5] (0:11.37)	0:12.30 [5] (0:12.30)	1.43L	0:35.17	-7
4	1	THE TORQUE FACTOR Cody Collis	1	64.1 Overall	0:11.75 1600m	0:24.48 [1] (0:11.81)	0:12.67 [3] (0:12.67)	2.95L	0:36.29	-10
5	3	REMLAP KAVA Noel Callow	5	64.9 600m	0:11.52 600m	0:24.37 [2] (0:11.60)	0:12.77 [2] (0:12.77)	3.49L	0:35.89	-5
6	8	HARLEY CHARLIE Tahlia Fenlon	3	64.3 400m	0:11.51 400m	0:23.86 [9] (0:11.51)	0:12.35 [8] (0:12.35)	3.88L	0:35.57	-1
7	2	MISTING James Orman	6	67.0 400m	0:11.22 400m	0:24.06 [8] (0:11.22)	0:12.84 [6] (0:12.84)	4.72L	0:35.51	-3
8	7	CHERRY LIPS Luke Tarrant	2	64.8 Overall	0:11.53 400m	0:24.22 [6] (0:11.53)	0:12.69 [7] (0:12.69)	5.06L	0:35.98	-6
9	4	STAPLETON Jag Guthmann-Chester	9	64.0 1400m	0:11.59 1400m	0:24.96 [4] (0:11.96)	0:13.00 [9] (0:13.00)	7.84L	0:36.91	-1



Horse/Jockey Name	Propose
Final Rank	1
Fastest Section Time (Section)	0:11.22 (400m)
Top Speed [km/h] (Section)	65.5 (400m)
Race State	Finished



Eagle Farm QLD Professional
Race 1: Road to Magic Millions on Sale QTIS Three-Years-Old Handicap - 1820m

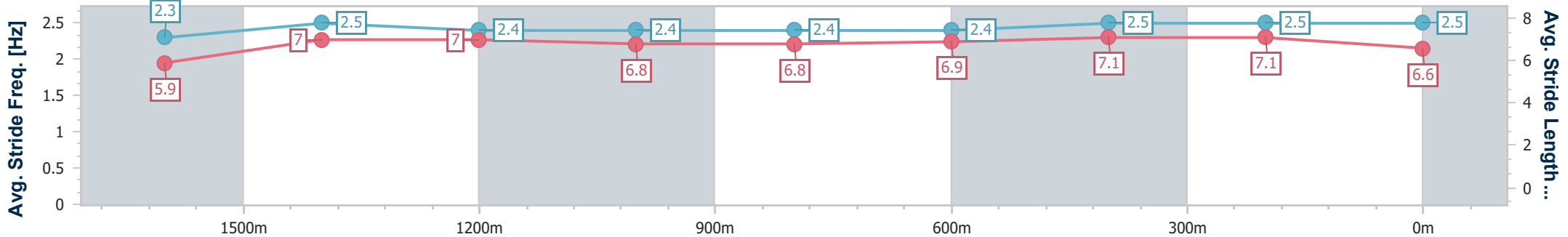
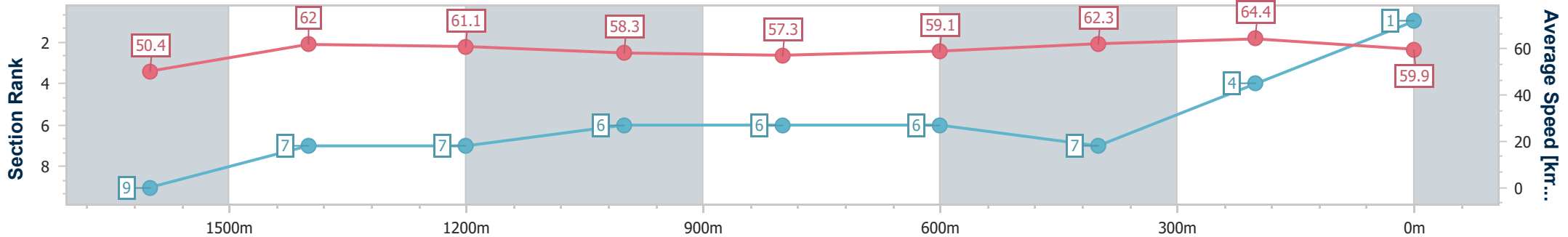
12 October 2024 - 11:44

Track Rating: Soft 5, Weather: Fine, Rail Position: +4m Entire



BRISBANE RACING CLUB

Section	Overall	1600m	1400m	1200m	1000m	800m	600m	400m	200m				
Section Times	1:51.93 [1] (0:15.99)	1:35.94 [9] (0:11.65)	1:24.29 [7] (0:11.81)	1:12.48 [7] (0:12.41)	1:00.07 [6] (0:12.70)	0:47.37 [6] (0:12.31)	0:35.06 [6] (0:11.76)	0:23.30 [7] (0:11.22)	0:12.08 [4]				
Average Speed [km/h]	50.4	62.0	61.1	58.3	57.3	59.1	62.3	64.4	59.9				
Top Speed [km/h]	62.8	63.0	62.1	60.5	58.6	62.3	63.4	65.5	62.7				
Avg. Dist. to Rail [m]	6.8	1.3	1.9	2.5	2.2	2.5	3.7	7.3	6.1				
Avg. Stride Freq. [Hz]	2.3	2.5	2.4	2.4	2.4	2.4	2.5	2.5	2.5				
Avg. Stride Length [m]	5.9	7.0	7.0	6.8	6.8	6.9	7.1	7.1	6.6				



- [] Ranking at each section and finish
- .-.- No data available at this section
- NA No data available



Horse/Jockey Name	Banksia Beach
Final Rank	2
Fastest Section Time (Section)	0:11.47 (400m)
Top Speed [km/h] (Section)	65.5 (600m)
Race State	Finished

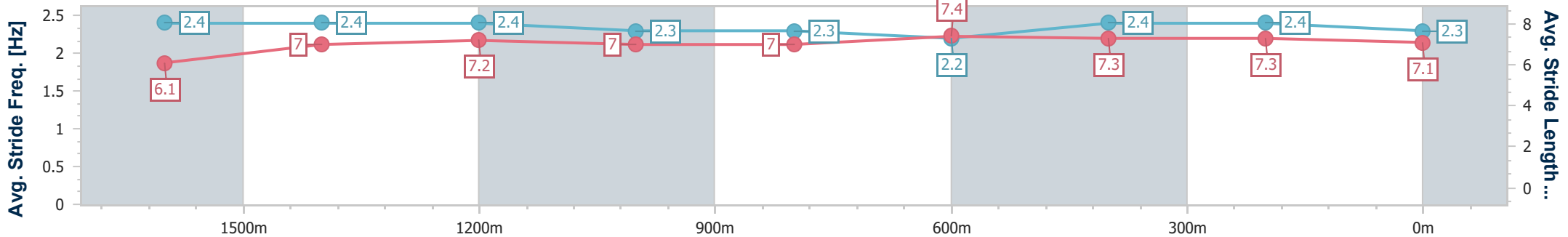
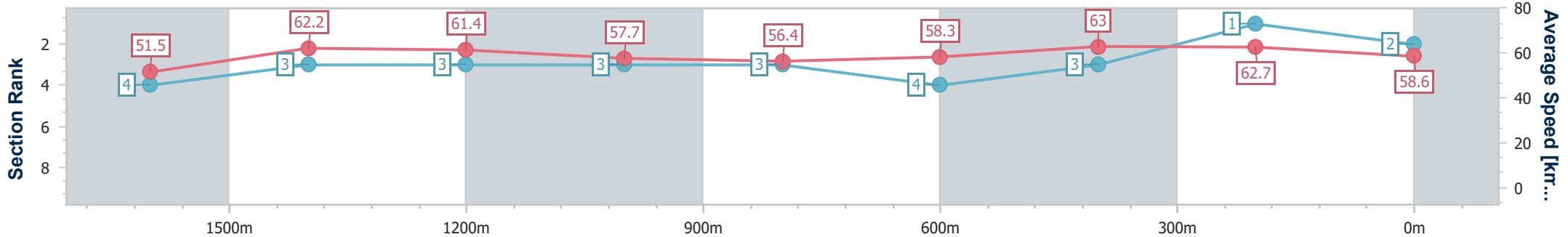


Eagle Farm QLD Professional
Race 1: Road to Magic Millions on Sale QTIS Three-Years-Old Handicap - 1820m
 12 October 2024 - 11:44
 Track Rating: Soft 5, Weather: Fine, Rail Position: +4m Entire



BRISBANE
RACING CLUB

Section	Overall	1600m	1400m	1200m	1000m	800m	600m	400m	200m
Section Times	1:52.01 [2] (0:15.61)	1:36.40 [4] (0:11.60)	1:24.80 [3] (0:11.79)	1:13.01 [3] (0:12.49)	1:00.52 [3] (0:12.80)	0:47.72 [3] (0:12.36)	0:35.36 [4] (0:11.51)	0:23.85 [3] (0:11.47)	0:12.38 [1] (0:12.38)
Average Speed [km/h]	51.5	62.2	61.4	57.7	56.4	58.3	63.0	62.7	58.6
Top Speed [km/h]	63.8	64.3	63.9	58.7	57.4	60.8	65.5	65.1	60.4
Avg. Dist. to Rail [m]	5.5	1.6	2.0	1.7	0.9	0.6	1.4	3.4	3.9
Avg. Stride Freq. [Hz]	2.4	2.4	2.4	2.3	2.3	2.2	2.4	2.4	2.3
Avg. Stride Length [m]	6.1	7.0	7.2	7.0	7.0	7.4	7.3	7.3	7.1



- [] Ranking at each section and finish
- .-.- No data available at this section
- NA No data available



Horse/Jockey Name	Pride Of Savabella
Final Rank	3
Fastest Section Time (Section)	0:11.37 (400m)
Top Speed [km/h] (Section)	65.8 (600m)
Race State	Finished

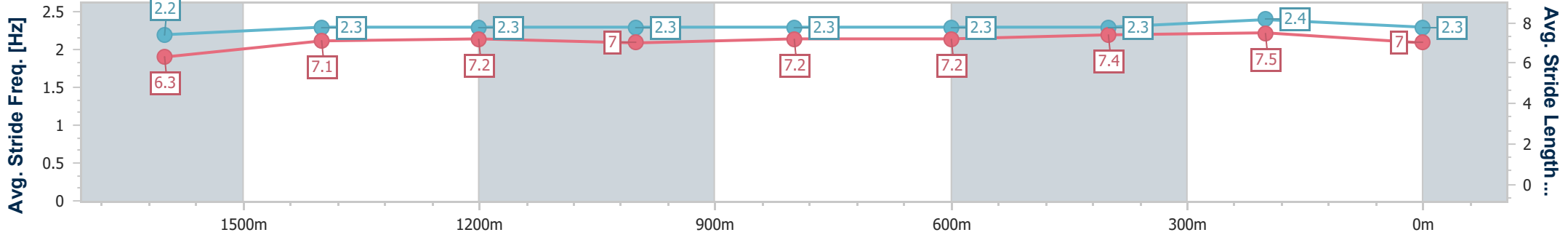
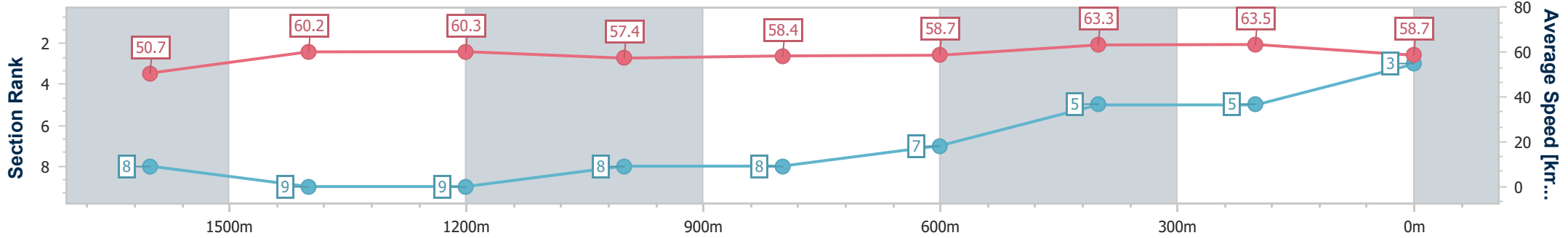


Eagle Farm QLD Professional
Race 1: Road to Magic Millions on Sale QTIS Three-Years-Old Handicap - 1820m
 12 October 2024 - 11:44
 Track Rating: Soft 5, Weather: Fine, Rail Position: +4m Entire



BRISBANE
RACING CLUB

Section	Overall	1600m	1400m	1200m	1000m	800m	600m	400m	200m
Section Times	1:52.17 [3] (0:15.86)	1:36.31 [8] (0:12.13)	1:24.18 [9] (0:11.96)	1:12.22 [9] (0:12.53)	0:59.69 [8] (0:12.26)	0:47.43 [8] (0:12.26)	0:35.17 [7] (0:11.50)	0:23.67 [5] (0:11.37)	0:12.30 [5] (0:12.30)
Average Speed [km/h]	50.7	60.2	60.3	57.4	58.4	58.7	63.3	63.5	58.7
Top Speed [km/h]	63.1	61.0	60.7	59.5	60.2	63.3	65.8	64.5	61.6
Avg. Dist. to Rail [m]	7.5	3.1	1.7	0.5	1.2	0.8	2.8	1.1	0.3
Avg. Stride Freq. [Hz]	2.2	2.3	2.3	2.3	2.3	2.3	2.3	2.4	2.3
Avg. Stride Length [m]	6.3	7.1	7.2	7.0	7.2	7.2	7.4	7.5	7.0



- [] Ranking at each section and finish
- .-.- No data available at this section
- NA No data available



Horse/Jockey Name	The Torque Factor
Final Rank	4
Fastest Section Time (Section)	0:11.75 (1600m)
Top Speed [km/h] (Section)	64.1 (Overall)
Race State	Finished

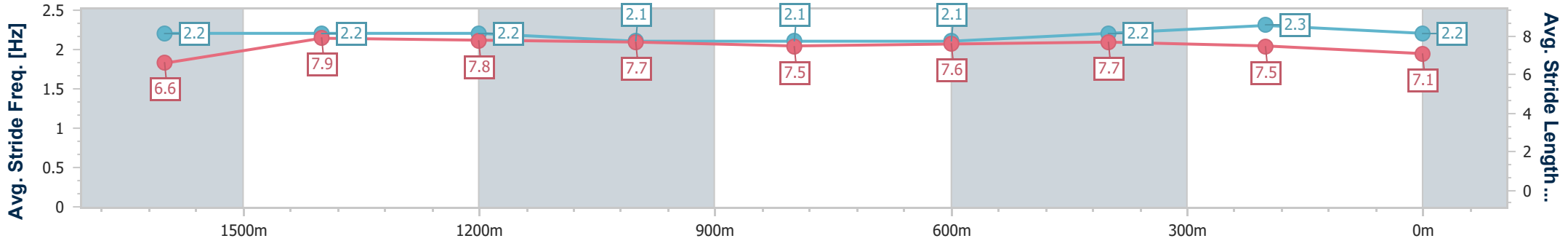
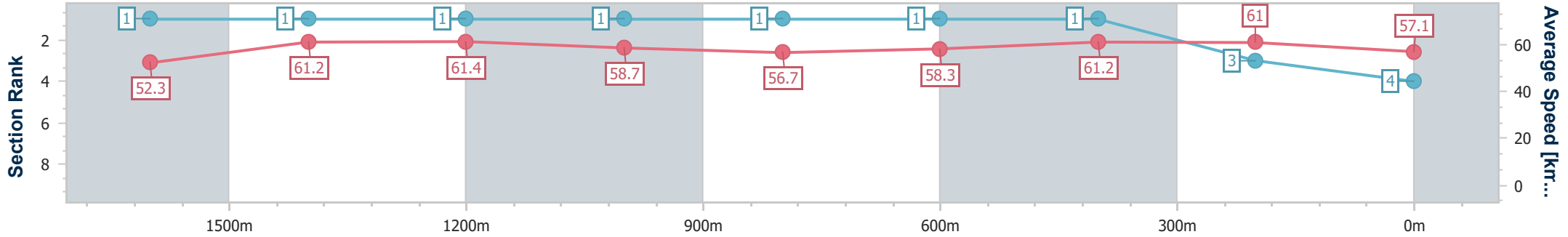


Eagle Farm QLD Professional
 Race 1: Road to Magic Millions on Sale QTIS Three-Years-Old Handicap - 1820m
 12 October 2024 - 11:44
 Track Rating: Soft 5, Weather: Fine, Rail Position: +4m Entire



BRISBANE RACING CLUB

Section	Overall	1600m	1400m	1200m	1000m	800m	600m	400m	200m
Section Times	1:52.43 [4] (0:15.22)	1:37.21 [1] (0:11.75)	1:25.46 [1] (0:11.75)	1:13.71 [1] (0:12.27)	1:01.44 [1] (0:12.71)	0:48.73 [1] (0:12.44)	0:36.29 [1] (0:11.81)	0:24.48 [1] (0:11.81)	0:12.67 [3] (0:12.67)
Average Speed [km/h]	52.3	61.2	61.4	58.7	56.7	58.3	61.2	61.0	57.1
Top Speed [km/h]	64.1	62.3	63.3	59.9	57.6	59.6	61.8	62.2	60.4
Avg. Dist. to Rail [m]	2.7	0.4	0.4	0.5	0.9	1.0	0.8	1.2	2.0
Avg. Stride Freq. [Hz]	2.2	2.2	2.2	2.1	2.1	2.1	2.2	2.3	2.2
Avg. Stride Length [m]	6.6	7.9	7.8	7.7	7.5	7.6	7.7	7.5	7.1



- [] Ranking at each section and finish
- .-.- No data available at this section
- NA No data available



Horse/Jockey Name	Remlap Kava
Final Rank	5
Fastest Section Time (Section)	0:11.52 (600m)
Top Speed [km/h] (Section)	64.9 (600m)
Race State	Finished

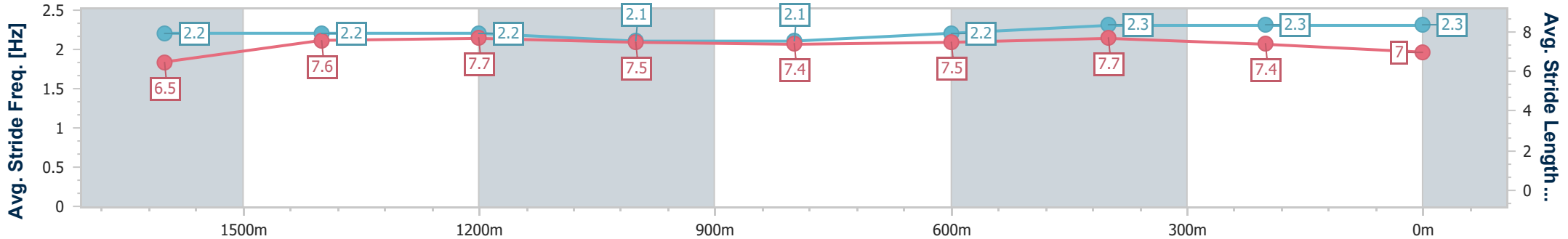
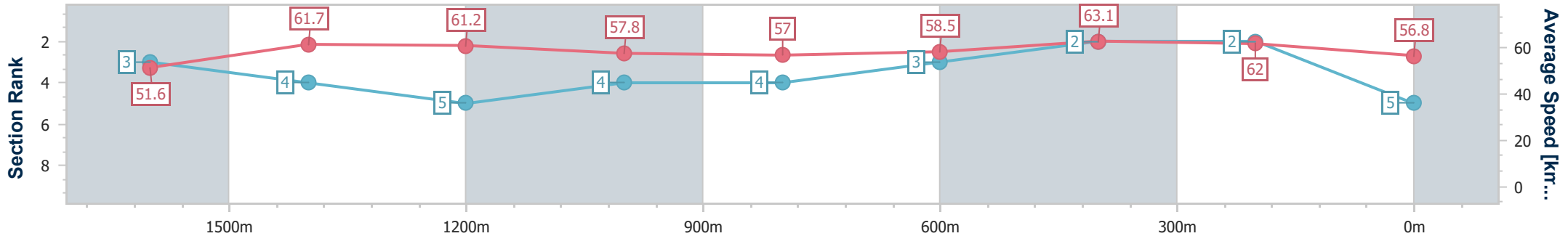


Eagle Farm QLD Professional
 Race 1: Road to Magic Millions on Sale QTIS Three-Years-Old Handicap - 1820m
 12 October 2024 - 11:44
 Track Rating: Soft 5, Weather: Fine, Rail Position: +4m Entire



BRISBANE RACING CLUB

Section	Overall	1600m	1400m	1200m	1000m	800m	600m	400m	200m
Section Times	1:52.52 [5] (0:15.59)	1:36.93 [3] (0:11.73)	1:25.20 [4] (0:11.82)	1:13.38 [5] (0:12.48)	1:00.90 [4] (0:12.71)	0:48.19 [4] (0:12.30)	0:35.89 [3] (0:11.52)	0:24.37 [2] (0:11.60)	0:12.77 [2] (0:12.77)
Average Speed [km/h]	51.6	61.7	61.2	57.8	57.0	58.5	63.1	62.0	56.8
Top Speed [km/h]	64.7	63.8	62.5	59.2	57.8	60.4	64.9	64.8	59.1
Avg. Dist. to Rail [m]	5.7	2.3	2.1	2.5	1.2	0.5	1.6	3.5	4.2
Avg. Stride Freq. [Hz]	2.2	2.2	2.2	2.1	2.1	2.2	2.3	2.3	2.3
Avg. Stride Length [m]	6.5	7.6	7.7	7.5	7.4	7.5	7.7	7.4	7.0



- [] Ranking at each section and finish
- .-.- No data available at this section
- NA No data available



Horse/Jockey Name	Harley Charlie
Final Rank	6
Fastest Section Time (Section)	0:11.51 (400m)
Top Speed [km/h] (Section)	64.3 (400m)
Race State	Finished

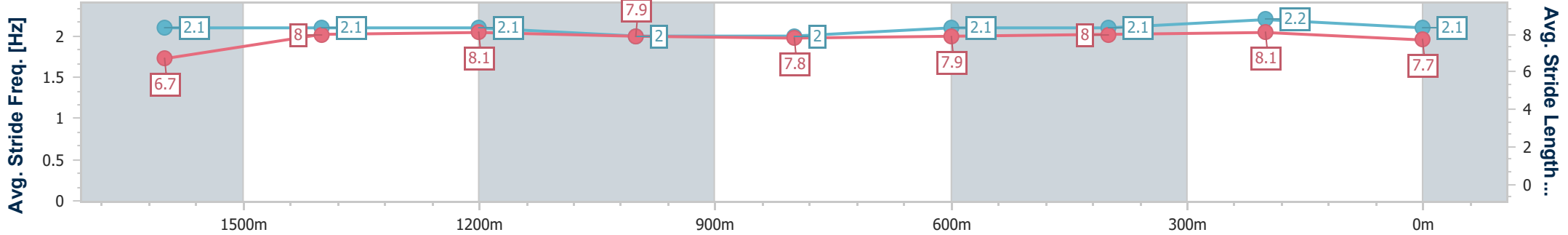
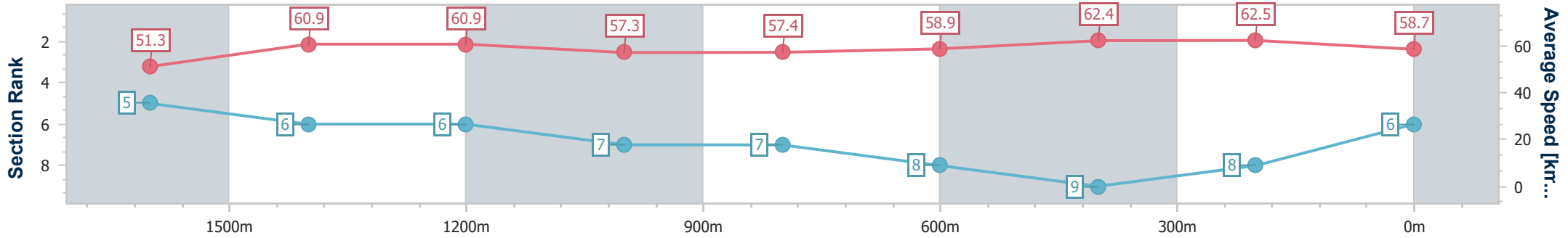


Eagle Farm QLD Professional
 Race 1: Road to Magic Millions on Sale QTIS Three-Years-Old Handicap - 1820m
 12 October 2024 - 11:44
 Track Rating: Soft 5, Weather: Fine, Rail Position: +4m Entire



BRISBANE RACING CLUB

Section	Overall	1600m	1400m	1200m	1000m	800m	600m	400m	200m
Section Times	1:52.59 [6] (0:15.62)	1:36.97 [5] (0:11.94)	1:25.03 [6] (0:11.85)	1:13.18 [6] (0:12.62)	1:00.56 [7] (0:12.68)	0:47.88 [7] (0:12.31)	0:35.57 [8] (0:11.71)	0:23.86 [9] (0:11.51)	0:12.35 [8] (0:12.35)
Average Speed [km/h]	51.3	60.9	60.9	57.3	57.4	58.9	62.4	62.5	58.7
Top Speed [km/h]	62.5	61.7	62.2	58.7	58.0	63.0	63.3	64.3	61.0
Avg. Dist. to Rail [m]	3.8	3.3	3.7	4.0	2.7	1.4	2.9	1.6	1.5
Avg. Stride Freq. [Hz]	2.1	2.1	2.1	2.0	2.0	2.1	2.1	2.2	2.1
Avg. Stride Length [m]	6.7	8.0	8.1	7.9	7.8	7.9	8.0	8.1	7.7



- [] Ranking at each section and finish
- .-.- No data available at this section
- NA No data available



Horse/Jockey Name	Misting
Final Rank	7
Fastest Section Time (Section)	0:11.22 (400m)
Top Speed [km/h] (Section)	67.0 (400m)
Race State	Finished

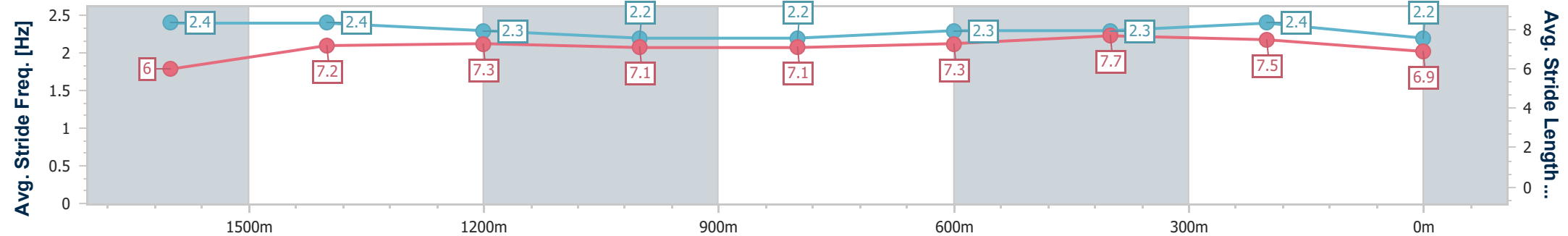
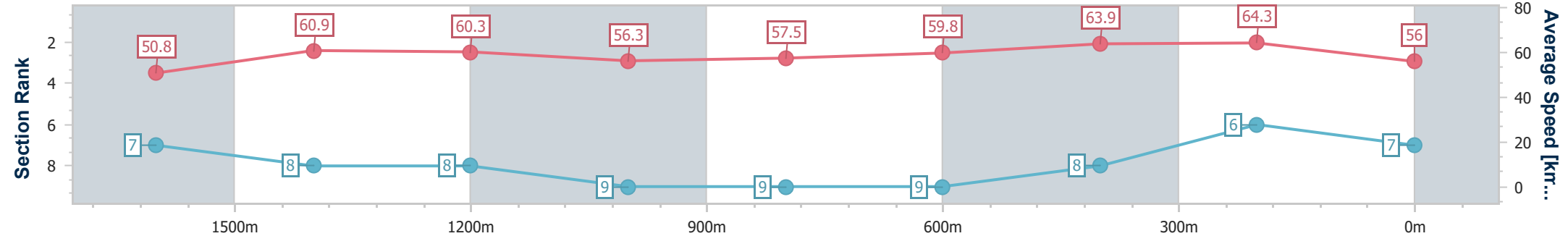


Eagle Farm QLD Professional
 Race 1: Road to Magic Millions on Sale QTIS Three-Years-Old Handicap - 1820m
 12 October 2024 - 11:44
 Track Rating: Soft 5, Weather: Fine, Rail Position: +4m Entire



BRISBANE RACING CLUB

Section	Overall	1600m	1400m	1200m	1000m	800m	600m	400m	200m			
Section Times	1:52.73 [7] (0:15.81)	1:36.92 [7] (0:11.97)	1:24.95 [8] (0:11.96)	1:12.99 [8] (0:12.78)	1:00.21 [9] (0:12.60)	0:47.61 [9] (0:12.10)	0:35.51 [9] (0:11.45)	0:24.06 [8] (0:11.22)	0:12.84 [6] (0:12.84)			
Average Speed [km/h]	50.8	60.9	60.3	56.3	57.5	59.8	63.9	64.3	56.0			
Top Speed [km/h]	63.2	62.7	61.6	59.0	58.8	64.5	66.1	67.0	60.2			
Avg. Dist. to Rail [m]	6.4	2.6	2.5	2.5	1.4	1.0	3.4	6.9	7.6			
Avg. Stride Freq. [Hz]	2.4	2.4	2.3	2.2	2.2	2.3	2.3	2.4	2.2			
Avg. Stride Length [m]	6.0	7.2	7.3	7.1	7.1	7.3	7.7	7.5	6.9			



- [] Ranking at each section and finish
- .-.- No data available at this section
- NA No data available



Horse/Jockey Name	Cherry Lips
Final Rank	8
Fastest Section Time (Section)	0:11.53 (400m)
Top Speed [km/h] (Section)	64.8 (Overall)
Race State	Finished

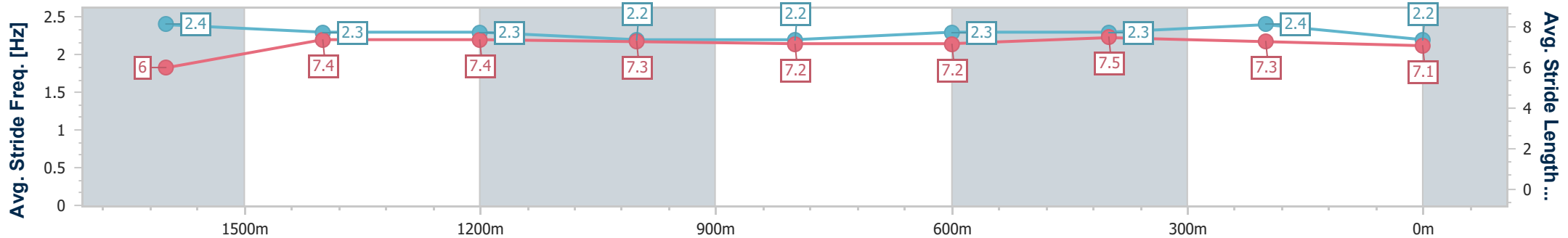
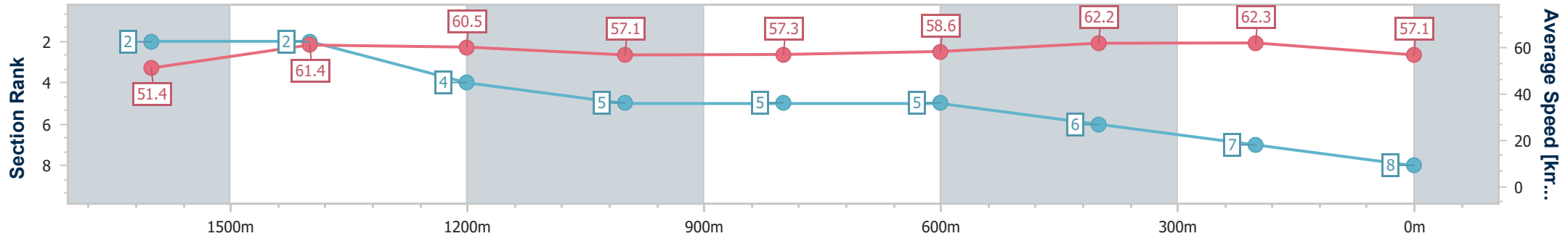


Eagle Farm QLD Professional
 Race 1: Road to Magic Millions on Sale QTIS Three-Years-Old Handicap - 1820m
 12 October 2024 - 11:44
 Track Rating: Soft 5, Weather: Fine, Rail Position: +4m Entire



BRISBANE RACING CLUB

Section	Overall	1600m	1400m	1200m	1000m	800m	600m	400m	200m
Section Times	1:52.79 [8] (0:15.36)	1:37.43 [2] (0:11.78)	1:25.65 [2] (0:11.94)	1:13.71 [4] (0:12.62)	1:01.09 [5] (0:12.75)	0:48.34 [5] (0:12.36)	0:35.98 [5] (0:11.76)	0:24.22 [6] (0:11.53)	0:12.69 [7] (0:12.69)
Average Speed [km/h]	51.4	61.4	60.5	57.1	57.3	58.6	62.2	62.3	57.1
Top Speed [km/h]	64.8	63.3	61.6	58.6	57.8	61.5	64.0	63.8	59.3
Avg. Dist. to Rail [m]	2.8	1.2	2.6	3.6	2.7	1.5	2.8	6.1	5.7
Avg. Stride Freq. [Hz]	2.4	2.3	2.3	2.2	2.2	2.3	2.3	2.4	2.2
Avg. Stride Length [m]	6.0	7.4	7.4	7.3	7.2	7.2	7.5	7.3	7.1



- [] Ranking at each section and finish
- .-.- No data available at this section
- NA No data available



Horse/Jockey Name	Stapleton
Final Rank	9
Fastest Section Time (Section)	0:11.59 (1400m)
Top Speed [km/h] (Section)	64.0 (1400m)
Race State	Finished

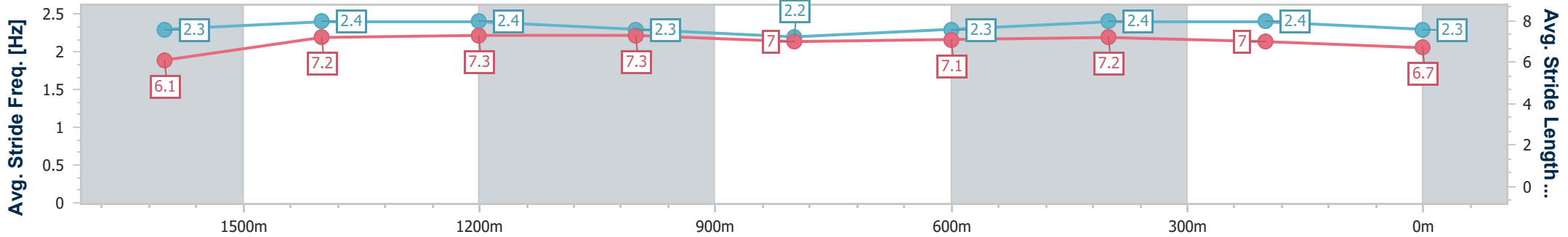
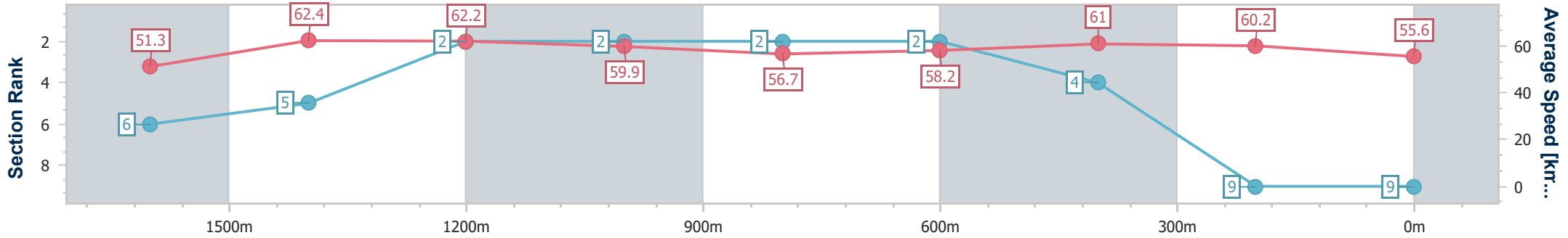


Eagle Farm QLD Professional
 Race 1: Road to Magic Millions on Sale QTIS Three-Years-Old Handicap - 1820m
 12 October 2024 - 11:44
 Track Rating: Soft 5, Weather: Fine, Rail Position: +4m Entire



BRISBANE RACING CLUB

Section	Overall	1600m	1400m	1200m	1000m	800m	600m	400m	200m
Section Times	1:53.26 [9] (0:15.72)	1:37.54 [6] (0:11.63)	1:25.91 [5] (0:11.59)	1:14.32 [2] (0:12.06)	1:02.26 [2] (0:12.85)	0:49.41 [2] (0:12.50)	0:36.91 [2] (0:11.95)	0:24.96 [4] (0:11.96)	0:13.00 [9] (0:13.00)
Average Speed [km/h]	51.3	62.4	62.2	59.9	56.7	58.2	61.0	60.2	55.6
Top Speed [km/h]	63.8	63.2	64.0	61.3	57.4	60.4	61.7	62.1	58.1
Avg. Dist. to Rail [m]	8.0	2.1	3.1	3.6	2.7	2.1	2.2	3.3	4.5
Avg. Stride Freq. [Hz]	2.3	2.4	2.4	2.3	2.2	2.3	2.4	2.4	2.3
Avg. Stride Length [m]	6.1	7.2	7.3	7.3	7.0	7.1	7.2	7.0	6.7



- [] Ranking at each section and finish
- .-.- No data available at this section
- NA No data available