



Aquis Park Gold Coast Poly QLD Professional

Race 3: RHEEM: PLUMBING MADE EASY BM65 Handicap - 1540m



12 October 2024 - 14:24

Track Rating: Synthetic, Weather: Fine, Rail Position: True

Section		Overall	1400m	1200m	1000m	800m	600m	400m	Last 600m				
Field Times		1:32.42 (0:10.38)	1:22.04 (0:11.61)	1:10.43 (0:11.25)	0:59.18 (0:11.00)	0:48.18 (0:11.37)	0:36.81 (0:11.73)	0:25.08 (0:12.26)	0:36.81				
Rank	TAB Horse/Jockey	Barrier	Top Speed [km/h]	Fastest Section									Distance Travelled [m]
1	2 LIVING FREE Jace McMurray	2	66.6	0:10.52	1:32.42 [1] (0:10.52)	1:21.90 [3] (0:11.82)	1:10.08 [4] (0:11.24)	0:58.84 [5] (0:10.98)	0:47.86 [5] (0:11.23)	0:36.63 [3] (0:11.62)	0:25.01 [3] (0:12.19)	0:36.63	
2	8 ORIGINAL GLAZE Dan McGillivray	5	67.0	0:10.45	1:32.56 [2] (0:10.45)	1:22.11 [2] (0:11.67)	1:10.44 [2] (0:11.19)	0:59.25 [3] (0:11.03)	0:48.22 [2] (0:11.27)	0:36.95 [1] (0:11.73)	0:25.22 [1] (0:12.32)	0:36.95	-3
3	3 SILVER WARRIOR Jade Hampson	1	66.9	0:10.61	1:32.62 [3] (0:10.61)	1:22.01 [4] (0:11.70)	1:10.31 [3] (0:11.32)	0:58.99 [6] (0:10.91)	0:48.08 [4] (0:11.26)	0:36.82 [4] (0:11.79)	0:25.03 [5] (0:12.41)	0:36.82	-8
4	5 TAKUNAI Rikki Jamieson	6	66.4	0:10.84	1:32.85 [4] (0:10.84)	1:22.01 [7] (0:11.69)	1:10.32 [7] (0:11.36)	0:58.96 [7] (0:11.01)	0:47.95 [7] (0:11.18)	0:36.77 [6] (0:11.68)	0:25.09 [6] (0:12.29)	0:36.77	-4
5	6 WONFORWAZZA Micheal Hellyer	3	67.4	0:10.65	1:33.53 [5] (0:10.65)	1:22.88 [6] (0:11.76)	1:11.12 [5] (0:10.83)	1:00.29 [1] (0:11.18)	0:49.11 [3] (0:11.39)	0:37.72 [5] (0:11.68)	0:26.04 [4] (0:12.49)	0:37.72	+3
6	1 AVENUE OF STARS Corey Sutherland	8	66.8	0:10.63	1:33.88 [6] (0:10.63)	1:23.25 [5] (0:11.83)	1:11.42 [6] (0:10.92)	1:00.50 [4] (0:11.20)	0:49.30 [6] (0:11.55)	0:37.75 [7] (0:11.89)	0:25.86 [7] (0:12.65)	0:37.75	+3
7	7 FRAPPES Kirk Matheson	4	66.7	0:10.38	1:33.89 [7] (0:10.38)	1:23.51 [1] (0:11.61)	1:11.90 [1] (0:11.30)	1:00.60 [2] (0:10.95)	0:49.65 [1] (0:11.38)	0:38.27 [2] (0:11.76)	0:26.51 [2] (0:12.74)	0:38.27	-13

Scratched: Shadyvale Storm (#4)

[] Ranking at each section and finish
 -:-:- No data available at this section
 NA No data available

SCN Saddle cloth number
 DNF Did not finish
 DNT Did not track



Aquis Park Gold Coast Poly QLD Professional
Race 3: RHEEM: PLUMBING MADE EASY BM65 Handicap - 1540m
12 October 2024 - 14:24



Track Rating: Synthetic, Weather: Fine, Rail Position: True

Section							200m			Last 600m
Field Times							0:12.82 (0:12.82)			0:36.81
Rank	TAB	Horse/Jockey	Barrier	Top Speed [km/h]	Fastest Section	Margin			Distance Travelled [m]	
1	2	LIVING FREE Jace McMurray	2	66.6 1000m	0:10.52 Overall	0:12.82 [1] (0:12.82)	1:32.42		0:36.63	
2	8	ORIGINAL GLAZE Dan McGillivray	5	67.0 1200m	0:10.45 Overall	0:12.90 [2] (0:12.90)	0.8L		0:36.95 -3	
3	3	SILVER WARRIOR Jade Hampson	1	66.9 1000m	0:10.61 Overall	0:12.62 [4] (0:12.62)	1L		0:36.82 -8	
4	5	TAKUNAI Rikki Jamieson	6	66.4 1000m	0:10.84 Overall	0:12.80 [5] (0:12.80)	2.3L		0:36.77 -4	
5	6	WONFORWAZZA Micheal Hellyer	3	67.4 1200m	0:10.65 Overall	0:13.55 [3] (0:13.55)	6.3L		0:37.72 +3	
6	1	AVENUE OF STARS Corey Sutherland	8	66.8 1200m	0:10.63 Overall	0:13.21 [7] (0:13.21)	8.3L		0:37.75 +3	
7	7	FRAPPES Kirk Matheson	4	66.7 1200m	0:10.38 Overall	0:13.77 [6] (0:13.77)	8.4L		0:38.27 -13	

Scratched: Shadyvale Storm (#4)



Horse/Jockey Name	Living Free
Final Rank	1
Fastest Section Time (Section)	0:10.52 (Overall)
Top Speed [km/h] (Section)	66.6 (1000m)
Race State	Finished



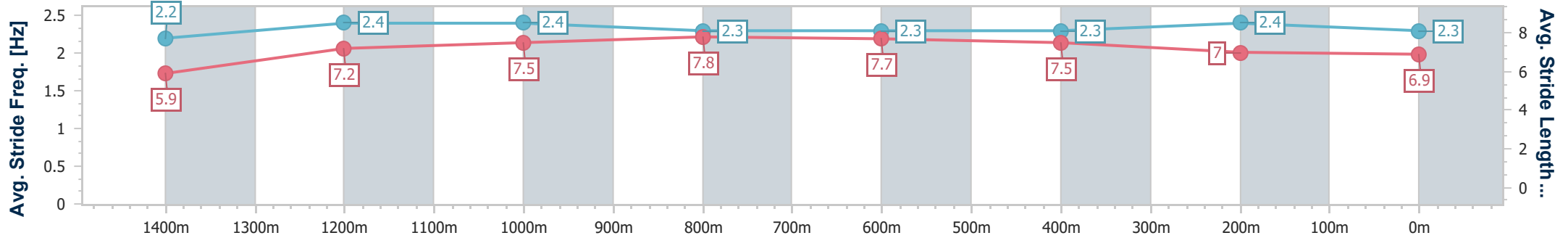
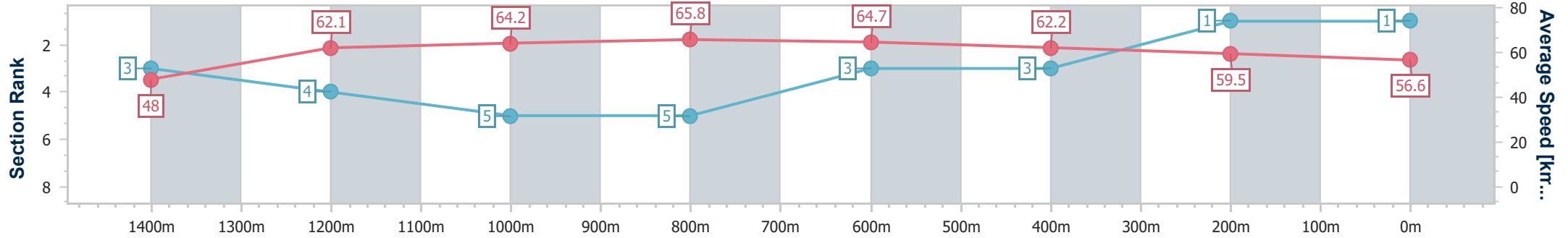
Aquis Park Gold Coast Poly QLD Professional
Race 3: RHEEM: PLUMBING MADE EASY BM65 Handicap - 1540m



12 October 2024 - 14:24

Track Rating: Synthetic, Weather: Fine, Rail Position: True

Section	Overall	1400m	1200m	1000m	800m	600m	400m	200m
Section Times	1:32.42 [1] (0:10.52)	1:21.90 [3] (0:11.82)	1:10.08 [4] (0:11.24)	0:58.84 [5] (0:10.98)	0:47.86 [5] (0:11.23)	0:36.63 [3] (0:11.62)	0:25.01 [3] (0:12.19)	0:12.82 [1] (0:12.82)
Average Speed [km/h]	48.0	62.1	64.2	65.8	64.7	62.2	59.5	56.6
Top Speed [km/h]	61.3	63.1	66.3	66.6	65.8	63.7	60.8	58.1
Avg. Dist. to Rail [m]	2.9	2.8	3.3	2.8	1.6	1.1	4.2	7.1
Avg. Stride Freq. [Hz]	2.2	2.4	2.4	2.3	2.3	2.3	2.4	2.3
Avg. Stride Length [m]	5.9	7.2	7.5	7.8	7.7	7.5	7.0	6.9



- [] Ranking at each section and finish
- .-.- No data available at this section
- NA No data available



Horse/Jockey Name	Original Glaze
Final Rank	2
Fastest Section Time (Section)	0:10.45 (Overall)
Top Speed [km/h] (Section)	67.0 (1200m)
Race State	Finished



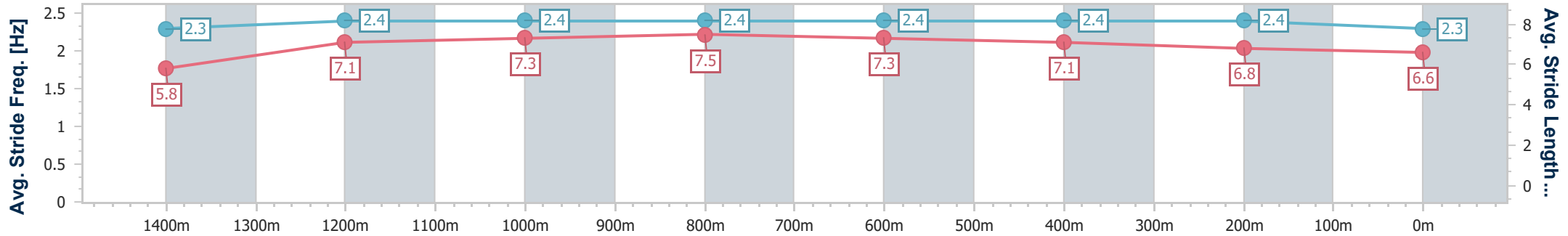
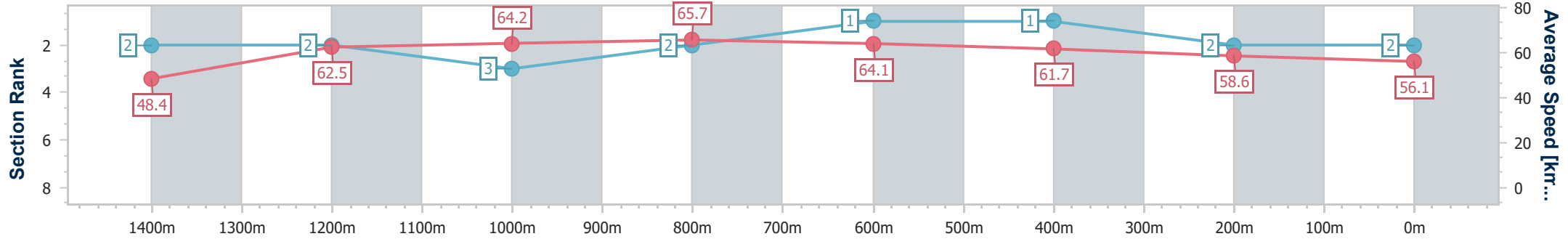
Aquis Park Gold Coast Poly QLD Professional
Race 3: RHEEM: PLUMBING MADE EASY BM65 Handicap - 1540m



12 October 2024 - 14:24

Track Rating: Synthetic, Weather: Fine, Rail Position: True

Section	Overall	1400m	1200m	1000m	800m	600m	400m	200m
Section Times	1:32.56 [2] (0:10.45)	1:22.11 [2] (0:11.67)	1:10.44 [2] (0:11.19)	0:59.25 [3] (0:11.03)	0:48.22 [2] (0:11.27)	0:36.95 [1] (0:11.73)	0:25.22 [1] (0:12.32)	0:12.90 [2] (0:12.90)
Average Speed [km/h]	48.4	62.5	64.2	65.7	64.1	61.7	58.6	56.1
Top Speed [km/h]	63.1	63.3	67.0	66.8	65.1	64.1	60.3	58.3
Avg. Dist. to Rail [m]	6.0	1.7	1.5	1.5	0.6	1.3	2.5	3.9
Avg. Stride Freq. [Hz]	2.3	2.4	2.4	2.4	2.4	2.4	2.4	2.3
Avg. Stride Length [m]	5.8	7.1	7.3	7.5	7.3	7.1	6.8	6.6



- [] Ranking at each section and finish
- .-.- No data available at this section
- NA No data available



Horse/Jockey Name	Silver Warrior
Final Rank	3
Fastest Section Time (Section)	0:10.61 (Overall)
Top Speed [km/h] (Section)	66.9 (1000m)
Race State	Finished



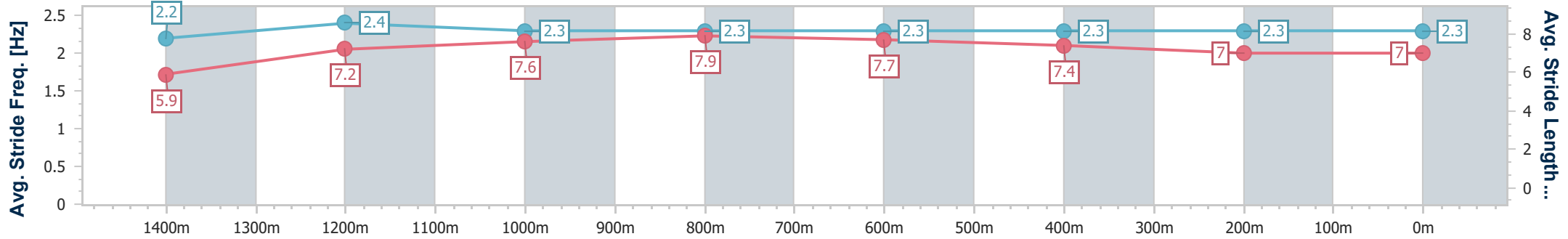
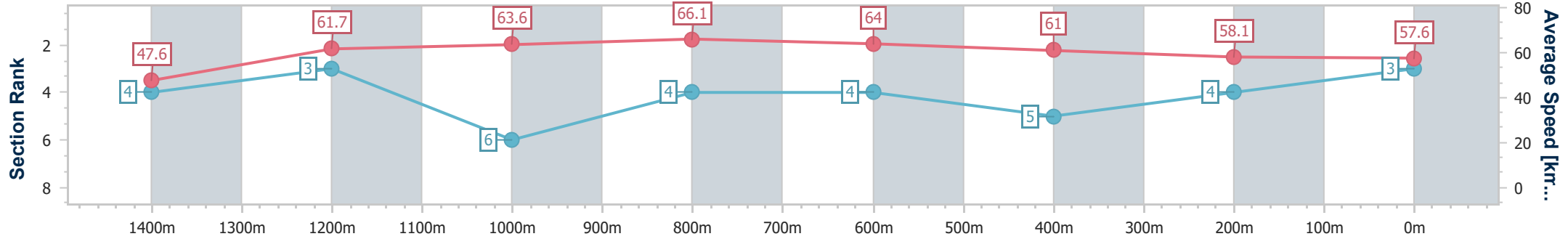
Aquis Park Gold Coast Poly QLD Professional
 Race 3: RHEEM: PLUMBING MADE EASY BM65 Handicap - 1540m



12 October 2024 - 14:24

Track Rating: Synthetic, Weather: Fine, Rail Position: True

Section	Overall	1400m	1200m	1000m	800m	600m	400m	200m
Section Times	1:32.62 [3] (0:10.61)	1:22.01 [4] (0:11.70)	1:10.31 [3] (0:11.32)	0:58.99 [6] (0:10.91)	0:48.08 [4] (0:11.26)	0:36.82 [4] (0:11.79)	0:25.03 [5] (0:12.41)	0:12.62 [4] (0:12.62)
Average Speed [km/h]	47.6	61.7	63.6	66.1	64.0	61.0	58.1	57.6
Top Speed [km/h]	61.4	62.7	65.9	66.9	65.2	63.1	59.3	58.6
Avg. Dist. to Rail [m]	1.5	0.4	0.5	0.3	0.3	0.4	1.9	2.8
Avg. Stride Freq. [Hz]	2.2	2.4	2.3	2.3	2.3	2.3	2.3	2.3
Avg. Stride Length [m]	5.9	7.2	7.6	7.9	7.7	7.4	7.0	7.0



- [] Ranking at each section and finish
- .-.- No data available at this section
- NA No data available



Horse/Jockey Name	Takunai
Final Rank	4
Fastest Section Time (Section)	0:10.84 (Overall)
Top Speed [km/h] (Section)	66.4 (1000m)
Race State	Finished



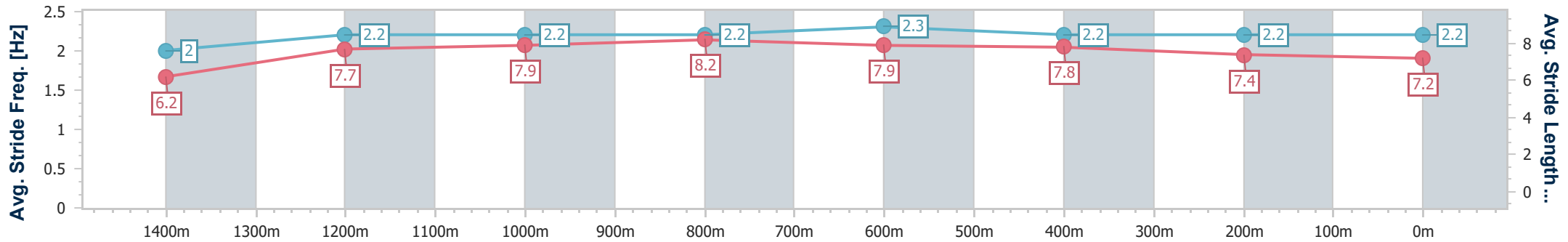
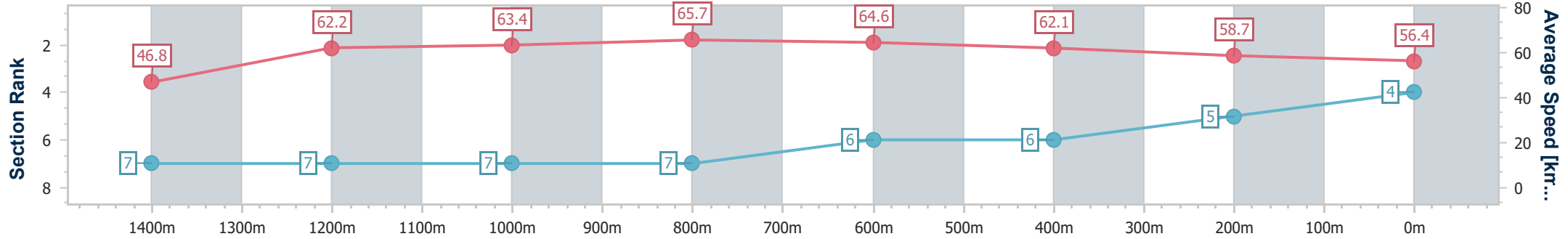
Aquis Park Gold Coast Poly QLD Professional
 Race 3: RHEEM: PLUMBING MADE EASY BM65 Handicap - 1540m



12 October 2024 - 14:24

Track Rating: Synthetic, Weather: Fine, Rail Position: True

Section	Overall	1400m	1200m	1000m	800m	600m	400m	200m
Section Times	1:32.85 [4] (0:10.84)	1:22.01 [7] (0:11.69)	1:10.32 [7] (0:11.36)	0:58.96 [7] (0:11.01)	0:47.95 [7] (0:11.18)	0:36.77 [6] (0:11.68)	0:25.09 [6] (0:12.29)	0:12.80 [5] (0:12.80)
Average Speed [km/h]	46.8	62.2	63.4	65.7	64.6	62.1	58.7	56.4
Top Speed [km/h]	62.3	63.2	64.5	66.4	65.6	63.9	60.4	58.3
Avg. Dist. to Rail [m]	5.3	1.7	3.0	2.1	0.8	0.9	4.4	6.3
Avg. Stride Freq. [Hz]	2.0	2.2	2.2	2.2	2.3	2.2	2.2	2.2
Avg. Stride Length [m]	6.2	7.7	7.9	8.2	7.9	7.8	7.4	7.2



- [] Ranking at each section and finish
- .-.- No data available at this section
- NA No data available



Horse/Jockey Name	Wonforwazza
Final Rank	5
Fastest Section Time (Section)	0:10.65 (Overall)
Top Speed [km/h] (Section)	67.4 (1200m)
Race State	Finished



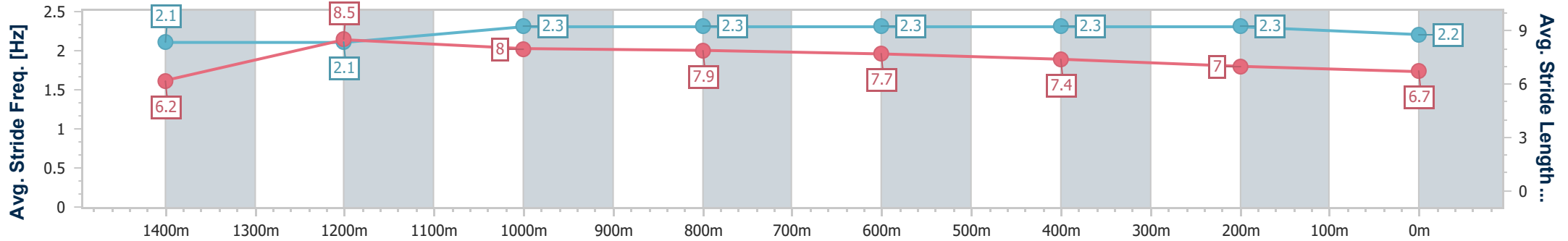
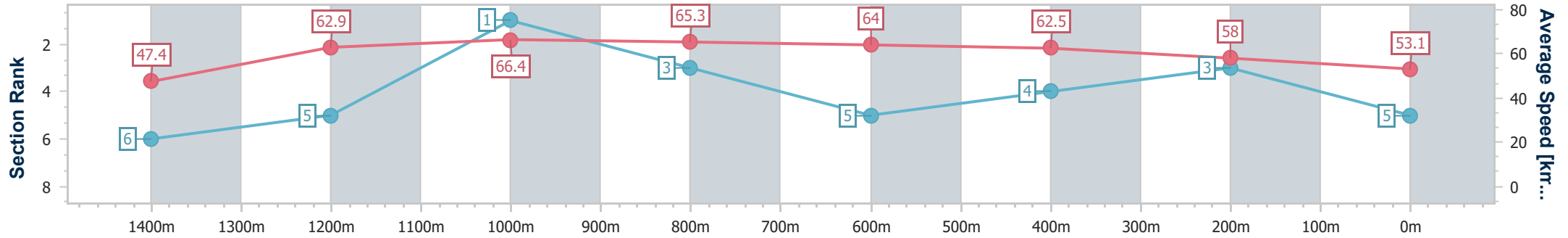
Aquis Park Gold Coast Poly QLD Professional
Race 3: RHEEM: PLUMBING MADE EASY BM65 Handicap - 1540m



12 October 2024 - 14:24

Track Rating: Synthetic, Weather: Fine, Rail Position: True

Section	Overall	1400m	1200m	1000m	800m	600m	400m	200m
Section Times	1:33.53 [5] (0:10.65)	1:22.88 [6] (0:11.76)	1:11.12 [5] (0:10.83)	1:00.29 [1] (0:11.18)	0:49.11 [3] (0:11.39)	0:37.72 [5] (0:11.68)	0:26.04 [4] (0:12.49)	0:13.55 [3] (0:13.55)
Average Speed [km/h]	47.4	62.9	66.4	65.3	64.0	62.5	58.0	53.1
Top Speed [km/h]	61.7	64.4	67.4	66.9	64.7	64.2	60.2	56.2
Avg. Dist. to Rail [m]	3.8	3.5	4.5	3.6	2.8	2.4	4.0	4.9
Avg. Stride Freq. [Hz]	2.1	2.1	2.3	2.3	2.3	2.3	2.3	2.2
Avg. Stride Length [m]	6.2	8.5	8.0	7.9	7.7	7.4	7.0	6.7



- [] Ranking at each section and finish
- .-.- No data available at this section
- NA No data available



Horse/Jockey Name	Avenue Of Stars
Final Rank	6
Fastest Section Time (Section)	0:10.63 (Overall)
Top Speed [km/h] (Section)	66.8 (1200m)
Race State	Finished



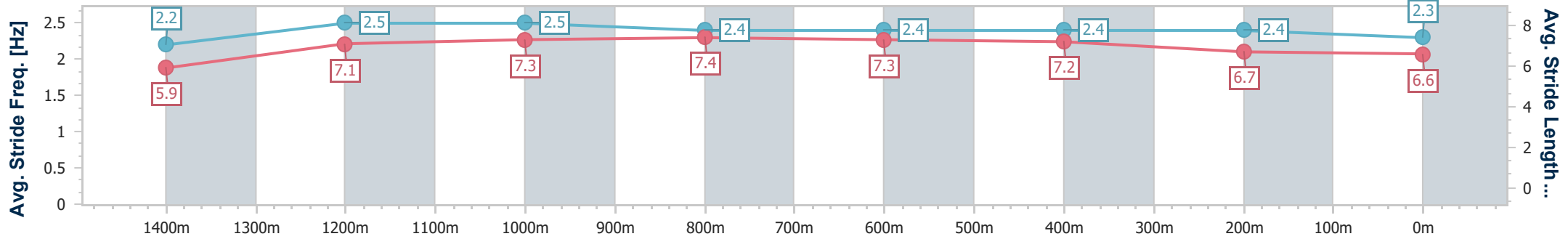
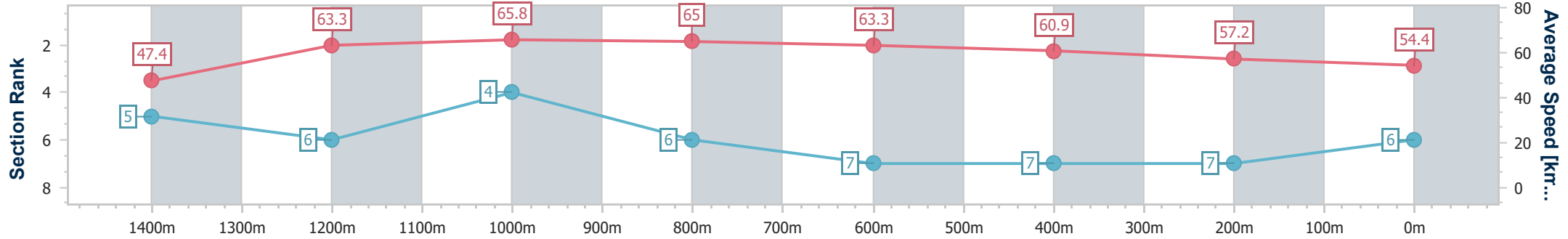
Aquis Park Gold Coast Poly QLD Professional
Race 3: RHEEM: PLUMBING MADE EASY BM65 Handicap - 1540m



12 October 2024 - 14:24

Track Rating: Synthetic, Weather: Fine, Rail Position: True

Section	Overall	1400m	1200m	1000m	800m	600m	400m	200m
Section Times	1:33.88 [6] (0:10.63)	1:23.25 [5] (0:11.83)	1:11.42 [6] (0:10.92)	1:00.50 [4] (0:11.20)	0:49.30 [6] (0:11.55)	0:37.75 [7] (0:11.89)	0:25.86 [7] (0:12.65)	0:13.21 [7] (0:13.21)
Average Speed [km/h]	47.4	63.3	65.8	65.0	63.3	60.9	57.2	54.4
Top Speed [km/h]	62.7	65.7	66.8	65.5	64.0	63.5	59.0	56.7
Avg. Dist. to Rail [m]	7.4	4.8	4.5	3.1	2.7	2.0	3.8	6.5
Avg. Stride Freq. [Hz]	2.2	2.5	2.5	2.4	2.4	2.4	2.4	2.3
Avg. Stride Length [m]	5.9	7.1	7.3	7.4	7.3	7.2	6.7	6.6



- [] Ranking at each section and finish
- .-.- No data available at this section
- NA No data available



Horse/Jockey Name	Frappes
Final Rank	7
Fastest Section Time (Section)	0:10.38 (Overall)
Top Speed [km/h] (Section)	66.7 (1200m)
Race State	Finished



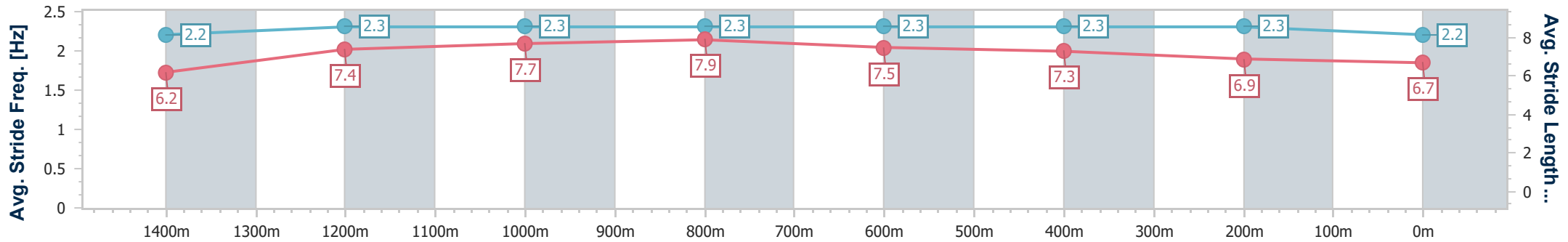
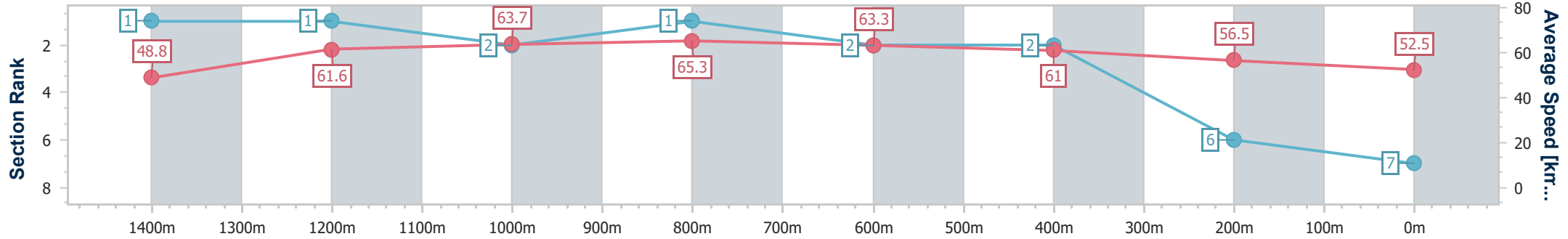
Aquis Park Gold Coast Poly QLD Professional
Race 3: RHEEM: PLUMBING MADE EASY BM65 Handicap - 1540m



12 October 2024 - 14:24

Track Rating: Synthetic, Weather: Fine, Rail Position: True

Section	Overall	1400m	1200m	1000m	800m	600m	400m	200m
Section Times	1:33.89 [7] (0:10.38)	1:23.51 [1] (0:11.61)	1:11.90 [1] (0:11.30)	1:00.60 [2] (0:10.95)	0:49.65 [1] (0:11.38)	0:38.27 [2] (0:11.76)	0:26.51 [2] (0:12.74)	0:13.77 [6] (0:13.77)
Average Speed [km/h]	48.8	61.6	63.7	65.3	63.3	61.0	56.5	52.5
Top Speed [km/h]	62.4	62.7	66.7	66.5	64.8	62.6	58.6	54.4
Avg. Dist. to Rail [m]	4.2	1.0	0.6	0.5	0.5	0.5	0.7	2.7
Avg. Stride Freq. [Hz]	2.2	2.3	2.3	2.3	2.3	2.3	2.3	2.2
Avg. Stride Length [m]	6.2	7.4	7.7	7.9	7.5	7.3	6.9	6.7



- [] Ranking at each section and finish
- .-.- No data available at this section
- NA No data available