



Sunshine Coast QLD Professional

Race 6: Sports Hub Kawana BM58 Handicap - 1400m

11 October 2024 - 20:00



Track Rating: Heavy 8, Weather: Fine, Rail Position: +7m Entire

Section		Overall	1200m	1000m	800m	600m	400m	Last 600m				
Field Times		1:25.63 (0:13.89)	1:11.74 (0:11.68)	1:00.06 (0:11.91)	0:48.15 (0:12.17)	0:35.98 (0:11.90)	0:24.08 (0:11.61)	0:35.98				
Rank	TAB Horse/Jockey	Barrier	Top Speed [km/h]	Fastest Section							Distance Travelled [m]	
1	9 HOOKS Nikita Beriman	3	64.1 400m	0:11.61 400m	1:25.63 [1] (0:13.89)	1:11.74 [1] (0:11.68)	1:00.06 [1] (0:11.91)	0:48.15 [1] (0:12.17)	0:35.98 [1] (0:11.90)	0:24.08 [1] (0:11.61)	0:35.98	
2	7 MARCH AS ONE Jake Bayliss	7	64.4 400m	0:11.46 400m	1:26.04 [2] (0:14.79)	1:11.25 [8] (0:11.86)	0:59.39 [7] (0:11.98)	0:47.41 [8] (0:11.91)	0:35.50 [7] (0:11.75)	0:23.75 [6] (0:11.46)	0:35.50	-2
3	2 KEEPMEINTHELOPE Jace McMurray	6	63.4 600m	0:11.68 1200m	1:26.06 [3] (0:14.06)	1:12.00 [2] (0:11.68)	1:00.32 [2] (0:11.95)	0:48.37 [2] (0:12.25)	0:36.12 [2] (0:11.81)	0:24.31 [2] (0:11.78)	0:36.12	+1
4	11 MAXIE TAP Justin Stanley	5	62.4 600m	0:11.75 1200m	1:26.64 [4] (0:14.32)	1:12.32 [4] (0:11.75)	1:00.57 [4] (0:11.96)	0:48.61 [4] (0:12.10)	0:36.51 [4] (0:11.81)	0:24.70 [3] (0:11.90)	0:36.51	+1
5	5 GULF OF SAROS Minonette Kennedy	1	62.2 400m	0:11.82 1200m	1:26.67 [5] (0:14.50)	1:12.17 [5] (0:11.82)	1:00.35 [5] (0:11.92)	0:48.43 [5] (0:12.02)	0:36.41 [5] (0:11.90)	0:24.51 [5] (0:11.86)	0:36.41	+1
6	4 CHANCE WITH WOLVES Corey Sutherland	4	62.5 1200m	0:11.74 400m	1:26.72 [6] (0:14.54)	1:12.18 [6] (0:11.81)	1:00.37 [6] (0:11.97)	0:48.40 [6] (0:12.06)	0:36.34 [6] (0:11.95)	0:24.39 [7] (0:11.74)	0:36.34	+1
7	14 MISSAYTER Cejay Graham	2	62.5 1200m	0:11.75 1200m	1:26.77 [7] (0:14.21)	1:12.56 [3] (0:11.75)	1:00.81 [3] (0:11.95)	0:48.86 [3] (0:12.09)	0:36.77 [3] (0:11.94)	0:24.83 [4] (0:11.92)	0:36.77	+1
8	8 ECHO HUNTER Sean Cormack	8	62.2 1200m	0:11.78 600m	1:27.31 [8] (0:14.87)	1:12.44 [9] (0:11.82)	1:00.62 [8] (0:11.93)	0:48.69 [7] (0:12.00)	0:36.69 [8] (0:11.78)	0:24.91 [8] (0:11.87)	0:36.69	+0
9	16 HELL OF A PRINCE Micheal Hellyer	9	61.9 600m	0:11.76 600m	1:28.48 [9] (0:14.76)	1:13.72 [7] (0:12.19)	1:01.53 [9] (0:12.03)	0:49.50 [9] (0:11.93)	0:37.57 [9] (0:11.76)	0:25.81 [9] (0:12.12)	0:37.57	-2

Scratched: Above The Sky (#6), Whistling Spirit (#1), Planned Encounter (#13), Mambo Dancer (#3), Little Spark (#12), Bleriot (#10), Valentino Tease (#15)

[] Ranking at each section and finish
 -:-:- No data available at this section
 NA No data available

SCN Saddle cloth number
 DNF Did not finish
 DNT Did not track



Sunshine Coast QLD Professional
Race 6: Sports Hub Kawana BM58 Handicap - 1400m
11 October 2024 - 20:00



Track Rating: Heavy 8, Weather: Fine, Rail Position: +7m Entire

Section				200m				Last 600m	
Field Times				0:12.47 (0:12.47)				0:35.98	
Rank	TAB	Horse/Jockey	Barrier	Top Speed [km/h]	Fastest Section	Margin			Distance Travelled [m]
1	9	HOOKS Nikita Beriman	3	64.1 400m	0:11.61 400m	0:12.47 [1] (0:12.47)	1:25.63		0:35.98
2	7	MARCH AS ONE Jake Bayliss	7	64.4 400m	0:11.46 400m	0:12.29 [3] (0:12.29)	2.3L		0:35.50 -2
3	2	KEEPMEINTHELOPE Jace McMurray	6	63.4 600m	0:11.68 1200m	0:12.53 [2] (0:12.53)	2.4L		0:36.12 +1
4	11	MAXIE TAP Justin Stanley	5	62.4 600m	0:11.75 1200m	0:12.80 [4] (0:12.80)	5.7L		0:36.51 +1
5	5	GULF OF SAROS Minonette Kennedy	1	62.2 400m	0:11.82 1200m	0:12.65 [6] (0:12.65)	5.8L		0:36.41 +1
6	4	CHANCE WITH WOLVES Corey Sutherland	4	62.5 1200m	0:11.74 400m	0:12.65 [7] (0:12.65)	6L		0:36.34 +1
7	14	MISSAYTER Cejay Graham	2	62.5 1200m	0:11.75 1200m	0:12.91 [5] (0:12.91)	6.2L		0:36.77 +1
8	8	ECHO HUNTER Sean Cormack	8	62.2 1200m	0:11.78 600m	0:13.04 [8] (0:13.04)	9.2L		0:36.69 +0
9	16	HELL OF A PRINCE Micheal Hellyer	9	61.9 600m	0:11.76 600m	0:13.69 [9] (0:13.69)	16L		0:37.57 -2

Scratched: Above The Sky (#6), Whistling Spirit (#1), Planned Encounter (#13), Mambo Dancer (#3), Little Spark (#12), Bleriot (#10), Valentino Tease (#15)

[] Ranking at each section and finish
 -:-:- No data available at this section
 NA No data available

SCN Saddle cloth number
 DNF Did not finish
 DNT Did not track



Horse/Jockey Name	Hooks
Final Rank	1
Fastest Section Time (Section)	0:11.61 (400m)
Top Speed [km/h] (Section)	64.1 (400m)
Race State	Finished



Sunshine Coast QLD Professional

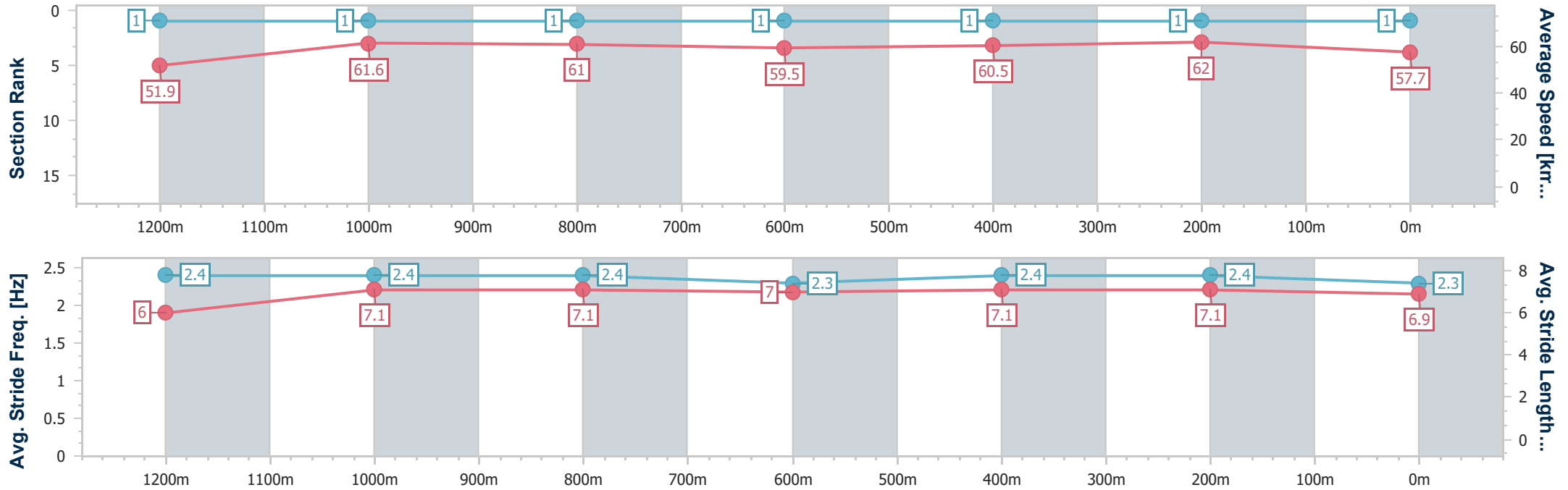
Race 6: Sports Hub Kawana BM58 Handicap - 1400m



11 October 2024 - 20:00

Track Rating: Heavy 8, Weather: Fine, Rail Position: +7m Entire

Section	Overall	1200m	1000m	800m	600m	400m	200m
Section Times	1:25.63 [1] (0:13.89)	1:11.74 [1] (0:11.68)	1:00.06 [1] (0:11.91)	0:48.15 [1] (0:12.17)	0:35.98 [1] (0:11.90)	0:24.08 [1] (0:11.61)	0:12.47 [1] (0:12.47)
Average Speed [km/h]	51.9	61.6	61.0	59.5	60.5	62.0	57.7
Top Speed [km/h]	63.2	63.0	61.1	60.2	61.5	64.1	60.4
Avg. Dist. to Rail [m]	4.5	2.3	2.1	1.3	0.3	1.7	2.2
Avg. Stride Freq. [Hz]	2.4	2.4	2.4	2.3	2.4	2.4	2.3
Avg. Stride Length [m]	6.0	7.1	7.1	7.0	7.1	7.1	6.9



- [] Ranking at each section and finish
- .-.- No data available at this section
- NA No data available



Horse/Jockey Name	March As One
Final Rank	2
Fastest Section Time (Section)	0:11.46 (400m)
Top Speed [km/h] (Section)	64.4 (400m)
Race State	Finished



Sunshine Coast QLD Professional

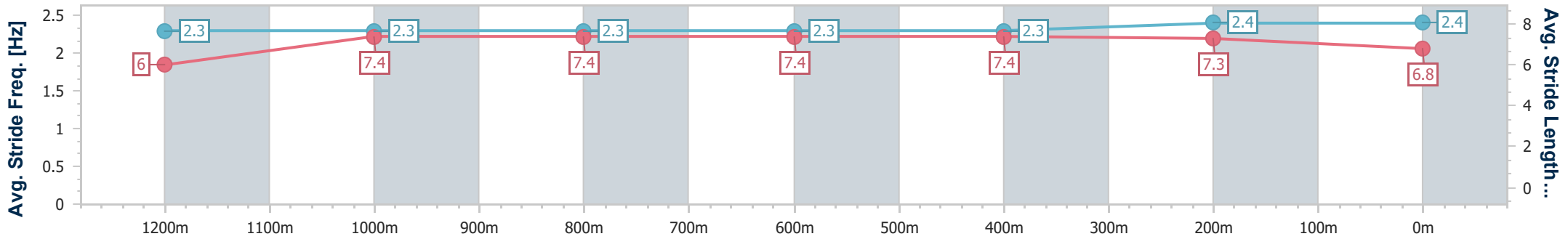
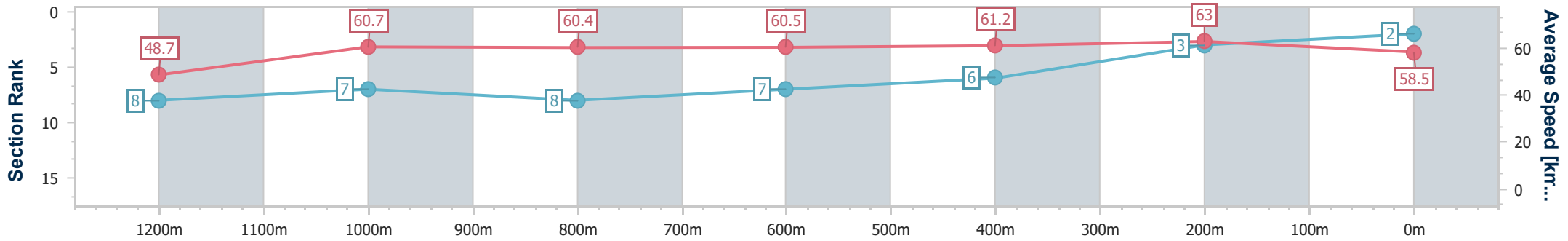
Race 6: Sports Hub Kawana BM58 Handicap - 1400m



11 October 2024 - 20:00

Track Rating: Heavy 8, Weather: Fine, Rail Position: +7m Entire

Section	Overall	1200m	1000m	800m	600m	400m	200m
Section Times	1:26.04 [2] (0:14.79)	1:11.25 [8] (0:11.86)	0:59.39 [7] (0:11.98)	0:47.41 [8] (0:11.91)	0:35.50 [7] (0:11.75)	0:23.75 [6] (0:11.46)	0:12.29 [3] (0:12.29)
Average Speed [km/h]	48.7	60.7	60.4	60.5	61.2	63.0	58.5
Top Speed [km/h]	59.9	61.9	60.8	61.0	62.4	64.4	61.2
Avg. Dist. to Rail [m]	6.4	2.3	1.7	0.4	0.3	1.0	2.5
Avg. Stride Freq. [Hz]	2.3	2.3	2.3	2.3	2.3	2.4	2.4
Avg. Stride Length [m]	6.0	7.4	7.4	7.4	7.4	7.3	6.8



- [] Ranking at each section and finish
- .-.- No data available at this section
- NA No data available



Horse/Jockey Name	Keepmeinthelepe
Final Rank	3
Fastest Section Time (Section)	0:11.68 (1200m)
Top Speed [km/h] (Section)	63.4 (600m)
Race State	Finished



Sunshine Coast QLD Professional

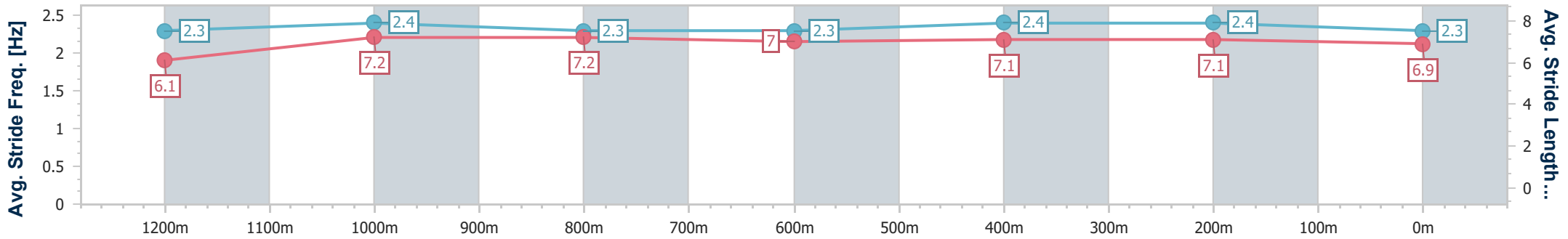
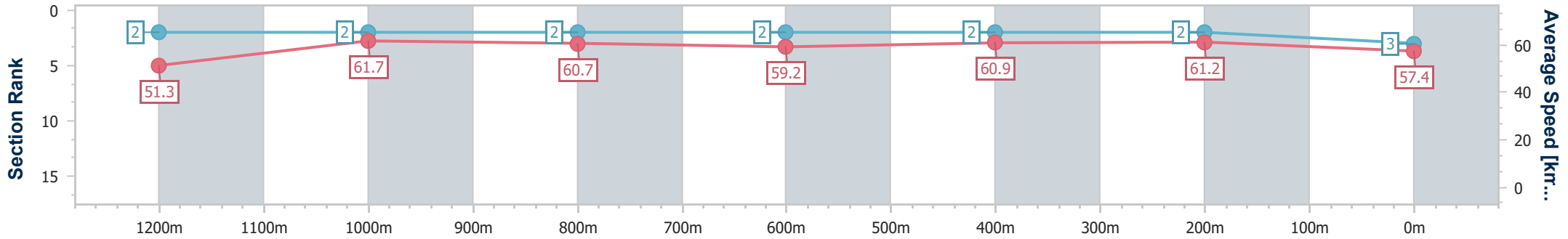
Race 6: Sports Hub Kawana BM58 Handicap - 1400m



11 October 2024 - 20:00

Track Rating: Heavy 8, Weather: Fine, Rail Position: +7m Entire

Section	Overall	1200m	1000m	800m	600m	400m	200m
Section Times	1:26.06 [3] (0:14.06)	1:12.00 [2] (0:11.68)	1:00.32 [2] (0:11.95)	0:48.37 [2] (0:12.25)	0:36.12 [2] (0:11.81)	0:24.31 [2] (0:11.78)	0:12.53 [2] (0:12.53)
Average Speed [km/h]	51.3	61.7	60.7	59.2	60.9	61.2	57.4
Top Speed [km/h]	62.3	62.5	61.5	60.3	63.4	62.8	60.1
Avg. Dist. to Rail [m]	6.8	3.4	2.9	1.5	0.4	1.4	1.8
Avg. Stride Freq. [Hz]	2.3	2.4	2.3	2.3	2.4	2.4	2.3
Avg. Stride Length [m]	6.1	7.2	7.2	7.0	7.1	7.1	6.9



- [] Ranking at each section and finish
- .-.- No data available at this section
- NA No data available



Horse/Jockey Name	Maxie Tap
Final Rank	4
Fastest Section Time (Section)	0:11.75 (1200m)
Top Speed [km/h] (Section)	62.4 (600m)
Race State	Finished



Sunshine Coast QLD Professional

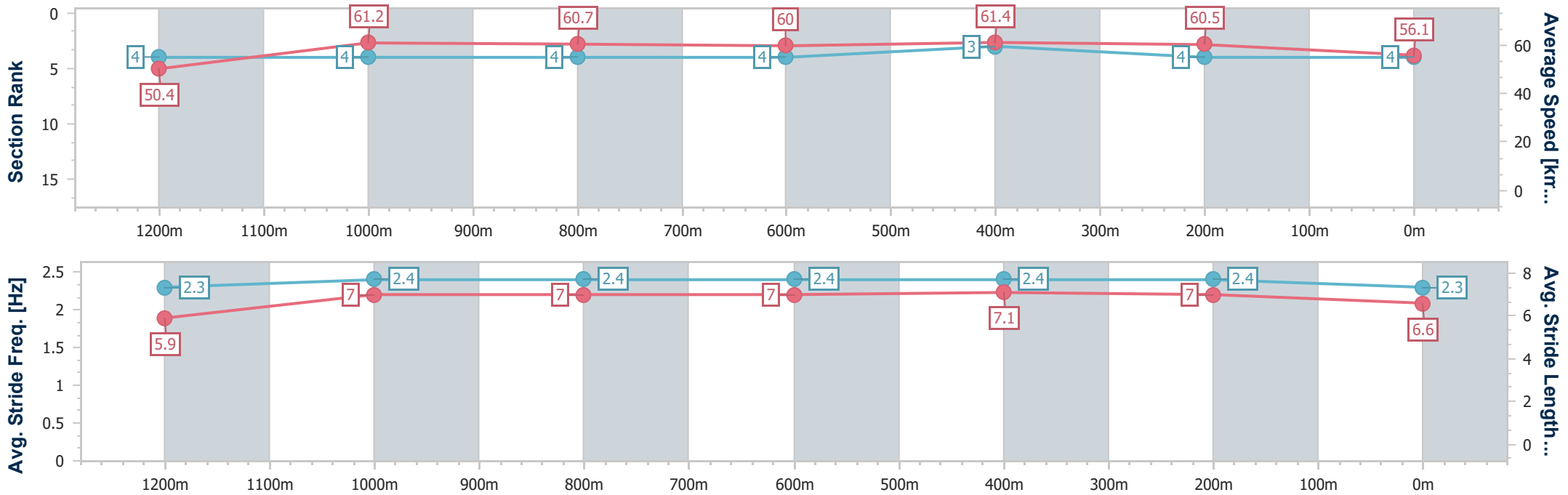
Race 6: Sports Hub Kawana BM58 Handicap - 1400m



11 October 2024 - 20:00

Track Rating: Heavy 8, Weather: Fine, Rail Position: +7m Entire

Section	Overall	1200m	1000m	800m	600m	400m	200m
Section Times	1:26.64 [4] (0:14.32)	1:12.32 [4] (0:11.75)	1:00.57 [4] (0:11.96)	0:48.61 [4] (0:12.10)	0:36.51 [4] (0:11.81)	0:24.70 [3] (0:11.90)	0:12.80 [4] (0:12.80)
Average Speed [km/h]	50.4	61.2	60.7	60.0	61.4	60.5	56.1
Top Speed [km/h]	60.9	62.0	61.4	61.5	62.4	61.9	59.1
Avg. Dist. to Rail [m]	5.7	3.6	3.3	1.3	0.7	1.9	3.4
Avg. Stride Freq. [Hz]	2.3	2.4	2.4	2.4	2.4	2.4	2.3
Avg. Stride Length [m]	5.9	7.0	7.0	7.0	7.1	7.0	6.6



- [] Ranking at each section and finish
- .-.- No data available at this section
- NA No data available



Horse/Jockey Name	Gulf Of Saros
Final Rank	5
Fastest Section Time (Section)	0:11.82 (1200m)
Top Speed [km/h] (Section)	62.2 (400m)
Race State	Finished



Sunshine Coast QLD Professional

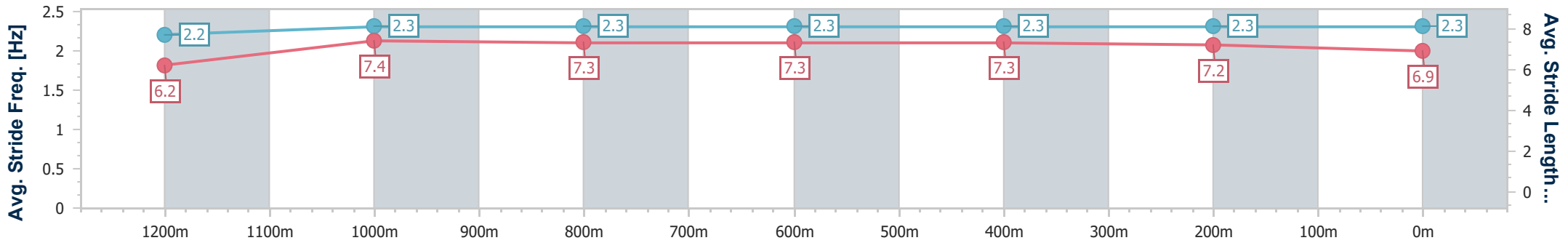
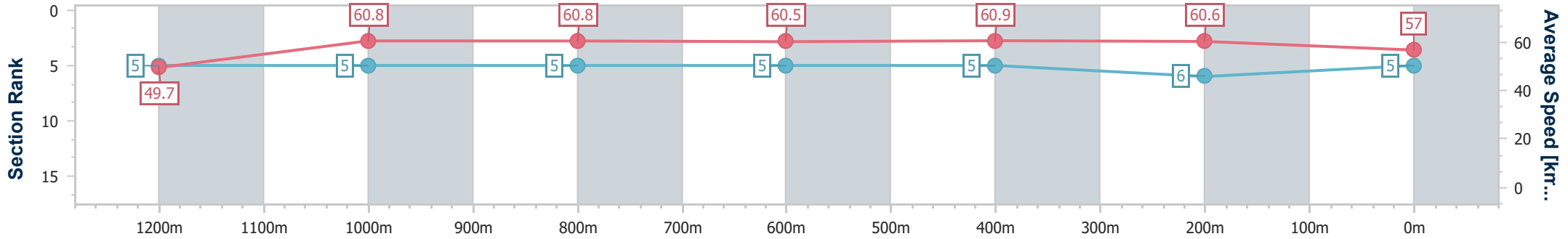
Race 6: Sports Hub Kawana BM58 Handicap - 1400m



11 October 2024 - 20:00

Track Rating: Heavy 8, Weather: Fine, Rail Position: +7m Entire

Section	Overall	1200m	1000m	800m	600m	400m	200m
Section Times	1:26.67 [5] (0:14.50)	1:12.17 [5] (0:11.82)	1:00.35 [5] (0:11.92)	0:48.43 [5] (0:12.02)	0:36.41 [5] (0:11.90)	0:24.51 [5] (0:11.86)	0:12.65 [6] (0:12.65)
Average Speed [km/h]	49.7	60.8	60.8	60.5	60.9	60.6	57.0
Top Speed [km/h]	61.4	61.8	61.3	61.3	61.5	62.2	58.2
Avg. Dist. to Rail [m]	3.1	2.5	2.1	1.3	0.9	2.6	1.3
Avg. Stride Freq. [Hz]	2.2	2.3	2.3	2.3	2.3	2.3	2.3
Avg. Stride Length [m]	6.2	7.4	7.3	7.3	7.3	7.2	6.9



- [] Ranking at each section and finish
- .-.- No data available at this section
- NA No data available



Horse/Jockey Name	Chance With Wolves
Final Rank	6
Fastest Section Time (Section)	0:11.74 (400m)
Top Speed [km/h] (Section)	62.5 (1200m)
Race State	Finished



Sunshine Coast QLD Professional

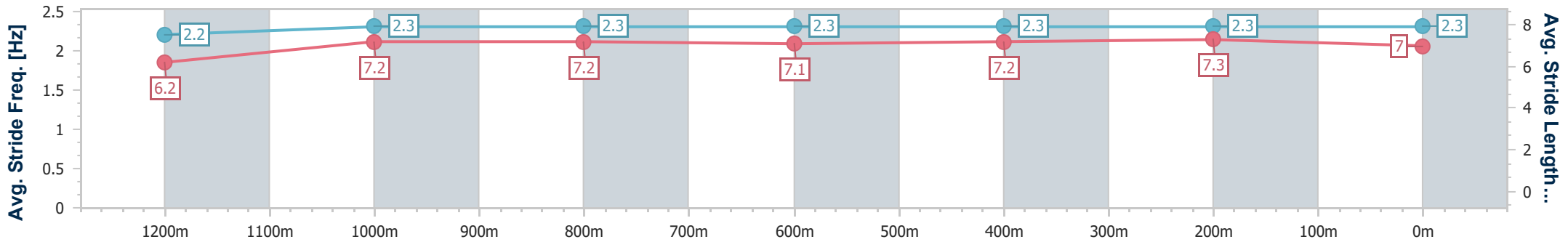
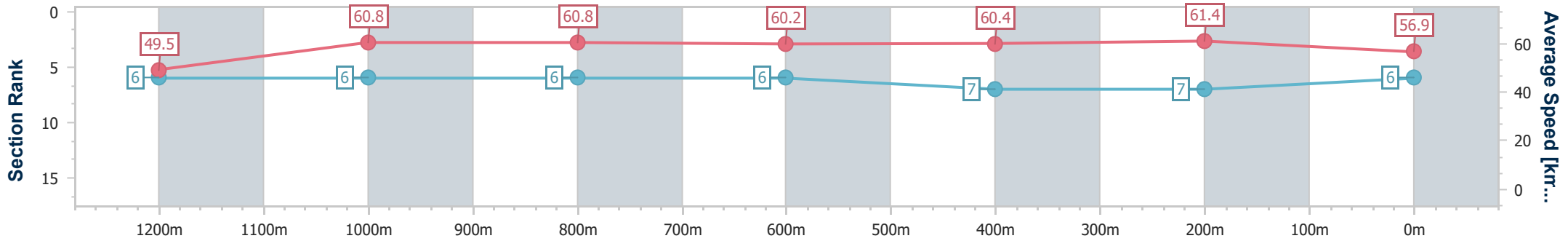
Race 6: Sports Hub Kawana BM58 Handicap - 1400m



11 October 2024 - 20:00

Track Rating: Heavy 8, Weather: Fine, Rail Position: +7m Entire

Section	Overall	1200m	1000m	800m	600m	400m	200m
Section Times	1:26.72 [6] (0:14.54)	1:12.18 [6] (0:11.81)	1:00.37 [6] (0:11.97)	0:48.40 [6] (0:12.06)	0:36.34 [6] (0:11.95)	0:24.39 [7] (0:11.74)	0:12.65 [7] (0:12.65)
Average Speed [km/h]	49.5	60.8	60.8	60.2	60.4	61.4	56.9
Top Speed [km/h]	61.1	62.5	61.2	60.9	61.5	62.5	59.8
Avg. Dist. to Rail [m]	5.1	3.3	3.0	1.8	0.7	2.7	3.9
Avg. Stride Freq. [Hz]	2.2	2.3	2.3	2.3	2.3	2.3	2.3
Avg. Stride Length [m]	6.2	7.2	7.2	7.1	7.2	7.3	7.0



- [] Ranking at each section and finish
- .-.- No data available at this section
- NA No data available



Horse/Jockey Name	Missayter
Final Rank	7
Fastest Section Time (Section)	0:11.75 (1200m)
Top Speed [km/h] (Section)	62.5 (1200m)
Race State	Finished



Sunshine Coast QLD Professional

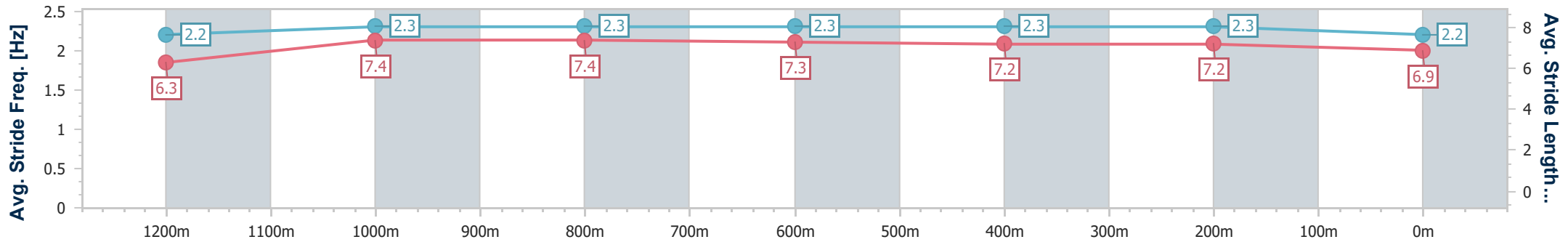
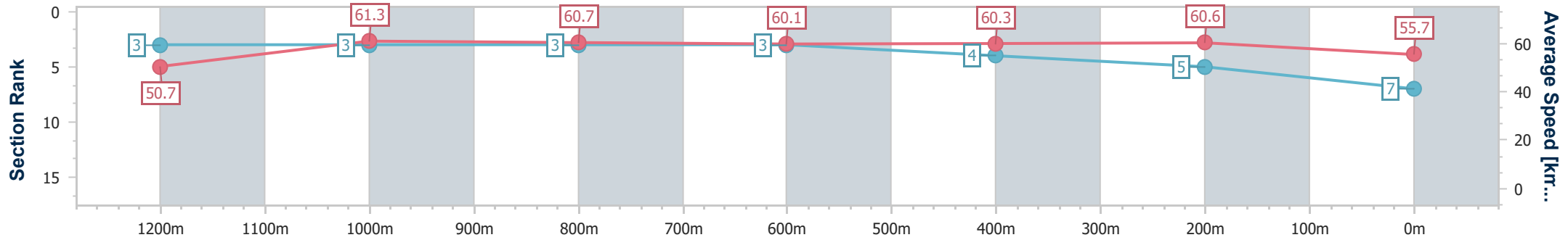
Race 6: Sports Hub Kawana BM58 Handicap - 1400m



11 October 2024 - 20:00

Track Rating: Heavy 8, Weather: Fine, Rail Position: +7m Entire

Section	Overall	1200m	1000m	800m	600m	400m	200m
Section Times	1:26.77 [7] (0:14.21)	1:12.56 [3] (0:11.75)	1:00.81 [3] (0:11.95)	0:48.86 [3] (0:12.09)	0:36.77 [3] (0:11.94)	0:24.83 [4] (0:11.92)	0:12.91 [5] (0:12.91)
Average Speed [km/h]	50.7	61.3	60.7	60.1	60.3	60.6	55.7
Top Speed [km/h]	62.2	62.5	61.1	60.7	61.3	61.4	58.5
Avg. Dist. to Rail [m]	4.0	2.6	2.3	1.4	0.5	1.6	2.4
Avg. Stride Freq. [Hz]	2.2	2.3	2.3	2.3	2.3	2.3	2.2
Avg. Stride Length [m]	6.3	7.4	7.4	7.3	7.2	7.2	6.9



- [] Ranking at each section and finish
- .-.- No data available at this section
- NA No data available



Horse/Jockey Name	Echo Hunter
Final Rank	8
Fastest Section Time (Section)	0:11.78 (600m)
Top Speed [km/h] (Section)	62.2 (1200m)
Race State	Finished



Sunshine Coast QLD Professional

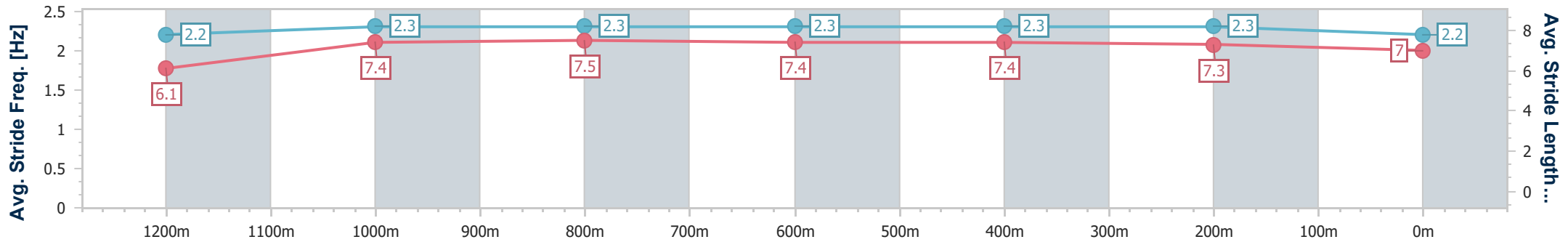
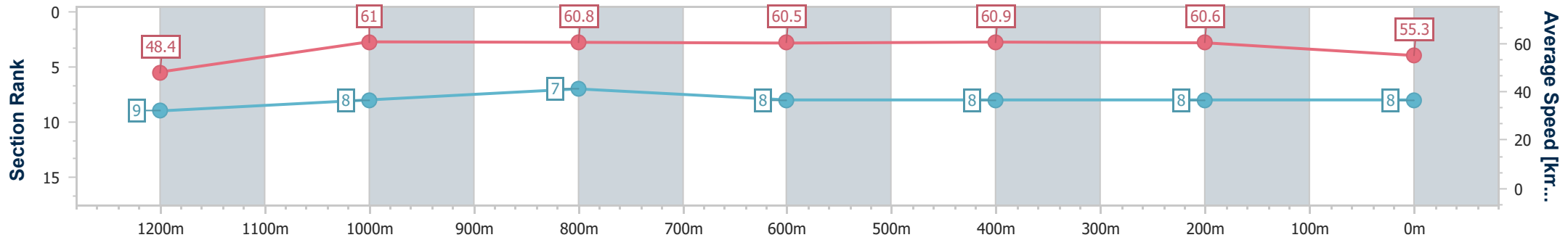
Race 6: Sports Hub Kawana BM58 Handicap - 1400m



11 October 2024 - 20:00

Track Rating: Heavy 8, Weather: Fine, Rail Position: +7m Entire

Section	Overall	1200m	1000m	800m	600m	400m	200m
Section Times	1:27.31 [8] (0:14.87)	1:12.44 [9] (0:11.82)	1:00.62 [8] (0:11.93)	0:48.69 [7] (0:12.00)	0:36.69 [8] (0:11.78)	0:24.91 [8] (0:11.87)	0:13.04 [8] (0:13.04)
Average Speed [km/h]	48.4	61.0	60.8	60.5	60.9	60.6	55.3
Top Speed [km/h]	61.1	62.2	61.8	61.8	61.8	61.9	58.6
Avg. Dist. to Rail [m]	8.1	3.7	3.0	1.1	0.9	3.7	3.9
Avg. Stride Freq. [Hz]	2.2	2.3	2.3	2.3	2.3	2.3	2.2
Avg. Stride Length [m]	6.1	7.4	7.5	7.4	7.4	7.3	7.0



- [] Ranking at each section and finish
- .-.-.- No data available at this section
- NA No data available



Horse/Jockey Name	Hell Of A Prince
Final Rank	9
Fastest Section Time (Section)	0:11.76 (600m)
Top Speed [km/h] (Section)	61.9 (600m)
Race State	Finished



Sunshine Coast QLD Professional

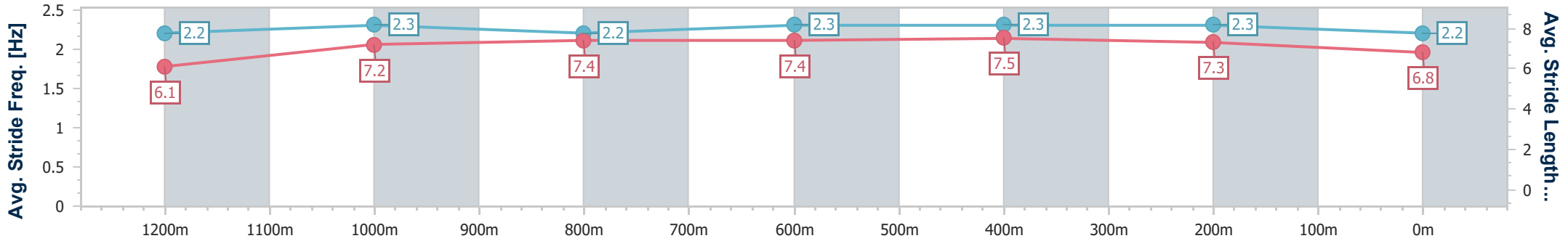
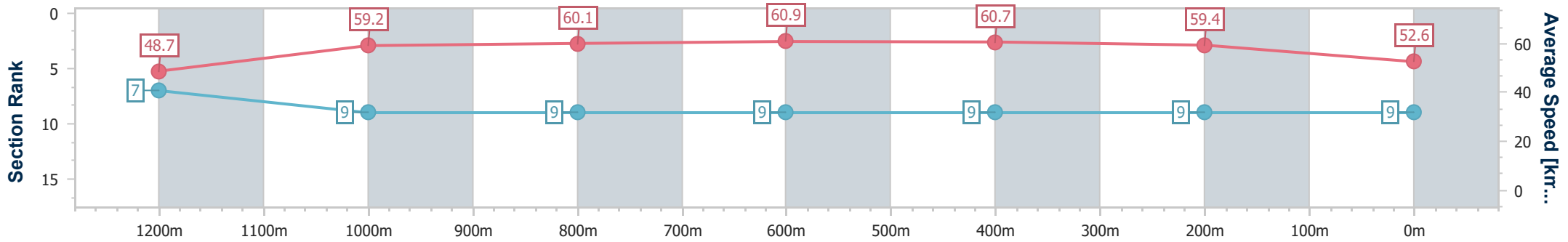
Race 6: Sports Hub Kawana BM58 Handicap - 1400m



11 October 2024 - 20:00

Track Rating: Heavy 8, Weather: Fine, Rail Position: +7m Entire

Section	Overall	1200m	1000m	800m	600m	400m	200m
Section Times	1:28.48 [9] (0:14.76)	1:13.72 [7] (0:12.19)	1:01.53 [9] (0:12.03)	0:49.50 [9] (0:11.93)	0:37.57 [9] (0:11.76)	0:25.81 [9] (0:12.12)	0:13.69 [9] (0:13.69)
Average Speed [km/h]	48.7	59.2	60.1	60.9	60.7	59.4	52.6
Top Speed [km/h]	61.4	61.0	61.2	61.7	61.9	60.7	57.8
Avg. Dist. to Rail [m]	9.5	4.9	2.2	1.1	0.8	0.2	0.3
Avg. Stride Freq. [Hz]	2.2	2.3	2.2	2.3	2.3	2.3	2.2
Avg. Stride Length [m]	6.1	7.2	7.4	7.4	7.5	7.3	6.8



- [] Ranking at each section and finish
- .-.- No data available at this section
- NA No data available