



Sunshine Coast QLD Professional
Race 4: SPS Concrete BM60 Handicap - 1000m
 11 October 2024 - 18:56



Track Rating: Heavy 8, Weather: Fine, Rail Position: +7m Entire

Section											Last 600m		
Field Times		Overall	800m	600m	400m	200m						0:34.53	
		0:59.16 (0:13.51)	0:45.65 (0:11.12)	0:34.53 (0:11.19)	0:23.34 (0:11.17)	0:12.17 (0:12.17)							
Rank	TAB	Horse/Jockey	Barrier	Top Speed [km/h]	Fastest Section						Margin	Distance Travelled [m]	
1	2	QUADE Ryan Maloney	4	67.3 800m	0:11.05 800m	0:59.16 [1] (0:13.89)	0:45.27 [5] (0:11.05)	0:34.22 [5] (0:11.21)	0:23.01 [5] (0:11.12)	0:11.89 [3] (0:11.89)	0:59.16	0:34.22	
2	11	LOKEN Nikita Beriman	3	66.2 800m	0:11.08 800m	0:59.38 [2] (0:13.55)	0:45.83 [2] (0:11.08)	0:34.75 [1] (0:11.24)	0:23.51 [3] (0:11.24)	0:12.27 [2] (0:12.27)	1.3L	0:34.75	-3
3	12	REVITUP CHARLIE Kyle Wilson-Taylor	6	67.2 400m	0:11.03 400m	0:59.41 [3] (0:13.97)	0:45.44 [6] (0:11.26)	0:34.18 [6] (0:11.11)	0:23.07 [6] (0:11.03)	0:12.04 [5] (0:12.04)	1.4L	0:34.18	-2
4	10	SUPER ZAMBONI Dale Smith	7	67.4 800m	0:10.94 800m	0:59.62 [4] (0:13.70)	0:45.92 [3] (0:10.94)	0:34.98 [2] (0:11.19)	0:23.79 [2] (0:11.16)	0:12.63 [1] (0:12.63)	2.7L	0:34.98	+2
5	13	GALLERY MASTER Nathan Thomas	5	66.7 800m	0:11.01 800m	0:59.80 [5] (0:13.85)	0:45.95 [4] (0:11.01)	0:34.94 [4] (0:11.25)	0:23.69 [4] (0:11.29)	0:12.40 [6] (0:12.40)	3.7L	0:34.94	-1
6	14	VICTORY STATEMENT Minonette Kennedy	2	67.4 800m	0:11.07 800m	1:00.29 [6] (0:14.26)	0:46.03 [7] (0:11.07)	0:34.96 [7] (0:11.51)	0:23.45 [7] (0:11.14)	0:12.31 [7] (0:12.31)	6.5L	0:34.96	-1
7	6	MR POLAR Brodie Moffat	1	65.9 Overall	0:11.10 600m	1:00.41 [7] (0:13.51)	0:46.90 [1] (0:11.21)	0:35.69 [3] (0:11.10)	0:24.59 [1] (0:11.47)	0:13.12 [4] (0:13.12)	7L	0:35.69	-6

Scratched: Groomed (#1), Bold And Smooth (#3), It's Hells Bells (#5), Osterberg (#7), Jungle Fever (#4), Flying Rupert (#8), Nicci De Rosa (#9)

[] Ranking at each section and finish
 -:-:- No data available at this section
 NA No data available

SCN Saddle cloth number
 DNF Did not finish
 DNT Did not track



Horse/Jockey Name	Quade
Final Rank	1
Fastest Section Time (Section)	0:11.05 (800m)
Top Speed [km/h] (Section)	67.3 (800m)
Race State	Finished



Sunshine Coast QLD Professional

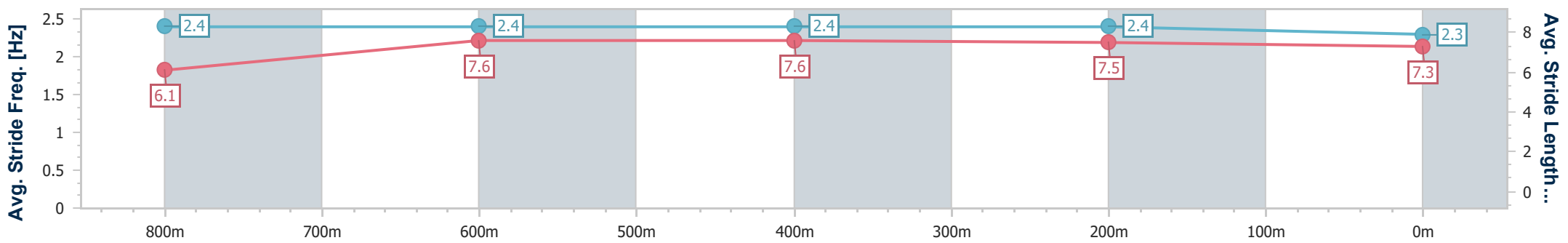
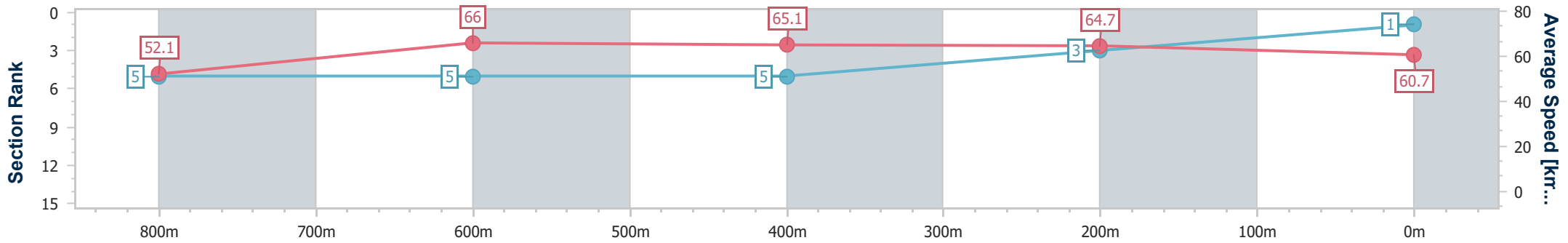
Race 4: SPS Concrete BM60 Handicap - 1000m

11 October 2024 - 18:56



Track Rating: Heavy 8, Weather: Fine, Rail Position: +7m Entire

Section	Overall	800m	600m	400m	200m
Section Times	0:59.16 [1] (0:13.89)	0:45.27 [5] (0:11.05)	0:34.22 [5] (0:11.21)	0:23.01 [5] (0:11.12)	0:11.89 [3] (0:11.89)
Average Speed [km/h]	52.1	66.0	65.1	64.7	60.7
Top Speed [km/h]	65.4	67.3	67.1	66.1	63.8
Avg. Dist. to Rail [m]	3.5	2.7	2.6	2.7	4.1
Avg. Stride Freq. [Hz]	2.4	2.4	2.4	2.4	2.3
Avg. Stride Length [m]	6.1	7.6	7.6	7.5	7.3



- [] Ranking at each section and finish
- .-.- No data available at this section
- NA No data available



Horse/Jockey Name	Loken
Final Rank	2
Fastest Section Time (Section)	0:11.08 (800m)
Top Speed [km/h] (Section)	66.2 (800m)
Race State	Finished



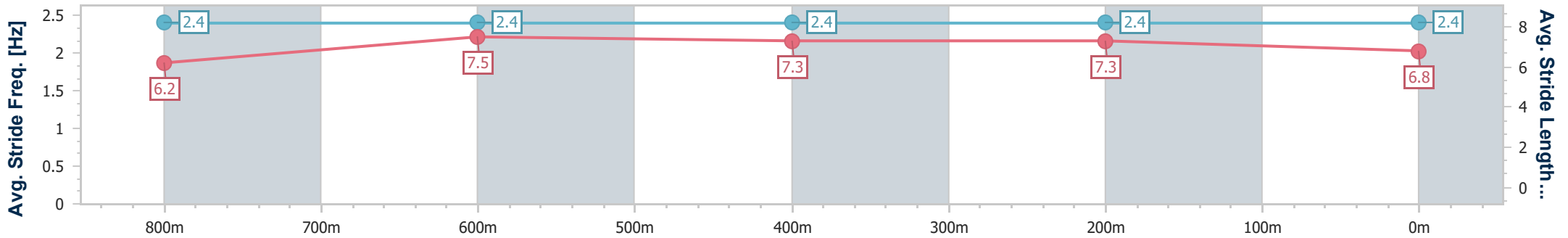
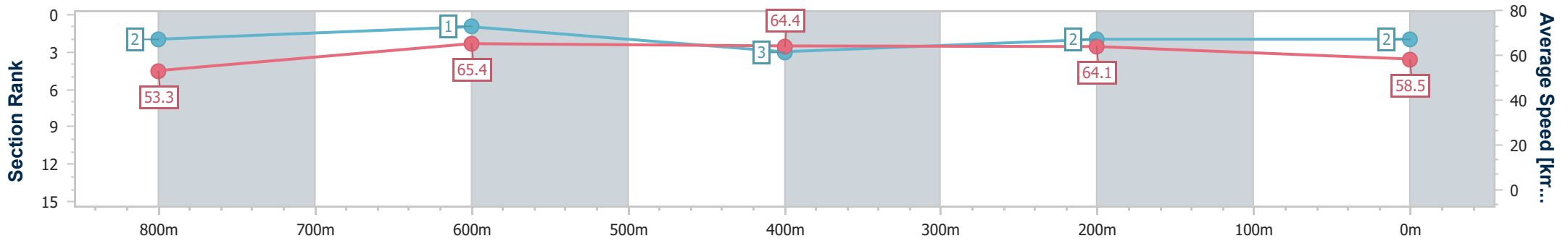
Sunshine Coast QLD Professional
Race 4: SPS Concrete BM60 Handicap - 1000m



11 October 2024 - 18:56

Track Rating: Heavy 8, Weather: Fine, Rail Position: +7m Entire

Section	Overall	800m	600m	400m	200m
Section Times	0:59.38 [2] (0:13.55)	0:45.83 [2] (0:11.08)	0:34.75 [1] (0:11.24)	0:23.51 [3] (0:11.24)	0:12.27 [2] (0:12.27)
Average Speed [km/h]	53.3	65.4	64.4	64.1	58.5
Top Speed [km/h]	65.9	66.2	65.7	65.7	62.1
Avg. Dist. to Rail [m]	3.8	2.6	1.1	2.0	3.1
Avg. Stride Freq. [Hz]	2.4	2.4	2.4	2.4	2.4
Avg. Stride Length [m]	6.2	7.5	7.3	7.3	6.8



- [] Ranking at each section and finish
- .-.- No data available at this section
- NA No data available



Horse/Jockey Name	Revitup Charlie
Final Rank	3
Fastest Section Time (Section)	0:11.03 (400m)
Top Speed [km/h] (Section)	67.2 (400m)
Race State	Finished



Sunshine Coast QLD Professional

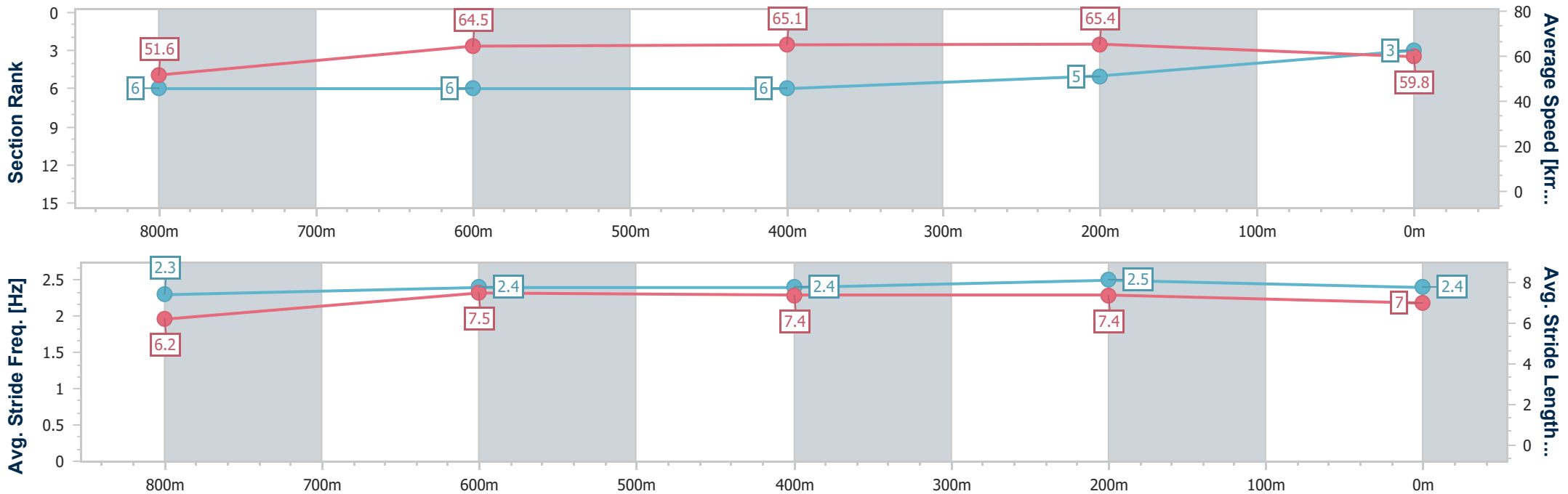
Race 4: SPS Concrete BM60 Handicap - 1000m

11 October 2024 - 18:56



Track Rating: Heavy 8, Weather: Fine, Rail Position: +7m Entire

Section	Overall	800m	600m	400m	200m
Section Times	0:59.41 [3] (0:13.97)	0:45.44 [6] (0:11.26)	0:34.18 [6] (0:11.11)	0:23.07 [6] (0:11.03)	0:12.04 [5] (0:12.04)
Average Speed [km/h]	51.6	64.5	65.1	65.4	59.8
Top Speed [km/h]	65.3	65.6	66.6	67.2	62.5
Avg. Dist. to Rail [m]	5.0	2.3	1.4	2.9	5.4
Avg. Stride Freq. [Hz]	2.3	2.4	2.4	2.5	2.4
Avg. Stride Length [m]	6.2	7.5	7.4	7.4	7.0



- [] Ranking at each section and finish
- .-.- No data available at this section
- NA No data available



Horse/Jockey Name	Super Zamboni
Final Rank	4
Fastest Section Time (Section)	0:10.94 (800m)
Top Speed [km/h] (Section)	67.4 (800m)
Race State	Finished



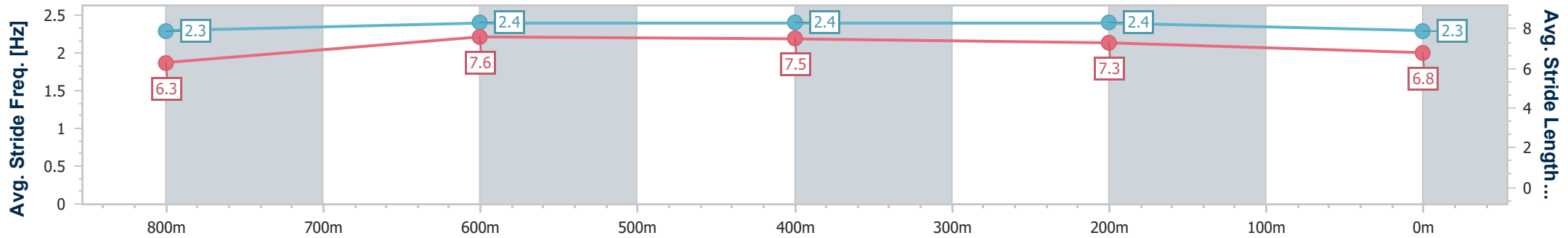
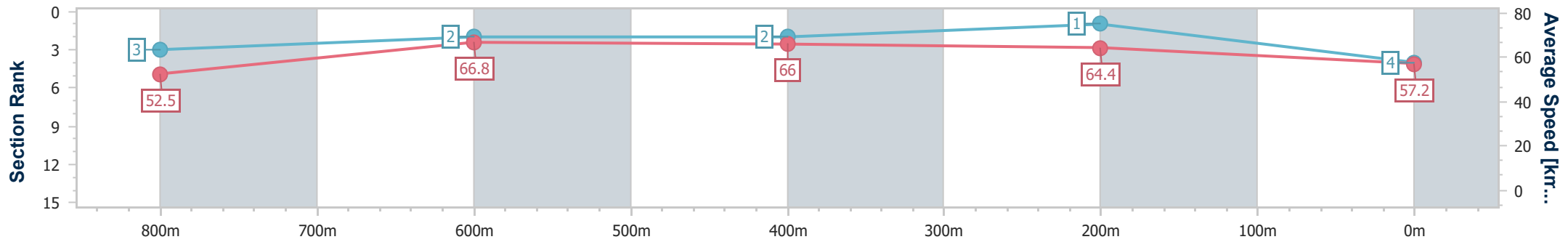
Sunshine Coast QLD Professional
Race 4: SPS Concrete BM60 Handicap - 1000m



11 October 2024 - 18:56

Track Rating: Heavy 8, Weather: Fine, Rail Position: +7m Entire

Section	Overall	800m	600m	400m	200m
Section Times	0:59.62 [4] (0:13.70)	0:45.92 [3] (0:10.94)	0:34.98 [2] (0:11.19)	0:23.79 [2] (0:11.16)	0:12.63 [1] (0:12.63)
Average Speed [km/h]	52.5	66.8	66.0	64.4	57.2
Top Speed [km/h]	65.7	67.4	66.3	66.0	62.2
Avg. Dist. to Rail [m]	7.1	3.9	4.4	4.4	4.7
Avg. Stride Freq. [Hz]	2.3	2.4	2.4	2.4	2.3
Avg. Stride Length [m]	6.3	7.6	7.5	7.3	6.8



- [] Ranking at each section and finish
- .-.- No data available at this section
- NA No data available



Horse/Jockey Name	Gallery Master
Final Rank	5
Fastest Section Time (Section)	0:11.01 (800m)
Top Speed [km/h] (Section)	66.7 (800m)
Race State	Finished



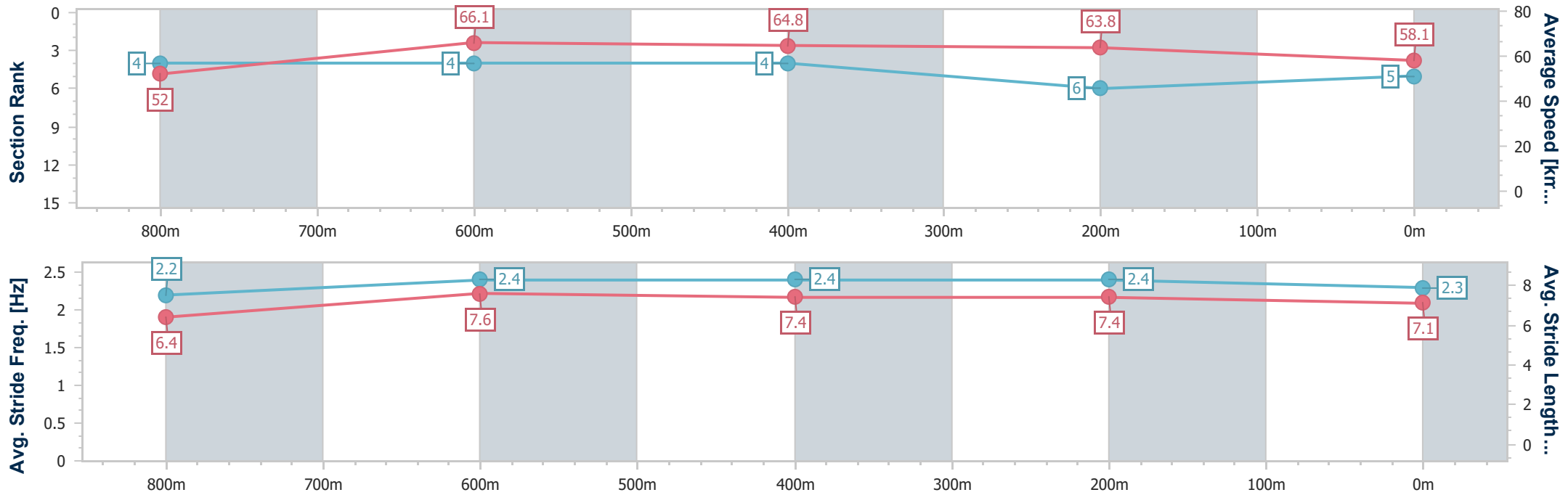
Sunshine Coast QLD Professional
Race 4: SPS Concrete BM60 Handicap - 1000m



11 October 2024 - 18:56

Track Rating: Heavy 8, Weather: Fine, Rail Position: +7m Entire

Section	Overall	800m	600m	400m	200m
Section Times	0:59.80 [5] (0:13.85)	0:45.95 [4] (0:11.01)	0:34.94 [4] (0:11.25)	0:23.69 [4] (0:11.29)	0:12.40 [6] (0:12.40)
Average Speed [km/h]	52.0	66.1	64.8	63.8	58.1
Top Speed [km/h]	66.3	66.7	65.5	65.3	61.0
Avg. Dist. to Rail [m]	4.4	2.8	2.2	3.8	4.8
Avg. Stride Freq. [Hz]	2.2	2.4	2.4	2.4	2.3
Avg. Stride Length [m]	6.4	7.6	7.4	7.4	7.1



- [] Ranking at each section and finish
- .-.- No data available at this section
- NA No data available



Horse/Jockey Name	Victory Statement
Final Rank	6
Fastest Section Time (Section)	0:11.07 (800m)
Top Speed [km/h] (Section)	67.4 (800m)
Race State	Finished



Sunshine Coast QLD Professional

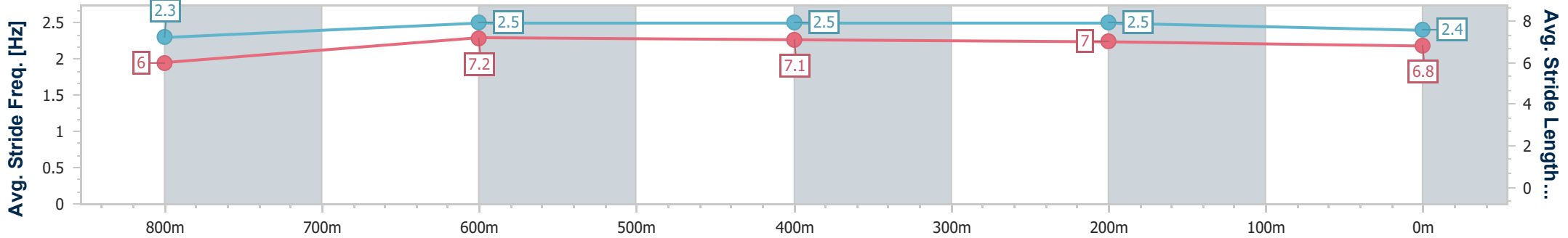
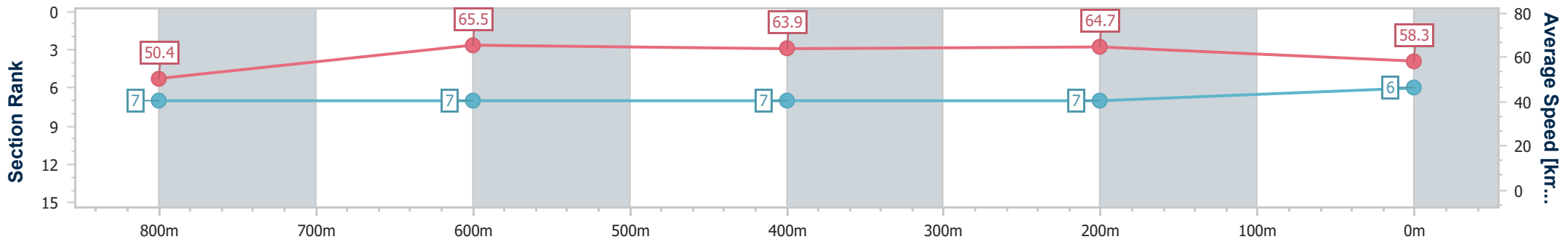
Race 4: SPS Concrete BM60 Handicap - 1000m

11 October 2024 - 18:56



Track Rating: Heavy 8, Weather: Fine, Rail Position: +7m Entire

Section	Overall	800m	600m	400m	200m
Section Times	1:00.29 [6] (0:14.26)	0:46.03 [7] (0:11.07)	0:34.96 [7] (0:11.51)	0:23.45 [7] (0:11.14)	0:12.31 [7] (0:12.31)
Average Speed [km/h]	50.4	65.5	63.9	64.7	58.3
Top Speed [km/h]	64.6	67.4	65.3	66.3	62.0
Avg. Dist. to Rail [m]	1.7	1.7	3.4	3.7	5.1
Avg. Stride Freq. [Hz]	2.3	2.5	2.5	2.5	2.4
Avg. Stride Length [m]	6.0	7.2	7.1	7.0	6.8



- [] Ranking at each section and finish
- .-.- No data available at this section
- NA No data available



Horse/Jockey Name	Mr Polar
Final Rank	7
Fastest Section Time (Section)	0:11.10 (600m)
Top Speed [km/h] (Section)	65.9 (Overall)
Race State	Finished



Sunshine Coast QLD Professional

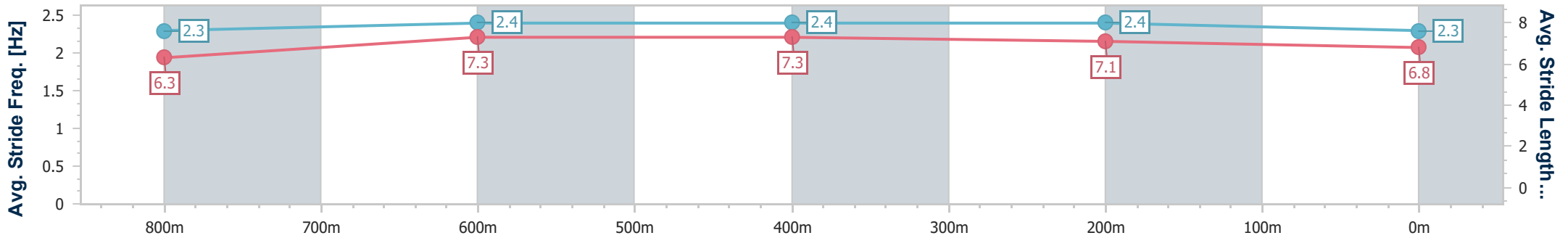
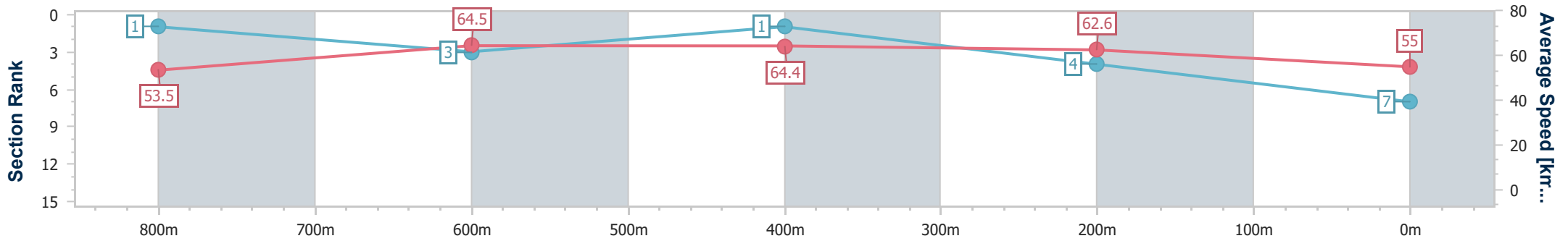
Race 4: SPS Concrete BM60 Handicap - 1000m

11 October 2024 - 18:56

Track Rating: Heavy 8, Weather: Fine, Rail Position: +7m Entire



Section	Overall	800m	600m	400m	200m
Section Times	1:00.41 [7] (0:13.51)	0:46.90 [1] (0:11.21)	0:35.69 [3] (0:11.10)	0:24.59 [1] (0:11.47)	0:13.12 [4] (0:13.12)
Average Speed [km/h]	53.5	64.5	64.4	62.6	55.0
Top Speed [km/h]	65.9	65.8	64.9	63.9	60.6
Avg. Dist. to Rail [m]	2.2	1.9	1.7	1.8	0.4
Avg. Stride Freq. [Hz]	2.3	2.4	2.4	2.4	2.3
Avg. Stride Length [m]	6.3	7.3	7.3	7.1	6.8



- [] Ranking at each section and finish
- .-.- No data available at this section
- NA No data available