



Doomben QLD Professional

Race 5: U&U Recruitment Class 1 Handicap - 1650m



BRISBANE
RACING CLUB

09 October 2024 - 16:13

Track Rating: Soft 6, Weather: Overcast, Rail Position: +8.5m Entire

Section													
Field Times		Overall	1400m	1200m	1000m	800m	600m	400m	Last 600m				
		1:41.15 (0:16.61)	1:24.54 (0:11.64)	1:12.90 (0:11.49)	1:01.41 (0:12.30)	0:49.11 (0:12.60)	0:36.51 (0:12.22)	0:24.29 (0:11.94)	0:36.51				
Rank	TAB Horse/Jockey	Barrier	Top Speed [km/h]	Fastest Section									Distance Travelled [m]
1	5 EL PENSADOR Kyle Wilson-Taylor	6	63.7 400m	0:11.50 400m	1:41.15 [1] (0:17.40)	1:23.75 [8] (0:11.60)	1:12.15 [7] (0:11.69)	1:00.46 [7] (0:12.27)	0:48.19 [7] (0:12.34)	0:35.85 [6] (0:12.08)	0:23.77 [6] (0:11.50)	0:35.85	
2	12 YOU AND I Dale Smith	4	64.3 Overall	0:11.46 1400m	1:41.16 [2] (0:16.86)	1:24.30 [4] (0:11.46)	1:12.84 [3] (0:11.61)	1:01.23 [3] (0:12.32)	0:48.91 [3] (0:12.62)	0:36.29 [3] (0:12.15)	0:24.14 [2] (0:11.78)	0:36.29	+3
3	10 CLUEDO Marnu Potgieter	1	65.3 Overall	0:11.48 1200m	1:41.79 [3] (0:16.73)	1:25.06 [2] (0:11.53)	1:13.53 [2] (0:11.48)	1:02.05 [1] (0:12.30)	0:49.75 [2] (0:12.60)	0:37.15 [1] (0:12.22)	0:24.93 [1] (0:12.02)	0:37.15	-1
4	1 OUT OF ACES Cody Collis	2	65.7 1400m	0:11.59 1400m	1:41.92 [4] (0:17.07)	1:24.85 [5] (0:11.59)	1:13.26 [5] (0:11.69)	1:01.57 [5] (0:12.25)	0:49.32 [5] (0:12.47)	0:36.85 [4] (0:12.14)	0:24.71 [4] (0:11.84)	0:36.85	-2
4	4 SANBANO Noel Callow	9	63.9 Overall	0:11.61 1400m	1:41.92 [4] (0:17.16)	1:24.76 [6] (0:11.61)	1:13.15 [6] (0:11.77)	1:01.38 [6] (0:12.30)	0:49.08 [6] (0:12.50)	0:36.58 [7] (0:12.05)	0:24.53 [7] (0:11.90)	0:36.58	+7
6	3 ADDITION James Orman	3	64.2 Overall	0:11.56 1400m	1:41.98 [6] (0:16.82)	1:25.16 [3] (0:11.56)	1:13.60 [4] (0:11.82)	1:01.78 [4] (0:12.34)	0:49.44 [4] (0:12.59)	0:36.85 [5] (0:12.21)	0:24.64 [5] (0:11.98)	0:36.85	-1
7	11 DUMA Tahlia Fenlon	10	63.9 Overall	0:11.75 1400m	1:42.59 [7] (0:17.39)	1:25.20 [7] (0:11.75)	1:13.45 [8] (0:11.77)	1:01.68 [8] (0:12.26)	0:49.42 [9] (0:12.56)	0:36.86 [10] (0:12.14)	0:24.72 [10] (0:11.84)	0:36.86	+10
8	7 FREEMAN Justin Huxtable	8	66.0 Overall	0:11.59 1200m	1:42.61 [8] (0:16.61)	1:26.00 [1] (0:11.64)	1:14.36 [1] (0:11.59)	1:02.77 [2] (0:12.20)	0:50.57 [1] (0:12.65)	0:37.92 [2] (0:12.36)	0:25.56 [3] (0:11.89)	0:37.92	+6
9	13 TERMITE Karl Zechner	5	61.9 Overall	0:11.79 1400m	1:43.12 [9] (0:17.44)	1:25.68 [9] (0:11.79)	1:13.89 [9] (0:11.84)	1:02.05 [9] (0:12.18)	0:49.87 [10] (0:12.34)	0:37.53 [9] (0:12.16)	0:25.37 [9] (0:12.10)	0:37.53	-1
10	9 WOODLAND WONDER Ron Stewart	7	62.2 1200m	0:11.64 1400m	1:43.31 [10] (0:17.69)	1:25.62 [10] (0:11.64)	1:13.98 [10] (0:11.75)	1:02.23 [10] (0:12.08)	0:50.15 [8] (0:12.19)	0:37.96 [8] (0:12.38)	0:25.58 [8] (0:12.18)	0:37.96	+4

Scratched: Our Turn Now (#2), Cygnet River (#14), Smokin' De Quo (#6), The Torque Factor (#8)

[] Ranking at each section and finish
 -:-:- No data available at this section
 NA No data available

SCN Saddle cloth number
 DNF Did not finish
 DNT Did not track



Doomben QLD Professional

Race 5: U&U Recruitment Class 1 Handicap - 1650m

09 October 2024 - 16:13



BRISBANE
RACING CLUB

Track Rating: Soft 6, Weather: Overcast, Rail Position: +8.5m Entire

Section							200m			Last 600m
Field Times							0:12.35			0:36.51
							(0:12.35)			
Rank	TAB	Horse/Jockey	Barrier	Top Speed [km/h]	Fastest Section	Margin			Distance Travelled [m]	
1	5	EL PENSADOR Kyle Wilson-Taylor	6	63.7 400m	0:11.50 400m	0:12.27 [2] (0:12.27)	1:41.15		0:35.85	
2	12	YOU AND I Dale Smith	4	64.3 Overall	0:11.46 1400m	0:12.36 [1] (0:12.36)	0.06L		0:36.29 +3	
3	10	CLUEDO Marnu Potgieter	1	65.3 Overall	0:11.48 1200m	0:12.91 [3] (0:12.91)	3.77L		0:37.15 -1	
4	1	OUT OF ACES Cody Collis	2	65.7 1400m	0:11.59 1400m	0:12.87 [5] (0:12.87)	4.53L		0:36.85 -2	
4	4	SANBANO Noel Callow	9	63.9 Overall	0:11.61 1400m	0:12.63 [6] (0:12.63)	4.53L		0:36.58 +7	
6	3	ADDITION James Orman	3	64.2 Overall	0:11.56 1400m	0:12.66 [7] (0:12.66)	4.88L		0:36.85 -1	
7	11	DUMA Tahlia Fenlon	10	63.9 Overall	0:11.75 1400m	0:12.88 [8] (0:12.88)	8.51L		0:36.86 +10	
8	7	FREEMAN Justin Huxtable	8	66.0 Overall	0:11.59 1200m	0:13.67 [4] (0:13.67)	8.63L		0:37.92 +6	
9	13	TERMITE Karl Zechner	5	61.9 Overall	0:11.79 1400m	0:13.27 [9] (0:13.27)	11.63L		0:37.53 -1	
10	9	WOODLAND WONDER Ron Stewart	7	62.2 1200m	0:11.64 1400m	0:13.40 [10] (0:13.40)	12.74L		0:37.96 +4	

Scratched: Our Turn Now (#2), Cygnet River (#14), Smokin' De Quo (#6), The Torque Factor (#8)

Report Created: Wed 9 October 2024 16:54 GMT+1 (Note: Timing is based on position data)

Page 2/12

[] Ranking at each section and finish
 -:-:- No data available at this section
 NA No data available

SCN Saddle cloth number
 DNF Did not finish
 DNT Did not track

data processed by **TRIPLES DATA**



Horse/Jockey Name	El Pensador
Final Rank	1
Fastest Section Time (Section)	0:11.50 (400m)
Top Speed [km/h] (Section)	63.7 (400m)
Race State	Finished



Doomben QLD Professional

Race 5: U&U Recruitment Class 1 Handicap - 1650m

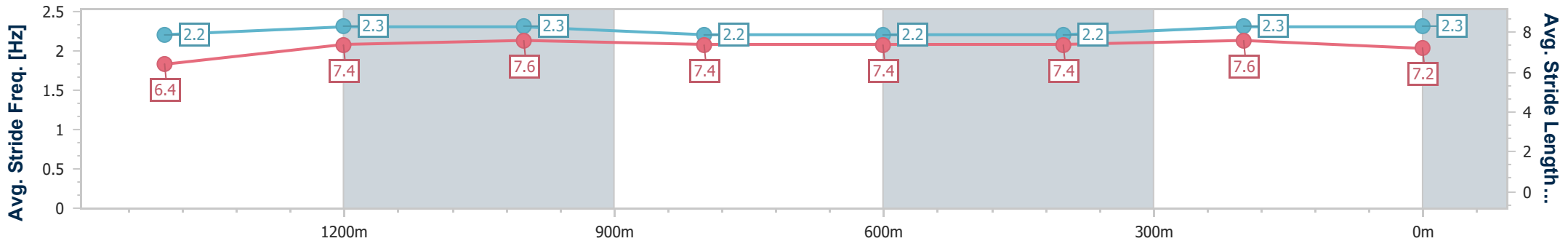
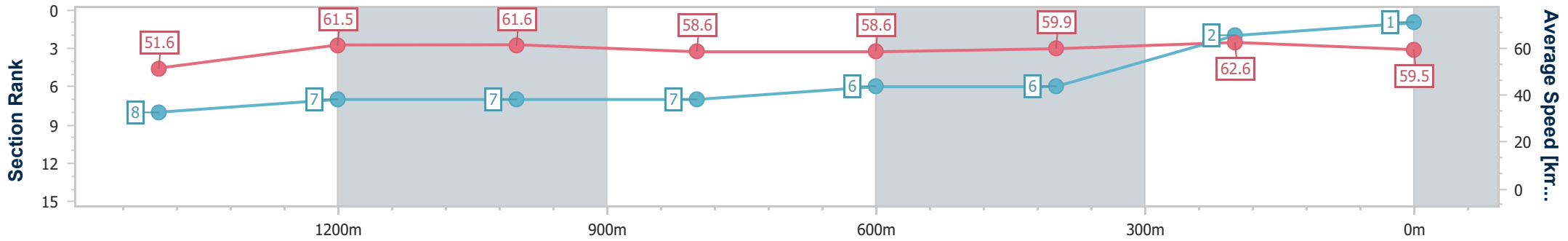
09 October 2024 - 16:13

Track Rating: Soft 6, Weather: Overcast, Rail Position: +8.5m Entire



BRISBANE RACING CLUB

Section	Overall	1400m	1200m	1000m	800m	600m	400m	200m
Section Times	1:41.15 [1] (0:17.40)	1:23.75 [8] (0:11.60)	1:12.15 [7] (0:11.69)	1:00.46 [7] (0:12.27)	0:48.19 [7] (0:12.34)	0:35.85 [6] (0:12.08)	0:23.77 [6] (0:11.50)	0:12.27 [2] (0:12.27)
Average Speed [km/h]	51.6	61.5	61.6	58.6	58.6	59.9	62.6	59.5
Top Speed [km/h]	62.7	63.2	61.8	61.5	59.9	61.9	63.7	61.0
Avg. Dist. to Rail [m]	1.7	1.4	0.6	0.4	0.6	1.2	0.7	0.5
Avg. Stride Freq. [Hz]	2.2	2.3	2.3	2.2	2.2	2.2	2.3	2.3
Avg. Stride Length [m]	6.4	7.4	7.6	7.4	7.4	7.4	7.6	7.2



- [] Ranking at each section and finish
- .-.-.- No data available at this section
- NA No data available



Horse/Jockey Name	You And I
Final Rank	2
Fastest Section Time (Section)	0:11.46 (1400m)
Top Speed [km/h] (Section)	64.3 (Overall)
Race State	Finished



Doomben QLD Professional

Race 5: U&U Recruitment Class 1 Handicap - 1650m

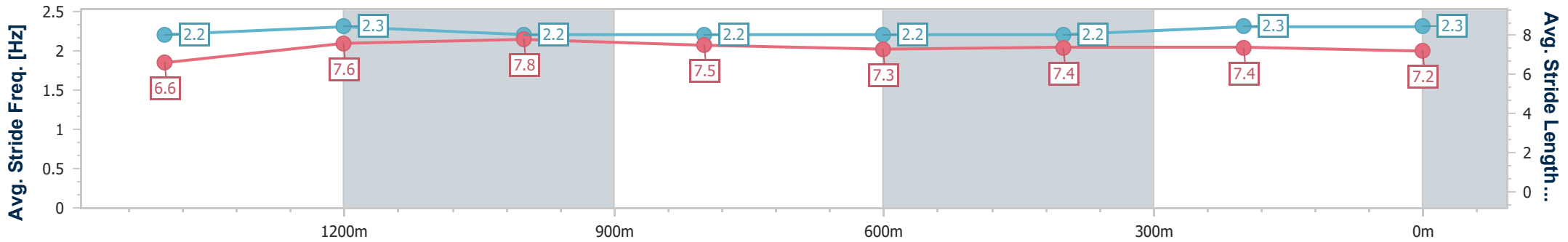
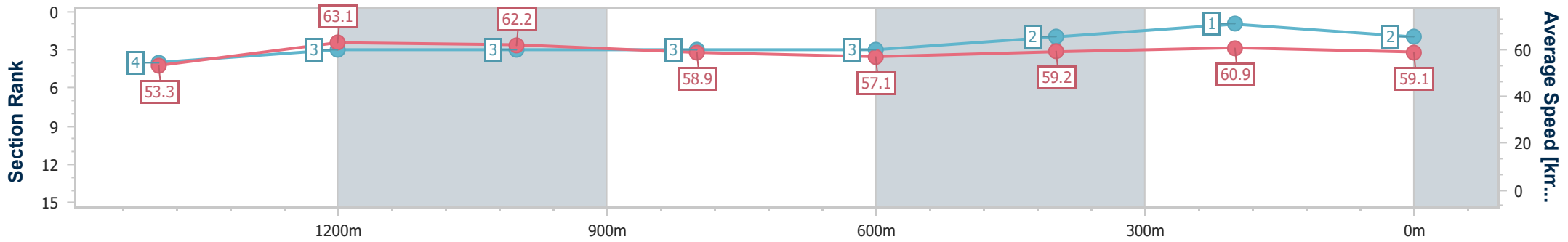
09 October 2024 - 16:13

Track Rating: Soft 6, Weather: Overcast, Rail Position: +8.5m Entire



BRISBANE RACING CLUB

Section	Overall	1400m	1200m	1000m	800m	600m	400m	200m
Section Times	1:41.16 [2] (0:16.86)	1:24.30 [4] (0:11.46)	1:12.84 [3] (0:11.61)	1:01.23 [3] (0:12.32)	0:48.91 [3] (0:12.62)	0:36.29 [3] (0:12.15)	0:24.14 [2] (0:11.78)	0:12.36 [1] (0:12.36)
Average Speed [km/h]	53.3	63.1	62.2	58.9	57.1	59.2	60.9	59.1
Top Speed [km/h]	64.3	64.2	63.3	61.1	58.6	59.9	62.2	61.1
Avg. Dist. to Rail [m]	1.0	0.9	2.5	2.3	0.8	0.3	0.5	0.9
Avg. Stride Freq. [Hz]	2.2	2.3	2.2	2.2	2.2	2.2	2.3	2.3
Avg. Stride Length [m]	6.6	7.6	7.8	7.5	7.3	7.4	7.4	7.2



- [] Ranking at each section and finish
- .-.- No data available at this section
- NA No data available



Horse/Jockey Name	Cluedo
Final Rank	3
Fastest Section Time (Section)	0:11.48 (1200m)
Top Speed [km/h] (Section)	65.3 (Overall)
Race State	Finished



Doomben QLD Professional

Race 5: U&U Recruitment Class 1 Handicap - 1650m

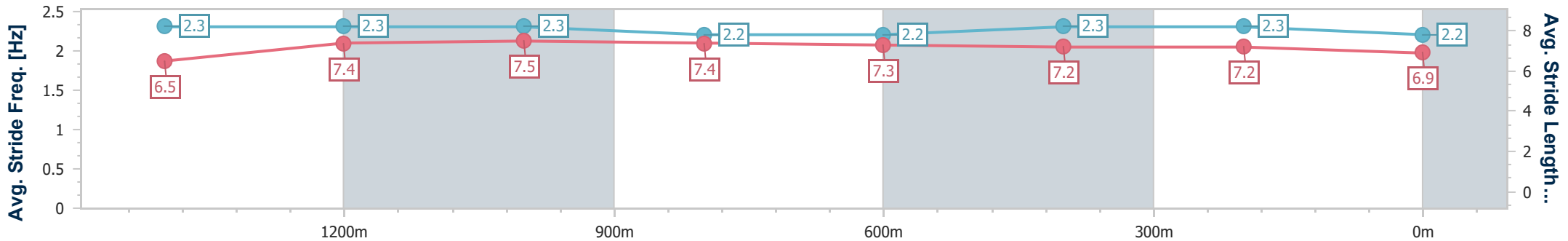
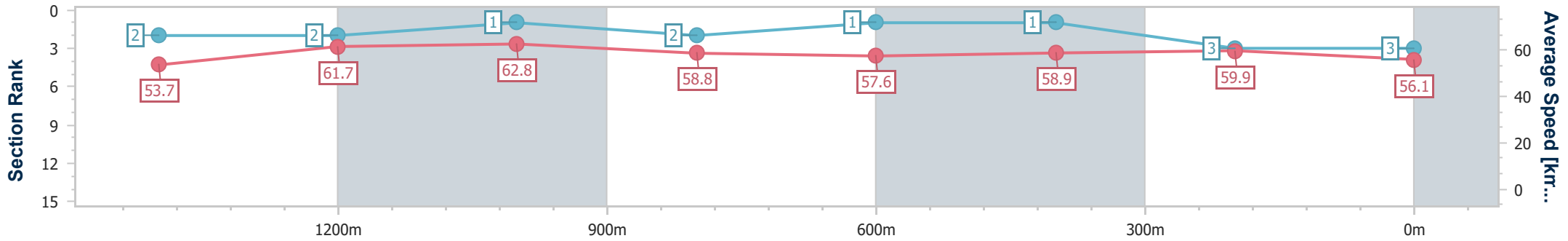
09 October 2024 - 16:13

Track Rating: Soft 6, Weather: Overcast, Rail Position: +8.5m Entire



BRISBANE RACING CLUB

Section	Overall	1400m	1200m	1000m	800m	600m	400m	200m
Section Times	1:41.79 [3] (0:16.73)	1:25.06 [2] (0:11.53)	1:13.53 [2] (0:11.48)	1:02.05 [1] (0:12.30)	0:49.75 [2] (0:12.60)	0:37.15 [1] (0:12.22)	0:24.93 [1] (0:12.02)	0:12.91 [3] (0:12.91)
Average Speed [km/h]	53.7	61.7	62.8	58.8	57.6	58.9	59.9	56.1
Top Speed [km/h]	65.3	63.4	63.7	61.5	58.3	59.7	61.1	58.6
Avg. Dist. to Rail [m]	2.6	1.6	1.7	1.8	0.9	0.4	0.6	0.9
Avg. Stride Freq. [Hz]	2.3	2.3	2.3	2.2	2.2	2.3	2.3	2.2
Avg. Stride Length [m]	6.5	7.4	7.5	7.4	7.3	7.2	7.2	6.9



- [] Ranking at each section and finish
- .-.- No data available at this section
- NA No data available



Horse/Jockey Name	Sanbano
Final Rank	4
Fastest Section Time (Section)	0:11.61 (1400m)
Top Speed [km/h] (Section)	63.9 (Overall)
Race State	Finished



Doomben QLD Professional

Race 5: U&U Recruitment Class 1 Handicap - 1650m

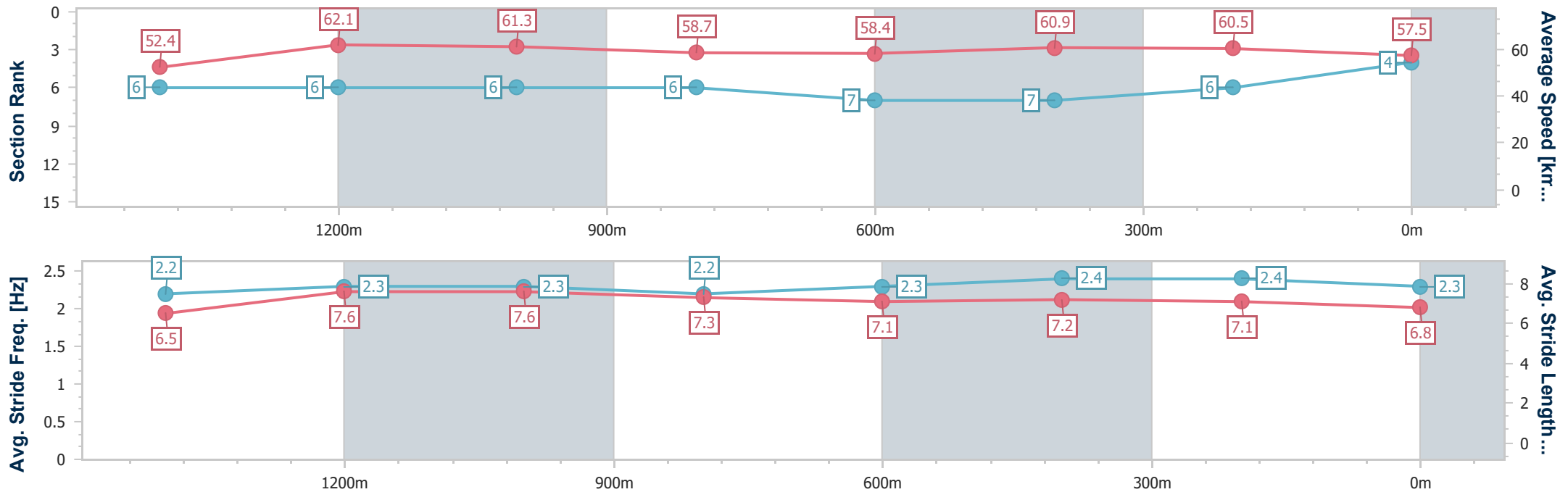
09 October 2024 - 16:13

Track Rating: Soft 6, Weather: Overcast, Rail Position: +8.5m Entire



BRISBANE RACING CLUB

Section	Overall	1400m	1200m	1000m	800m	600m	400m	200m
Section Times	1:41.92 [4] (0:17.16)	1:24.76 [6] (0:11.61)	1:13.15 [6] (0:11.77)	1:01.38 [6] (0:12.30)	0:49.08 [6] (0:12.50)	0:36.58 [7] (0:12.05)	0:24.53 [7] (0:11.90)	0:12.63 [6] (0:12.63)
Average Speed [km/h]	52.4	62.1	61.3	58.7	58.4	60.9	60.5	57.5
Top Speed [km/h]	63.9	63.8	61.6	60.7	60.2	61.7	61.6	60.0
Avg. Dist. to Rail [m]	3.0	0.9	1.9	1.6	2.6	2.9	2.7	2.6
Avg. Stride Freq. [Hz]	2.2	2.3	2.3	2.2	2.3	2.4	2.4	2.3
Avg. Stride Length [m]	6.5	7.6	7.6	7.3	7.1	7.2	7.1	6.8



- [] Ranking at each section and finish
- .-.- No data available at this section
- NA No data available



Horse/Jockey Name	Out Of Aces
Final Rank	4
Fastest Section Time (Section)	0:11.59 (1400m)
Top Speed [km/h] (Section)	65.7 (1400m)
Race State	Finished



Doomben QLD Professional

Race 5: U&U Recruitment Class 1 Handicap - 1650m

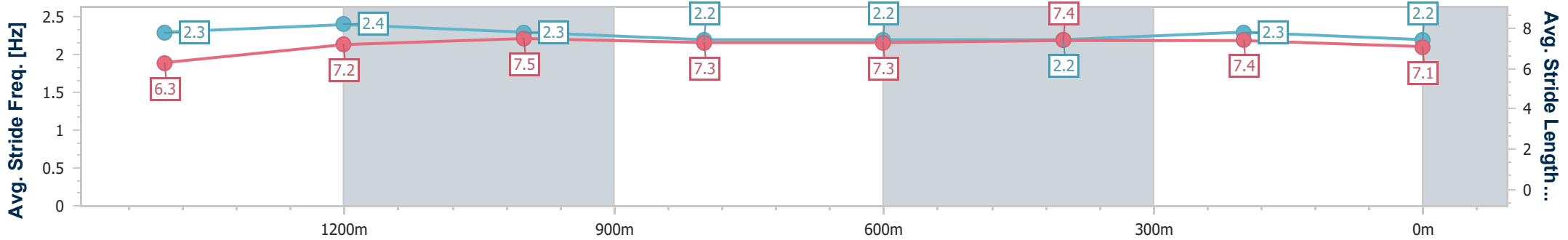
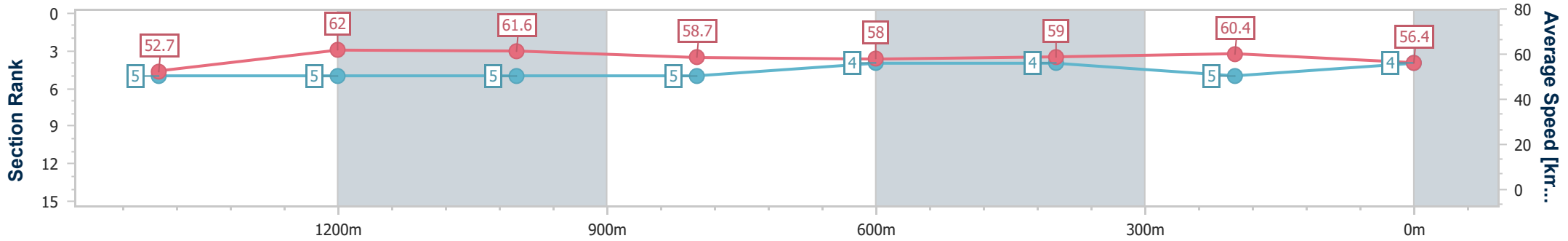
09 October 2024 - 16:13

Track Rating: Soft 6, Weather: Overcast, Rail Position: +8.5m Entire



BRISBANE RACING CLUB

Section	Overall	1400m	1200m	1000m	800m	600m	400m	200m
Section Times	1:41.92 [4] (0:17.07)	1:24.85 [5] (0:11.59)	1:13.26 [5] (0:11.69)	1:01.57 [5] (0:12.25)	0:49.32 [5] (0:12.47)	0:36.85 [4] (0:12.14)	0:24.71 [4] (0:11.84)	0:12.87 [5] (0:12.87)
Average Speed [km/h]	52.7	62.0	61.6	58.7	58.0	59.0	60.4	56.4
Top Speed [km/h]	63.5	65.7	62.5	60.7	58.7	59.7	62.0	59.6
Avg. Dist. to Rail [m]	1.3	0.4	0.5	0.5	0.4	0.7	1.4	1.8
Avg. Stride Freq. [Hz]	2.3	2.4	2.3	2.2	2.2	2.2	2.3	2.2
Avg. Stride Length [m]	6.3	7.2	7.5	7.3	7.3	7.4	7.4	7.1



- [] Ranking at each section and finish
- .-.- No data available at this section
- NA No data available



Horse/Jockey Name	Addition
Final Rank	6
Fastest Section Time (Section)	0:11.56 (1400m)
Top Speed [km/h] (Section)	64.2 (Overall)
Race State	Finished



Doomben QLD Professional

Race 5: U&U Recruitment Class 1 Handicap - 1650m

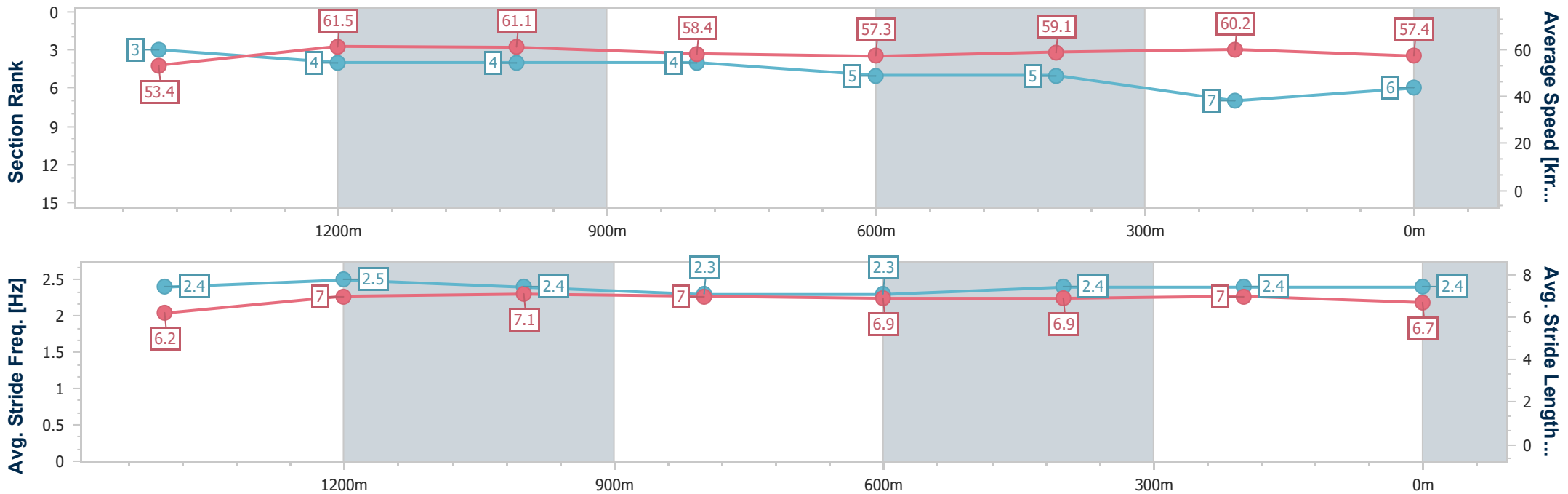
09 October 2024 - 16:13

Track Rating: Soft 6, Weather: Overcast, Rail Position: +8.5m Entire



BRISBANE RACING CLUB

Section	Overall	1400m	1200m	1000m	800m	600m	400m	200m
Section Times	1:41.98 [6] (0:16.82)	1:25.16 [3] (0:11.56)	1:13.60 [4] (0:11.82)	1:01.78 [4] (0:12.34)	0:49.44 [4] (0:12.59)	0:36.85 [5] (0:12.21)	0:24.64 [5] (0:11.98)	0:12.66 [7] (0:12.66)
Average Speed [km/h]	53.4	61.5	61.1	58.4	57.3	59.1	60.2	57.4
Top Speed [km/h]	64.2	63.9	62.8	61.3	58.6	60.7	61.4	59.8
Avg. Dist. to Rail [m]	1.2	1.7	1.1	1.1	0.3	0.9	0.4	1.3
Avg. Stride Freq. [Hz]	2.4	2.5	2.4	2.3	2.3	2.4	2.4	2.4
Avg. Stride Length [m]	6.2	7.0	7.1	7.0	6.9	6.9	7.0	6.7



- [] Ranking at each section and finish
- .-.- No data available at this section
- NA No data available



Horse/Jockey Name	Duma
Final Rank	7
Fastest Section Time (Section)	0:11.75 (1400m)
Top Speed [km/h] (Section)	63.9 (Overall)
Race State	Finished



Doomben QLD Professional

Race 5: U&U Recruitment Class 1 Handicap - 1650m

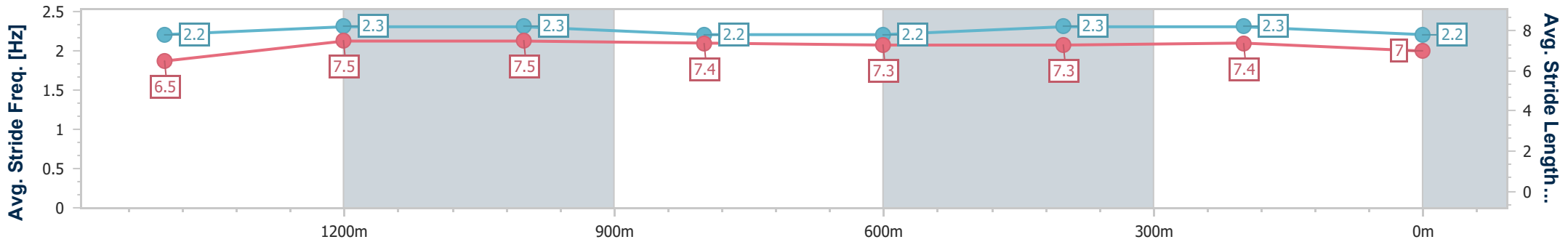
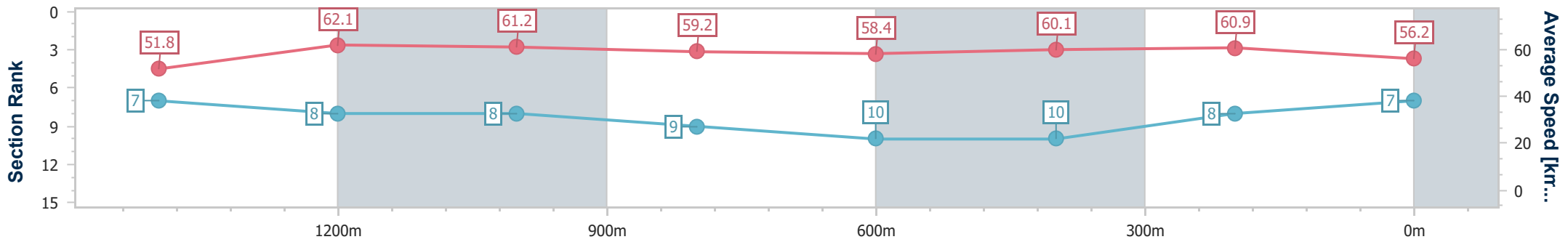
09 October 2024 - 16:13

Track Rating: Soft 6, Weather: Overcast, Rail Position: +8.5m Entire



BRISBANE RACING CLUB

Section	Overall	1400m	1200m	1000m	800m	600m	400m	200m
Section Times	1:42.59 [7] (0:17.39)	1:25.20 [7] (0:11.75)	1:13.45 [8] (0:11.77)	1:01.68 [8] (0:12.26)	0:49.42 [9] (0:12.56)	0:36.86 [10] (0:12.14)	0:24.72 [10] (0:11.84)	0:12.88 [8] (0:12.88)
Average Speed [km/h]	51.8	62.1	61.2	59.2	58.4	60.1	60.9	56.2
Top Speed [km/h]	63.9	63.7	62.0	60.7	59.5	61.8	61.3	59.3
Avg. Dist. to Rail [m]	2.9	1.9	4.6	2.8	4.0	3.0	1.2	2.4
Avg. Stride Freq. [Hz]	2.2	2.3	2.3	2.2	2.2	2.3	2.3	2.2
Avg. Stride Length [m]	6.5	7.5	7.5	7.4	7.3	7.3	7.4	7.0



- [] Ranking at each section and finish
- .-.-.- No data available at this section
- NA No data available



Horse/Jockey Name	Freeman
Final Rank	8
Fastest Section Time (Section)	0:11.59 (1200m)
Top Speed [km/h] (Section)	66.0 (Overall)
Race State	Finished



Doomben QLD Professional

Race 5: U&U Recruitment Class 1 Handicap - 1650m

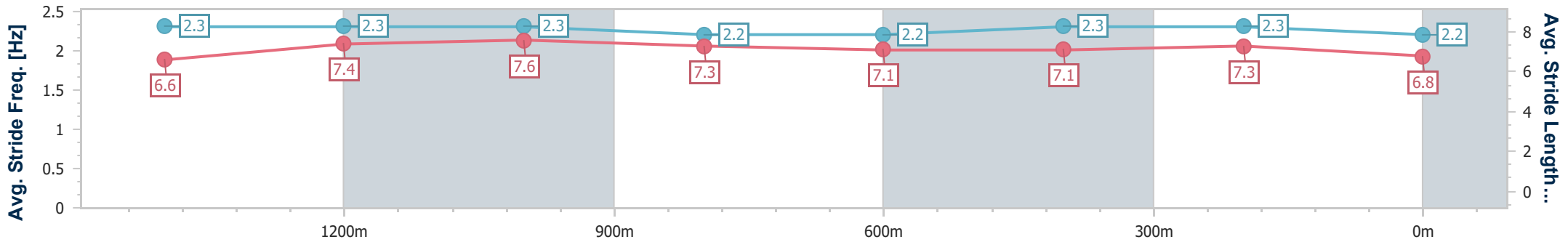
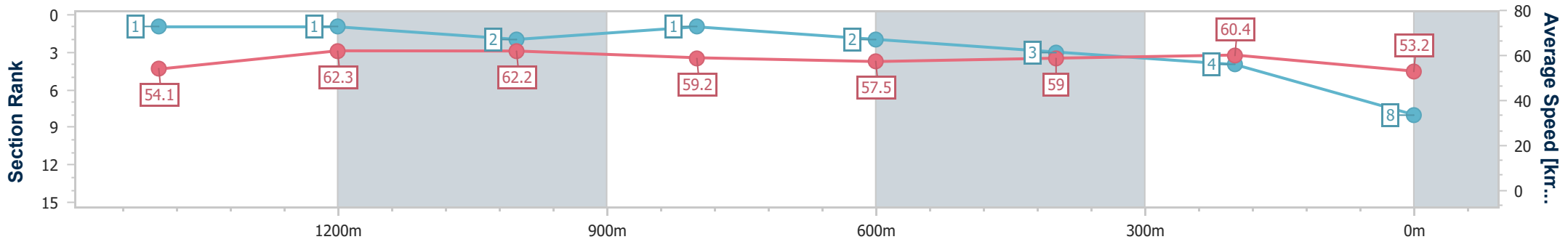
09 October 2024 - 16:13

Track Rating: Soft 6, Weather: Overcast, Rail Position: +8.5m Entire



BRISBANE RACING CLUB

Section	Overall	1400m	1200m	1000m	800m	600m	400m	200m
Section Times	1:42.61 [8] (0:16.61)	1:26.00 [1] (0:11.64)	1:14.36 [1] (0:11.59)	1:02.77 [2] (0:12.20)	0:50.57 [1] (0:12.65)	0:37.92 [2] (0:12.36)	0:25.56 [3] (0:11.89)	0:13.67 [4] (0:13.67)
Average Speed [km/h]	54.1	62.3	62.2	59.2	57.5	59.0	60.4	53.2
Top Speed [km/h]	66.0	63.6	62.9	61.7	58.8	60.1	61.6	57.1
Avg. Dist. to Rail [m]	2.7	1.1	2.2	1.1	2.4	2.4	0.5	0.6
Avg. Stride Freq. [Hz]	2.3	2.3	2.3	2.2	2.2	2.3	2.3	2.2
Avg. Stride Length [m]	6.6	7.4	7.6	7.3	7.1	7.1	7.3	6.8



- [] Ranking at each section and finish
- .-.- No data available at this section
- NA No data available



Horse/Jockey Name	Termite
Final Rank	9
Fastest Section Time (Section)	0:11.79 (1400m)
Top Speed [km/h] (Section)	61.9 (Overall)
Race State	Finished



Doomben QLD Professional

Race 5: U&U Recruitment Class 1 Handicap - 1650m

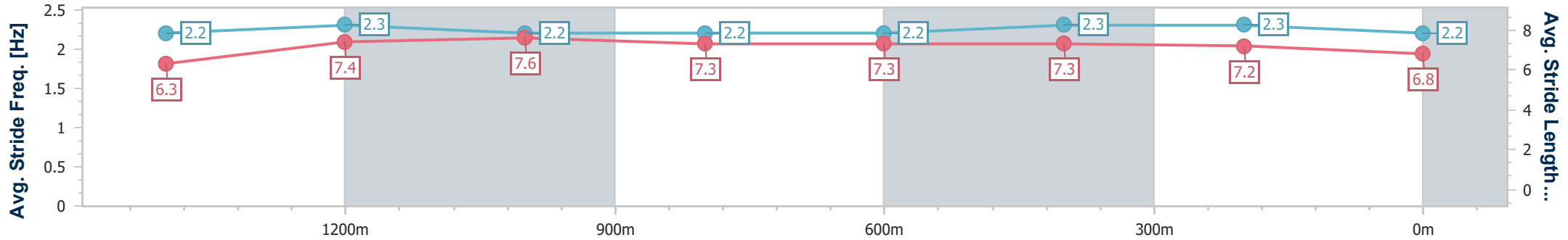
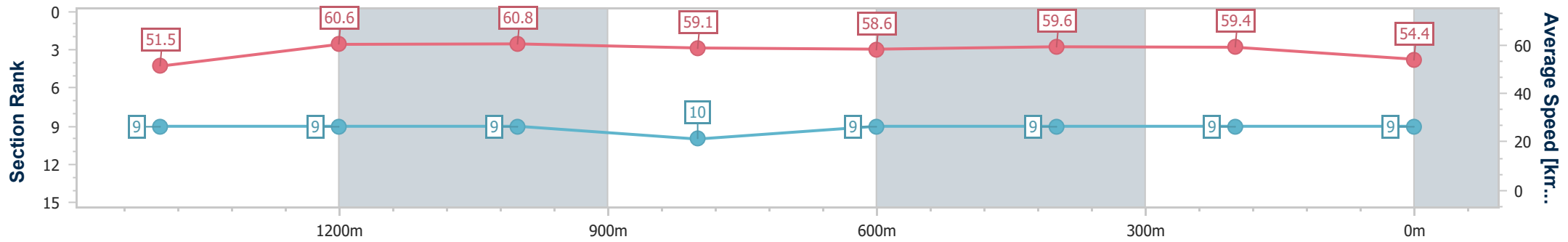
09 October 2024 - 16:13

Track Rating: Soft 6, Weather: Overcast, Rail Position: +8.5m Entire



BRISBANE RACING CLUB

Section	Overall	1400m	1200m	1000m	800m	600m	400m	200m
Section Times	1:43.12 [9] (0:17.44)	1:25.68 [9] (0:11.79)	1:13.89 [9] (0:11.84)	1:02.05 [9] (0:12.18)	0:49.87 [10] (0:12.34)	0:37.53 [9] (0:12.16)	0:25.37 [9] (0:12.10)	0:13.27 [9] (0:13.27)
Average Speed [km/h]	51.5	60.6	60.8	59.1	58.6	59.6	59.4	54.4
Top Speed [km/h]	61.9	61.7	61.6	61.4	60.0	60.6	60.0	57.8
Avg. Dist. to Rail [m]	1.5	1.2	0.5	0.8	1.0	0.9	0.6	1.7
Avg. Stride Freq. [Hz]	2.2	2.3	2.2	2.2	2.2	2.3	2.3	2.2
Avg. Stride Length [m]	6.3	7.4	7.6	7.3	7.3	7.3	7.2	6.8



- [] Ranking at each section and finish
- .-.-.- No data available at this section
- NA No data available



Horse/Jockey Name	Woodland Wonder
Final Rank	10
Fastest Section Time (Section)	0:11.64 (1400m)
Top Speed [km/h] (Section)	62.2 (1200m)
Race State	Finished



Doomben QLD Professional

Race 5: U&U Recruitment Class 1 Handicap - 1650m

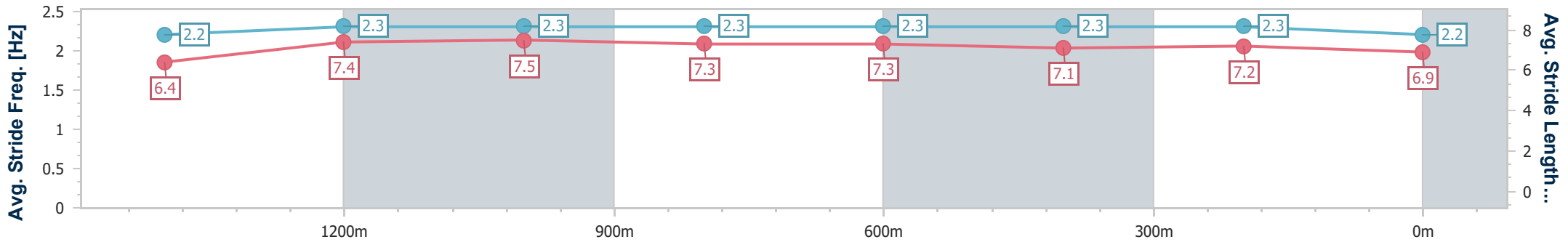
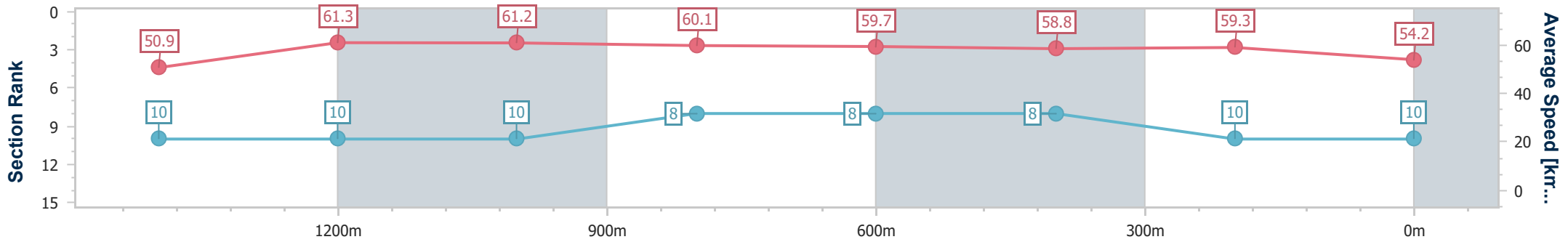
09 October 2024 - 16:13

Track Rating: Soft 6, Weather: Overcast, Rail Position: +8.5m Entire



BRISBANE RACING CLUB

Section	Overall	1400m	1200m	1000m	800m	600m	400m	200m					
Section Times	1:43.31 [10] (0:17.69)	1:25.62 [10] (0:11.64)	1:13.98 [10] (0:11.75)	1:02.23 [10] (0:12.08)	0:50.15 [8] (0:12.19)	0:37.96 [8] (0:12.38)	0:25.58 [8] (0:12.18)	0:13.40 [10] (0:13.40)					
Average Speed [km/h]	50.9	61.3	61.2	60.1	59.7	58.8	59.3	54.2					
Top Speed [km/h]	62.2	62.2	62.2	62.1	60.3	59.8	60.3	57.0					
Avg. Dist. to Rail [m]	1.4	1.4	0.5	2.2	2.2	2.2	1.5	3.3					
Avg. Stride Freq. [Hz]	2.2	2.3	2.3	2.3	2.3	2.3	2.3	2.2					
Avg. Stride Length [m]	6.4	7.4	7.5	7.3	7.3	7.1	7.2	6.9					



- [] Ranking at each section and finish
- .-.- No data available at this section
- NA No data available