



# Doomben QLD Professional

## Race 4: Ladbrokes Form Genius BM68 Handicap - 1110m

09 October 2024 - 15:39



BRISBANE  
RACING CLUB

Track Rating: Soft 6, Weather: Overcast, Rail Position: +8.5m Entire

Section		Overall	1000m	800m	600m	400m	200m	Last 600m					
Field Times		1:05.26 (0:08.31)	0:56.95 (0:11.37)	0:45.58 (0:11.36)	0:34.22 (0:11.23)	0:22.99 (0:11.14)	0:11.85 (0:11.85)	0:34.22					
Rank	TAB Horse/Jockey	Barrier	Top Speed [km/h]	Fastest Section							Margin	Distance Travelled [m]	
1	3 BEAUTANTES Noel Callow	1	66.3 1000m	0:08.77 Overall	1:05.26 [1] (0:08.77)	0:56.49 [5] (0:11.23)	0:45.26 [4] (0:11.47)	0:33.79 [4] (0:11.23)	0:22.56 [4] (0:11.11)	0:11.45 [4] (0:11.45)	1:05.26	0:33.79	
2	10 SHE'S A ROGUE Tahlia Fenlon	8	66.1 1000m	0:08.31 Overall	1:05.29 [2] (0:08.31)	0:56.98 [1] (0:11.37)	0:45.61 [1] (0:11.36)	0:34.25 [1] (0:11.23)	0:23.02 [1] (0:11.14)	0:11.88 [1] (0:11.88)	0.21L	0:34.25	-3
3	4 BOOM SHOT James Orman	2	67.1 400m	0:08.88 Overall	1:05.32 [3] (0:08.88)	0:56.44 [7] (0:11.31)	0:45.13 [6] (0:11.42)	0:33.71 [5] (0:11.29)	0:22.42 [5] (0:10.90)	0:11.52 [3] (0:11.52)	0.35L	0:33.71	+1
4	11 PINK THUNDER Emily Lang	3	67.1 400m	0:08.50 Overall	1:05.58 [4] (0:08.50)	0:57.08 [2] (0:11.33)	0:45.75 [3] (0:11.59)	0:34.16 [3] (0:11.25)	0:22.91 [3] (0:11.12)	0:11.79 [2] (0:11.79)	1.9L	0:34.16	-3
5	12 HELIKEDEMPRETTY Cejay Graham	6	68.0 1000m	0:08.60 Overall	1:06.10 [5] (0:08.60)	0:57.50 [3] (0:11.13)	0:46.37 [2] (0:11.45)	0:34.92 [2] (0:11.38)	0:23.54 [2] (0:11.40)	0:12.14 [5] (0:12.14)	4.96L	0:34.92	+4
6	5 SIAN STAR Cody Collis	5	66.5 400m	0:09.41 Overall	1:06.13 [6] (0:09.41)	0:56.72 [8] (0:11.32)	0:45.40 [8] (0:11.47)	0:33.93 [8] (0:11.16)	0:22.77 [8] (0:11.08)	0:11.69 [7] (0:11.69)	5.17L	0:33.93	-4
7	13 POINT BREAK Karl Zechner	7	65.7 1000m	0:08.84 Overall	1:06.18 [7] (0:08.84)	0:57.34 [6] (0:11.42)	0:45.92 [7] (0:11.50)	0:34.42 [7] (0:11.37)	0:23.05 [7] (0:11.18)	0:11.87 [6] (0:11.87)	5.44L	0:34.42	+5
8	1 AMERICAN PRESIDENT Georgina Cartwright	4	66.1 1000m	0:08.73 Overall	1:06.19 [8] (0:08.73)	0:57.46 [4] (0:11.28)	0:46.18 [5] (0:11.61)	0:34.57 [6] (0:11.43)	0:23.14 [6] (0:11.41)	0:11.73 [8] (0:11.73)	5.5L	0:34.57	+9

Scratched: Last Ditch Effort (#9), Tellez (#6), Treporti (#2), The Astronomer (#8), Great Barrier Reef (#7)

[ ] Ranking at each section and finish  
 -:-:- No data available at this section  
 NA No data available

SCN Saddle cloth number  
 DNF Did not finish  
 DNT Did not track



Horse/Jockey Name	Beautantes
Final Rank	1
Fastest Section Time (Section)	0:08.77 (Overall)
Top Speed [km/h] (Section)	66.3 (1000m)
Race State	Finished



Doomben QLD Professional

Race 4: Ladbrokes Form Genius BM68 Handicap - 1110m

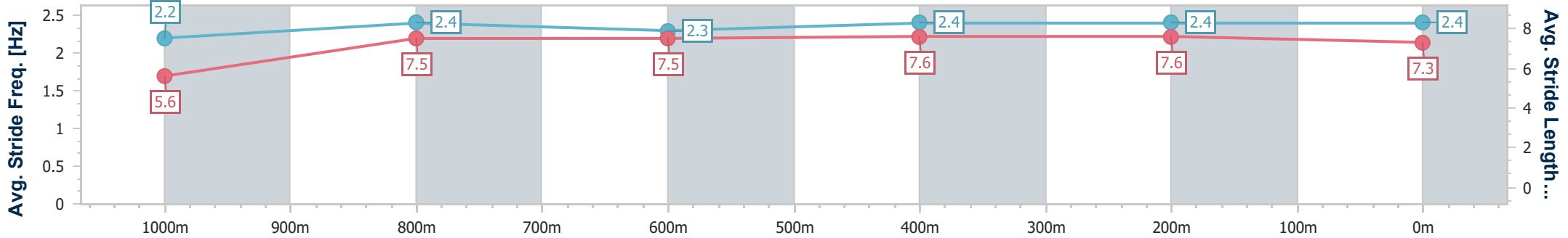
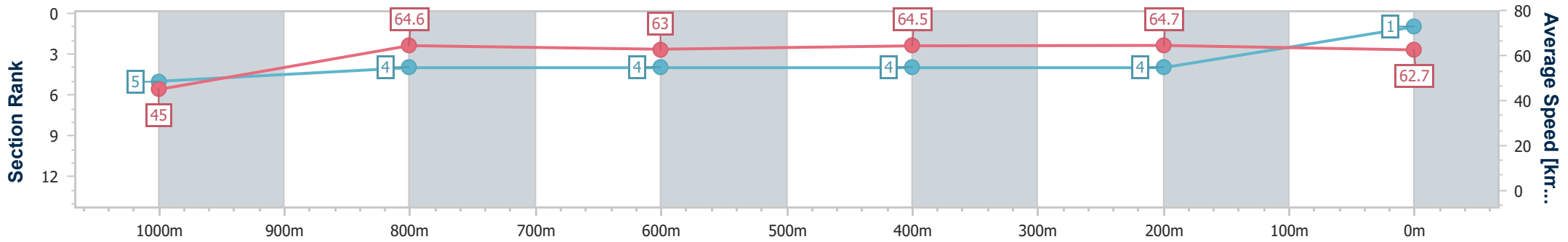
09 October 2024 - 15:39

Track Rating: Soft 6, Weather: Overcast, Rail Position: +8.5m Entire



BRISBANE RACING CLUB

Section	Overall	1000m	800m	600m	400m	200m
Section Times	1:05.26 [1] (0:08.77)	0:56.49 [5] (0:11.23)	0:45.26 [4] (0:11.47)	0:33.79 [4] (0:11.23)	0:22.56 [4] (0:11.11)	0:11.45 [4] (0:11.45)
Average Speed [km/h]	45.0	64.6	63.0	64.5	64.7	62.7
Top Speed [km/h]	65.2	66.3	65.1	65.1	66.0	64.7
Avg. Dist. to Rail [m]	2.0	1.7	1.4	0.6	0.6	2.5
Avg. Stride Freq. [Hz]	2.2	2.4	2.3	2.4	2.4	2.4
Avg. Stride Length [m]	5.6	7.5	7.5	7.6	7.6	7.3



- [ ] Ranking at each section and finish
- .-.- No data available at this section
- NA No data available



Horse/Jockey Name	She's A Rogue
Final Rank	2
Fastest Section Time (Section)	0:08.31 (Overall)
Top Speed [km/h] (Section)	66.1 (1000m)
Race State	Finished



Doomben QLD Professional

Race 4: Ladbrokes Form Genius BM68 Handicap - 1110m

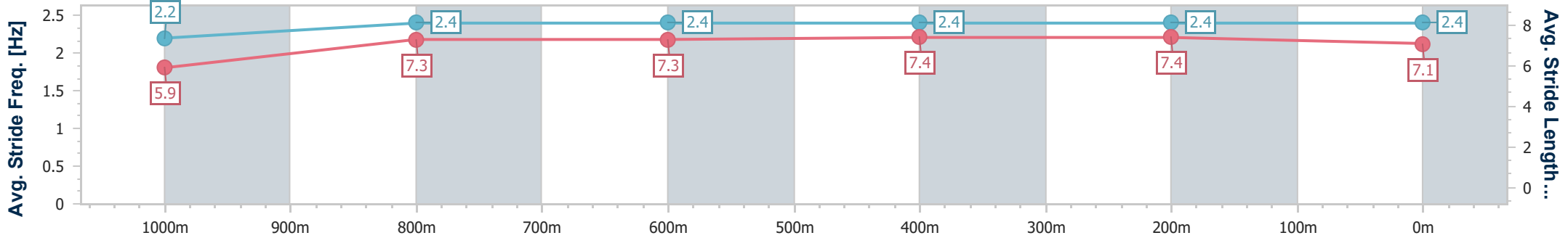
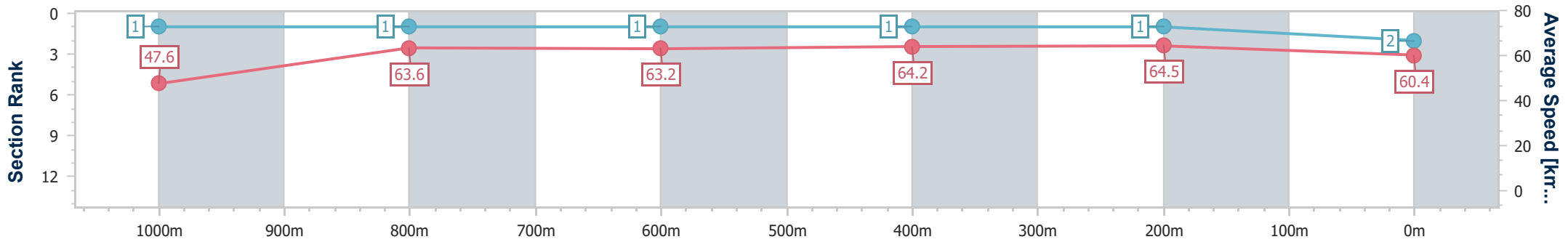
09 October 2024 - 15:39

Track Rating: Soft 6, Weather: Overcast, Rail Position: +8.5m Entire



BRISBANE RACING CLUB

Section	Overall	1000m	800m	600m	400m	200m
Section Times	1:05.29 [2] (0:08.31)	0:56.98 [1] (0:11.37)	0:45.61 [1] (0:11.36)	0:34.25 [1] (0:11.23)	0:23.02 [1] (0:11.14)	0:11.88 [1] (0:11.88)
Average Speed [km/h]	47.6	63.6	63.2	64.2	64.5	60.4
Top Speed [km/h]	65.7	66.1	65.4	65.5	65.7	64.3
Avg. Dist. to Rail [m]	7.3	1.3	0.4	0.4	0.5	0.6
Avg. Stride Freq. [Hz]	2.2	2.4	2.4	2.4	2.4	2.4
Avg. Stride Length [m]	5.9	7.3	7.3	7.4	7.4	7.1



- [ ] Ranking at each section and finish
- .-.- No data available at this section
- NA No data available



Horse/Jockey Name	Boom Shot
Final Rank	3
Fastest Section Time (Section)	0:08.88 (Overall)
Top Speed [km/h] (Section)	67.1 (400m)
Race State	Finished



Doomben QLD Professional

Race 4: Ladbrokes Form Genius BM68 Handicap - 1110m

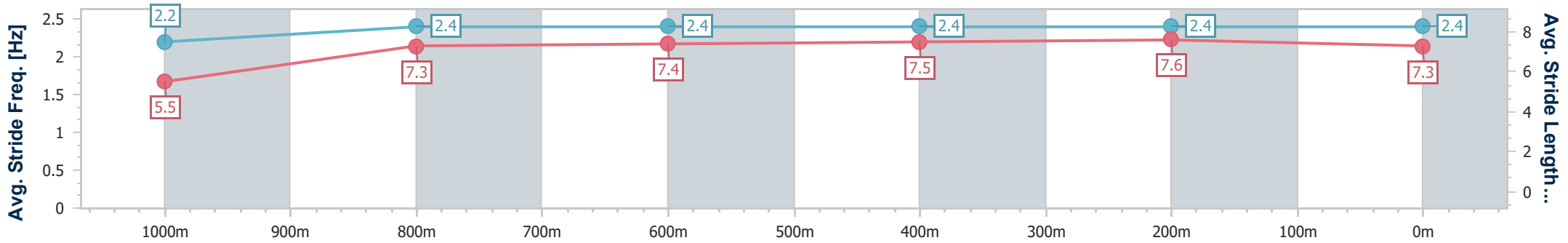
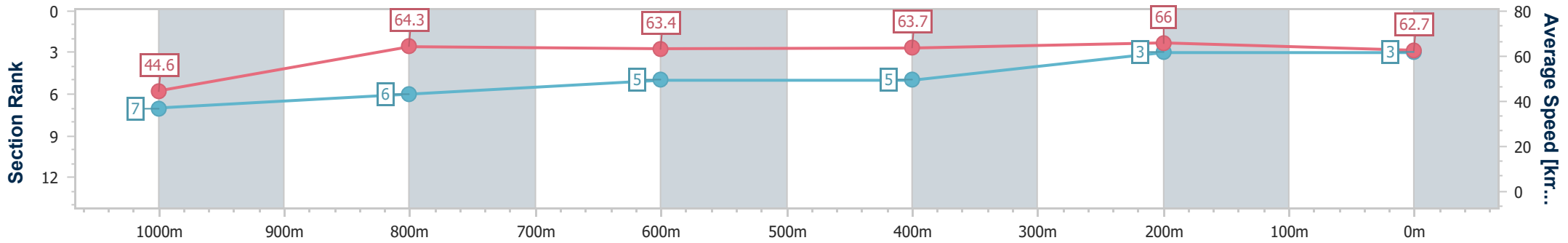
09 October 2024 - 15:39

Track Rating: Soft 6, Weather: Overcast, Rail Position: +8.5m Entire



BRISBANE RACING CLUB

Section	Overall	1000m	800m	600m	400m	200m
Section Times	1:05.32 [3] (0:08.88)	0:56.44 [7] (0:11.31)	0:45.13 [6] (0:11.42)	0:33.71 [5] (0:11.29)	0:22.42 [5] (0:10.90)	0:11.52 [3] (0:11.52)
Average Speed [km/h]	44.6	64.3	63.4	63.7	66.0	62.7
Top Speed [km/h]	63.4	67.0	64.4	64.1	67.1	65.4
Avg. Dist. to Rail [m]	3.0	3.3	1.3	0.4	1.6	3.9
Avg. Stride Freq. [Hz]	2.2	2.4	2.4	2.4	2.4	2.4
Avg. Stride Length [m]	5.5	7.3	7.4	7.5	7.6	7.3



- [ ] Ranking at each section and finish
- .-.- No data available at this section
- NA No data available



Horse/Jockey Name	Pink Thunder
Final Rank	4
Fastest Section Time (Section)	0:08.50 (Overall)
Top Speed [km/h] (Section)	67.1 (400m)
Race State	Finished



Doomben QLD Professional

Race 4: Ladbrokes Form Genius BM68 Handicap - 1110m

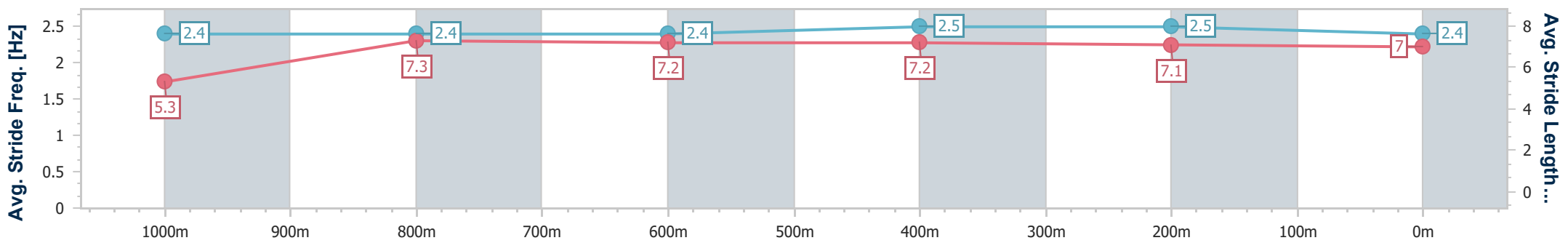
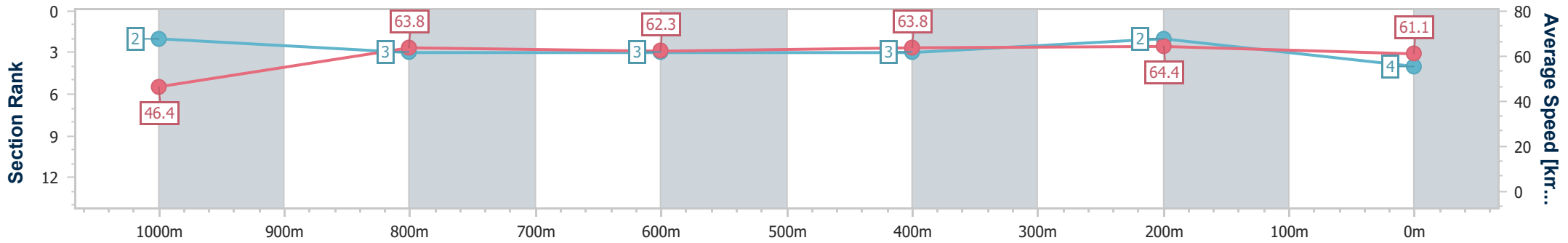
09 October 2024 - 15:39

Track Rating: Soft 6, Weather: Overcast, Rail Position: +8.5m Entire



BRISBANE RACING CLUB

Section	Overall	1000m	800m	600m	400m	200m
Section Times	1:05.58 [4] (0:08.50)	0:57.08 [2] (0:11.33)	0:45.75 [3] (0:11.59)	0:34.16 [3] (0:11.25)	0:22.91 [3] (0:11.12)	0:11.79 [2] (0:11.79)
Average Speed [km/h]	46.4	63.8	62.3	63.8	64.4	61.1
Top Speed [km/h]	63.6	66.3	63.1	65.4	67.1	64.8
Avg. Dist. to Rail [m]	2.5	1.5	0.6	1.1	0.9	1.3
Avg. Stride Freq. [Hz]	2.4	2.4	2.4	2.5	2.5	2.4
Avg. Stride Length [m]	5.3	7.3	7.2	7.2	7.1	7.0



- [ ] Ranking at each section and finish
- .-.- No data available at this section
- NA No data available



Horse/Jockey Name	Helikedempretty
Final Rank	5
Fastest Section Time (Section)	0:08.60 (Overall)
Top Speed [km/h] (Section)	68.0 (1000m)
Race State	Finished



Doomben QLD Professional

Race 4: Ladbrokes Form Genius BM68 Handicap - 1110m

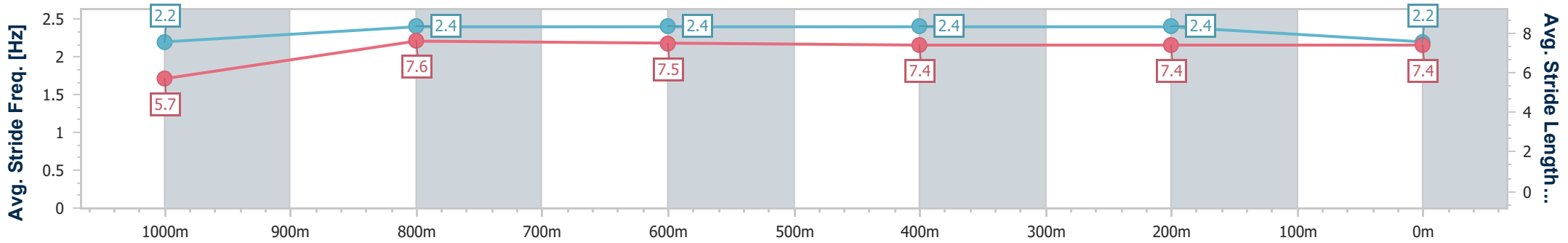
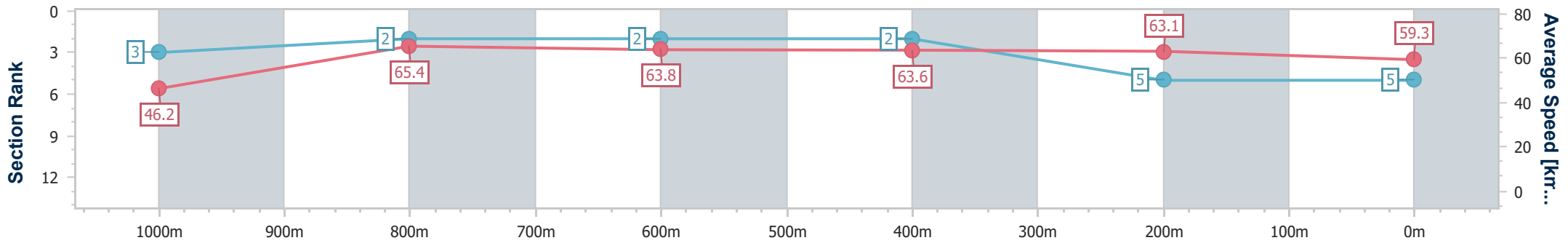
09 October 2024 - 15:39

Track Rating: Soft 6, Weather: Overcast, Rail Position: +8.5m Entire



BRISBANE RACING CLUB

Section	Overall	1000m	800m	600m	400m	200m
Section Times	1:06.10 [5] (0:08.60)	0:57.50 [3] (0:11.13)	0:46.37 [2] (0:11.45)	0:34.92 [2] (0:11.38)	0:23.54 [2] (0:11.40)	0:12.14 [5] (0:12.14)
Average Speed [km/h]	46.2	65.4	63.8	63.6	63.1	59.3
Top Speed [km/h]	64.4	68.0	66.3	65.1	64.9	62.1
Avg. Dist. to Rail [m]	5.2	4.1	2.7	1.2	0.4	0.7
Avg. Stride Freq. [Hz]	2.2	2.4	2.4	2.4	2.4	2.2
Avg. Stride Length [m]	5.7	7.6	7.5	7.4	7.4	7.4



- [ ] Ranking at each section and finish
- .-.- No data available at this section
- NA No data available



Horse/Jockey Name	Sian Star
Final Rank	6
Fastest Section Time (Section)	0:09.41 (Overall)
Top Speed [km/h] (Section)	66.5 (400m)
Race State	Finished



Doomben QLD Professional

Race 4: Ladbrokes Form Genius BM68 Handicap - 1110m

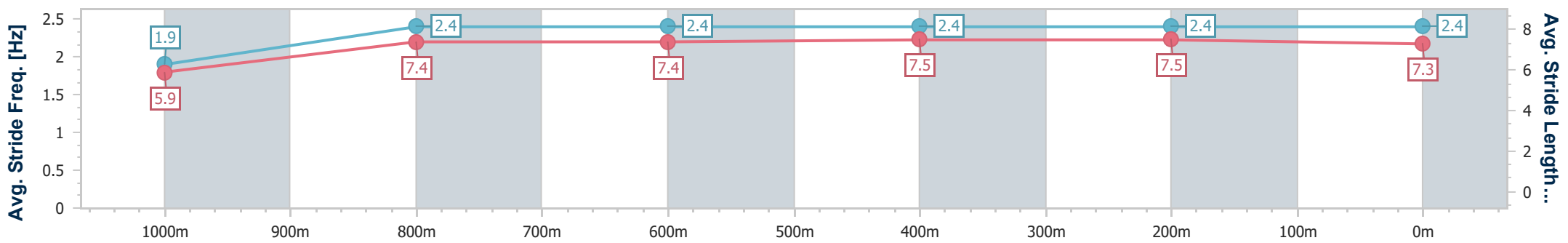
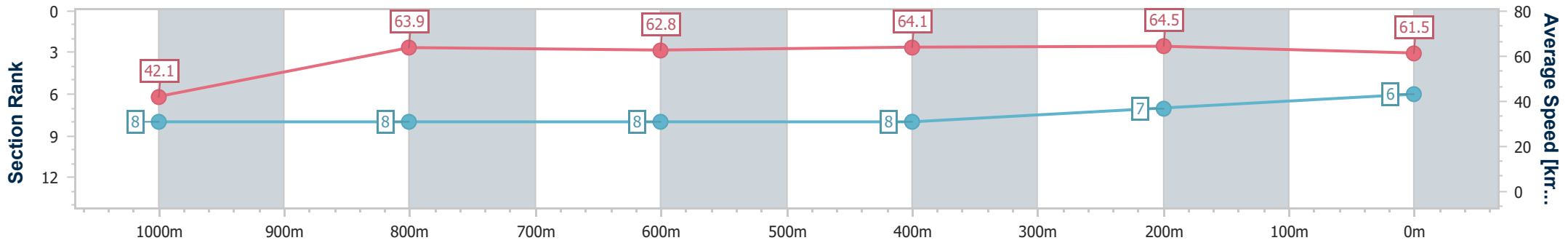
09 October 2024 - 15:39

Track Rating: Soft 6, Weather: Overcast, Rail Position: +8.5m Entire



BRISBANE RACING CLUB

Section	Overall	1000m	800m	600m	400m	200m
Section Times	1:06.13 [6] (0:09.41)	0:56.72 [8] (0:11.32)	0:45.40 [8] (0:11.47)	0:33.93 [8] (0:11.16)	0:22.77 [8] (0:11.08)	0:11.69 [7] (0:11.69)
Average Speed [km/h]	42.1	63.9	62.8	64.1	64.5	61.5
Top Speed [km/h]	62.8	65.1	65.3	65.2	66.5	64.3
Avg. Dist. to Rail [m]	4.1	1.3	0.6	1.4	2.5	1.0
Avg. Stride Freq. [Hz]	1.9	2.4	2.4	2.4	2.4	2.4
Avg. Stride Length [m]	5.9	7.4	7.4	7.5	7.5	7.3



- [ ] Ranking at each section and finish
- .-.- No data available at this section
- NA No data available



Horse/Jockey Name	Point Break
Final Rank	7
Fastest Section Time (Section)	0:08.84 (Overall)
Top Speed [km/h] (Section)	65.7 (1000m)
Race State	Finished



Doomben QLD Professional

Race 4: Ladbrokes Form Genius BM68 Handicap - 1110m

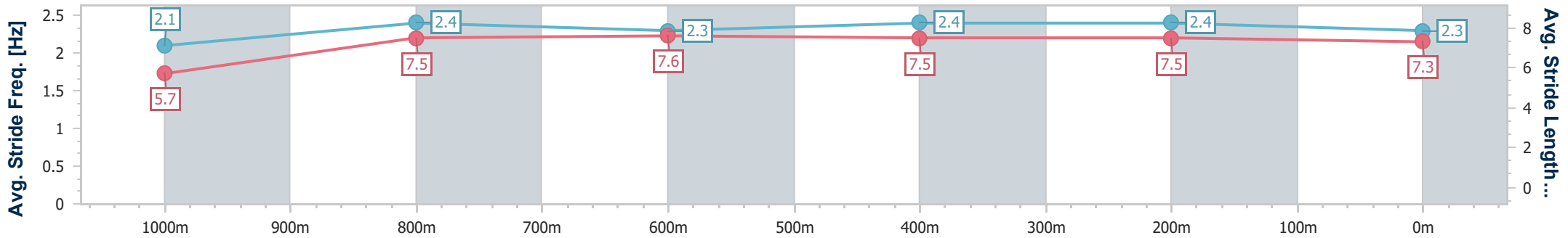
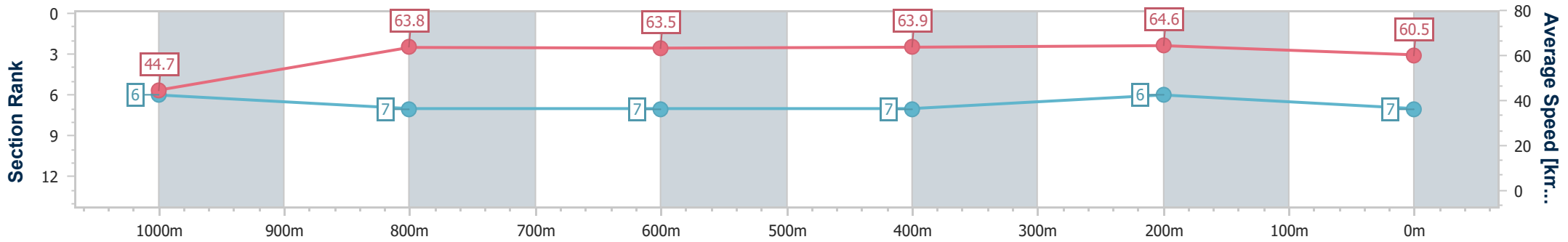
09 October 2024 - 15:39

Track Rating: Soft 6, Weather: Overcast, Rail Position: +8.5m Entire



BRISBANE RACING CLUB

Section	Overall	1000m	800m	600m	400m	200m
Section Times	1:06.18 [7] (0:08.84)	0:57.34 [6] (0:11.42)	0:45.92 [7] (0:11.50)	0:34.42 [7] (0:11.37)	0:23.05 [7] (0:11.18)	0:11.87 [6] (0:11.87)
Average Speed [km/h]	44.7	63.8	63.5	63.9	64.6	60.5
Top Speed [km/h]	62.6	65.7	65.0	65.4	65.2	63.6
Avg. Dist. to Rail [m]	6.9	3.3	2.6	2.0	2.1	2.7
Avg. Stride Freq. [Hz]	2.1	2.4	2.3	2.4	2.4	2.3
Avg. Stride Length [m]	5.7	7.5	7.6	7.5	7.5	7.3



- [ ] Ranking at each section and finish
- .-.- No data available at this section
- NA No data available





Horse/Jockey Name	American President
Final Rank	8
Fastest Section Time (Section)	0:08.73 (Overall)
Top Speed [km/h] (Section)	66.1 (1000m)
Race State	Finished



Doomben QLD Professional

Race 4: Ladbrokes Form Genius BM68 Handicap - 1110m

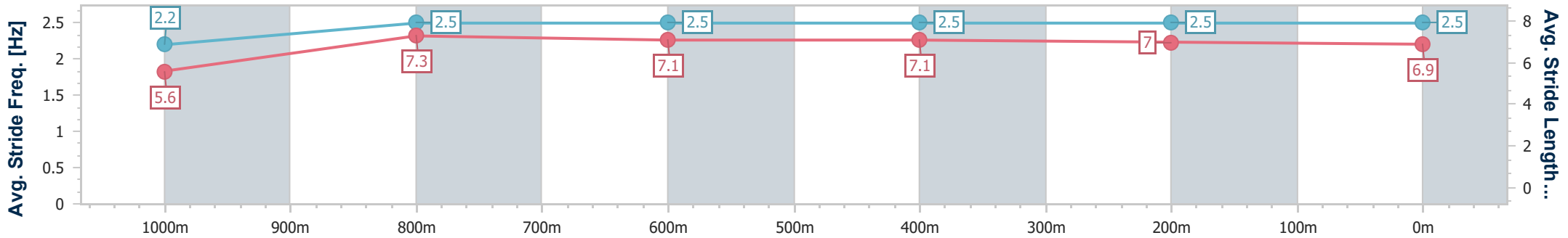
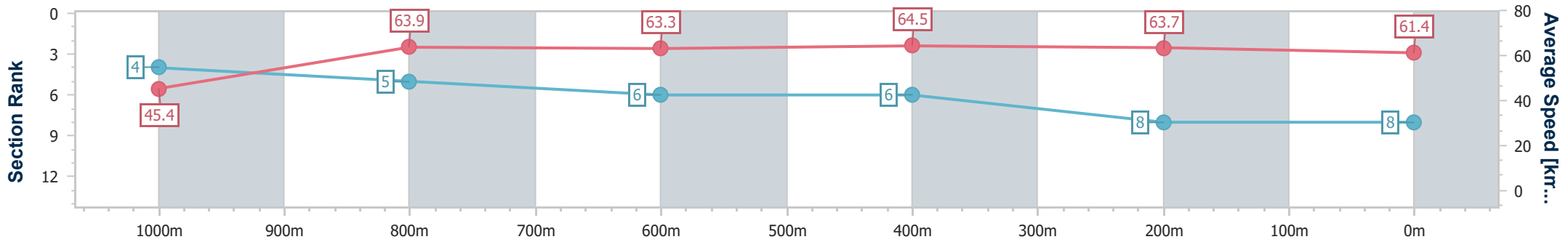
09 October 2024 - 15:39

Track Rating: Soft 6, Weather: Overcast, Rail Position: +8.5m Entire



BRISBANE RACING CLUB

Section	Overall	1000m	800m	600m	400m	200m
Section Times	1:06.19 [8] (0:08.73)	0:57.46 [4] (0:11.28)	0:46.18 [5] (0:11.61)	0:34.57 [6] (0:11.43)	0:23.14 [6] (0:11.41)	0:11.73 [8] (0:11.73)
Average Speed [km/h]	45.4	63.9	63.3	64.5	63.7	61.4
Top Speed [km/h]	63.7	66.1	64.9	66.0	64.8	63.9
Avg. Dist. to Rail [m]	2.9	1.8	3.6	4.1	6.5	7.4
Avg. Stride Freq. [Hz]	2.2	2.5	2.5	2.5	2.5	2.5
Avg. Stride Length [m]	5.6	7.3	7.1	7.1	7.0	6.9



- [ ] Ranking at each section and finish
- .-.- No data available at this section
- NA No data available