



# Doomben QLD Professional

## Race 1: The Gibson Maiden Plate - 1650m

09 October 2024 - 13:53



BRISBANE  
RACING CLUB

Track Rating: Soft 7, Weather: Overcast, Rail Position: +8.5m Entire

Section		Overall	1400m	1200m	1000m	800m	600m	400m	Last 600m				
Field Times		1:41.87 (0:16.59)	1:25.28 (0:11.97)	1:13.31 (0:12.20)	1:01.11 (0:13.31)	0:47.80 (0:12.18)	0:35.62 (0:11.83)	0:23.79 (0:11.71)	0:35.62				
Rank	TAB Horse/Jockey	Barrier	Top Speed [km/h]	Fastest Section									Distance Travelled [m]
1	10 YOU KAY SQUEEZE Robbie Dolan	5	65.1 Overall	0:11.36 400m	1:41.87 [1] (0:17.24)	1:24.63 [7] (0:12.03)	1:12.60 [7] (0:12.31)	1:00.29 [7] (0:13.19)	0:47.10 [7] (0:11.91)	0:35.19 [5] (0:11.75)	0:23.44 [4] (0:11.36)	0:35.19	
2	4 PAPAL WARS Kyle Wilson-Taylor	7	64.6 Overall	0:11.75 800m	1:42.39 [2] (0:16.93)	1:25.46 [4] (0:12.05)	1:13.41 [5] (0:12.31)	1:01.10 [6] (0:13.21)	0:47.89 [6] (0:11.75)	0:36.14 [1] (0:11.83)	0:24.31 [1] (0:11.79)	0:36.14	-3
3	3 OPTIMUS MAXIMUS Emily Lang	2	63.6 Overall	0:11.68 600m	1:42.47 [3] (0:16.89)	1:25.58 [3] (0:11.94)	1:13.64 [4] (0:12.18)	1:01.46 [3] (0:13.20)	0:48.26 [3] (0:12.45)	0:35.81 [4] (0:11.68)	0:24.13 [3] (0:11.79)	0:35.81	-6
4	6 CHAYSE'N' THE KING Noel Callow	9	65.8 1400m	0:11.42 1400m	1:42.61 [4] (0:17.17)	1:25.44 [6] (0:11.42)	1:14.02 [2] (0:12.25)	1:01.77 [2] (0:13.33)	0:48.44 [2] (0:12.34)	0:36.10 [3] (0:11.69)	0:24.41 [2] (0:11.69)	0:36.10	-1
5	1 DISCOVER Justin Huxtable	10	64.9 Overall	0:11.62 600m	1:42.67 [5] (0:17.35)	1:25.32 [8] (0:12.08)	1:13.24 [9] (0:12.18)	1:01.06 [8] (0:13.29)	0:47.77 [9] (0:11.99)	0:35.78 [7] (0:11.62)	0:24.16 [6] (0:11.64)	0:35.78	+1
6	12 CROC FIGHT Jake Bayliss	1	65.7 Overall	0:11.68 400m	1:42.83 [6] (0:16.59)	1:26.24 [1] (0:11.97)	1:14.27 [1] (0:12.20)	1:02.07 [1] (0:13.31)	0:48.76 [1] (0:12.37)	0:36.39 [2] (0:12.02)	0:24.37 [5] (0:11.68)	0:36.39	-10
7	5 ARGERICH Cejay Graham	3	68.1 Overall	0:11.72 400m	1:42.84 [7] (0:16.85)	1:25.99 [2] (0:11.81)	1:14.18 [3] (0:12.39)	1:01.79 [4] (0:13.30)	0:48.49 [4] (0:12.49)	0:36.00 [6] (0:11.86)	0:24.14 [8] (0:11.72)	0:36.00	-4
8	9 SUNCHELLE Melea Castle	11	63.9 400m	0:11.60 400m	1:43.21 [8] (0:17.80)	1:25.41 [10] (0:11.98)	1:13.43 [10] (0:12.19)	1:01.24 [10] (0:13.25)	0:47.99 [10] (0:12.35)	0:35.64 [10] (0:11.97)	0:23.67 [10] (0:11.60)	0:35.64	-3
9	2 FORT DENISON Noriyuki Masuda	6	64.2 Overall	0:11.74 400m	1:43.27 [9] (0:17.39)	1:25.88 [9] (0:12.00)	1:13.88 [8] (0:12.24)	1:01.64 [9] (0:13.20)	0:48.44 [8] (0:12.53)	0:35.91 [9] (0:11.89)	0:24.02 [9] (0:11.74)	0:35.91	-5

Did Not Finish: She'll Go Boom (#8)

Scratched: Our Benefactor (#11), Lady Deanne (#7)

[ ] Ranking at each section and finish  
 -:-:- No data available at this section  
 NA No data available

SCN Saddle cloth number  
 DNF Did not finish  
 DNT Did not track



**Doomben QLD Professional**  
**Race 1: The Gibson Maiden Plate - 1650m**  
**09 October 2024 - 13:53**



Track Rating: Soft 7, Weather: Overcast, Rail Position: +8.5m Entire

Section				200m				Last 600m	
Field Times				0:12.08 (0:12.08)				0:35.62	
Rank	TAB	Horse/Jockey	Barrier	Top Speed [km/h]	Fastest Section	Margin			Distance Travelled [m]
1	10	<b>YOU KAY SQUEEZE</b> Robbie Dolan	5	65.1 Overall	0:11.36 400m	0:12.08 [1] (0:12.08)	1:41.87		0:35.19
2	4	<b>PAPAL WARS</b> Kyle Wilson-Taylor	7	64.6 Overall	0:11.75 800m	0:12.52 [2] (0:12.52)	3.05L		0:36.14 -3
3	3	<b>OPTIMUS MAXIMUS</b> Emily Lang	2	63.6 Overall	0:11.68 600m	0:12.34 [4] (0:12.34)	3.54L		0:35.81 -6
4	6	<b>CHAYSE'N' THE KING</b> Noel Callow	9	65.8 1400m	0:11.42 1400m	0:12.72 [3] (0:12.72)	4.37L		0:36.10 -1
5	1	<b>DISCOVER</b> Justin Huxtable	10	64.9 Overall	0:11.62 600m	0:12.52 [6] (0:12.52)	4.72L		0:35.78 +1
6	12	<b>CROC FIGHT</b> Jake Bayliss	1	65.7 Overall	0:11.68 400m	0:12.69 [5] (0:12.69)	5.62L		0:36.39 -10
7	5	<b>ARGERICH</b> Cejay Graham	3	68.1 Overall	0:11.72 400m	0:12.42 [8] (0:12.42)	5.68L		0:36.00 -4
8	9	<b>SUNCHELLE</b> Melea Castle	11	63.9 400m	0:11.60 400m	0:12.07 [10] (0:12.07)	7.89L		0:35.64 -3
9	2	<b>FORT DENISON</b> Noriyuki Masuda	6	64.2 Overall	0:11.74 400m	0:12.28 [9] (0:12.28)	8.26L		0:35.91 -5

Did Not Finish: She'll Go Boom (#8)

Scratched: Our Benefactor (#11), Lady Deanne (#7)

[ ] Ranking at each section and finish  
 -:-:- No data available at this section  
 NA No data available

SCN Saddle cloth number  
 DNF Did not finish  
 DNT Did not track



Horse/Jockey Name	You Kay Squeeze
Final Rank	1
Fastest Section Time (Section)	0:11.36 (400m)
Top Speed [km/h] (Section)	65.1 (Overall)
Race State	Finished



Doomben QLD Professional

Race 1: The Gibson Maiden Plate - 1650m

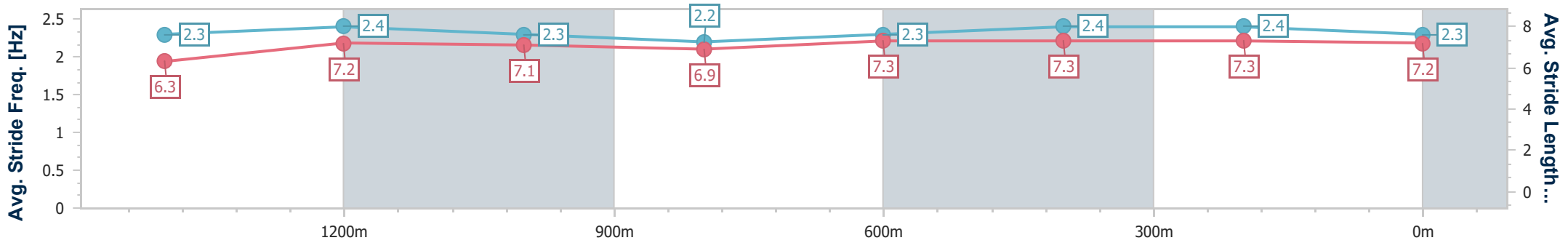
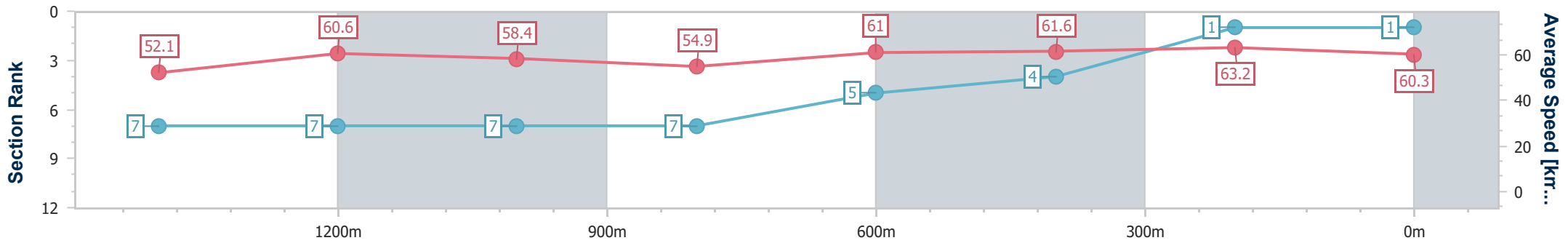
09 October 2024 - 13:53

Track Rating: Soft 7, Weather: Overcast, Rail Position: +8.5m Entire



BRISBANE RACING CLUB

Section	Overall	1400m	1200m	1000m	800m	600m	400m	200m
Section Times	1:41.87 [1] (0:17.24)	1:24.63 [7] (0:12.03)	1:12.60 [7] (0:12.31)	1:00.29 [7] (0:13.19)	0:47.10 [7] (0:11.91)	0:35.19 [5] (0:11.75)	0:23.44 [4] (0:11.36)	0:12.08 [1] (0:12.08)
Average Speed [km/h]	52.1	60.6	58.4	54.9	61.0	61.6	63.2	60.3
Top Speed [km/h]	65.1	64.9	59.8	60.3	63.5	63.9	64.8	63.0
Avg. Dist. to Rail [m]	1.7	1.7	1.9	1.7	1.9	1.0	0.6	1.1
Avg. Stride Freq. [Hz]	2.3	2.4	2.3	2.2	2.3	2.4	2.4	2.3
Avg. Stride Length [m]	6.3	7.2	7.1	6.9	7.3	7.3	7.3	7.2



- [ ] Ranking at each section and finish
- .-.- No data available at this section
- NA No data available



Horse/Jockey Name	Papal Wars
Final Rank	2
Fastest Section Time (Section)	0:11.75 (800m)
Top Speed [km/h] (Section)	64.6 (Overall)
Race State	Finished



### Doomben QLD Professional

Race 1: The Gibson Maiden Plate - 1650m

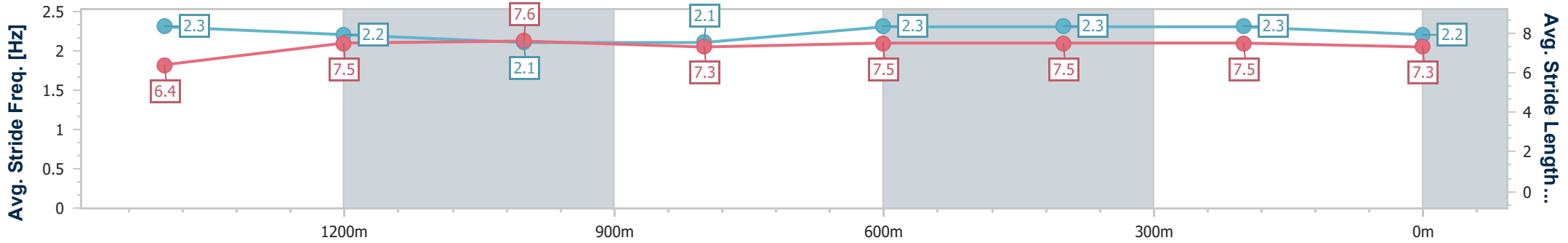
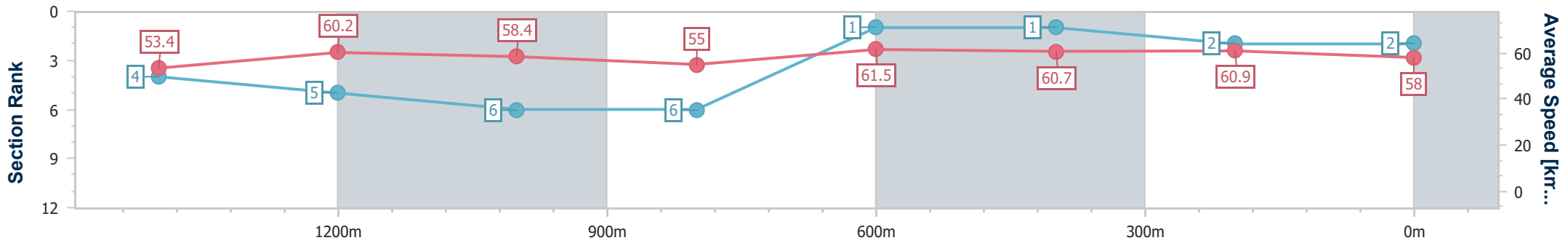
09 October 2024 - 13:53

Track Rating: Soft 7, Weather: Overcast, Rail Position: +8.5m Entire



BRISBANE RACING CLUB

Section	Overall	1400m	1200m	1000m	800m	600m	400m	200m
Section Times	1:42.39 [2] (0:16.93)	1:25.46 [4] (0:12.05)	1:13.41 [5] (0:12.31)	1:01.10 [6] (0:13.21)	0:47.89 [6] (0:11.75)	0:36.14 [1] (0:11.83)	0:24.31 [1] (0:11.79)	0:12.52 [2] (0:12.52)
Average Speed [km/h]	53.4	60.2	58.4	55.0	61.5	60.7	60.9	58.0
Top Speed [km/h]	64.6	63.5	60.7	60.6	62.6	61.3	62.0	59.8
Avg. Dist. to Rail [m]	3.1	1.4	3.1	3.2	1.1	0.7	1.3	1.6
Avg. Stride Freq. [Hz]	2.3	2.2	2.1	2.1	2.3	2.3	2.3	2.2
Avg. Stride Length [m]	6.4	7.5	7.6	7.3	7.5	7.5	7.5	7.3



- [ ] Ranking at each section and finish
- .-.- No data available at this section
- NA No data available



Horse/Jockey Name	Optimus Maximus
Final Rank	3
Fastest Section Time (Section)	0:11.68 (600m)
Top Speed [km/h] (Section)	63.6 (Overall)
Race State	Finished



Doomben QLD Professional

Race 1: The Gibson Maiden Plate - 1650m

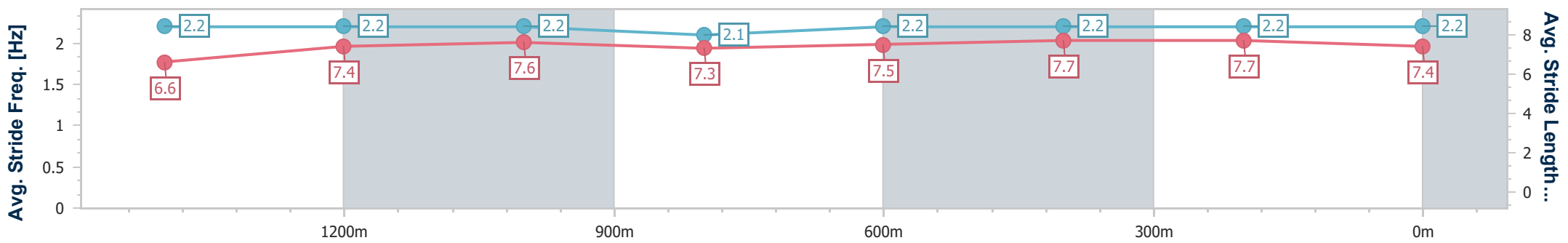
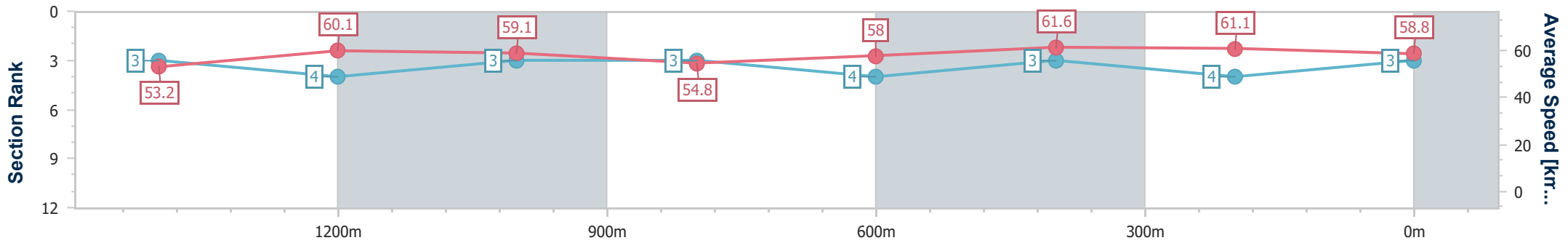
09 October 2024 - 13:53

Track Rating: Soft 7, Weather: Overcast, Rail Position: +8.5m Entire



BRISBANE RACING CLUB

Section	Overall	1400m	1200m	1000m	800m	600m	400m	200m
Section Times	1:42.47 [3] (0:16.89)	1:25.58 [3] (0:11.94)	1:13.64 [4] (0:12.18)	1:01.46 [3] (0:13.20)	0:48.26 [3] (0:12.45)	0:35.81 [4] (0:11.68)	0:24.13 [3] (0:11.79)	0:12.34 [4] (0:12.34)
Average Speed [km/h]	53.2	60.1	59.1	54.8	58.0	61.6	61.1	58.8
Top Speed [km/h]	63.6	63.0	60.1	56.8	63.0	63.2	61.6	61.2
Avg. Dist. to Rail [m]	0.5	0.9	1.6	1.6	0.7	0.1	0.6	2.4
Avg. Stride Freq. [Hz]	2.2	2.2	2.2	2.1	2.2	2.2	2.2	2.2
Avg. Stride Length [m]	6.6	7.4	7.6	7.3	7.5	7.7	7.7	7.4



- [ ] Ranking at each section and finish
- .-.- No data available at this section
- NA No data available



Horse/Jockey Name	Chayse'n' The King
Final Rank	4
Fastest Section Time (Section)	0:11.42 (1400m)
Top Speed [km/h] (Section)	65.8 (1400m)
Race State	Finished



Doomben QLD Professional

Race 1: The Gibson Maiden Plate - 1650m

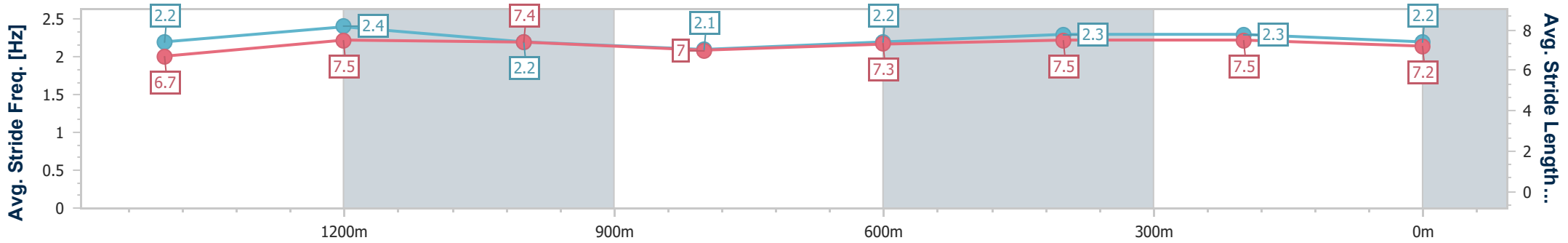
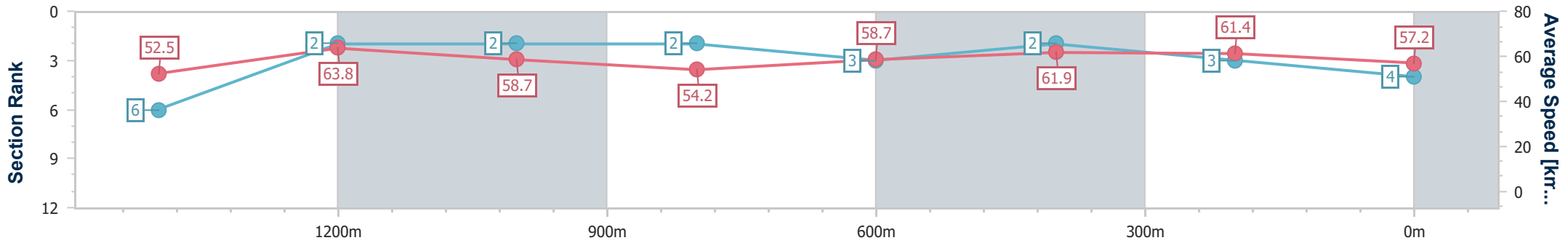
09 October 2024 - 13:53

Track Rating: Soft 7, Weather: Overcast, Rail Position: +8.5m Entire



BRISBANE RACING CLUB

Section	Overall	1400m	1200m	1000m	800m	600m	400m	200m
Section Times	1:42.61 [4] (0:17.17)	1:25.44 [6] (0:11.42)	1:14.02 [2] (0:12.25)	1:01.77 [2] (0:13.33)	0:48.44 [2] (0:12.34)	0:36.10 [3] (0:11.69)	0:24.41 [2] (0:11.69)	0:12.72 [3] (0:12.72)
Average Speed [km/h]	52.5	63.8	58.7	54.2	58.7	61.9	61.4	57.2
Top Speed [km/h]	65.4	65.8	61.5	55.7	62.5	62.6	62.6	60.0
Avg. Dist. to Rail [m]	3.4	1.6	2.0	1.6	1.2	0.8	0.5	0.8
Avg. Stride Freq. [Hz]	2.2	2.4	2.2	2.1	2.2	2.3	2.3	2.2
Avg. Stride Length [m]	6.7	7.5	7.4	7.0	7.3	7.5	7.5	7.2



- [ ] Ranking at each section and finish
- .-.- No data available at this section
- NA No data available



Horse/Jockey Name	Discover
Final Rank	5
Fastest Section Time (Section)	0:11.62 (600m)
Top Speed [km/h] (Section)	64.9 (Overall)
Race State	Finished



### Doomben QLD Professional

Race 1: The Gibson Maiden Plate - 1650m

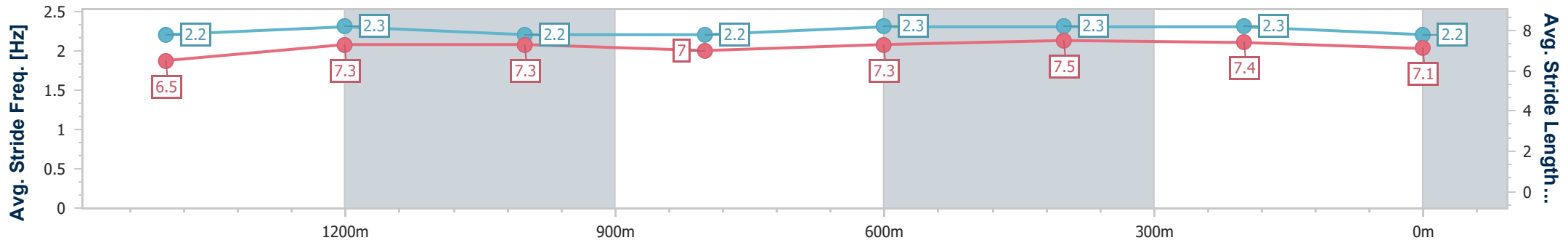
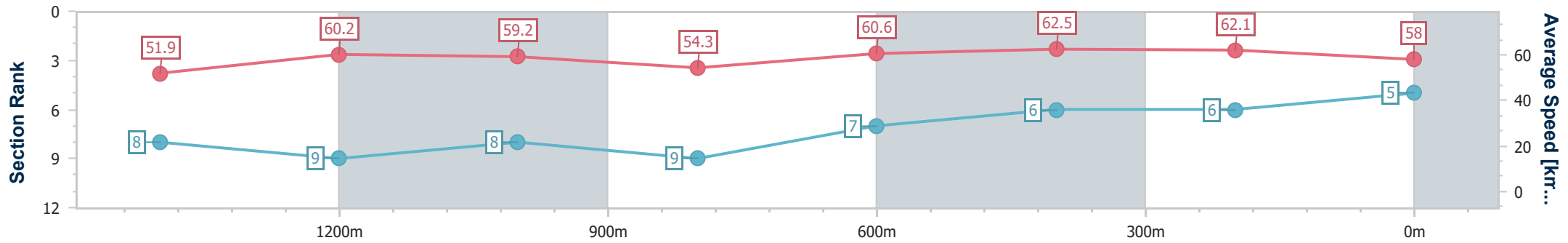
09 October 2024 - 13:53

Track Rating: Soft 7, Weather: Overcast, Rail Position: +8.5m Entire



BRISBANE RACING CLUB

Section	Overall	1400m	1200m	1000m	800m	600m	400m	200m
Section Times	1:42.67 [5] (0:17.35)	1:25.32 [8] (0:12.08)	1:13.24 [9] (0:12.18)	1:01.06 [8] (0:13.29)	0:47.77 [9] (0:11.99)	0:35.78 [7] (0:11.62)	0:24.16 [6] (0:11.64)	0:12.52 [6] (0:12.52)
Average Speed [km/h]	51.9	60.2	59.2	54.3	60.6	62.5	62.1	58.0
Top Speed [km/h]	64.9	62.8	60.8	58.3	63.4	63.6	64.1	60.5
Avg. Dist. to Rail [m]	3.8	1.5	1.8	0.3	1.7	2.0	2.2	2.5
Avg. Stride Freq. [Hz]	2.2	2.3	2.2	2.2	2.3	2.3	2.3	2.2
Avg. Stride Length [m]	6.5	7.3	7.3	7.0	7.3	7.5	7.4	7.1



- [ ] Ranking at each section and finish
- .-.- No data available at this section
- NA No data available



Horse/Jockey Name	Croc Fight
Final Rank	6
Fastest Section Time (Section)	0:11.68 (400m)
Top Speed [km/h] (Section)	65.7 (Overall)
Race State	Finished



Doomben QLD Professional

Race 1: The Gibson Maiden Plate - 1650m

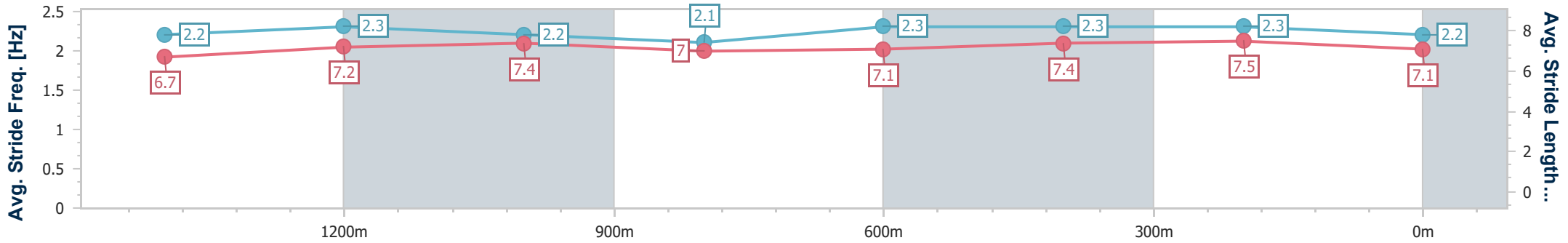
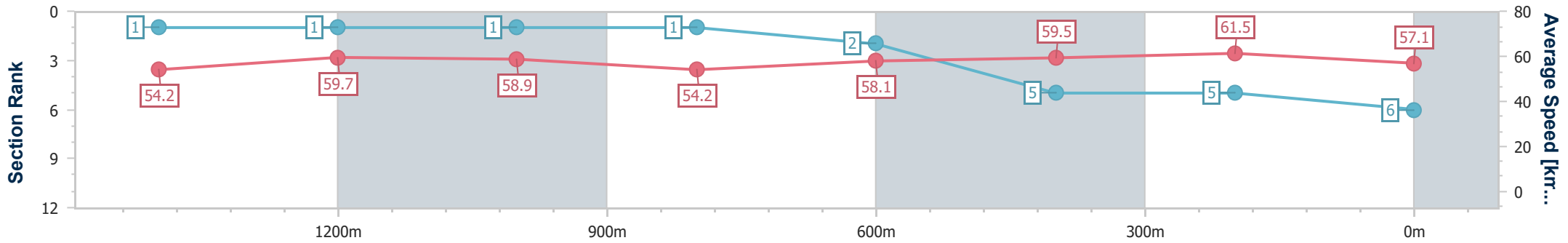
09 October 2024 - 13:53

Track Rating: Soft 7, Weather: Overcast, Rail Position: +8.5m Entire



BRISBANE RACING CLUB

Section	Overall	1400m	1200m	1000m	800m	600m	400m	200m
Section Times	1:42.83 [6] (0:16.59)	1:26.24 [1] (0:11.97)	1:14.27 [1] (0:12.20)	1:02.07 [1] (0:13.31)	0:48.76 [1] (0:12.37)	0:36.39 [2] (0:12.02)	0:24.37 [5] (0:11.68)	0:12.69 [5] (0:12.69)
Average Speed [km/h]	54.2	59.7	58.9	54.2	58.1	59.5	61.5	57.1
Top Speed [km/h]	65.7	62.3	61.1	55.7	61.4	61.2	62.0	60.3
Avg. Dist. to Rail [m]	1.5	0.9	0.8	0.8	0.6	1.3	1.2	0.8
Avg. Stride Freq. [Hz]	2.2	2.3	2.2	2.1	2.3	2.3	2.3	2.2
Avg. Stride Length [m]	6.7	7.2	7.4	7.0	7.1	7.4	7.5	7.1



- [ ] Ranking at each section and finish
- .-.- No data available at this section
- NA No data available





Horse/Jockey Name	Argerich
Final Rank	7
Fastest Section Time (Section)	0:11.72 (400m)
Top Speed [km/h] (Section)	68.1 (Overall)
Race State	Finished



### Doomben QLD Professional

Race 1: The Gibson Maiden Plate - 1650m

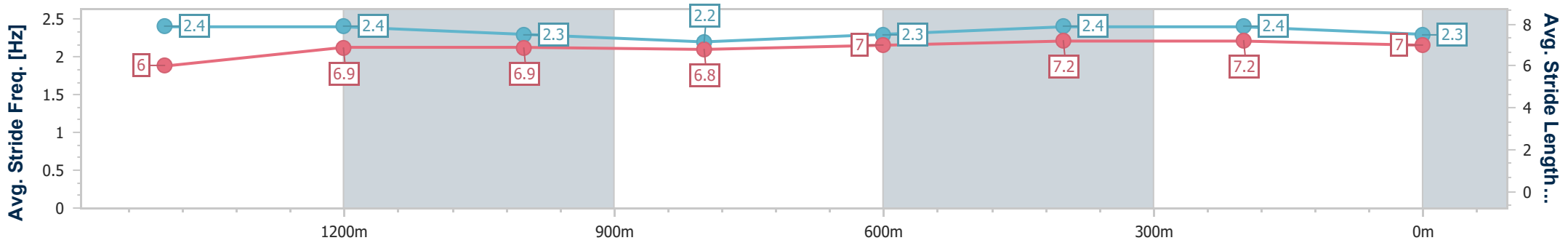
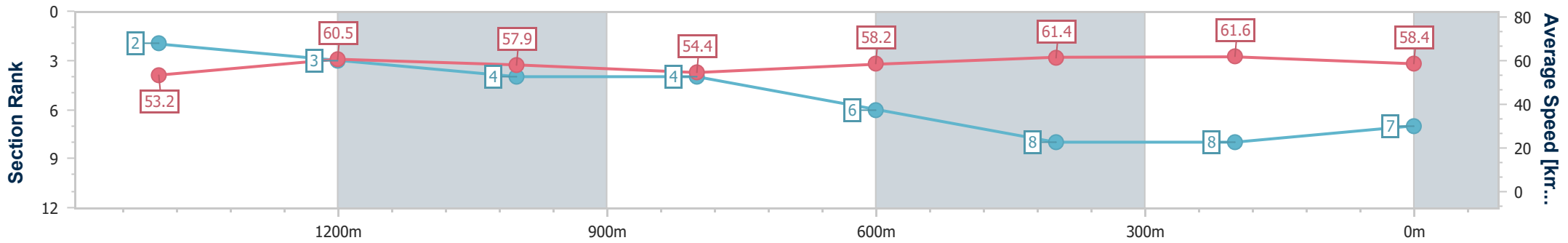
09 October 2024 - 13:53

Track Rating: Soft 7, Weather: Overcast, Rail Position: +8.5m Entire



BRISBANE RACING CLUB

Section	Overall	1400m	1200m	1000m	800m	600m	400m	200m
Section Times	1:42.84 [7] (0:16.85)	1:25.99 [2] (0:11.81)	1:14.18 [3] (0:12.39)	1:01.79 [4] (0:13.30)	0:48.49 [4] (0:12.49)	0:36.00 [6] (0:11.86)	0:24.14 [8] (0:11.72)	0:12.42 [8] (0:12.42)
Average Speed [km/h]	53.2	60.5	57.9	54.4	58.2	61.4	61.6	58.4
Top Speed [km/h]	68.1	63.8	59.6	56.3	62.3	62.5	63.6	60.9
Avg. Dist. to Rail [m]	1.6	1.9	2.2	2.1	1.7	1.7	2.1	3.1
Avg. Stride Freq. [Hz]	2.4	2.4	2.3	2.2	2.3	2.4	2.4	2.3
Avg. Stride Length [m]	6.0	6.9	6.9	6.8	7.0	7.2	7.2	7.0



- [ ] Ranking at each section and finish
- .-.- No data available at this section
- NA No data available



Horse/Jockey Name	Sunchelle
Final Rank	8
Fastest Section Time (Section)	0:11.60 (400m)
Top Speed [km/h] (Section)	63.9 (400m)
Race State	Finished



### Doomben QLD Professional

Race 1: The Gibson Maiden Plate - 1650m

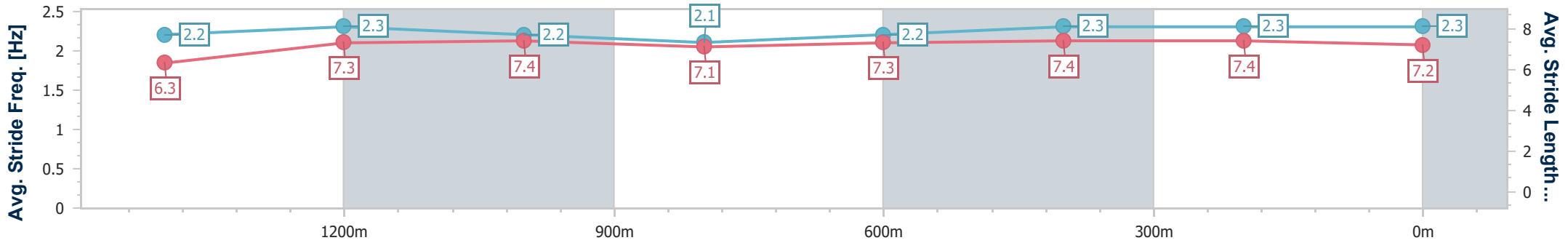
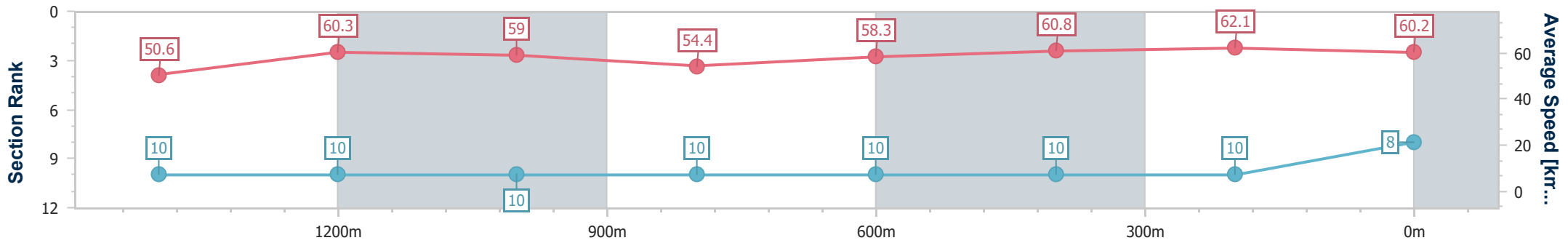
09 October 2024 - 13:53

Track Rating: Soft 7, Weather: Overcast, Rail Position: +8.5m Entire



BRISBANE RACING CLUB

Section	Overall	1400m	1200m	1000m	800m	600m	400m	200m
Section Times	1:43.21 [8] (0:17.80)	1:25.41 [10] (0:11.98)	1:13.43 [10] (0:12.19)	1:01.24 [10] (0:13.25)	0:47.99 [10] (0:12.35)	0:35.64 [10] (0:11.97)	0:23.67 [10] (0:11.60)	0:12.07 [10] (0:12.07)
Average Speed [km/h]	50.6	60.3	59.0	54.4	58.3	60.8	62.1	60.2
Top Speed [km/h]	63.4	62.9	61.0	57.8	61.5	61.7	63.9	62.4
Avg. Dist. to Rail [m]	3.6	0.7	1.6	1.1	0.5	1.5	0.4	0.7
Avg. Stride Freq. [Hz]	2.2	2.3	2.2	2.1	2.2	2.3	2.3	2.3
Avg. Stride Length [m]	6.3	7.3	7.4	7.1	7.3	7.4	7.4	7.2



- [ ] Ranking at each section and finish
- .-.- No data available at this section
- NA No data available



Horse/Jockey Name	Fort Denison
Final Rank	9
Fastest Section Time (Section)	0:11.74 (400m)
Top Speed [km/h] (Section)	64.2 (Overall)
Race State	Finished



### Doomben QLD Professional

Race 1: The Gibson Maiden Plate - 1650m

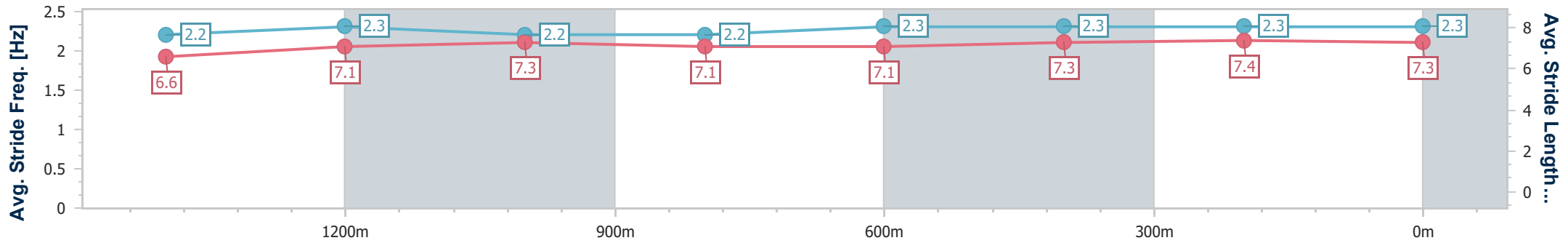
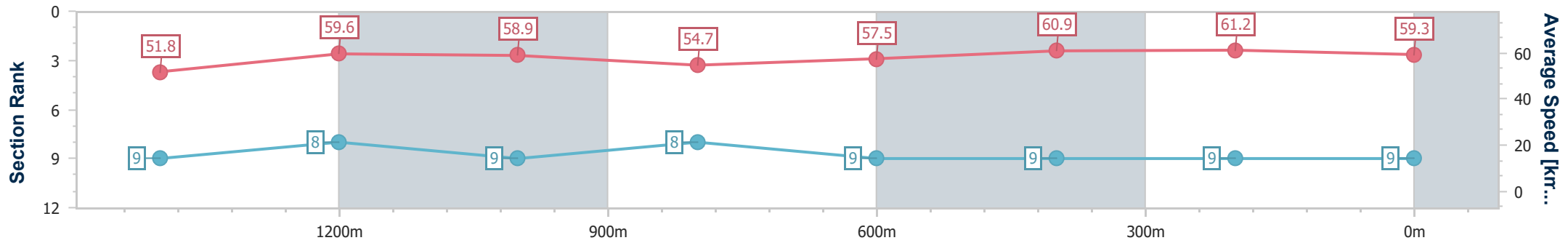
09 October 2024 - 13:53

Track Rating: Soft 7, Weather: Overcast, Rail Position: +8.5m Entire



BRISBANE RACING CLUB

Section	Overall	1400m	1200m	1000m	800m	600m	400m	200m
Section Times	1:43.27 [9] (0:17.39)	1:25.88 [9] (0:12.00)	1:13.88 [8] (0:12.24)	1:01.64 [9] (0:13.20)	0:48.44 [8] (0:12.53)	0:35.91 [9] (0:11.89)	0:24.02 [9] (0:11.74)	0:12.28 [9] (0:12.28)
Average Speed [km/h]	51.8	59.6	58.9	54.7	57.5	60.9	61.2	59.3
Top Speed [km/h]	64.2	63.0	59.9	56.8	61.1	61.6	62.2	61.9
Avg. Dist. to Rail [m]	2.0	0.7	0.7	0.5	0.6	0.6	2.0	2.9
Avg. Stride Freq. [Hz]	2.2	2.3	2.2	2.2	2.3	2.3	2.3	2.3
Avg. Stride Length [m]	6.6	7.1	7.3	7.1	7.1	7.3	7.4	7.3



- [ ] Ranking at each section and finish
- .-.- No data available at this section
- NA No data available



Horse/Jockey Name	She'll Go Boom
Final Rank	3
Fastest Section Time (Section)	0:11.60 (600m)
Top Speed [km/h] (Section)	64.0 (Overall)
Race State	DidNotFinish



Doomben QLD Professional

Race 1: The Gibson Maiden Plate - 1650m

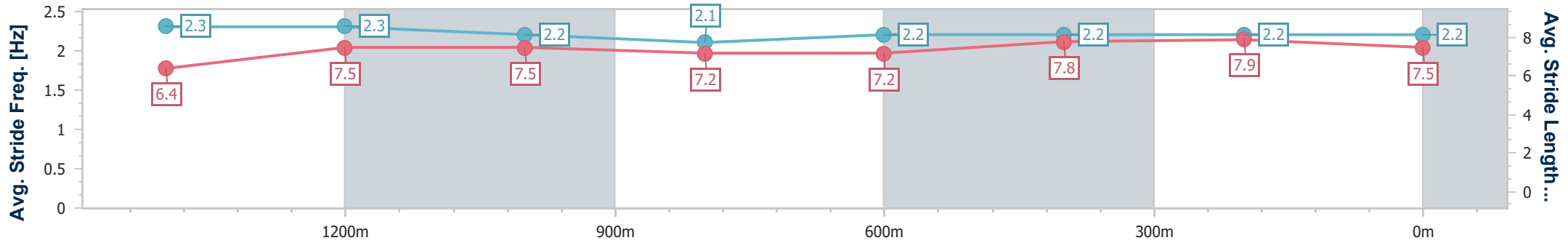
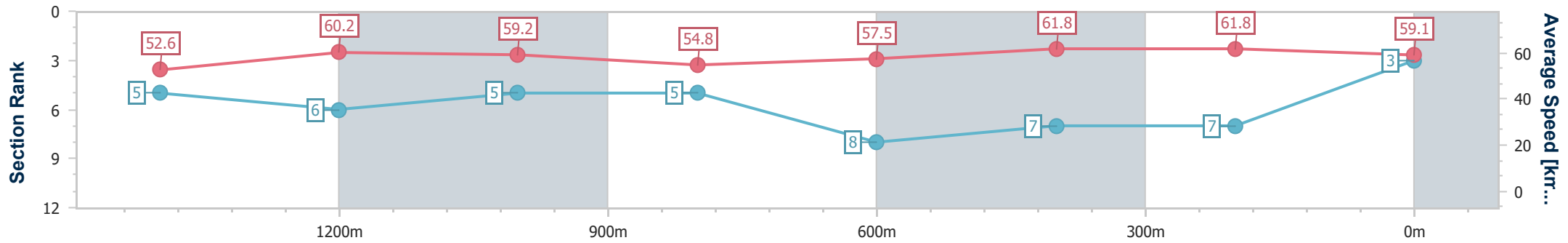
09 October 2024 - 13:53

Track Rating: Soft 7, Weather: Overcast, Rail Position: +8.5m Entire



BRISBANE RACING CLUB

Section	Overall	1400m	1200m	1000m	800m	600m	400m	200m
Section Times	0:00.00 [3] (0:17.10)	0:00.00 [5] (0:12.02)	0:00.00 [6] (0:12.15)	0:00.00 [5] (0:13.20)	0:00.00 [5] (0:12.53)	0:00.00 [8] (0:11.60)	0:00.00 [7] (0:11.67)	0:00.00 [7] (0:12.28)
Average Speed [km/h]	52.6	60.2	59.2	54.8	57.5	61.8	61.8	59.1
Top Speed [km/h]	64.0	63.6	60.3	57.5	62.6	62.4	62.6	60.1
Avg. Dist. to Rail [m]	1.3	0.8	1.9	1.6	0.5	0.4	1.0	0.7
Avg. Stride Freq. [Hz]	2.3	2.3	2.2	2.1	2.2	2.2	2.2	2.2
Avg. Stride Length [m]	6.4	7.5	7.5	7.2	7.2	7.8	7.9	7.5



- [ ] Ranking at each section and finish
- .-.- No data available at this section
- NA No data available