

Track Rating: Soft 5, Weather: Fine, Rail Position: True

Section		Field Times										Last 600m					
		Overall	1000m	800m	600m	400m	200m						0:34.98				
		1:10.64 (0:13.58)	0:57.06 (0:10.83)	0:46.23 (0:11.25)	0:34.98 (0:11.22)	0:23.76 (0:11.71)	0:12.05 (0:12.05)										
Rank	TAB	Horse/Jockey	Barrier	Top Speed [km/h]	Fastest Section											Margin	Distance Travelled [m]
1	4	HALFAHOPE Boris Thornton	5	66.9 1000m	0:10.87 1000m	1:10.64 [1] (0:14.07)	0:56.57 [4] (0:10.87)	0:45.70 [5] (0:11.06)	0:34.64 [4] (0:11.18)	0:23.46 [3] (0:11.48)	0:11.98 [4] (0:11.98)	1:10.64	0:34.64				
2	8	TWYFORD Justin Huxtable	1	69.0 1000m	0:10.91 1000m	1:10.67 [2] (0:13.68)	0:56.99 [3] (0:10.91)	0:46.08 [3] (0:11.38)	0:34.70 [3] (0:11.23)	0:23.47 [4] (0:11.42)	0:12.05 [3] (0:12.05)	0.19L	0:34.70	-2			
3	7	MILTON ROAD Andrew Mallyon	7	67.2 1000m	0:10.98 1000m	1:10.79 [3] (0:14.15)	0:56.64 [6] (0:10.98)	0:45.66 [7] (0:11.09)	0:34.57 [5] (0:11.39)	0:23.18 [6] (0:11.42)	0:11.76 [6] (0:11.76)	0.92L	0:34.57	+3			
4	1	BROCKY Corey Sutherland	3	68.3 1000m	0:10.81 1000m	1:10.99 [4] (0:14.11)	0:56.88 [5] (0:10.81)	0:46.07 [4] (0:11.31)	0:34.76 [6] (0:11.29)	0:23.47 [5] (0:11.49)	0:11.98 [5] (0:11.98)	2.08L	0:34.76	-3			
5	2	DATA PATCH Jace McMurray	2	67.8 1000m	0:10.86 1000m	1:11.25 [5] (0:13.64)	0:57.61 [2] (0:10.86)	0:46.75 [2] (0:11.26)	0:35.49 [2] (0:11.19)	0:24.30 [2] (0:11.64)	0:12.66 [1] (0:12.66)	3.63L	0:35.49	+0			
6	13	DEVINE FORCE Robbie Dolan	8	67.5 1000m	0:10.81 1000m	1:11.38 [6] (0:14.29)	0:57.09 [7] (0:10.81)	0:46.28 [6] (0:11.27)	0:35.01 [7] (0:11.35)	0:23.66 [7] (0:11.55)	0:12.11 [7] (0:12.11)	4.34L	0:35.01	-2			
7	15	READY AND LUCKY Emily Lang	6	69.8 1000m	0:10.83 1000m	1:11.45 [7] (0:13.58)	0:57.87 [1] (0:10.83)	0:47.04 [1] (0:11.25)	0:35.79 [1] (0:11.22)	0:24.57 [1] (0:11.73)	0:12.84 [2] (0:12.84)	4.76L	0:35.79	-4			
8	11	IMMORTALITY Dylan Turner	4	67.7 Overall	0:11.04 1000m	1:11.57 [8] (0:14.50)	0:57.07 [9] (0:11.04)	0:46.03 [9] (0:11.21)	0:34.82 [9] (0:11.44)	0:23.38 [9] (0:11.31)	0:12.07 [9] (0:12.07)	5.46L	0:34.82	-4			
9	9	UNCLE BUD Jake Molloy	9	67.3 1000m	0:10.96 1000m	1:11.80 [9] (0:14.45)	0:57.35 [8] (0:10.96)	0:46.39 [8] (0:11.12)	0:35.27 [8] (0:11.38)	0:23.89 [8] (0:11.58)	0:12.31 [8] (0:12.31)	6.85L	0:35.27	+0			

Scratched: Lunar Eight (#17), Mygirlgladys (#16), Bat Pad (#10), Billy's Bro (#3), Battle Of Vienna (#6), Uchi (#5), Mambo Dancer (#14), Count Nicholas (#12)



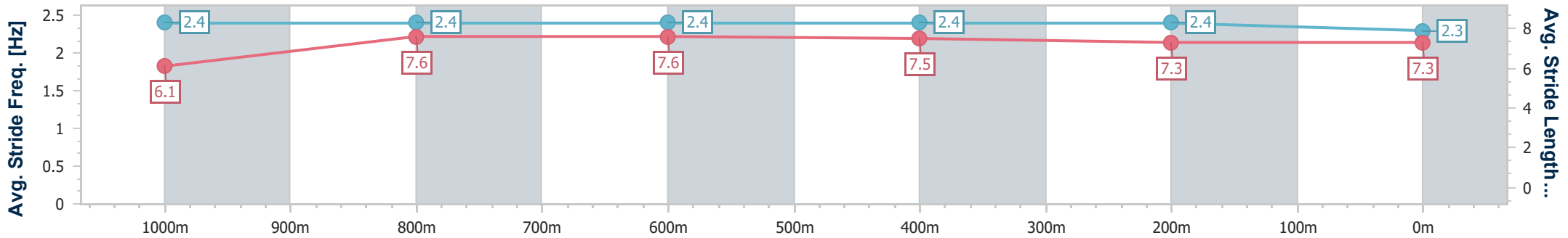
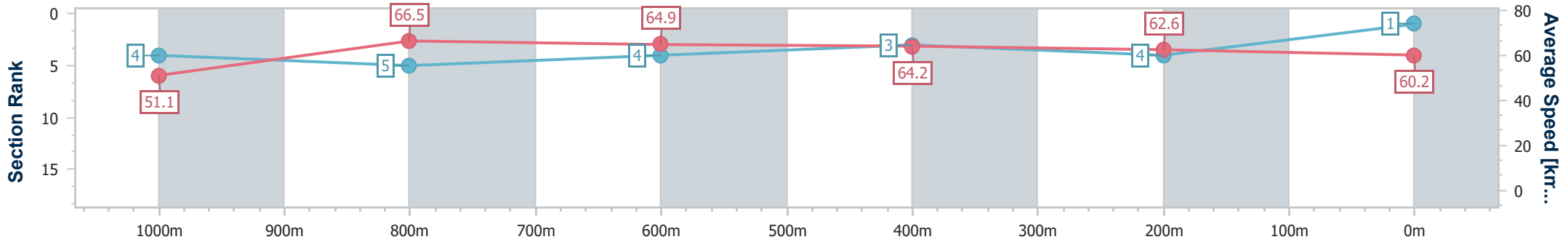
Horse/Jockey Name	Halfahope
Final Rank	1
Fastest Section Time (Section)	0:10.87 (1000m)
Top Speed [km/h] (Section)	66.9 (1000m)
Race State	Finished



Ipswich QLD Professional
 Race 5: RDO EQUIPMENT BM65 Handicap - 1200m
 07 October 2024 - 16:03
 Track Rating: Soft 5, Weather: Fine, Rail Position: True



Section	Overall	1000m	800m	600m	400m	200m
Section Times	1:10.64 [1] (0:14.07)	0:56.57 [4] (0:10.87)	0:45.70 [5] (0:11.06)	0:34.64 [4] (0:11.18)	0:23.46 [3] (0:11.48)	0:11.98 [4] (0:11.98)
Average Speed [km/h]	51.1	66.5	64.9	64.2	62.6	60.2
Top Speed [km/h]	65.9	66.9	66.1	64.6	64.7	62.6
Avg. Dist. to Rail [m]	5.7	1.1	0.7	1.2	1.3	3.1
Avg. Stride Freq. [Hz]	2.4	2.4	2.4	2.4	2.4	2.3
Avg. Stride Length [m]	6.1	7.6	7.6	7.5	7.3	7.3



- [] Ranking at each section and finish
- .-.- No data available at this section
- NA No data available



Horse/Jockey Name	Twyford
Final Rank	2
Fastest Section Time (Section)	0:10.91 (1000m)
Top Speed [km/h] (Section)	69.0 (1000m)
Race State	Finished



Ipswich QLD Professional

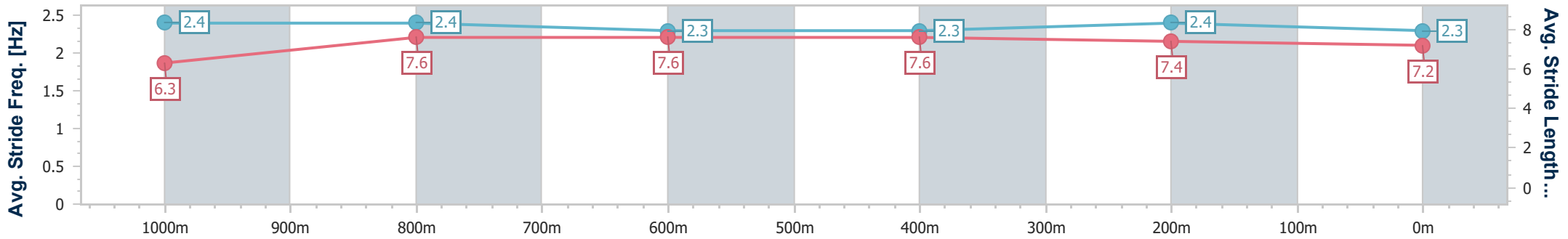
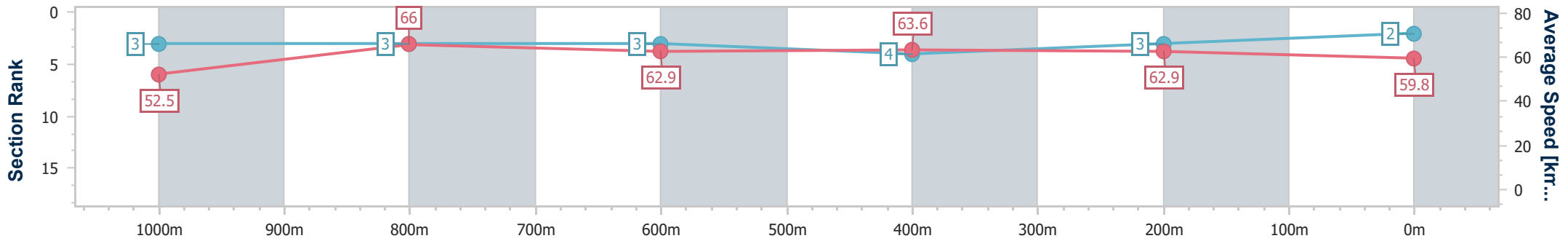
Race 5: RDO EQUIPMENT BM65 Handicap - 1200m

07 October 2024 - 16:03

Track Rating: Soft 5, Weather: Fine, Rail Position: True



Section	Overall	1000m	800m	600m	400m	200m
Section Times	1:10.67 [2] (0:13.68)	0:56.99 [3] (0:10.91)	0:46.08 [3] (0:11.38)	0:34.70 [3] (0:11.23)	0:23.47 [4] (0:11.42)	0:12.05 [3] (0:12.05)
Average Speed [km/h]	52.5	66.0	62.9	63.6	62.9	59.8
Top Speed [km/h]	68.1	69.0	63.8	64.6	63.8	62.4
Avg. Dist. to Rail [m]	2.4	0.5	1.1	1.4	0.9	1.3
Avg. Stride Freq. [Hz]	2.4	2.4	2.3	2.3	2.4	2.3
Avg. Stride Length [m]	6.3	7.6	7.6	7.6	7.4	7.2



- [] Ranking at each section and finish
- .-.- No data available at this section
- NA No data available



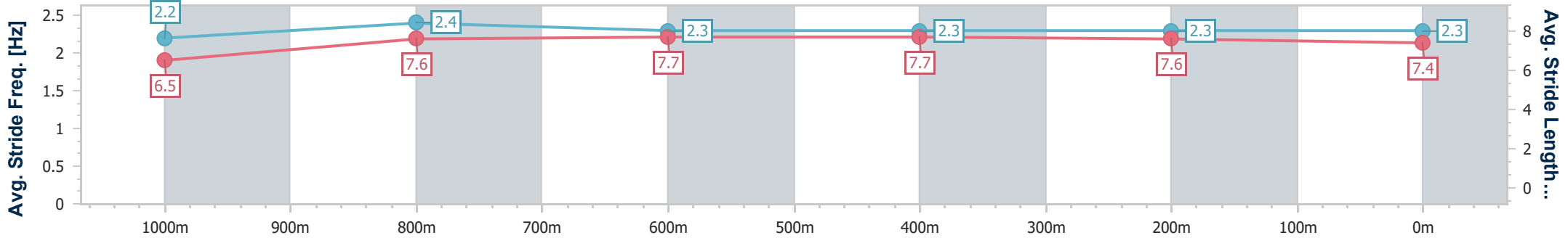
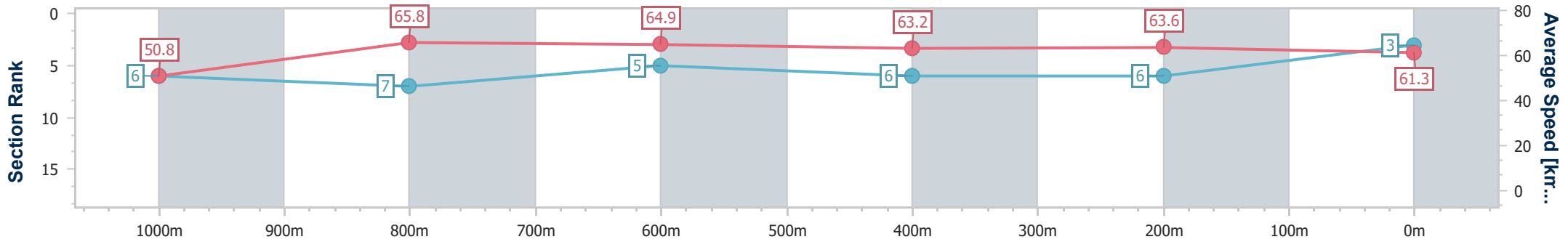
Horse/Jockey Name	Milton Road
Final Rank	3
Fastest Section Time (Section)	0:10.98 (1000m)
Top Speed [km/h] (Section)	67.2 (1000m)
Race State	Finished



Ipswich QLD Professional
 Race 5: RDO EQUIPMENT BM65 Handicap - 1200m
 07 October 2024 - 16:03
 Track Rating: Soft 5, Weather: Fine, Rail Position: True



Section	Overall	1000m	800m	600m	400m	200m
Section Times	1:10.79 [3] (0:14.15)	0:56.64 [6] (0:10.98)	0:45.66 [7] (0:11.09)	0:34.57 [5] (0:11.39)	0:23.18 [6] (0:11.42)	0:11.76 [6] (0:11.76)
Average Speed [km/h]	50.8	65.8	64.9	63.2	63.6	61.3
Top Speed [km/h]	66.2	67.2	66.3	63.8	64.1	63.4
Avg. Dist. to Rail [m]	6.6	0.9	0.4	0.7	2.2	4.5
Avg. Stride Freq. [Hz]	2.2	2.4	2.3	2.3	2.3	2.3
Avg. Stride Length [m]	6.5	7.6	7.7	7.7	7.6	7.4



- [] Ranking at each section and finish
- .-.- No data available at this section
- NA No data available



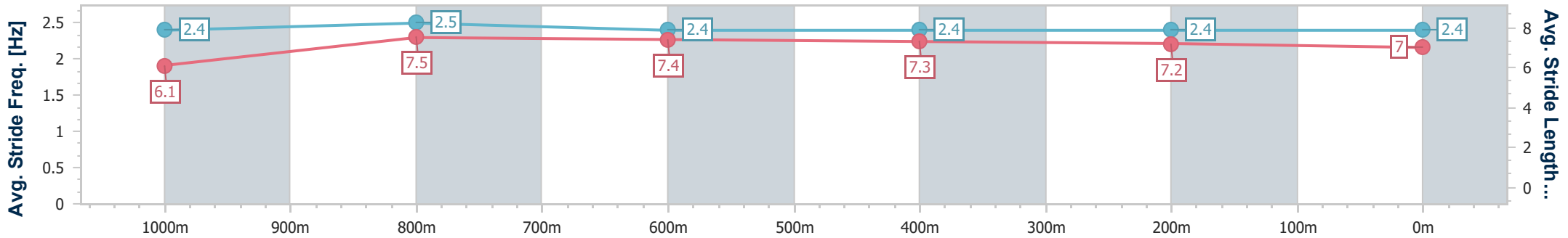
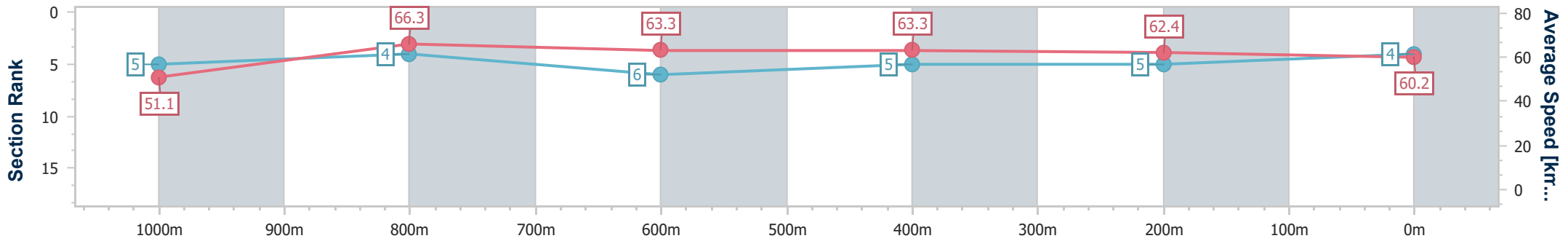
Horse/Jockey Name	Brocky
Final Rank	4
Fastest Section Time (Section)	0:10.81 (1000m)
Top Speed [km/h] (Section)	68.3 (1000m)
Race State	Finished



Ipswich QLD Professional
 Race 5: RDO EQUIPMENT BM65 Handicap - 1200m
 07 October 2024 - 16:03
 Track Rating: Soft 5, Weather: Fine, Rail Position: True



Section	Overall	1000m	800m	600m	400m	200m
Section Times	1:10.99 [4] (0:14.11)	0:56.88 [5] (0:10.81)	0:46.07 [4] (0:11.31)	0:34.76 [6] (0:11.29)	0:23.47 [5] (0:11.49)	0:11.98 [5] (0:11.98)
Average Speed [km/h]	51.1	66.3	63.3	63.3	62.4	60.2
Top Speed [km/h]	67.4	68.3	65.8	64.5	63.5	62.5
Avg. Dist. to Rail [m]	3.0	0.8	1.7	1.7	1.0	3.0
Avg. Stride Freq. [Hz]	2.4	2.5	2.4	2.4	2.4	2.4
Avg. Stride Length [m]	6.1	7.5	7.4	7.3	7.2	7.0



- [] Ranking at each section and finish
- .-.- No data available at this section
- NA No data available



Horse/Jockey Name	Data Patch
Final Rank	5
Fastest Section Time (Section)	0:10.86 (1000m)
Top Speed [km/h] (Section)	67.8 (1000m)
Race State	Finished



Ipswich QLD Professional

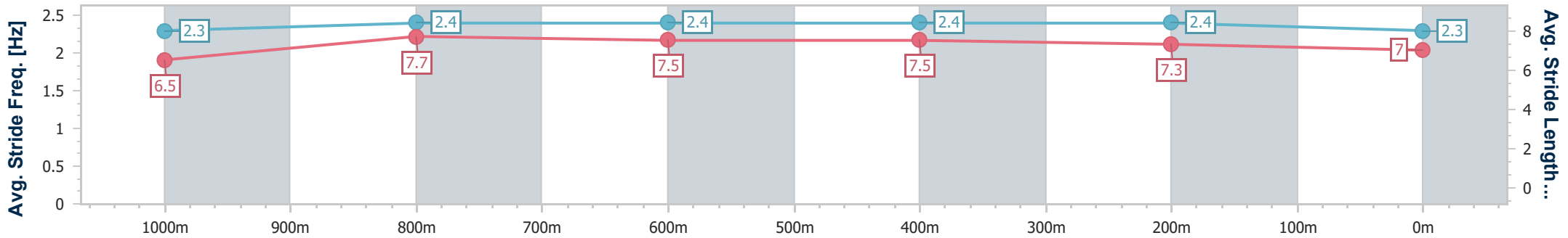
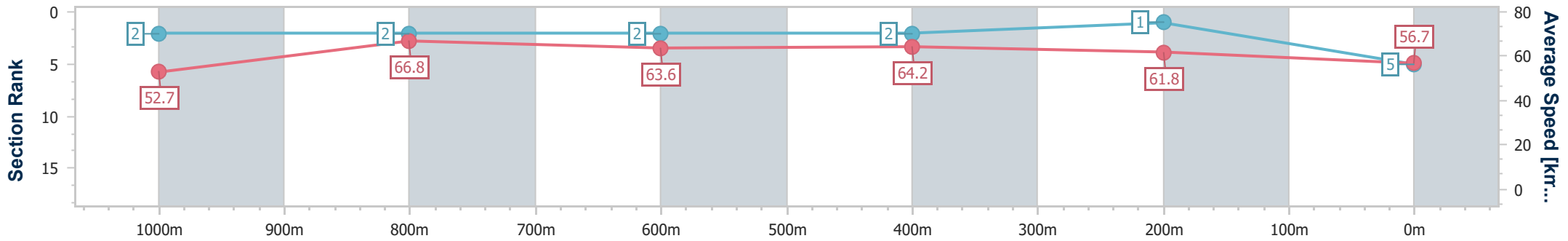
Race 5: RDO EQUIPMENT BM65 Handicap - 1200m

07 October 2024 - 16:03



Track Rating: Soft 5, Weather: Fine, Rail Position: True

Section	Overall	1000m	800m	600m	400m	200m
Section Times	1:11.25 [5] (0:13.64)	0:57.61 [2] (0:10.86)	0:46.75 [2] (0:11.26)	0:35.49 [2] (0:11.19)	0:24.30 [2] (0:11.64)	0:12.66 [1] (0:12.66)
Average Speed [km/h]	52.7	66.8	63.6	64.2	61.8	56.7
Top Speed [km/h]	67.7	67.8	64.9	64.8	64.2	59.6
Avg. Dist. to Rail [m]	4.4	1.6	0.4	0.9	0.6	0.8
Avg. Stride Freq. [Hz]	2.3	2.4	2.4	2.4	2.4	2.3
Avg. Stride Length [m]	6.5	7.7	7.5	7.5	7.3	7.0



- [] Ranking at each section and finish
- .-.- No data available at this section
- NA No data available



Horse/Jockey Name	Devine Force
Final Rank	6
Fastest Section Time (Section)	0:10.81 (1000m)
Top Speed [km/h] (Section)	67.5 (1000m)
Race State	Finished



Ipswich QLD Professional

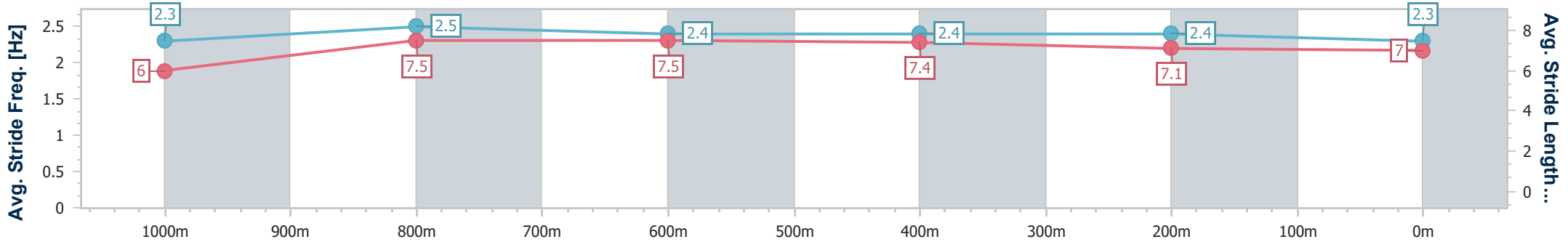
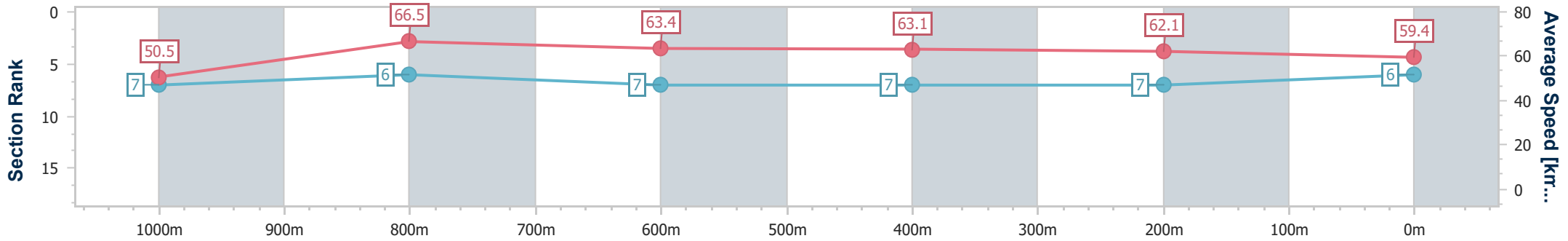
Race 5: RDO EQUIPMENT BM65 Handicap - 1200m

07 October 2024 - 16:03

Track Rating: Soft 5, Weather: Fine, Rail Position: True



Section	Overall	1000m	800m	600m	400m	200m
Section Times	1:11.38 [6] (0:14.29)	0:57.09 [7] (0:10.81)	0:46.28 [6] (0:11.27)	0:35.01 [7] (0:11.35)	0:23.66 [7] (0:11.55)	0:12.11 [7] (0:12.11)
Average Speed [km/h]	50.5	66.5	63.4	63.1	62.1	59.4
Top Speed [km/h]	67.2	67.5	64.9	63.9	63.8	62.1
Avg. Dist. to Rail [m]	6.9	0.7	1.4	1.4	0.6	1.0
Avg. Stride Freq. [Hz]	2.3	2.5	2.4	2.4	2.4	2.3
Avg. Stride Length [m]	6.0	7.5	7.5	7.4	7.1	7.0



- [] Ranking at each section and finish
- .-.-.- No data available at this section
- NA No data available



Horse/Jockey Name	Ready And Lucky
Final Rank	7
Fastest Section Time (Section)	0:10.83 (1000m)
Top Speed [km/h] (Section)	69.8 (1000m)
Race State	Finished



Ipswich QLD Professional

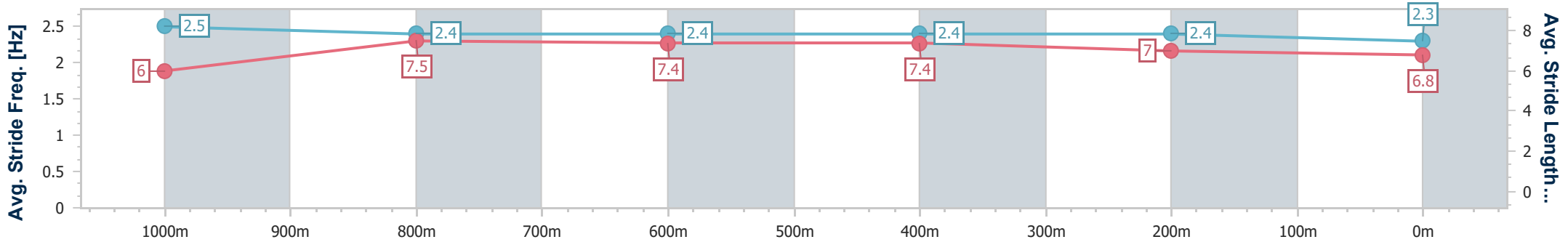
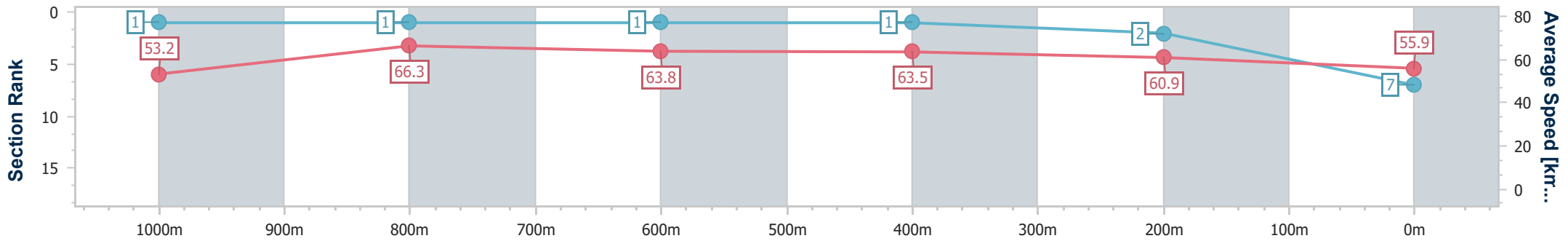
Race 5: RDO EQUIPMENT BM65 Handicap - 1200m

07 October 2024 - 16:03

Track Rating: Soft 5, Weather: Fine, Rail Position: True



Section	Overall	1000m	800m	600m	400m	200m
Section Times	1:11.45 [7] (0:13.58)	0:57.87 [1] (0:10.83)	0:47.04 [1] (0:11.25)	0:35.79 [1] (0:11.22)	0:24.57 [1] (0:11.73)	0:12.84 [2] (0:12.84)
Average Speed [km/h]	53.2	66.3	63.8	63.5	60.9	55.9
Top Speed [km/h]	69.8	69.8	64.3	64.5	63.4	59.0
Avg. Dist. to Rail [m]	6.8	1.0	1.4	1.9	1.6	0.4
Avg. Stride Freq. [Hz]	2.5	2.4	2.4	2.4	2.4	2.3
Avg. Stride Length [m]	6.0	7.5	7.4	7.4	7.0	6.8



- [] Ranking at each section and finish
- .-.- No data available at this section
- NA No data available



Horse/Jockey Name	Immortality
Final Rank	8
Fastest Section Time (Section)	0:11.04 (1000m)
Top Speed [km/h] (Section)	67.7 (Overall)
Race State	Finished



Ipswich QLD Professional

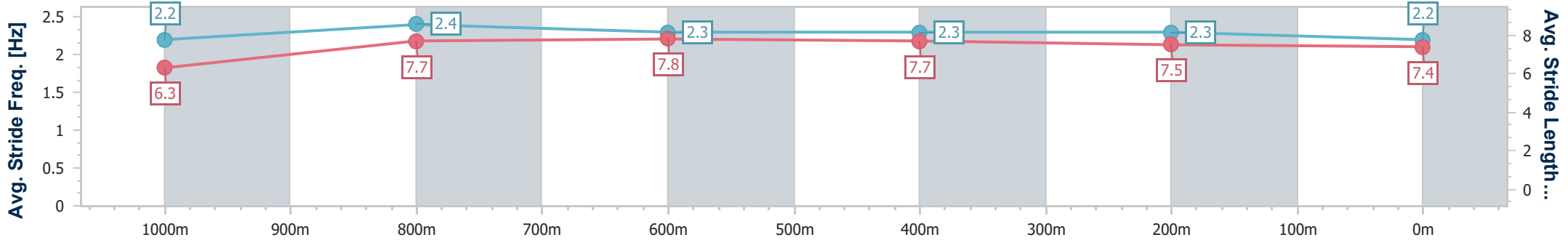
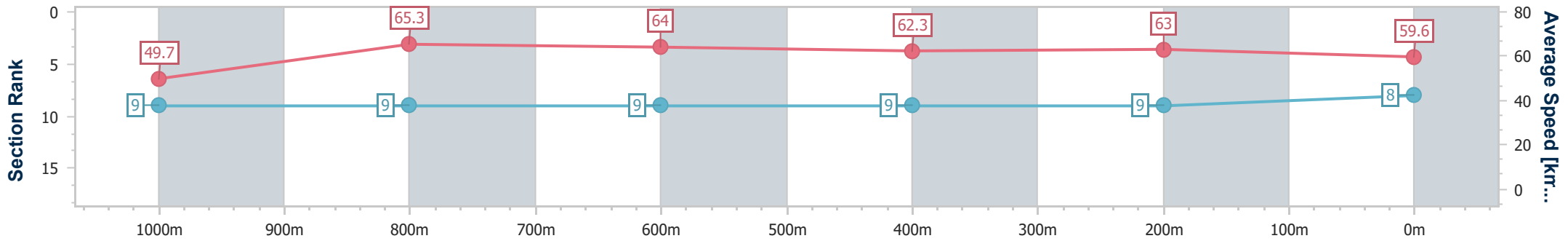
Race 5: RDO EQUIPMENT BM65 Handicap - 1200m

07 October 2024 - 16:03

Track Rating: Soft 5, Weather: Fine, Rail Position: True



Section	Overall	1000m	800m	600m	400m	200m
Section Times	1:11.57 [8] (0:14.50)	0:57.07 [9] (0:11.04)	0:46.03 [9] (0:11.21)	0:34.82 [9] (0:11.44)	0:23.38 [9] (0:11.31)	0:12.07 [9] (0:12.07)
Average Speed [km/h]	49.7	65.3	64.0	62.3	63.0	59.6
Top Speed [km/h]	67.7	67.7	65.3	64.2	64.3	61.8
Avg. Dist. to Rail [m]	5.3	0.6	1.3	2.1	1.7	1.8
Avg. Stride Freq. [Hz]	2.2	2.4	2.3	2.3	2.3	2.2
Avg. Stride Length [m]	6.3	7.7	7.8	7.7	7.5	7.4



- [] Ranking at each section and finish
- .-.- No data available at this section
- NA No data available



Horse/Jockey Name	Uncle Bud
Final Rank	9
Fastest Section Time (Section)	0:10.96 (1000m)
Top Speed [km/h] (Section)	67.3 (1000m)
Race State	Finished



Ipswich QLD Professional

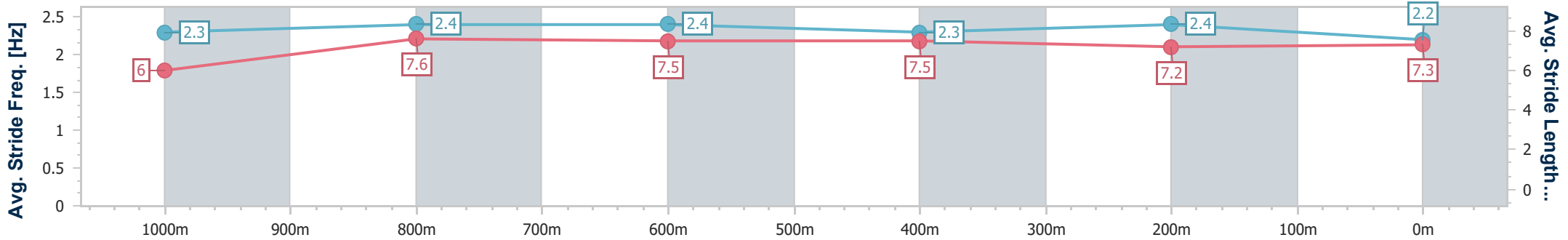
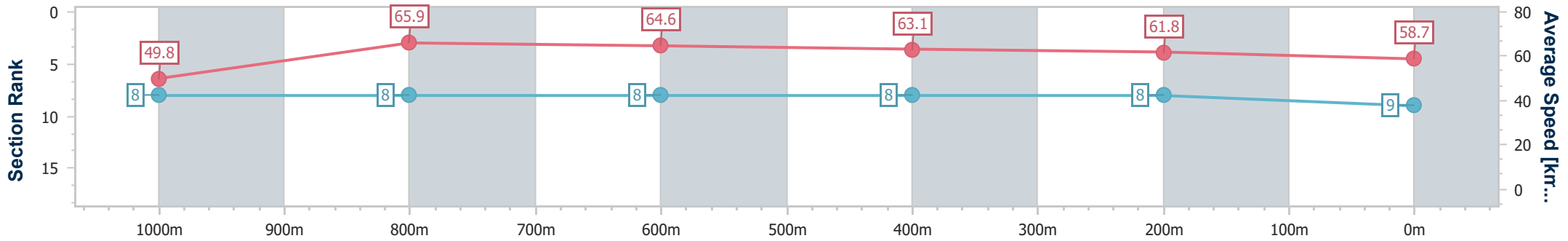
Race 5: RDO EQUIPMENT BM65 Handicap - 1200m

07 October 2024 - 16:03

Track Rating: Soft 5, Weather: Fine, Rail Position: True



Section	Overall	1000m	800m	600m	400m	200m
Section Times	1:11.80 [9] (0:14.45)	0:57.35 [8] (0:10.96)	0:46.39 [8] (0:11.12)	0:35.27 [8] (0:11.38)	0:23.89 [8] (0:11.58)	0:12.31 [8]
Average Speed [km/h]	49.8	65.9	64.6	63.1	61.8	58.7
Top Speed [km/h]	64.6	67.3	65.9	63.6	63.3	61.2
Avg. Dist. to Rail [m]	8.2	1.6	0.2	0.7	1.1	4.0
Avg. Stride Freq. [Hz]	2.3	2.4	2.4	2.3	2.4	2.2
Avg. Stride Length [m]	6.0	7.6	7.5	7.5	7.2	7.3



- [] Ranking at each section and finish
- .-.- No data available at this section
- NA No data available