

Track Rating: Soft 5, Weather: Fine, Rail Position: True

Section		Overall										Last 600m	
Field Times		1:11.28										0:35.82	
		(0:13.49)										(0:12.23)	
		0:57.79										0:12.23	
		(0:10.86)										(0:12.23)	
		0:46.93										0:12.23	
		(0:11.11)										(0:12.23)	
		0:35.82										0:12.23	
		(0:11.50)										(0:12.23)	
		0:24.32										0:12.23	
		(0:12.09)										(0:12.23)	
		0:12.23										0:12.23	
		(0:12.23)										(0:12.23)	
Rank	TAB	Horse/Jockey	Barrier	Top Speed [km/h]	Fastest Section	Overall	1000m	800m	600m	400m	200m	Margin	Distance Travelled [m]
1	13	CRUMPETS Mark Du Plessis	1	67.8	0:10.96	1:11.28 [1] (0:13.62)	0:57.66 [3] (0:10.96)	0:46.70 [4] (0:11.13)	0:35.57 [3] (0:11.53)	0:24.04 [3] (0:11.88)	0:12.16 [2] (0:12.16)	1:11.28	0:35.57
2	14	ALLY Tahlia Fenlon	7	67.4	0:11.19	1:11.36 [2] (0:13.81)	0:57.55 [6] (0:11.19)	0:46.36 [7] (0:11.30)	0:35.06 [7] (0:11.23)	0:23.83 [7] (0:11.97)	0:11.86 [5] (0:11.86)	0.48L	0:35.06 -2
3	18	ROCKRATA Samantha Collett	5	67.8	0:10.86	1:11.40 [3] (0:13.49)	0:57.91 [1] (0:10.86)	0:47.05 [1] (0:11.11)	0:35.94 [1] (0:11.50)	0:24.44 [1] (0:12.09)	0:12.35 [1] (0:12.35)	0.7L	0:35.94 -5
4	7	MATERIALIST Jace McMurray	3	68.0	0:11.01	1:11.40 [4] (0:13.65)	0:57.75 [4] (0:11.01)	0:46.74 [5] (0:11.32)	0:35.42 [5] (0:11.44)	0:23.98 [5] (0:11.87)	0:12.11 [4] (0:12.11)	0.72L	0:35.42 -2
5	19	JEDIAH Madeleine Wishart	11	67.8	0:10.90	1:11.89 [5] (0:14.08)	0:57.81 [8] (0:10.90)	0:46.91 [6] (0:11.29)	0:35.62 [6] (0:11.23)	0:24.39 [6] (0:12.04)	0:12.35 [6] (0:12.35)	3.6L	0:35.62 +3
6	6	ASAMBE Cejay Graham	9	69.4	0:10.69	1:11.99 [6] (0:13.75)	0:58.24 [5] (0:10.69)	0:47.55 [2] (0:11.08)	0:36.47 [2] (0:11.49)	0:24.98 [2] (0:12.15)	0:12.83 [3] (0:12.83)	4.17L	0:36.47 -2
7	17	LA DEMOISELLE Emily Lang	8	68.3	0:10.88	1:12.16 [7] (0:13.62)	0:58.54 [2] (0:10.88)	0:47.66 [3] (0:11.30)	0:36.36 [4] (0:11.56)	0:24.80 [4] (0:12.20)	0:12.60 [7] (0:12.60)	5.19L	0:36.36 -3
8	2	LONJOURNO Jake Bayliss	6	66.7	0:11.08	1:12.16 [8] (0:14.33)	0:57.83 [10] (0:11.08)	0:46.75 [10] (0:11.32)	0:35.43 [10] (0:11.10)	0:24.33 [8] (0:11.81)	0:12.52 [8] (0:12.52)	5.19L	0:35.43 +2
9	20	PANTHER POWER Minonette Kennedy	4	67.2	0:11.10	1:12.28 [9] (0:14.06)	0:58.22 [7] (0:11.10)	0:47.12 [8] (0:11.43)	0:35.69 [9] (0:11.45)	0:24.24 [9] (0:11.86)	0:12.38 [9] (0:12.38)	5.85L	0:35.69 +0
10	4	READY FOR VEGAS Micheal Hellyer	2	67.5	0:10.97	1:12.49 [10] (0:14.20)	0:58.29 [9] (0:10.97)	0:47.32 [9] (0:11.41)	0:35.91 [8] (0:11.48)	0:24.43 [10] (0:11.88)	0:12.55 [10] (0:12.55)	7.13L	0:35.91 -5

Scratched: Power Of Success (#8), Private Equity (#9), Ruins Of Rome (#10), Enid (#11), Reemya (#12), Adalmo (#1), Brass Band (#3), Andersen (#5), Philia (#15), Ready For The Trip (#21)



Ipswich QLD Professional

Race 3: PRECINCT URBAN PLANNING Maiden Handicap - 1200m

07 October 2024 - 14:43



Track Rating: Soft 5, Weather: Fine, Rail Position: True

Section		Overall	1000m	800m	600m	400m	200m	Last 600m					
Field Times		1:11.28 (0:13.49)	0:57.79 (0:10.86)	0:46.93 (0:11.11)	0:35.82 (0:11.50)	0:24.32 (0:12.09)	0:12.23 (0:12.23)	0:35.82					
Rank	TAB Horse/Jockey	Barrier	Top Speed [km/h]	Fastest Section	Margin							Distance Travelled [m]	
11	16 THORNESIDE Robbie Dolan	10	65.5 800m	0:11.16 1000m	1:12.94 [11] (0:14.40)	0:58.54 [11] (0:11.16)	0:47.38 [11] (0:11.24)	0:36.14 [11] (0:11.64)	0:24.50 [11] (0:11.81)	0:12.69 [11] (0:12.69)	9.74L	0:36.14	-3

Scratched: Power Of Success (#8), Private Equity (#9), Ruins Of Rome (#10), Enid (#11), Reemya (#12), Adalmo (#1), Brass Band (#3), Andersen (#5), Philia (#15), Ready For The Trip (#21)

[] Ranking at each section and finish
 -:-:- No data available at this section
 NA No data available

SCN Saddle cloth number
 DNF Did not finish
 DNT Did not track



Horse/Jockey Name	Crumpets
Final Rank	1
Fastest Section Time (Section)	0:10.96 (1000m)
Top Speed [km/h] (Section)	67.8 (1000m)
Race State	Finished



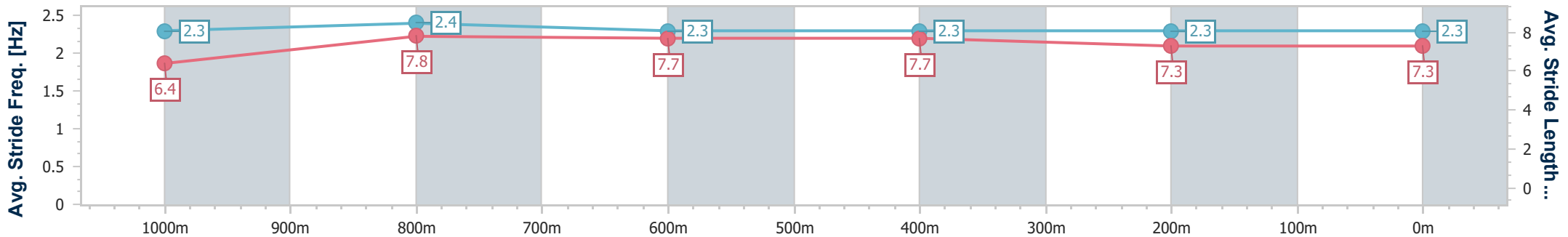
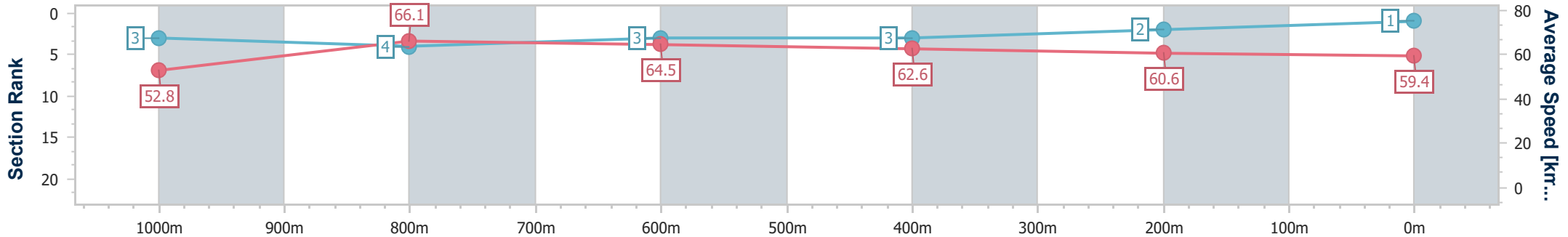
Ipswich QLD Professional
Race 3: PRECINCT URBAN PLANNING Maiden Handicap - 1200m



07 October 2024 - 14:43

Track Rating: Soft 5, Weather: Fine, Rail Position: True

Section	Overall	1000m	800m	600m	400m	200m
Section Times	1:11.28 [1] (0:13.62)	0:57.66 [3] (0:10.96)	0:46.70 [4] (0:11.13)	0:35.57 [3] (0:11.53)	0:24.04 [3] (0:11.88)	0:12.16 [2] (0:12.16)
Average Speed [km/h]	52.8	66.1	64.5	62.6	60.6	59.4
Top Speed [km/h]	67.3	67.8	65.5	64.0	61.3	60.9
Avg. Dist. to Rail [m]	2.4	0.9	0.6	0.2	1.3	2.5
Avg. Stride Freq. [Hz]	2.3	2.4	2.3	2.3	2.3	2.3
Avg. Stride Length [m]	6.4	7.8	7.7	7.7	7.3	7.3



- [] Ranking at each section and finish
- .-.- No data available at this section
- NA No data available



Horse/Jockey Name	Ally
Final Rank	2
Fastest Section Time (Section)	0:11.19 (1000m)
Top Speed [km/h] (Section)	67.4 (Overall)
Race State	Finished



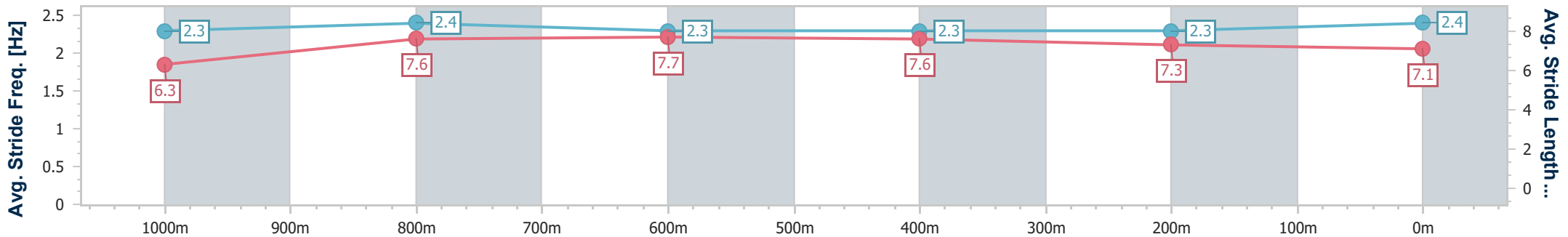
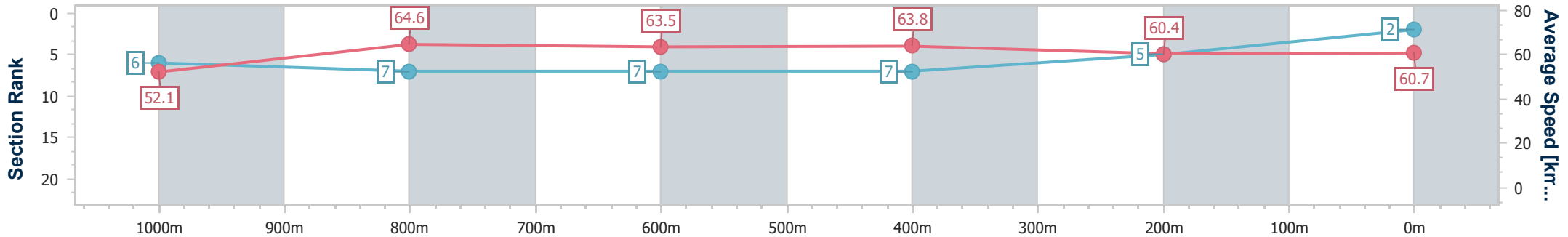
Ipswich QLD Professional
Race 3: PRECINCT URBAN PLANNING Maiden Handicap - 1200m



07 October 2024 - 14:43

Track Rating: Soft 5, Weather: Fine, Rail Position: True

Section	Overall	1000m	800m	600m	400m	200m
Section Times	1:11.36 [2] (0:13.81)	0:57.55 [6] (0:11.19)	0:46.36 [7] (0:11.30)	0:35.06 [7] (0:11.23)	0:23.83 [7] (0:11.97)	0:11.86 [5] (0:11.86)
Average Speed [km/h]	52.1	64.6	63.5	63.8	60.4	60.7
Top Speed [km/h]	67.4	66.3	65.0	66.4	62.3	62.3
Avg. Dist. to Rail [m]	6.4	1.2	0.9	1.0	3.0	5.2
Avg. Stride Freq. [Hz]	2.3	2.4	2.3	2.3	2.3	2.4
Avg. Stride Length [m]	6.3	7.6	7.7	7.6	7.3	7.1



- [] Ranking at each section and finish
- .-.- No data available at this section
- NA No data available



Horse/Jockey Name	Rockrata
Final Rank	3
Fastest Section Time (Section)	0:10.86 (1000m)
Top Speed [km/h] (Section)	67.8 (Overall)
Race State	Finished



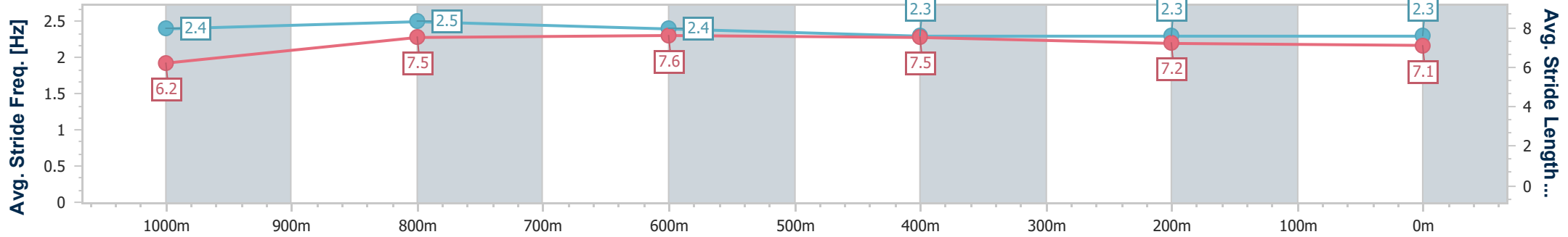
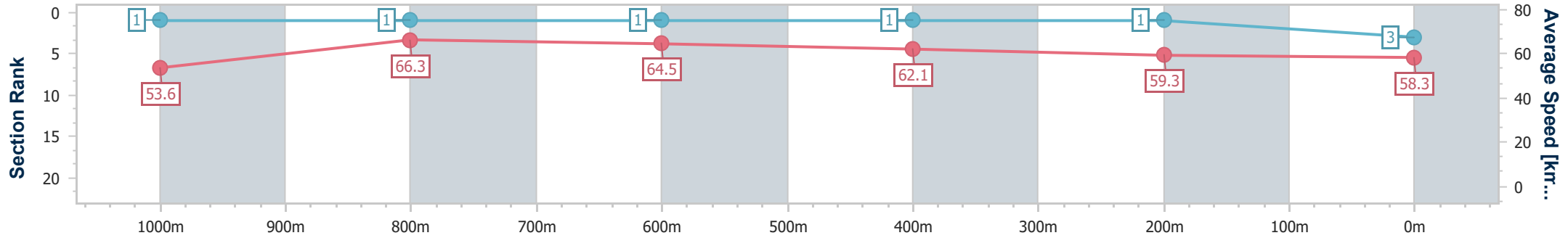
Ipswich QLD Professional
Race 3: PRECINCT URBAN PLANNING Maiden Handicap - 1200m



07 October 2024 - 14:43

Track Rating: Soft 5, Weather: Fine, Rail Position: True

Section	Overall	1000m	800m	600m	400m	200m
Section Times	1:11.40 [3] (0:13.49)	0:57.91 [1] (0:10.86)	0:47.05 [1] (0:11.11)	0:35.94 [1] (0:11.50)	0:24.44 [1] (0:12.09)	0:12.35 [1] (0:12.35)
Average Speed [km/h]	53.6	66.3	64.5	62.1	59.3	58.3
Top Speed [km/h]	67.8	67.7	65.9	63.6	60.5	59.7
Avg. Dist. to Rail [m]	5.2	0.3	0.9	1.2	1.2	0.8
Avg. Stride Freq. [Hz]	2.4	2.5	2.4	2.3	2.3	2.3
Avg. Stride Length [m]	6.2	7.5	7.6	7.5	7.2	7.1



- [] Ranking at each section and finish
- .-.- No data available at this section
- NA No data available



Horse/Jockey Name	Materialist
Final Rank	4
Fastest Section Time (Section)	0:11.01 (1000m)
Top Speed [km/h] (Section)	68.0 (Overall)
Race State	Finished



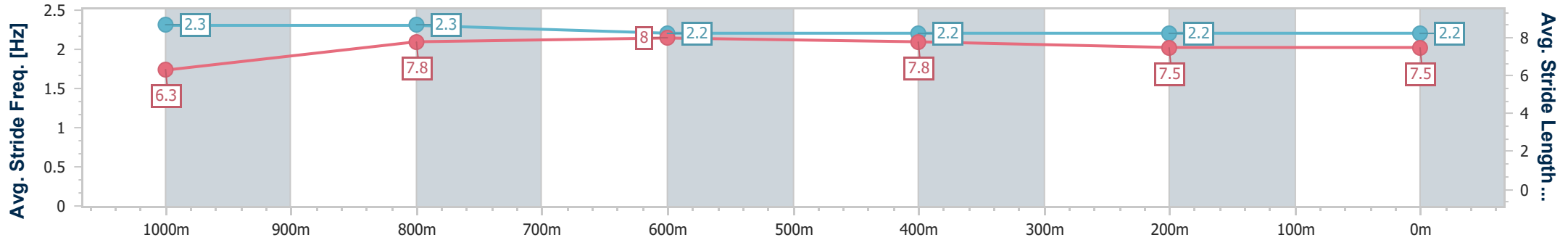
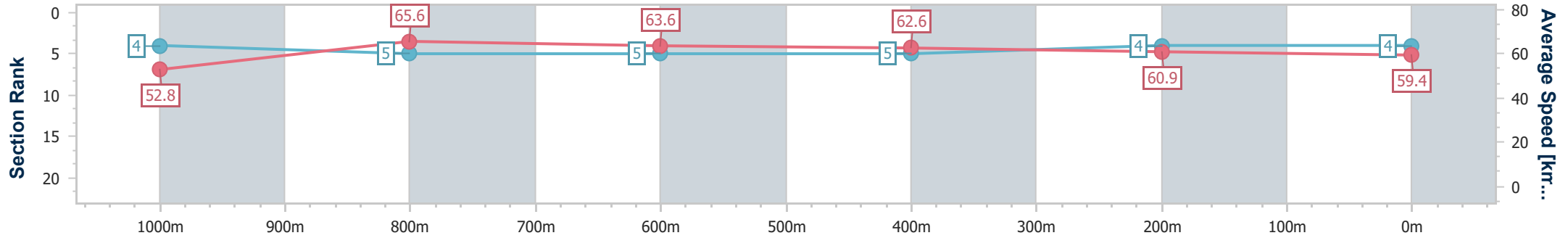
Ipswich QLD Professional
Race 3: PRECINCT URBAN PLANNING Maiden Handicap - 1200m



07 October 2024 - 14:43

Track Rating: Soft 5, Weather: Fine, Rail Position: True

Section	Overall	1000m	800m	600m	400m	200m
Section Times	1:11.40 [4] (0:13.65)	0:57.75 [4] (0:11.01)	0:46.74 [5] (0:11.32)	0:35.42 [5] (0:11.44)	0:23.98 [5] (0:11.87)	0:12.11 [4] (0:12.11)
Average Speed [km/h]	52.8	65.6	63.6	62.6	60.9	59.4
Top Speed [km/h]	68.0	67.8	65.3	64.2	61.5	60.8
Avg. Dist. to Rail [m]	3.8	1.1	0.4	0.7	0.9	1.9
Avg. Stride Freq. [Hz]	2.3	2.3	2.2	2.2	2.2	2.2
Avg. Stride Length [m]	6.3	7.8	8.0	7.8	7.5	7.5



- [] Ranking at each section and finish
- .-.- No data available at this section
- NA No data available



Horse/Jockey Name	Jediah
Final Rank	5
Fastest Section Time (Section)	0:10.90 (1000m)
Top Speed [km/h] (Section)	67.8 (1000m)
Race State	Finished



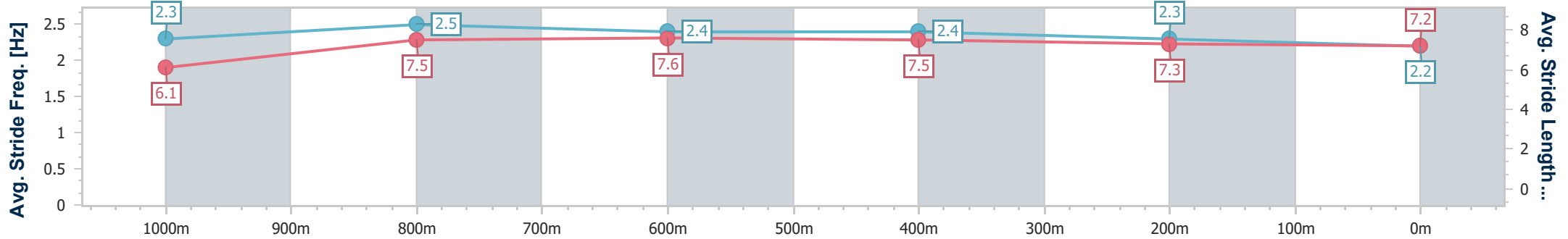
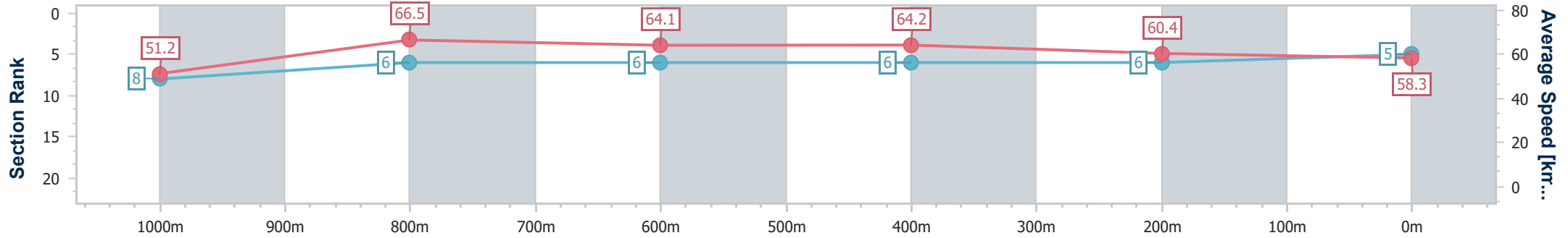
Ipswich QLD Professional
Race 3: PRECINCT URBAN PLANNING Maiden Handicap - 1200m



07 October 2024 - 14:43

Track Rating: Soft 5, Weather: Fine, Rail Position: True

Section	Overall	1000m	800m	600m	400m	200m
Section Times	1:11.89 [5] (0:14.08)	0:57.81 [8] (0:10.90)	0:46.91 [6] (0:11.29)	0:35.62 [6] (0:11.23)	0:24.39 [6] (0:12.04)	0:12.35 [6] (0:12.35)
Average Speed [km/h]	51.2	66.5	64.1	64.2	60.4	58.3
Top Speed [km/h]	67.2	67.8	65.6	66.5	63.2	59.2
Avg. Dist. to Rail [m]	9.6	3.1	0.9	0.5	3.3	4.2
Avg. Stride Freq. [Hz]	2.3	2.5	2.4	2.4	2.3	2.2
Avg. Stride Length [m]	6.1	7.5	7.6	7.5	7.3	7.2



- [] Ranking at each section and finish
- .-.- No data available at this section
- NA No data available



Horse/Jockey Name	Asambe
Final Rank	6
Fastest Section Time (Section)	0:10.69 (1000m)
Top Speed [km/h] (Section)	69.4 (Overall)
Race State	Finished



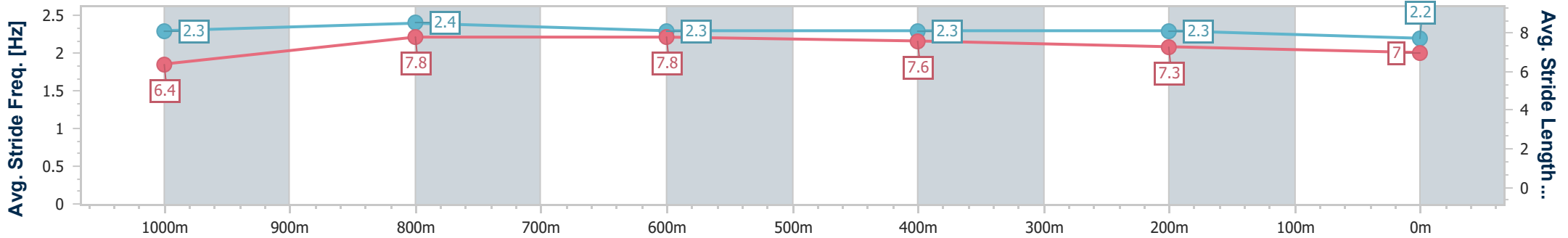
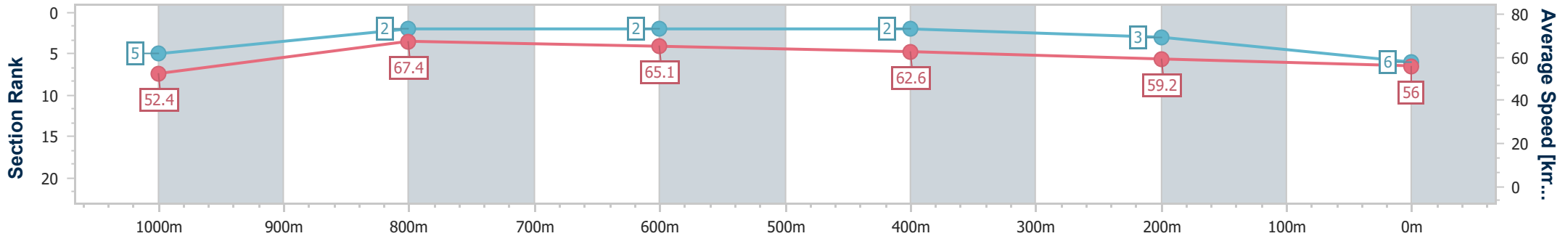
Ipswich QLD Professional
Race 3: PRECINCT URBAN PLANNING Maiden Handicap - 1200m



07 October 2024 - 14:43

Track Rating: Soft 5, Weather: Fine, Rail Position: True

Section	Overall	1000m	800m	600m	400m	200m
Section Times	1:11.99 [6] (0:13.75)	0:58.24 [5] (0:10.69)	0:47.55 [2] (0:11.08)	0:36.47 [2] (0:11.49)	0:24.98 [2] (0:12.15)	0:12.83 [3] (0:12.83)
Average Speed [km/h]	52.4	67.4	65.1	62.6	59.2	56.0
Top Speed [km/h]	69.4	69.4	66.9	64.0	61.3	58.1
Avg. Dist. to Rail [m]	8.1	2.2	0.5	0.7	0.3	0.5
Avg. Stride Freq. [Hz]	2.3	2.4	2.3	2.3	2.3	2.2
Avg. Stride Length [m]	6.4	7.8	7.8	7.6	7.3	7.0



- [] Ranking at each section and finish
- .-.- No data available at this section
- NA No data available



Horse/Jockey Name	La Demoiselle
Final Rank	7
Fastest Section Time (Section)	0:10.88 (1000m)
Top Speed [km/h] (Section)	68.3 (Overall)
Race State	Finished



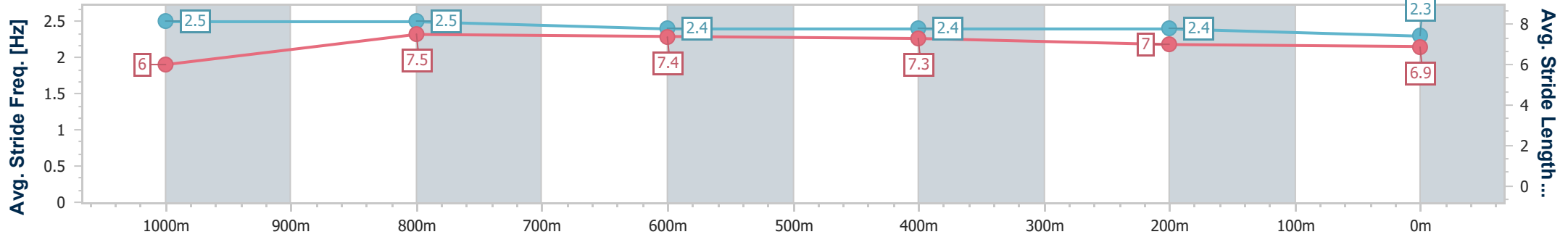
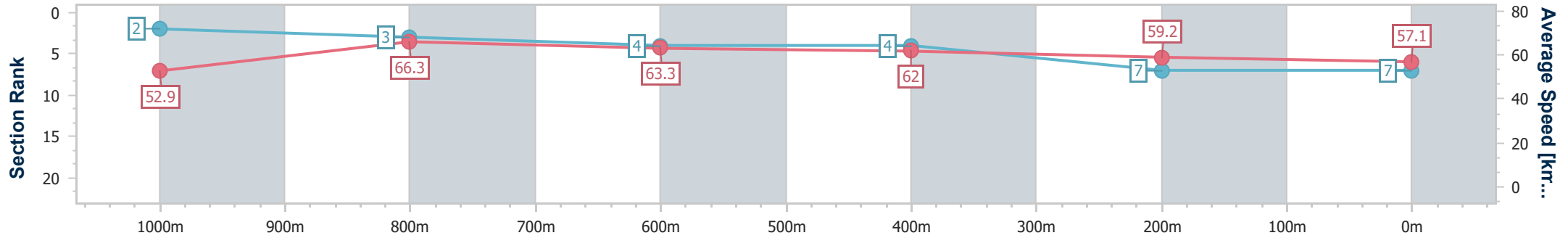
Ipswich QLD Professional
Race 3: PRECINCT URBAN PLANNING Maiden Handicap - 1200m



07 October 2024 - 14:43

Track Rating: Soft 5, Weather: Fine, Rail Position: True

Section	Overall	1000m	800m	600m	400m	200m
Section Times	1:12.16 [7] (0:13.62)	0:58.54 [2] (0:10.88)	0:47.66 [3] (0:11.30)	0:36.36 [4] (0:11.56)	0:24.80 [4] (0:12.20)	0:12.60 [7] (0:12.60)
Average Speed [km/h]	52.9	66.3	63.3	62.0	59.2	57.1
Top Speed [km/h]	68.3	68.1	64.7	63.5	60.9	59.2
Avg. Dist. to Rail [m]	5.6	0.8	0.9	0.6	1.6	2.6
Avg. Stride Freq. [Hz]	2.5	2.5	2.4	2.4	2.4	2.3
Avg. Stride Length [m]	6.0	7.5	7.4	7.3	7.0	6.9



- [] Ranking at each section and finish
- .-.- No data available at this section
- NA No data available



Horse/Jockey Name	Lonjourno
Final Rank	8
Fastest Section Time (Section)	0:11.08 (1000m)
Top Speed [km/h] (Section)	66.7 (1000m)
Race State	Finished



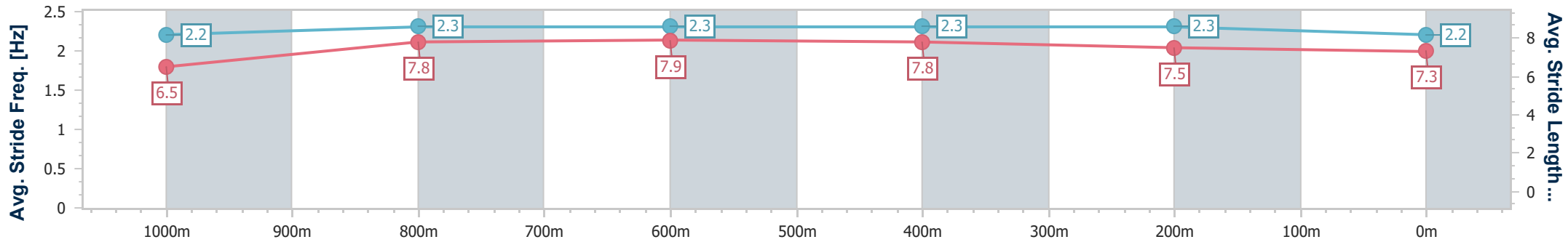
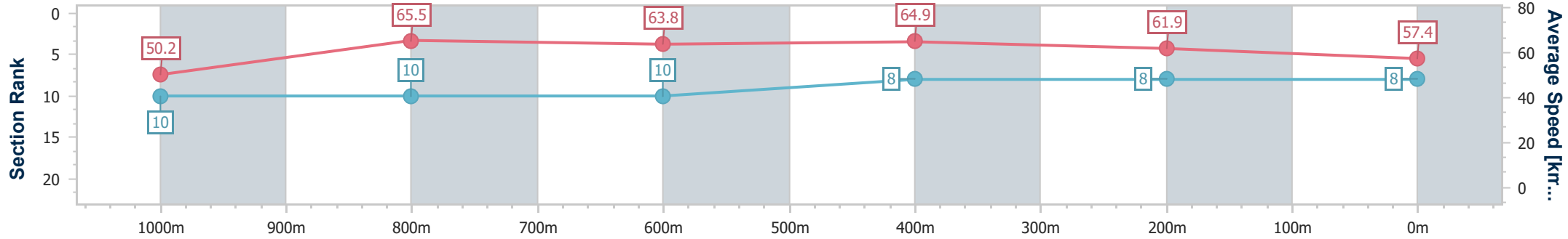
Ipswich QLD Professional
Race 3: PRECINCT URBAN PLANNING Maiden Handicap - 1200m



07 October 2024 - 14:43

Track Rating: Soft 5, Weather: Fine, Rail Position: True

Section	Overall	1000m	800m	600m	400m	200m
Section Times	1:12.16 [8] (0:14.33)	0:57.83 [10] (0:11.08)	0:46.75 [10] (0:11.32)	0:35.43 [10] (0:11.10)	0:24.33 [8] (0:11.81)	0:12.52 [8] (0:12.52)
Average Speed [km/h]	50.2	65.5	63.8	64.9	61.9	57.4
Top Speed [km/h]	65.8	66.7	64.4	65.8	64.7	60.1
Avg. Dist. to Rail [m]	5.8	2.3	0.9	0.7	4.3	6.3
Avg. Stride Freq. [Hz]	2.2	2.3	2.3	2.3	2.3	2.2
Avg. Stride Length [m]	6.5	7.8	7.9	7.8	7.5	7.3



- [] Ranking at each section and finish
- .-.- No data available at this section
- NA No data available



Horse/Jockey Name	Panther Power
Final Rank	9
Fastest Section Time (Section)	0:11.10 (1000m)
Top Speed [km/h] (Section)	67.2 (1000m)
Race State	Finished



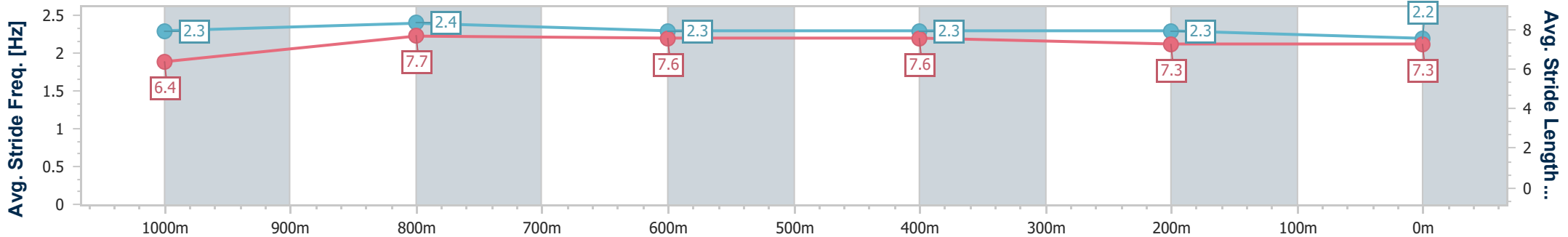
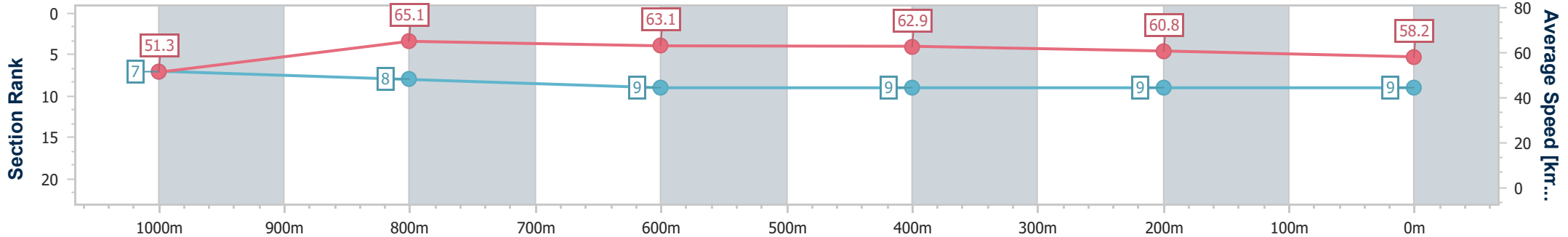
Ipswich QLD Professional
Race 3: PRECINCT URBAN PLANNING Maiden Handicap - 1200m



07 October 2024 - 14:43

Track Rating: Soft 5, Weather: Fine, Rail Position: True

Section	Overall	1000m	800m	600m	400m	200m
Section Times	1:12.28 [9] (0:14.06)	0:58.22 [7] (0:11.10)	0:47.12 [8] (0:11.43)	0:35.69 [9] (0:11.45)	0:24.24 [9] (0:11.86)	0:12.38 [9] (0:12.38)
Average Speed [km/h]	51.3	65.1	63.1	62.9	60.8	58.2
Top Speed [km/h]	65.8	67.2	64.2	63.7	62.0	60.8
Avg. Dist. to Rail [m]	4.7	1.7	0.8	0.2	0.6	1.0
Avg. Stride Freq. [Hz]	2.3	2.4	2.3	2.3	2.3	2.2
Avg. Stride Length [m]	6.4	7.7	7.6	7.6	7.3	7.3



- [] Ranking at each section and finish
- .-.- No data available at this section
- NA No data available



Horse/Jockey Name	Ready For Vegas
Final Rank	10
Fastest Section Time (Section)	0:10.97 (1000m)
Top Speed [km/h] (Section)	67.5 (1000m)
Race State	Finished



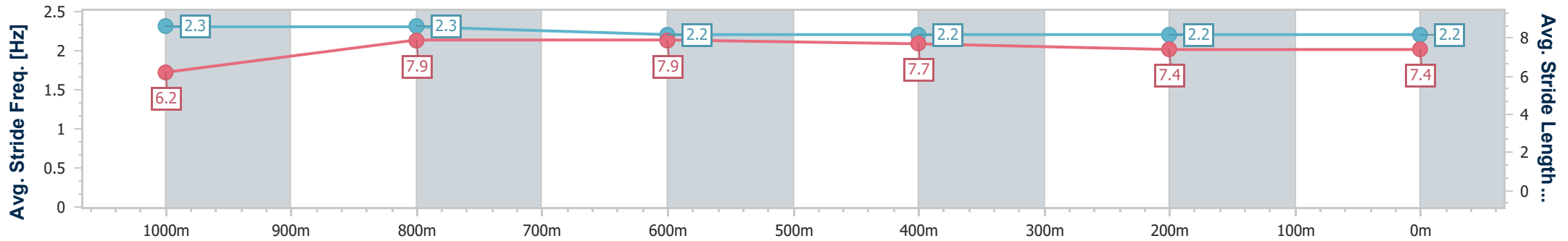
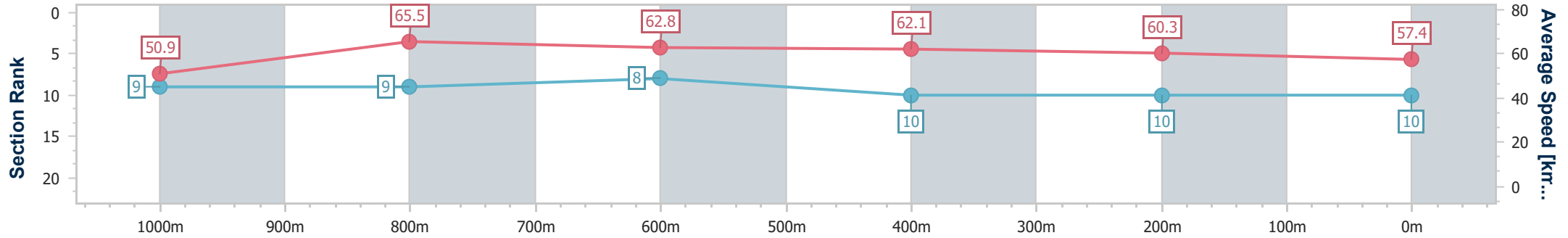
Ipswich QLD Professional
Race 3: PRECINCT URBAN PLANNING Maiden Handicap - 1200m



07 October 2024 - 14:43

Track Rating: Soft 5, Weather: Fine, Rail Position: True

Section	Overall	1000m	800m	600m	400m	200m
Section Times	1:12.49 [10] (0:14.20)	0:58.29 [9] (0:10.97)	0:47.32 [9] (0:11.41)	0:35.91 [8] (0:11.48)	0:24.43 [10] (0:11.88)	0:12.55 [10] (0:12.55)
Average Speed [km/h]	50.9	65.5	62.8	62.1	60.3	57.4
Top Speed [km/h]	67.2	67.5	64.1	63.0	61.7	60.3
Avg. Dist. to Rail [m]	3.0	0.6	1.2	1.8	1.1	0.5
Avg. Stride Freq. [Hz]	2.3	2.3	2.2	2.2	2.2	2.2
Avg. Stride Length [m]	6.2	7.9	7.9	7.7	7.4	7.4



- [] Ranking at each section and finish
- .-.- No data available at this section
- NA No data available



Horse/Jockey Name	Thornside
Final Rank	11
Fastest Section Time (Section)	0:11.16 (1000m)
Top Speed [km/h] (Section)	65.5 (800m)
Race State	Finished



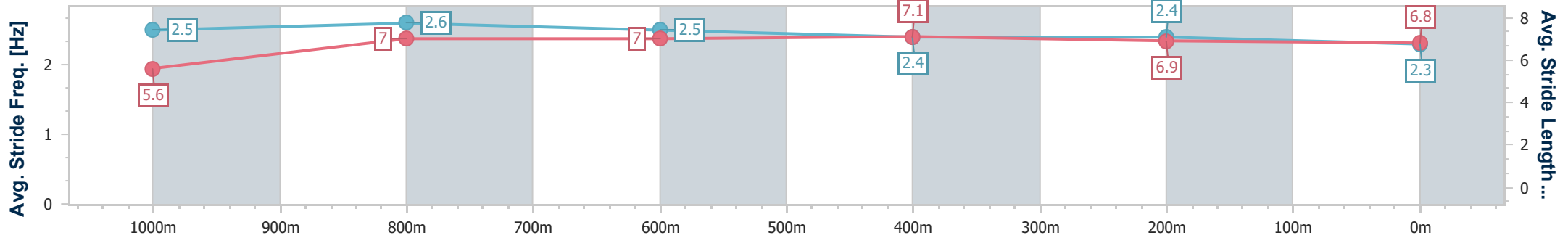
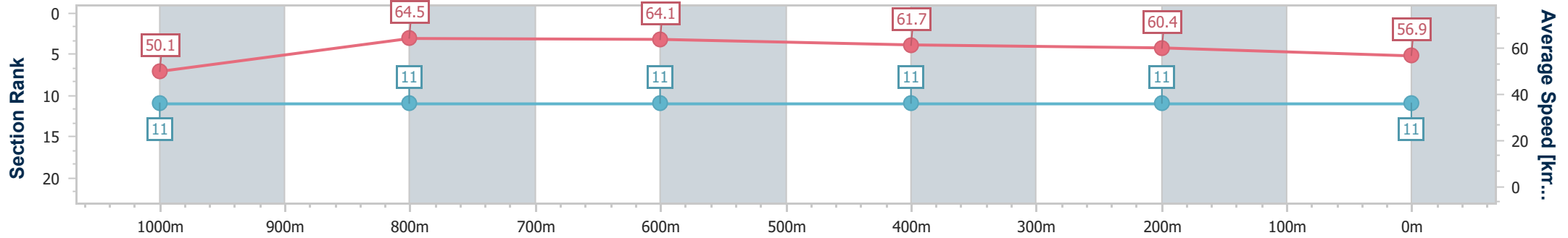
Ipswich QLD Professional
Race 3: PRECINCT URBAN PLANNING Maiden Handicap - 1200m



07 October 2024 - 14:43

Track Rating: Soft 5, Weather: Fine, Rail Position: True

Section	Overall	1000m	800m	600m	400m	200m
Section Times	1:12.94 [11] (0:14.40)	0:58.54 [11] (0:11.16)	0:47.38 [11] (0:11.24)	0:36.14 [11] (0:11.64)	0:24.50 [11] (0:11.81)	0:12.69 [11] (0:12.69)
Average Speed [km/h]	50.1	64.5	64.1	61.7	60.4	56.9
Top Speed [km/h]	64.1	65.4	65.5	63.1	62.2	59.0
Avg. Dist. to Rail [m]	7.6	1.3	0.3	0.6	1.4	1.9
Avg. Stride Freq. [Hz]	2.5	2.6	2.5	2.4	2.4	2.3
Avg. Stride Length [m]	5.6	7.0	7.0	7.1	6.9	6.8



- [] Ranking at each section and finish
- .-.- No data available at this section
- NA No data available