

07 October 2024 - 13:31

Track Rating: Soft 5, Weather: Fine, Rail Position: True

Section												Last 600m		
Field Times		Overall	1000m	800m	600m	400m	200m						0:34.84	
		1:10.26 (0:13.73)	0:56.53 (0:10.76)	0:45.77 (0:10.93)	0:34.84 (0:11.32)	0:23.52 (0:11.56)	0:11.96 (0:11.96)							
Rank	TAB	Horse/Jockey	Barrier	Top Speed [km/h]	Fastest Section							Margin	Distance Travelled [m]	
1	5	CACOFONIX Samantha Collett	2	67.4 800m	0:10.68 800m	1:10.26 [1] (0:14.33)	0:55.93 [4] (0:10.84)	0:45.09 [4] (0:10.68)	0:34.41 [3] (0:11.13)	0:23.28 [3] (0:11.52)	0:11.76 [2] (0:11.76)	1:10.26	0:34.41	
2	4	GENTLE PRINCE Rikki Jamieson	5	67.7 800m	0:10.77 800m	1:10.42 [2] (0:14.22)	0:56.20 [3] (0:10.88)	0:45.32 [3] (0:10.77)	0:34.55 [4] (0:11.12)	0:23.43 [4] (0:11.56)	0:11.87 [3] (0:11.87)	0.99L	0:34.55	+4
3	3	LADY WARDELL Georgina Cartwright	1	67.7 1000m	0:10.76 1000m	1:10.62 [3] (0:13.73)	0:56.89 [1] (0:10.76)	0:46.13 [1] (0:10.93)	0:35.20 [1] (0:11.32)	0:23.88 [1] (0:11.56)	0:12.32 [1] (0:12.32)	2.16L	0:35.20	+0
4	7	BAT PAD Robbie Dolan	6	67.1 800m	0:10.90 800m	1:11.36 [4] (0:14.41)	0:56.95 [5] (0:11.01)	0:45.94 [5] (0:10.90)	0:35.04 [6] (0:11.23)	0:23.81 [6] (0:11.75)	0:12.06 [6] (0:12.06)	6.51L	0:35.04	+2
5	6	DEEP BLAST Jace McMurray	3	68.7 1000m	0:10.61 1000m	1:11.67 [5] (0:14.88)	0:56.79 [6] (0:10.61)	0:46.18 [6] (0:10.61)	0:35.57 [5] (0:11.11)	0:24.46 [5] (0:11.87)	0:12.59 [4] (0:12.59)	8.33L	0:35.57	-2
6	8	MISS HELMUT Noriyuki Masuda	4	67.8 1000m	0:10.77 1000m	1:12.11 [6] (0:13.89)	0:58.22 [2] (0:10.77)	0:47.45 [2] (0:10.91)	0:36.54 [2] (0:11.39)	0:25.15 [2] (0:12.28)	0:12.87 [5] (0:12.87)	10.88L	0:36.54	+3

Scratched: Mo's Crown (#2), At Witz End (#1)



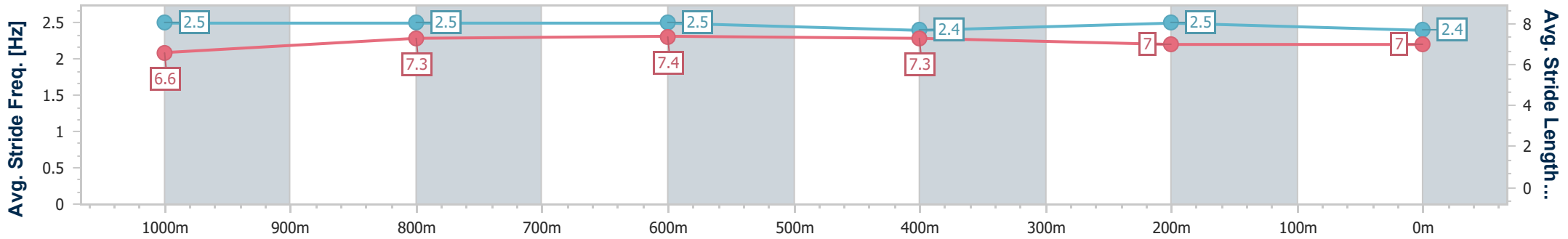
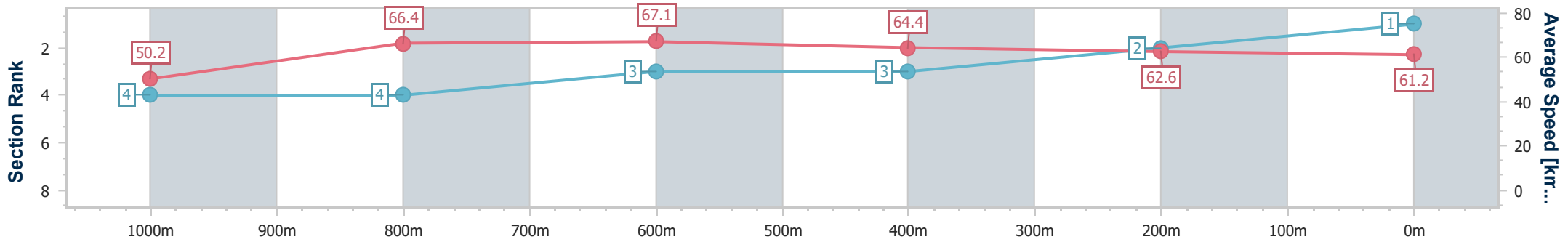
Horse/Jockey Name	Cacophonix
Final Rank	1
Fastest Section Time (Section)	0:10.68 (800m)
Top Speed [km/h] (Section)	67.4 (800m)
Race State	Finished



Ipswich QLD Professional
 Race 1: BARRIER REEF POOLS OPEN Handicap - 1200m
 07 October 2024 - 13:31
 Track Rating: Soft 5, Weather: Fine, Rail Position: True



Section	Overall	1000m	800m	600m	400m	200m
Section Times	1:10.26 [1] (0:14.33)	0:55.93 [4] (0:10.84)	0:45.09 [4] (0:10.68)	0:34.41 [3] (0:11.13)	0:23.28 [3] (0:11.52)	0:11.76 [2] (0:11.76)
Average Speed [km/h]	50.2	66.4	67.1	64.4	62.6	61.2
Top Speed [km/h]	65.9	67.1	67.4	66.7	63.4	63.5
Avg. Dist. to Rail [m]	1.4	0.6	1.4	0.4	0.4	2.7
Avg. Stride Freq. [Hz]	2.5	2.5	2.5	2.4	2.5	2.4
Avg. Stride Length [m]	6.6	7.3	7.4	7.3	7.0	7.0



- [] Ranking at each section and finish
- .-.- No data available at this section
- NA No data available



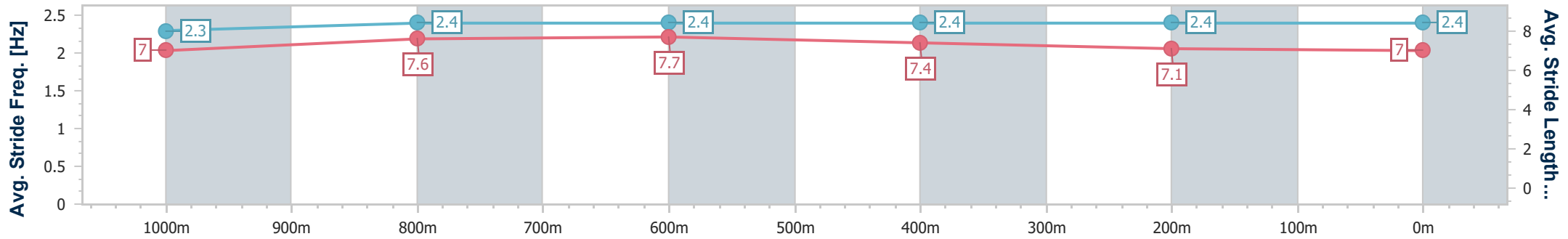
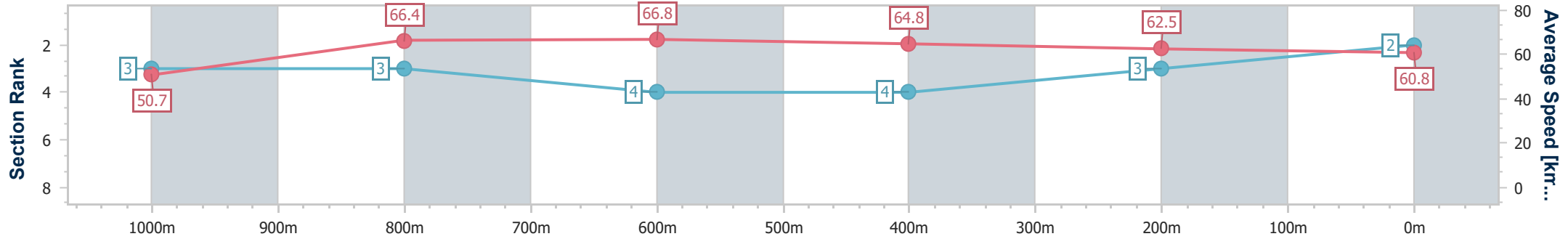
Horse/Jockey Name	Gentle Prince
Final Rank	2
Fastest Section Time (Section)	0:10.77 (800m)
Top Speed [km/h] (Section)	67.7 (800m)
Race State	Finished



Ipswich QLD Professional
 Race 1: BARRIER REEF POOLS OPEN Handicap - 1200m
 07 October 2024 - 13:31
 Track Rating: Soft 5, Weather: Fine, Rail Position: True



Section	Overall	1000m	800m	600m	400m	200m
Section Times	1:10.42 [2] (0:14.22)	0:56.20 [3] (0:10.88)	0:45.32 [3] (0:10.77)	0:34.55 [4] (0:11.12)	0:23.43 [4] (0:11.56)	0:11.87 [3] (0:11.87)
Average Speed [km/h]	50.7	66.4	66.8	64.8	62.5	60.8
Top Speed [km/h]	64.6	67.6	67.7	67.0	63.6	62.4
Avg. Dist. to Rail [m]	4.1	0.9	0.2	0.9	1.5	3.8
Avg. Stride Freq. [Hz]	2.3	2.4	2.4	2.4	2.4	2.4
Avg. Stride Length [m]	7.0	7.6	7.7	7.4	7.1	7.0



- [] Ranking at each section and finish
- .-.- No data available at this section
- NA No data available



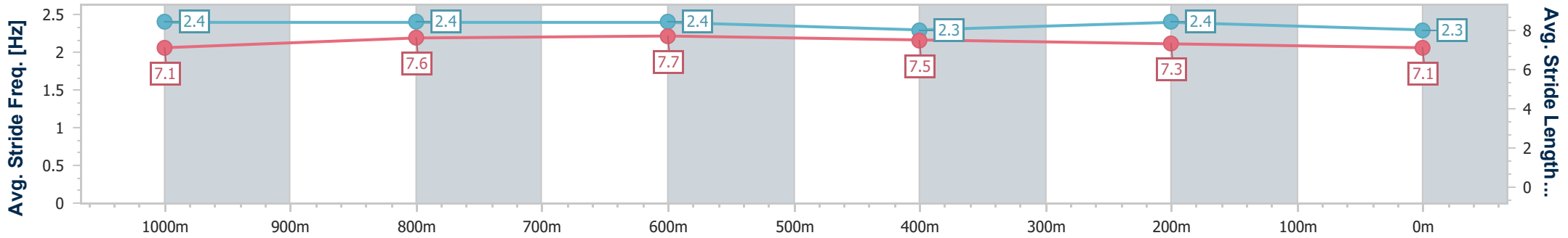
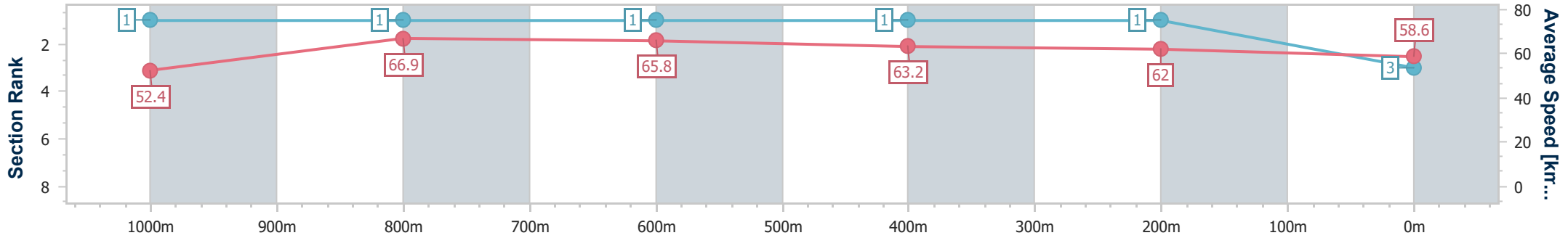
Horse/Jockey Name	Lady Wardell
Final Rank	3
Fastest Section Time (Section)	0:10.76 (1000m)
Top Speed [km/h] (Section)	67.7 (1000m)
Race State	Finished



Ipswich QLD Professional
 Race 1: BARRIER REEF POOLS OPEN Handicap - 1200m
 07 October 2024 - 13:31
 Track Rating: Soft 5, Weather: Fine, Rail Position: True



Section	Overall	1000m	800m	600m	400m	200m
Section Times	1:10.62 [3] (0:13.73)	0:56.89 [1] (0:10.76)	0:46.13 [1] (0:10.93)	0:35.20 [1] (0:11.32)	0:23.88 [1] (0:11.56)	0:12.32 [1] (0:12.32)
Average Speed [km/h]	52.4	66.9	65.8	63.2	62.0	58.6
Top Speed [km/h]	67.1	67.7	66.5	65.1	63.1	60.9
Avg. Dist. to Rail [m]	1.5	0.3	0.9	1.0	0.9	0.6
Avg. Stride Freq. [Hz]	2.4	2.4	2.4	2.3	2.4	2.3
Avg. Stride Length [m]	7.1	7.6	7.7	7.5	7.3	7.1



- [] Ranking at each section and finish
- .-.- No data available at this section
- NA No data available



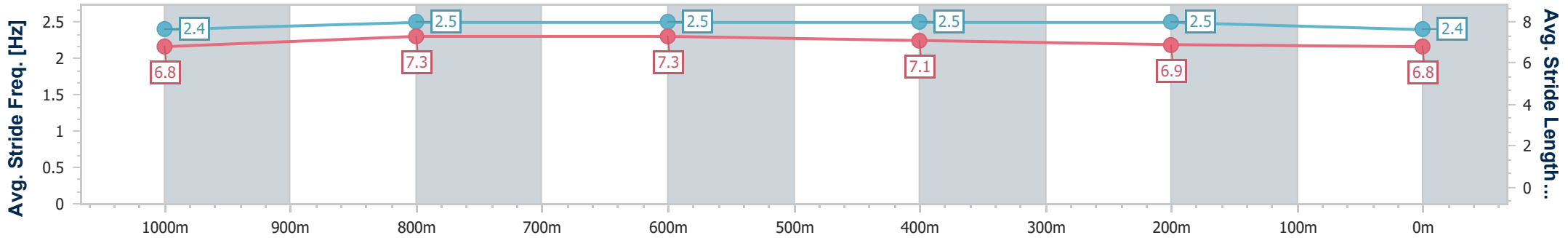
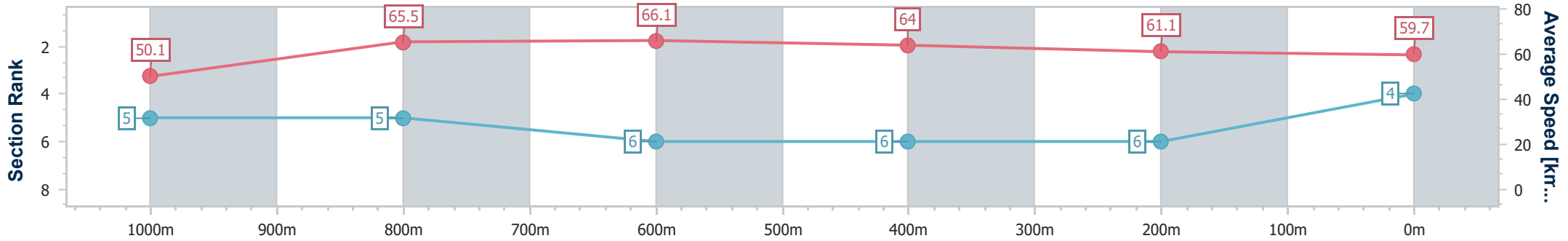
Horse/Jockey Name	Bat Pad
Final Rank	4
Fastest Section Time (Section)	0:10.90 (800m)
Top Speed [km/h] (Section)	67.1 (800m)
Race State	Finished



Ipswich QLD Professional
 Race 1: BARRIER REEF POOLS OPEN Handicap - 1200m
 07 October 2024 - 13:31
 Track Rating: Soft 5, Weather: Fine, Rail Position: True



Section	Overall	1000m	800m	600m	400m	200m
Section Times	1:11.36 [4] (0:14.41)	0:56.95 [5] (0:11.01)	0:45.94 [5] (0:10.90)	0:35.04 [6] (0:11.23)	0:23.81 [6] (0:11.75)	0:12.06 [6] (0:12.06)
Average Speed [km/h]	50.1	65.5	66.1	64.0	61.1	59.7
Top Speed [km/h]	64.8	66.1	67.1	66.0	63.0	61.1
Avg. Dist. to Rail [m]	4.0	0.9	0.2	0.5	0.5	0.6
Avg. Stride Freq. [Hz]	2.4	2.5	2.5	2.5	2.5	2.4
Avg. Stride Length [m]	6.8	7.3	7.3	7.1	6.9	6.8



- [] Ranking at each section and finish
- .-.- No data available at this section
- NA No data available



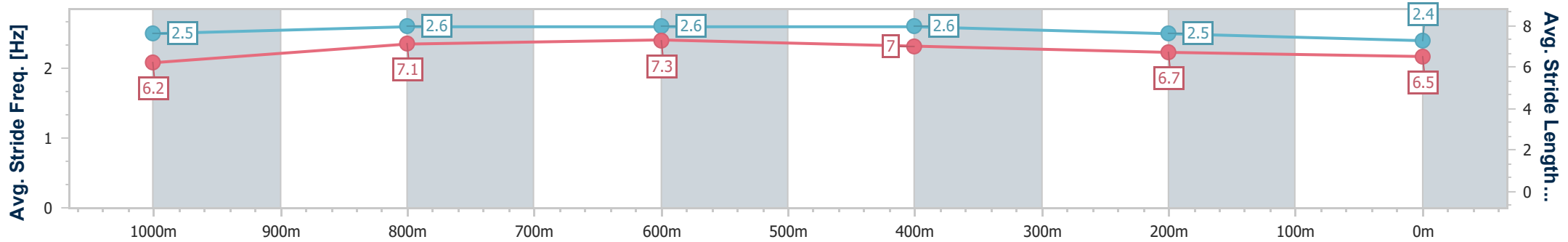
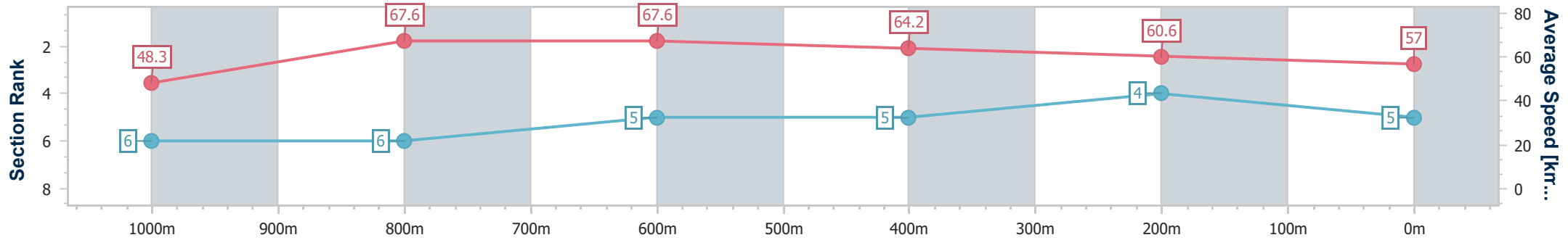
Horse/Jockey Name	Deep Blast
Final Rank	5
Fastest Section Time (Section)	0:10.61 (1000m)
Top Speed [km/h] (Section)	68.7 (1000m)
Race State	Finished



Ipswich QLD Professional
 Race 1: BARRIER REEF POOLS OPEN Handicap - 1200m
 07 October 2024 - 13:31
 Track Rating: Soft 5, Weather: Fine, Rail Position: True



Section	Overall	1000m	800m	600m	400m	200m
Section Times	1:11.67 [5] (0:14.88)	0:56.79 [6] (0:10.61)	0:46.18 [6] (0:10.61)	0:35.57 [5] (0:11.11)	0:24.46 [5] (0:11.87)	0:12.59 [4] (0:12.59)
Average Speed [km/h]	48.3	67.6	67.6	64.2	60.6	57.0
Top Speed [km/h]	68.1	68.7	68.3	66.5	62.6	59.4
Avg. Dist. to Rail [m]	3.0	0.8	1.7	1.5	0.8	0.7
Avg. Stride Freq. [Hz]	2.5	2.6	2.6	2.6	2.5	2.4
Avg. Stride Length [m]	6.2	7.1	7.3	7.0	6.7	6.5



- [] Ranking at each section and finish
- .-.- No data available at this section
- NA No data available



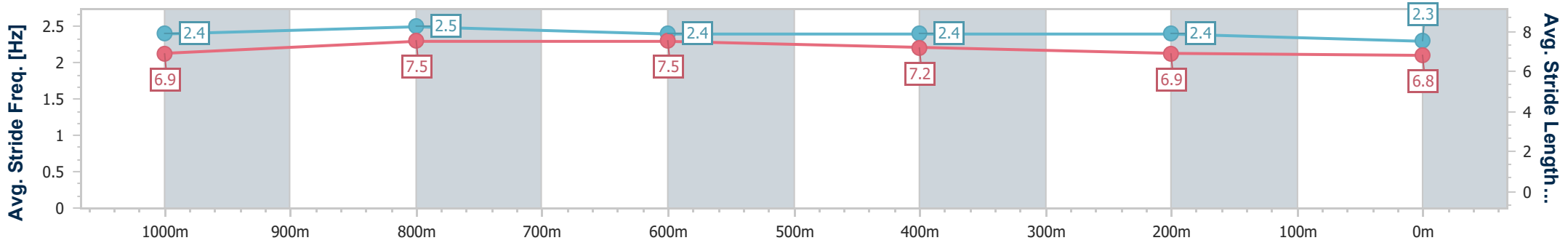
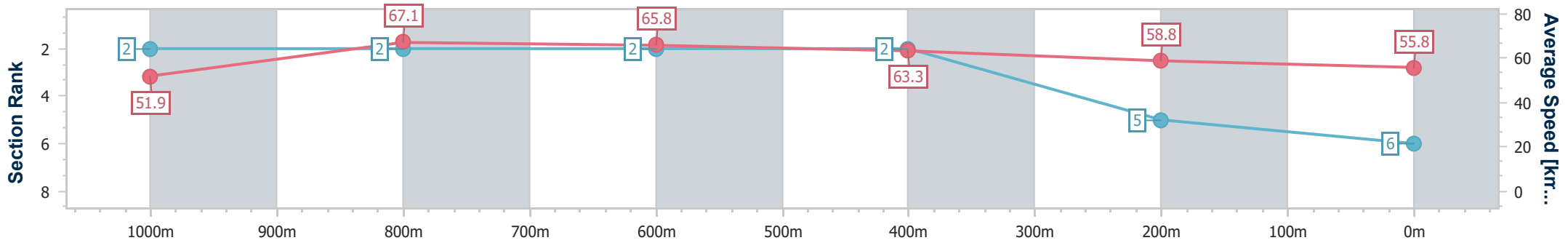
Horse/Jockey Name	Miss Helmut
Final Rank	6
Fastest Section Time (Section)	0:10.77 (1000m)
Top Speed [km/h] (Section)	67.8 (1000m)
Race State	Finished



Ipswich QLD Professional
 Race 1: BARRIER REEF POOLS OPEN Handicap - 1200m
 07 October 2024 - 13:31
 Track Rating: Soft 5, Weather: Fine, Rail Position: True



Section	Overall	1000m	800m	600m	400m	200m
Section Times	1:12.11 [6] (0:13.89)	0:58.22 [2] (0:10.77)	0:47.45 [2] (0:10.91)	0:36.54 [2] (0:11.39)	0:25.15 [2] (0:12.28)	0:12.87 [5] (0:12.87)
Average Speed [km/h]	51.9	67.1	65.8	63.3	58.8	55.8
Top Speed [km/h]	66.4	67.8	66.6	65.4	60.8	58.3
Avg. Dist. to Rail [m]	3.1	0.7	0.5	0.3	1.4	3.1
Avg. Stride Freq. [Hz]	2.4	2.5	2.4	2.4	2.4	2.3
Avg. Stride Length [m]	6.9	7.5	7.5	7.2	6.9	6.8



- [] Ranking at each section and finish
- .-.- No data available at this section
- NA No data available

07 October 2024 - 14:06

Track Rating: Soft 5, Weather: Fine, Rail Position: True

Section		Overall	1400m	1200m	1000m	800m	600m	400m	Last 600m
Field Times		1:41.85 (0:18.48)	1:23.37 (0:11.66)	1:11.71 (0:11.93)	0:59.78 (0:12.09)	0:47.69 (0:12.02)	0:35.67 (0:11.81)	0:23.86 (0:11.88)	0:35.67

Rank	TAB	Horse/Jockey	Barrier	Top Speed [km/h]	Fastest Section	Overall	1400m	1200m	1000m	800m	600m	400m	Last 600m	Distance Travelled [m]
1	1	JOHNNY DASH Justin Huxtable	1	64.5	0:11.68	1:41.85 [1] (0:18.67)	1:23.18 [3] (0:11.68)	1:11.50 [3] (0:11.93)	0:59.57 [3] (0:12.16)	0:47.41 [3] (0:12.11)	0:35.30 [4] (0:11.73)	0:23.57 [3] (0:11.69)	0:35.30	
2	10	WANDA'S OUTLAW Robbie Dolan	5	62.8	0:11.61	1:42.06 [2] (0:19.26)	1:22.80 [6] (0:11.61)	1:11.19 [6] (0:11.78)	0:59.41 [5] (0:12.05)	0:47.36 [5] (0:12.07)	0:35.29 [5] (0:11.66)	0:23.63 [5] (0:11.71)	0:35.29	-1
3	4	EASTOWN Boris Thornton	3	62.8	0:11.66	1:42.19 [3] (0:18.48)	1:23.71 [1] (0:11.66)	1:12.05 [1] (0:11.93)	1:00.12 [1] (0:12.09)	0:48.03 [1] (0:12.02)	0:36.01 [1] (0:11.81)	0:24.20 [1] (0:11.88)	0:36.01	-4
4	6	YUKANUMA Dylan Turner	2	66.8	0:11.71	1:42.60 [4] (0:18.79)	1:23.81 [4] (0:11.71)	1:12.10 [4] (0:11.86)	1:00.24 [4] (0:12.14)	0:48.10 [4] (0:12.04)	0:36.06 [3] (0:11.76)	0:24.30 [4] (0:11.96)	0:36.06	+8
5	3	ARIZONA DREAMING Corey Bayliss	4	62.6	0:11.71	1:42.88 [5] (0:19.07)	1:23.81 [5] (0:11.74)	1:12.07 [5] (0:11.87)	1:00.20 [6] (0:12.09)	0:48.11 [6] (0:12.03)	0:36.08 [6] (0:11.71)	0:24.37 [6] (0:12.06)	0:36.08	+7
6	5	RESURRECTED Jag Guthmann-Chester	6	62.8	0:11.69	1:43.19 [6] (0:18.51)	1:24.68 [2] (0:11.69)	1:12.99 [2] (0:11.93)	1:01.06 [2] (0:12.14)	0:48.92 [2] (0:12.08)	0:36.84 [2] (0:11.84)	0:25.00 [2] (0:12.10)	0:36.84	+4

Scratched: Pick Za Beans (#2), New Joy (#7), Silver Pearl (#8), Miss Shu (#9)

Track Rating: Soft 5, Weather: Fine, Rail Position: True

Section				200m				Last 600m	
Field Times				0:11.98 (0:11.98)				0:35.67	
Rank	TAB	Horse/Jockey	Barrier	Top Speed [km/h]	Fastest Section	Margin			Distance Travelled [m]
1	1	JOHNNY DASH Justin Huxtable	1	64.5 Overall	0:11.68 1400m	0:11.88 [2] (0:11.88)	1:41.85		0:35.30
2	10	WANDA'S OUTLAW Robbie Dolan	5	62.8 Overall	0:11.61 1400m	0:11.92 [3] (0:11.92)	1.25L		0:35.29 -1
3	4	EASTOWN Boris Thornton	3	62.8 Overall	0:11.66 1400m	0:12.32 [1] (0:12.32)	2.03L		0:36.01 -4
4	6	YUKANUMA Dylan Turner	2	66.8 Overall	0:11.71 1400m	0:12.34 [4] (0:12.34)	4.42L		0:36.06 +8
5	3	ARIZONA DREAMING Corey Bayliss	4	62.6 600m	0:11.71 600m	0:12.31 [6] (0:12.31)	6.06L		0:36.08 +7
6	5	RESURRECTED Jag Guthmann-Chester	6	62.8 Overall	0:11.69 1400m	0:12.90 [5] (0:12.90)	7.88L		0:36.84 +4

Scratched: Pick Za Beans (#2), New Joy (#7), Silver Pearl (#8), Miss Shu (#9)



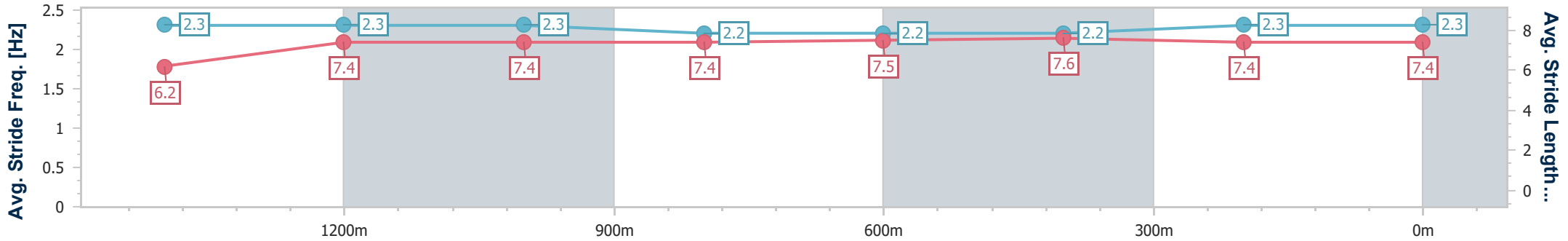
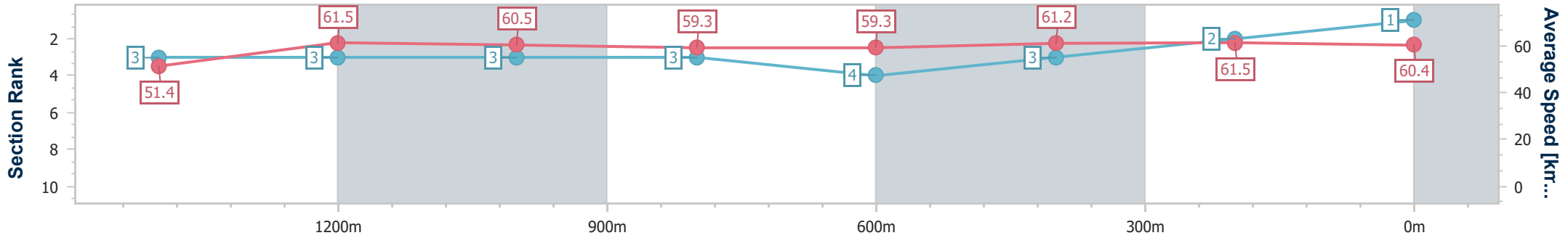
Horse/Jockey Name	Johnny Dash
Final Rank	1
Fastest Section Time (Section)	0:11.68 (1400m)
Top Speed [km/h] (Section)	64.5 (Overall)
Race State	Finished



Ipswich QLD Professional
 Race 2: GREAT NORTHERN BM65 Handicap - 1666m
 07 October 2024 - 14:06
 Track Rating: Soft 5, Weather: Fine, Rail Position: True



Section	Overall	1400m	1200m	1000m	800m	600m	400m	200m
Section Times	1:41.85 [1] (0:18.67)	1:23.18 [3] (0:11.68)	1:11.50 [3] (0:11.93)	0:59.57 [3] (0:12.16)	0:47.41 [3] (0:12.11)	0:35.30 [4] (0:11.73)	0:23.57 [3] (0:11.69)	0:11.88 [2] (0:11.88)
Average Speed [km/h]	51.4	61.5	60.5	59.3	59.3	61.2	61.5	60.4
Top Speed [km/h]	64.5	62.6	61.2	60.3	60.2	62.1	62.2	61.3
Avg. Dist. to Rail [m]	2.5	0.3	0.3	0.5	0.3	0.9	0.6	1.5
Avg. Stride Freq. [Hz]	2.3	2.3	2.3	2.2	2.2	2.2	2.3	2.3
Avg. Stride Length [m]	6.2	7.4	7.4	7.4	7.5	7.6	7.4	7.4



- [] Ranking at each section and finish
- .-.- No data available at this section
- NA No data available



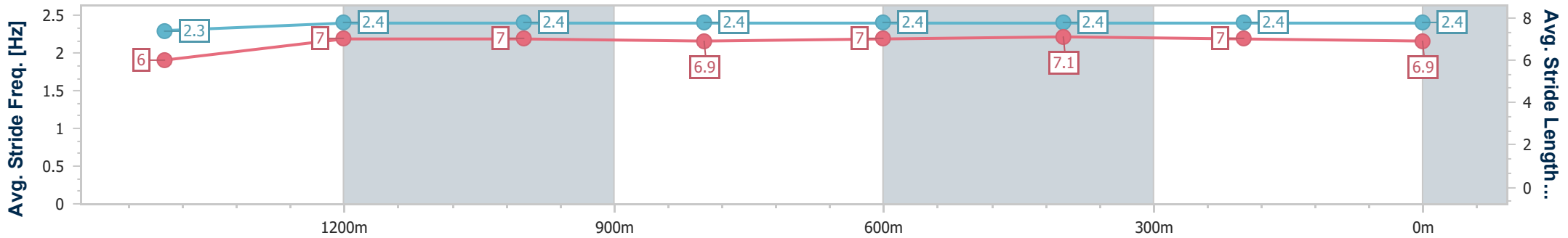
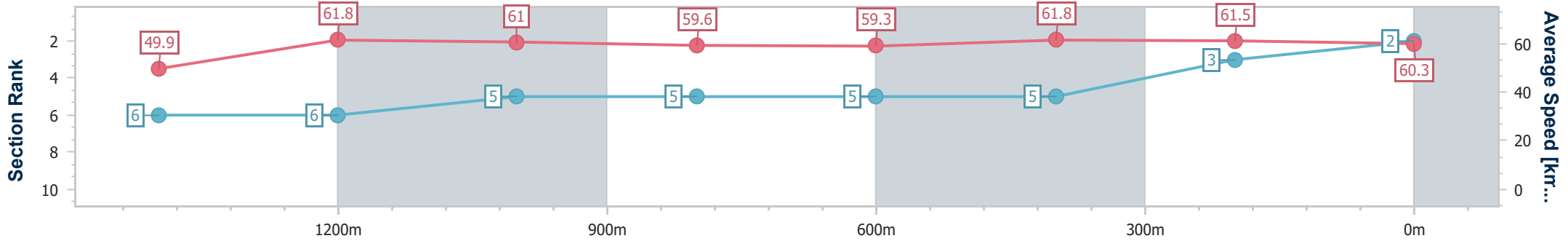
Horse/Jockey Name	Wanda's Outlaw
Final Rank	2
Fastest Section Time (Section)	0:11.61 (1400m)
Top Speed [km/h] (Section)	62.8 (Overall)
Race State	Finished



Ipswich QLD Professional
 Race 2: GREAT NORTHERN BM65 Handicap - 1666m
 07 October 2024 - 14:06
 Track Rating: Soft 5, Weather: Fine, Rail Position: True



Section	Overall	1400m	1200m	1000m	800m	600m	400m	200m
Section Times	1:42.06 [2] (0:19.26)	1:22.80 [6] (0:11.61)	1:11.19 [6] (0:11.78)	0:59.41 [5] (0:12.05)	0:47.36 [5] (0:12.07)	0:35.29 [5] (0:11.66)	0:23.63 [5] (0:11.71)	0:11.92 [3] (0:11.92)
Average Speed [km/h]	49.9	61.8	61.0	59.6	59.3	61.8	61.5	60.3
Top Speed [km/h]	62.8	62.2	61.9	61.2	60.0	62.7	62.4	62.2
Avg. Dist. to Rail [m]	5.3	0.4	1.0	0.7	0.7	0.2	0.4	2.3
Avg. Stride Freq. [Hz]	2.3	2.4	2.4	2.4	2.4	2.4	2.4	2.4
Avg. Stride Length [m]	6.0	7.0	7.0	6.9	7.0	7.1	7.0	6.9



- [] Ranking at each section and finish
- .-.- No data available at this section
- NA No data available



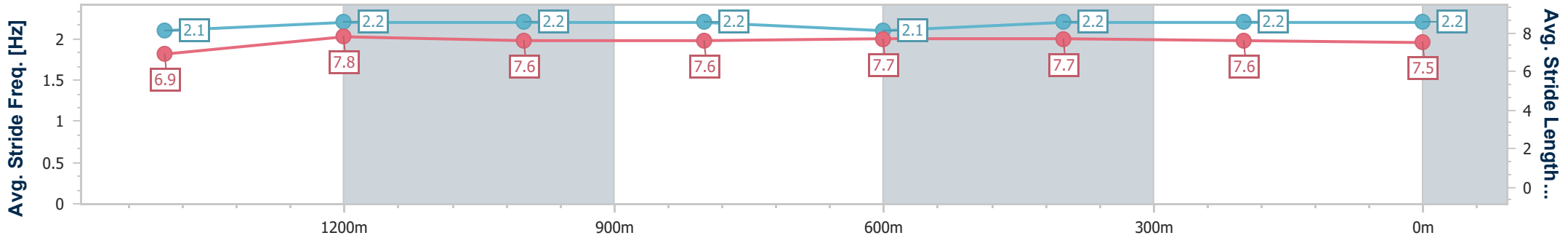
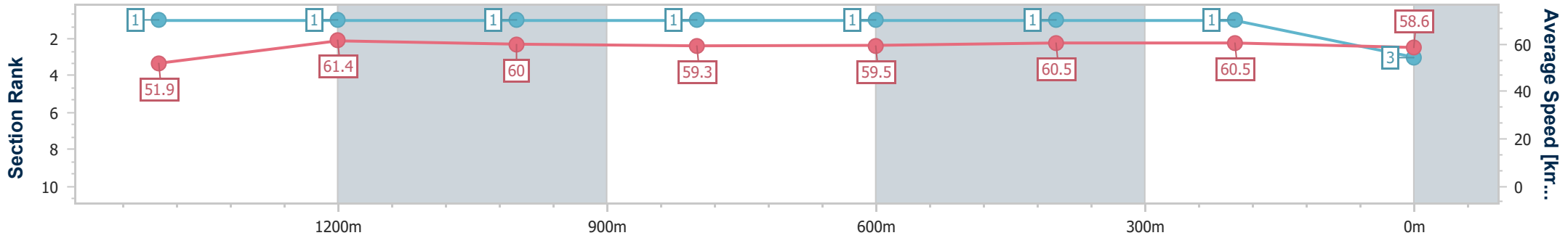
Horse/Jockey Name	Eastown
Final Rank	3
Fastest Section Time (Section)	0:11.66 (1400m)
Top Speed [km/h] (Section)	62.8 (Overall)
Race State	Finished



Ipswich QLD Professional
 Race 2: GREAT NORTHERN BM65 Handicap - 1666m
 07 October 2024 - 14:06
 Track Rating: Soft 5, Weather: Fine, Rail Position: True



Section	Overall	1400m	1200m	1000m	800m	600m	400m	200m
Section Times	1:42.19 [3] (0:18.48)	1:23.71 [1] (0:11.66)	1:12.05 [1] (0:11.93)	1:00.12 [1] (0:12.09)	0:48.03 [1] (0:12.02)	0:36.01 [1] (0:11.81)	0:24.20 [1] (0:11.88)	0:12.32 [1] (0:12.32)
Average Speed [km/h]	51.9	61.4	60.0	59.3	59.5	60.5	60.5	58.6
Top Speed [km/h]	62.8	62.1	61.7	59.8	60.2	61.2	61.5	60.1
Avg. Dist. to Rail [m]	4.1	0.9	1.1	1.2	2.0	0.8	0.7	0.3
Avg. Stride Freq. [Hz]	2.1	2.2	2.2	2.2	2.1	2.2	2.2	2.2
Avg. Stride Length [m]	6.9	7.8	7.6	7.6	7.7	7.7	7.6	7.5



- [] Ranking at each section and finish
- .-.- No data available at this section
- NA No data available



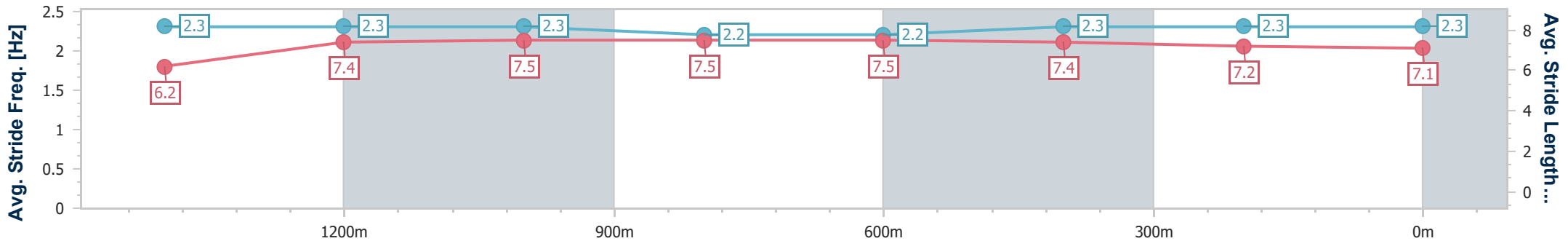
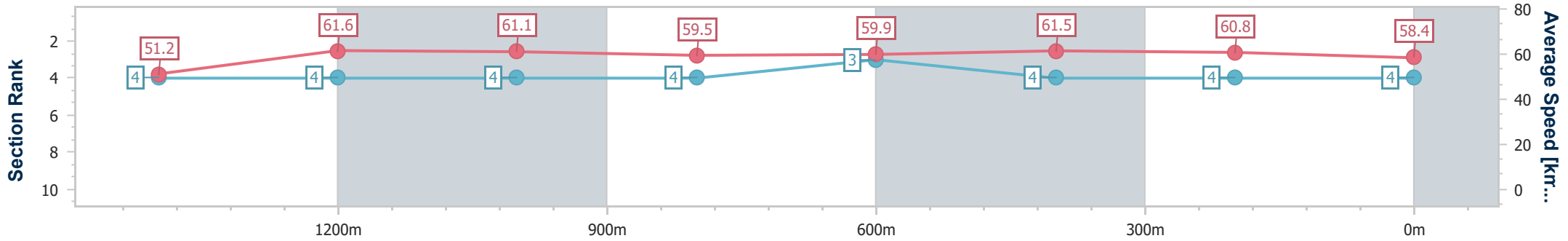
Horse/Jockey Name	Yukanuma
Final Rank	4
Fastest Section Time (Section)	0:11.71 (1400m)
Top Speed [km/h] (Section)	66.8 (Overall)
Race State	Finished



Ipswich QLD Professional
 Race 2: GREAT NORTHERN BM65 Handicap - 1666m
 07 October 2024 - 14:06
 Track Rating: Soft 5, Weather: Fine, Rail Position: True



Section	Overall	1400m	1200m	1000m	800m	600m	400m	200m
Section Times	1:42.60 [4] (0:18.79)	1:23.81 [4] (0:11.71)	1:12.10 [4] (0:11.86)	1:00.24 [4] (0:12.14)	0:48.10 [4] (0:12.04)	0:36.06 [3] (0:11.76)	0:24.30 [4] (0:11.96)	0:12.34 [4] (0:12.34)
Average Speed [km/h]	51.2	61.6	61.1	59.5	59.9	61.5	60.8	58.4
Top Speed [km/h]	66.8	62.1	61.4	60.4	60.6	62.0	61.3	60.8
Avg. Dist. to Rail [m]	3.6	1.3	1.3	1.5	0.8	1.1	3.4	5.0
Avg. Stride Freq. [Hz]	2.3	2.3	2.3	2.2	2.2	2.3	2.3	2.3
Avg. Stride Length [m]	6.2	7.4	7.5	7.5	7.5	7.4	7.2	7.1



- [] Ranking at each section and finish
- .-.- No data available at this section
- NA No data available



Horse/Jockey Name	Arizona Dreaming
Final Rank	5
Fastest Section Time (Section)	0:11.71 (600m)
Top Speed [km/h] (Section)	62.6 (600m)
Race State	Finished



Ipswich QLD Professional

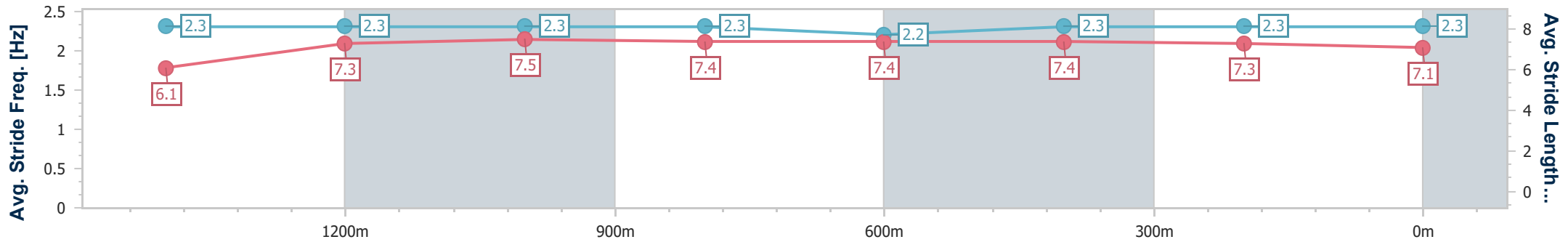
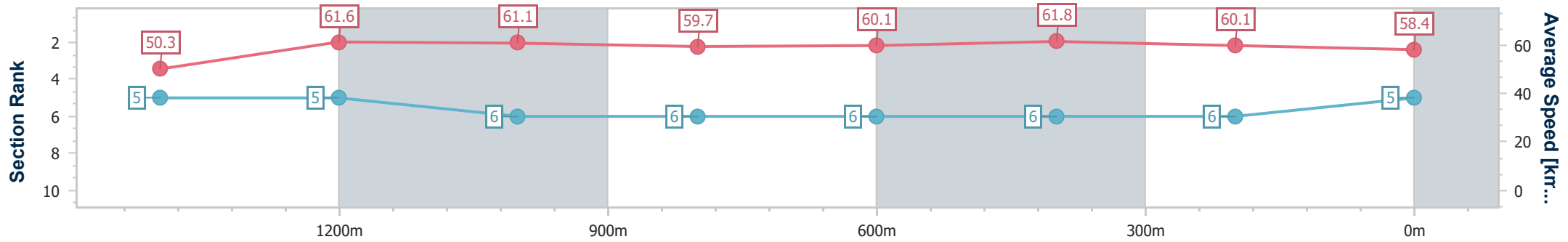
Race 2: GREAT NORTHERN BM65 Handicap - 1666m

07 October 2024 - 14:06



Track Rating: Soft 5, Weather: Fine, Rail Position: True

Section	Overall	1400m	1200m	1000m	800m	600m	400m	200m
Section Times	1:42.88 [5] (0:19.07)	1:23.81 [5] (0:11.74)	1:12.07 [5] (0:11.87)	1:00.20 [6] (0:12.09)	0:48.11 [6] (0:12.03)	0:36.08 [6] (0:11.71)	0:24.37 [6] (0:12.06)	0:12.31 [6] (0:12.31)
Average Speed [km/h]	50.3	61.6	61.1	59.7	60.1	61.8	60.1	58.4
Top Speed [km/h]	62.5	61.9	61.3	60.5	61.1	62.6	61.7	59.4
Avg. Dist. to Rail [m]	4.4	1.0	1.2	1.3	0.7	1.7	2.7	5.5
Avg. Stride Freq. [Hz]	2.3	2.3	2.3	2.3	2.2	2.3	2.3	2.3
Avg. Stride Length [m]	6.1	7.3	7.5	7.4	7.4	7.4	7.3	7.1



- [] Ranking at each section and finish
- .-.- No data available at this section
- NA No data available



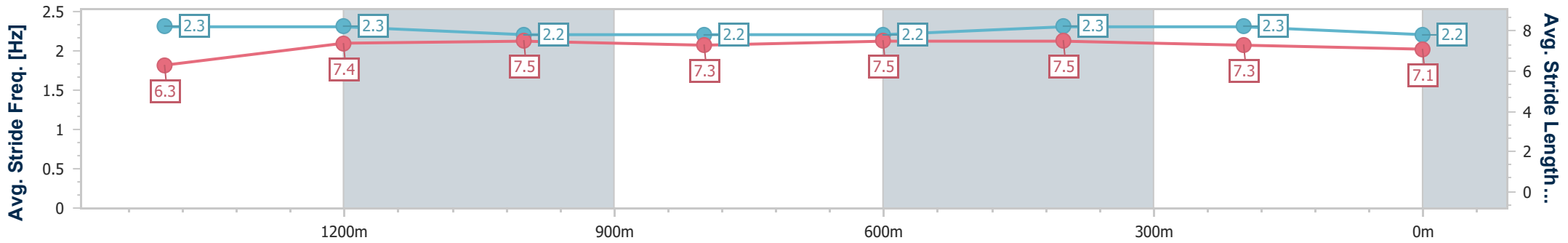
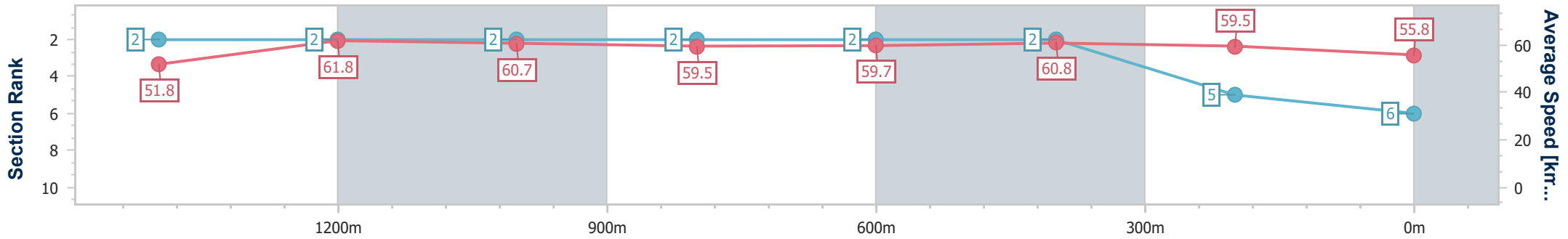
Horse/Jockey Name	Resurrected
Final Rank	6
Fastest Section Time (Section)	0:11.69 (1400m)
Top Speed [km/h] (Section)	62.8 (Overall)
Race State	Finished



Ipswich QLD Professional
 Race 2: GREAT NORTHERN BM65 Handicap - 1666m
 07 October 2024 - 14:06
 Track Rating: Soft 5, Weather: Fine, Rail Position: True



Section	Overall	1400m	1200m	1000m	800m	600m	400m	200m
Section Times	1:43.19 [6] (0:18.51)	1:24.68 [2] (0:11.69)	1:12.99 [2] (0:11.93)	1:01.06 [2] (0:12.14)	0:48.92 [2] (0:12.08)	0:36.84 [2] (0:11.84)	0:25.00 [2] (0:12.10)	0:12.90 [5] (0:12.90)
Average Speed [km/h]	51.8	61.8	60.7	59.5	59.7	60.8	59.5	55.8
Top Speed [km/h]	62.8	62.1	61.2	60.2	60.4	61.3	60.8	59.0
Avg. Dist. to Rail [m]	6.4	1.2	1.2	1.3	0.5	0.4	1.1	3.4
Avg. Stride Freq. [Hz]	2.3	2.3	2.2	2.2	2.2	2.3	2.3	2.2
Avg. Stride Length [m]	6.3	7.4	7.5	7.3	7.5	7.5	7.3	7.1



- [] Ranking at each section and finish
- .-.-.- No data available at this section
- NA No data available



Ipswich QLD Professional

Race 3: PRECINCT URBAN PLANNING Maiden Handicap - 1200m

07 October 2024 - 14:43



Track Rating: Soft 5, Weather: Fine, Rail Position: True

Section		Overall										Last 600m	
Field Times		1:11.28										0:35.82	
		(0:13.49)										(0:12.23)	
		0:57.79										0:12.23	
		(0:10.86)										(0:12.23)	
		0:46.93										0:12.23	
		(0:11.11)										(0:12.23)	
		0:35.82										0:12.23	
		(0:11.50)										(0:12.23)	
		0:24.32										0:12.23	
		(0:12.09)										(0:12.23)	
		0:12.23										0:12.23	
		(0:12.23)										(0:12.23)	
Rank	TAB	Horse/Jockey	Barrier	Top Speed [km/h]	Fastest Section	Overall	1000m	800m	600m	400m	200m	Margin	Distance Travelled [m]
1	13	CRUMPETS	1	67.8	0:10.96	1:11.28 [1]	0:57.66 [3]	0:46.70 [4]	0:35.57 [3]	0:24.04 [3]	0:12.16 [2]	1:11.28	0:35.57
		Mark Du Plessis		1000m	1000m	(0:13.62)	(0:10.96)	(0:11.13)	(0:11.53)	(0:11.88)	(0:12.16)		
2	14	ALLY	7	67.4	0:11.19	1:11.36 [2]	0:57.55 [6]	0:46.36 [7]	0:35.06 [7]	0:23.83 [7]	0:11.86 [5]	0.48L	0:35.06
		Tahlia Fenlon		Overall	1000m	(0:13.81)	(0:11.19)	(0:11.30)	(0:11.23)	(0:11.97)	(0:11.86)		-2
3	18	ROCKRATA	5	67.8	0:10.86	1:11.40 [3]	0:57.91 [1]	0:47.05 [1]	0:35.94 [1]	0:24.44 [1]	0:12.35 [1]	0.7L	0:35.94
		Samantha Collett		Overall	1000m	(0:13.49)	(0:10.86)	(0:11.11)	(0:11.50)	(0:12.09)	(0:12.35)		-5
4	7	MATERIALIST	3	68.0	0:11.01	1:11.40 [4]	0:57.75 [4]	0:46.74 [5]	0:35.42 [5]	0:23.98 [5]	0:12.11 [4]	0.72L	0:35.42
		Jace McMurray		Overall	1000m	(0:13.65)	(0:11.01)	(0:11.32)	(0:11.44)	(0:11.87)	(0:12.11)		-2
5	19	JEDIAH	11	67.8	0:10.90	1:11.89 [5]	0:57.81 [8]	0:46.91 [6]	0:35.62 [6]	0:24.39 [6]	0:12.35 [6]	3.6L	0:35.62
		Madeleine Wishart		1000m	1000m	(0:14.08)	(0:10.90)	(0:11.29)	(0:11.23)	(0:12.04)	(0:12.35)		+3
6	6	ASAMBE	9	69.4	0:10.69	1:11.99 [6]	0:58.24 [5]	0:47.55 [2]	0:36.47 [2]	0:24.98 [2]	0:12.83 [3]	4.17L	0:36.47
		Cejay Graham		Overall	1000m	(0:13.75)	(0:10.69)	(0:11.08)	(0:11.49)	(0:12.15)	(0:12.83)		-2
7	17	LA DEMOISELLE	8	68.3	0:10.88	1:12.16 [7]	0:58.54 [2]	0:47.66 [3]	0:36.36 [4]	0:24.80 [4]	0:12.60 [7]	5.19L	0:36.36
		Emily Lang		Overall	1000m	(0:13.62)	(0:10.88)	(0:11.30)	(0:11.56)	(0:12.20)	(0:12.60)		-3
8	2	LONJOURNO	6	66.7	0:11.08	1:12.16 [8]	0:57.83 [10]	0:46.75 [10]	0:35.43 [10]	0:24.33 [8]	0:12.52 [8]	5.19L	0:35.43
		Jake Bayliss		1000m	1000m	(0:14.33)	(0:11.08)	(0:11.32)	(0:11.10)	(0:11.81)	(0:12.52)		+2
9	20	PANTHER POWER	4	67.2	0:11.10	1:12.28 [9]	0:58.22 [7]	0:47.12 [8]	0:35.69 [9]	0:24.24 [9]	0:12.38 [9]	5.85L	0:35.69
		Minonette Kennedy		1000m	1000m	(0:14.06)	(0:11.10)	(0:11.43)	(0:11.45)	(0:11.86)	(0:12.38)		+0
10	4	READY FOR VEGAS	2	67.5	0:10.97	1:12.49 [10]	0:58.29 [9]	0:47.32 [9]	0:35.91 [8]	0:24.43 [10]	0:12.55 [10]	7.13L	0:35.91
		Micheal Hellyer		1000m	1000m	(0:14.20)	(0:10.97)	(0:11.41)	(0:11.48)	(0:11.88)	(0:12.55)		-5

Scratched: Power Of Success (#8), Private Equity (#9), Ruins Of Rome (#10), Enid (#11), Reemya (#12), Adalmo (#1), Brass Band (#3), Andersen (#5), Philia (#15), Ready For The Trip (#21)

[] Ranking at each section and finish
-:--:-- No data available at this section
NA No data available

SCN Saddle cloth number
DNF Did not finish
DNT Did not track



Ipswich QLD Professional

Race 3: PRECINCT URBAN PLANNING Maiden Handicap - 1200m

07 October 2024 - 14:43



Track Rating: Soft 5, Weather: Fine, Rail Position: True

Section	Overall	1000m	800m	600m	400m	200m	Last 600m
Field Times	1:11.28 (0:13.49)	0:57.79 (0:10.86)	0:46.93 (0:11.11)	0:35.82 (0:11.50)	0:24.32 (0:12.09)	0:12.23 (0:12.23)	0:35.82

Rank	TAB	Horse/Jockey	Barrier	Top Speed [km/h]	Fastest Section	Margin	Distance Travelled [m]
11	16	THORNESIDE	10	65.5	0:11.16	9.74L	-3
		Robbie Dolan		800m	1000m		
					1:12.94 [11] (0:14.40)		
					0:58.54 [11] (0:11.16)		
					0:47.38 [11] (0:11.24)		
					0:36.14 [11] (0:11.64)		
					0:24.50 [11] (0:11.81)		
					0:12.69 [11] (0:12.69)		

Scratched: Power Of Success (#8), Private Equity (#9), Ruins Of Rome (#10), Enid (#11), Reemya (#12), Adalmo (#1), Brass Band (#3), Andersen (#5), Philia (#15), Ready For The Trip (#21)

[] Ranking at each section and finish
 -:-:-:- No data available at this section
 NA No data available

SCN Saddle cloth number
 DNF Did not finish
 DNT Did not track



Horse/Jockey Name	Crumpets
Final Rank	1
Fastest Section Time (Section)	0:10.96 (1000m)
Top Speed [km/h] (Section)	67.8 (1000m)
Race State	Finished



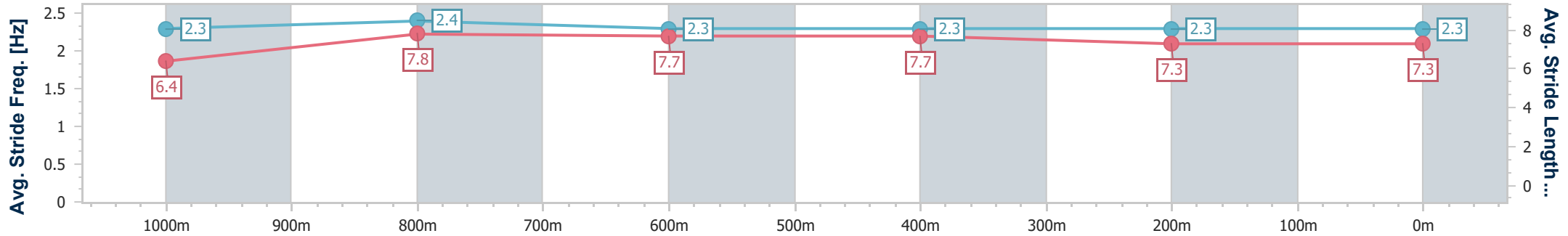
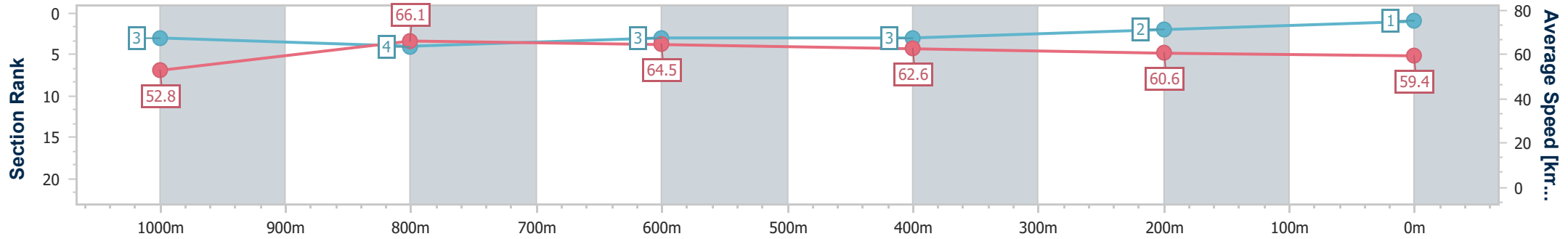
Ipswich QLD Professional
Race 3: PRECINCT URBAN PLANNING Maiden Handicap - 1200m



07 October 2024 - 14:43

Track Rating: Soft 5, Weather: Fine, Rail Position: True

Section	Overall	1000m	800m	600m	400m	200m
Section Times	1:11.28 [1] (0:13.62)	0:57.66 [3] (0:10.96)	0:46.70 [4] (0:11.13)	0:35.57 [3] (0:11.53)	0:24.04 [3] (0:11.88)	0:12.16 [2] (0:12.16)
Average Speed [km/h]	52.8	66.1	64.5	62.6	60.6	59.4
Top Speed [km/h]	67.3	67.8	65.5	64.0	61.3	60.9
Avg. Dist. to Rail [m]	2.4	0.9	0.6	0.2	1.3	2.5
Avg. Stride Freq. [Hz]	2.3	2.4	2.3	2.3	2.3	2.3
Avg. Stride Length [m]	6.4	7.8	7.7	7.7	7.3	7.3



- [] Ranking at each section and finish
- .-.- No data available at this section
- NA No data available



Horse/Jockey Name	Ally
Final Rank	2
Fastest Section Time (Section)	0:11.19 (1000m)
Top Speed [km/h] (Section)	67.4 (Overall)
Race State	Finished



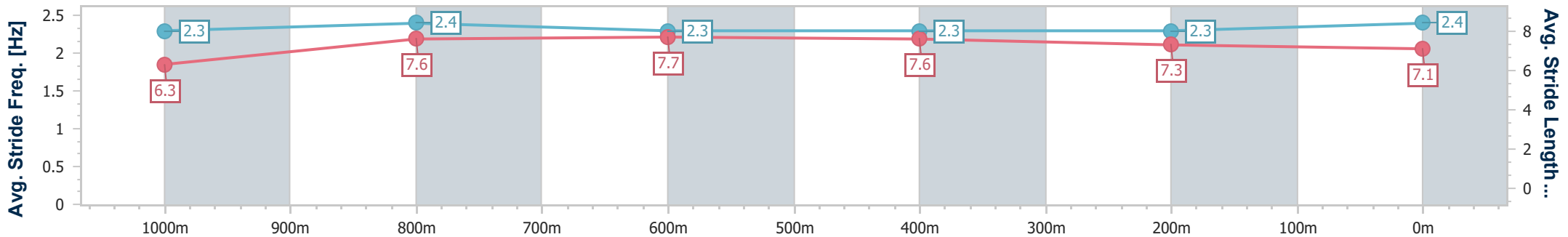
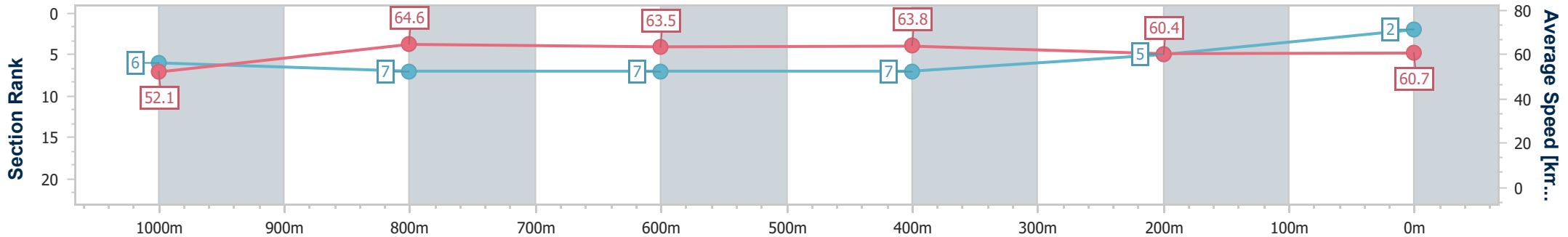
Ipswich QLD Professional
Race 3: PRECINCT URBAN PLANNING Maiden Handicap - 1200m



07 October 2024 - 14:43

Track Rating: Soft 5, Weather: Fine, Rail Position: True

Section	Overall	1000m	800m	600m	400m	200m
Section Times	1:11.36 [2] (0:13.81)	0:57.55 [6] (0:11.19)	0:46.36 [7] (0:11.30)	0:35.06 [7] (0:11.23)	0:23.83 [7] (0:11.97)	0:11.86 [5] (0:11.86)
Average Speed [km/h]	52.1	64.6	63.5	63.8	60.4	60.7
Top Speed [km/h]	67.4	66.3	65.0	66.4	62.3	62.3
Avg. Dist. to Rail [m]	6.4	1.2	0.9	1.0	3.0	5.2
Avg. Stride Freq. [Hz]	2.3	2.4	2.3	2.3	2.3	2.4
Avg. Stride Length [m]	6.3	7.6	7.7	7.6	7.3	7.1



- [] Ranking at each section and finish
- .-.- No data available at this section
- NA No data available



Horse/Jockey Name	Rockrata
Final Rank	3
Fastest Section Time (Section)	0:10.86 (1000m)
Top Speed [km/h] (Section)	67.8 (Overall)
Race State	Finished



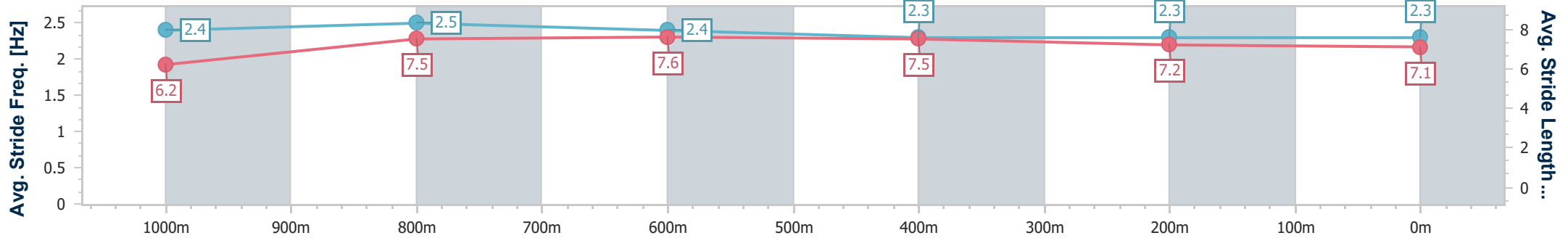
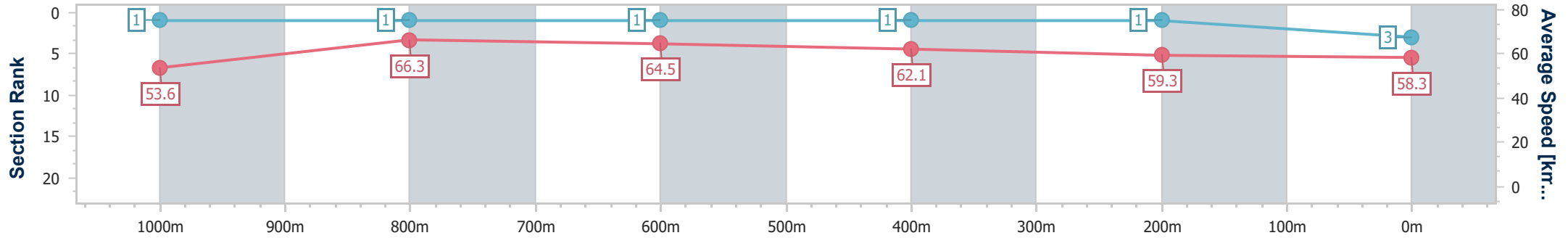
Ipswich QLD Professional
Race 3: PRECINCT URBAN PLANNING Maiden Handicap - 1200m



07 October 2024 - 14:43

Track Rating: Soft 5, Weather: Fine, Rail Position: True

Section	Overall	1000m	800m	600m	400m	200m
Section Times	1:11.40 [3] (0:13.49)	0:57.91 [1] (0:10.86)	0:47.05 [1] (0:11.11)	0:35.94 [1] (0:11.50)	0:24.44 [1] (0:12.09)	0:12.35 [1] (0:12.35)
Average Speed [km/h]	53.6	66.3	64.5	62.1	59.3	58.3
Top Speed [km/h]	67.8	67.7	65.9	63.6	60.5	59.7
Avg. Dist. to Rail [m]	5.2	0.3	0.9	1.2	1.2	0.8
Avg. Stride Freq. [Hz]	2.4	2.5	2.4	2.3	2.3	2.3
Avg. Stride Length [m]	6.2	7.5	7.6	7.5	7.2	7.1



- [] Ranking at each section and finish
- .-.- No data available at this section
- NA No data available



Horse/Jockey Name	Materialist
Final Rank	4
Fastest Section Time (Section)	0:11.01 (1000m)
Top Speed [km/h] (Section)	68.0 (Overall)
Race State	Finished



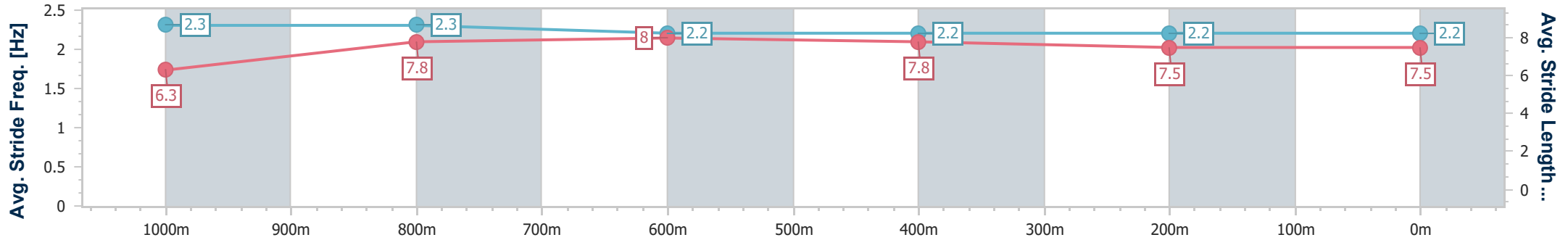
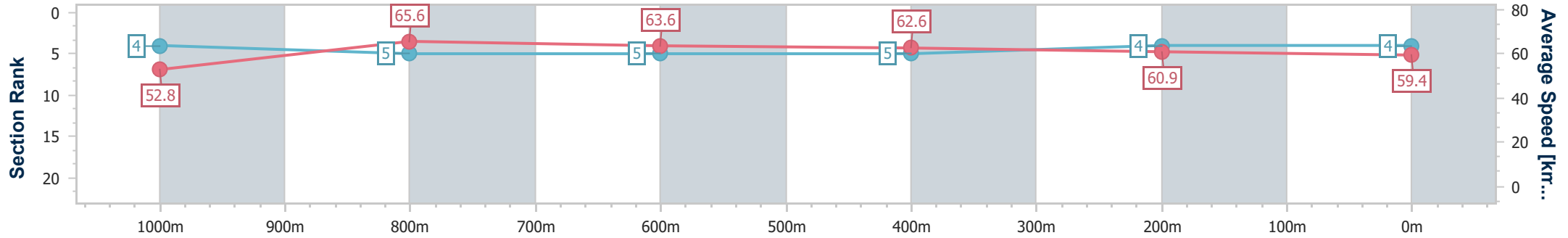
Ipswich QLD Professional
Race 3: PRECINCT URBAN PLANNING Maiden Handicap - 1200m



07 October 2024 - 14:43

Track Rating: Soft 5, Weather: Fine, Rail Position: True

Section	Overall	1000m	800m	600m	400m	200m
Section Times	1:11.40 [4] (0:13.65)	0:57.75 [4] (0:11.01)	0:46.74 [5] (0:11.32)	0:35.42 [5] (0:11.44)	0:23.98 [5] (0:11.87)	0:12.11 [4] (0:12.11)
Average Speed [km/h]	52.8	65.6	63.6	62.6	60.9	59.4
Top Speed [km/h]	68.0	67.8	65.3	64.2	61.5	60.8
Avg. Dist. to Rail [m]	3.8	1.1	0.4	0.7	0.9	1.9
Avg. Stride Freq. [Hz]	2.3	2.3	2.2	2.2	2.2	2.2
Avg. Stride Length [m]	6.3	7.8	8.0	7.8	7.5	7.5



- [] Ranking at each section and finish
- .-.- No data available at this section
- NA No data available



Horse/Jockey Name	Jediah
Final Rank	5
Fastest Section Time (Section)	0:10.90 (1000m)
Top Speed [km/h] (Section)	67.8 (1000m)
Race State	Finished



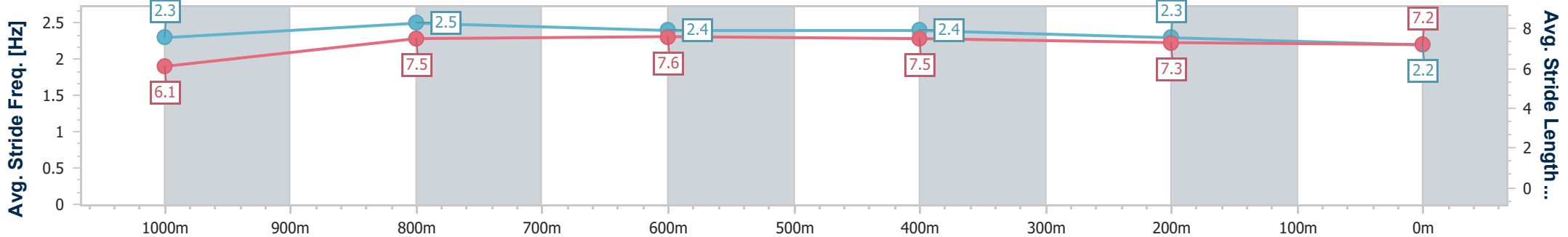
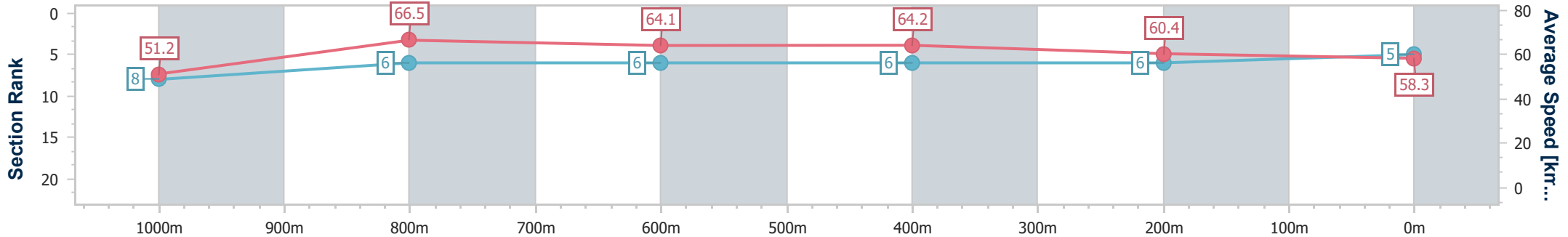
Ipswich QLD Professional
Race 3: PRECINCT URBAN PLANNING Maiden Handicap - 1200m



07 October 2024 - 14:43

Track Rating: Soft 5, Weather: Fine, Rail Position: True

Section	Overall	1000m	800m	600m	400m	200m
Section Times	1:11.89 [5] (0:14.08)	0:57.81 [8] (0:10.90)	0:46.91 [6] (0:11.29)	0:35.62 [6] (0:11.23)	0:24.39 [6] (0:12.04)	0:12.35 [6] (0:12.35)
Average Speed [km/h]	51.2	66.5	64.1	64.2	60.4	58.3
Top Speed [km/h]	67.2	67.8	65.6	66.5	63.2	59.2
Avg. Dist. to Rail [m]	9.6	3.1	0.9	0.5	3.3	4.2
Avg. Stride Freq. [Hz]	2.3	2.5	2.4	2.4	2.3	2.2
Avg. Stride Length [m]	6.1	7.5	7.6	7.5	7.3	7.2



- [] Ranking at each section and finish
- .-.- No data available at this section
- NA No data available



Horse/Jockey Name	Asambe
Final Rank	6
Fastest Section Time (Section)	0:10.69 (1000m)
Top Speed [km/h] (Section)	69.4 (Overall)
Race State	Finished



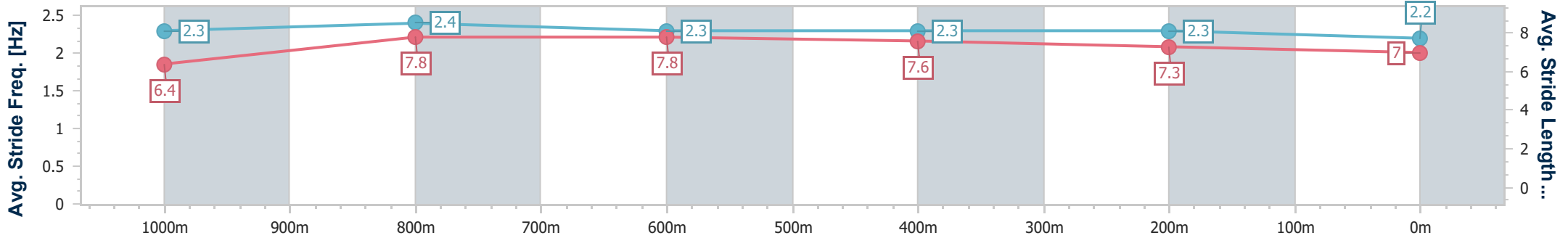
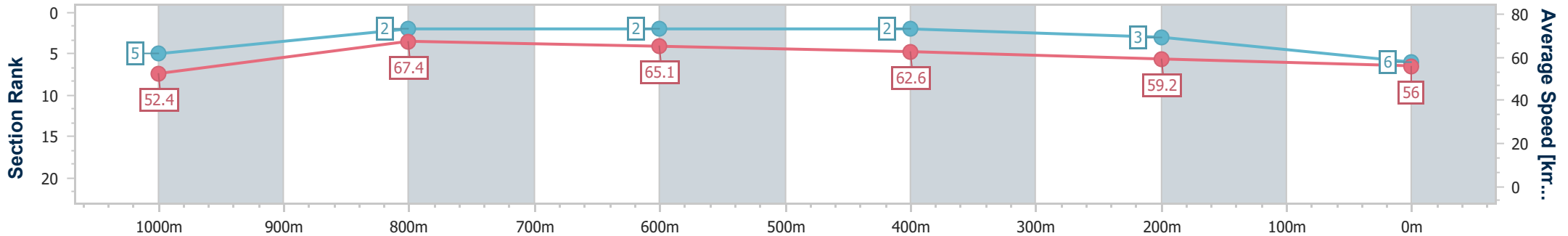
Ipswich QLD Professional
Race 3: PRECINCT URBAN PLANNING Maiden Handicap - 1200m



07 October 2024 - 14:43

Track Rating: Soft 5, Weather: Fine, Rail Position: True

Section	Overall	1000m	800m	600m	400m	200m
Section Times	1:11.99 [6] (0:13.75)	0:58.24 [5] (0:10.69)	0:47.55 [2] (0:11.08)	0:36.47 [2] (0:11.49)	0:24.98 [2] (0:12.15)	0:12.83 [3] (0:12.83)
Average Speed [km/h]	52.4	67.4	65.1	62.6	59.2	56.0
Top Speed [km/h]	69.4	69.4	66.9	64.0	61.3	58.1
Avg. Dist. to Rail [m]	8.1	2.2	0.5	0.7	0.3	0.5
Avg. Stride Freq. [Hz]	2.3	2.4	2.3	2.3	2.3	2.2
Avg. Stride Length [m]	6.4	7.8	7.8	7.6	7.3	7.0



- [] Ranking at each section and finish
- .-.- No data available at this section
- NA No data available



Horse/Jockey Name	La Demoiselle
Final Rank	7
Fastest Section Time (Section)	0:10.88 (1000m)
Top Speed [km/h] (Section)	68.3 (Overall)
Race State	Finished



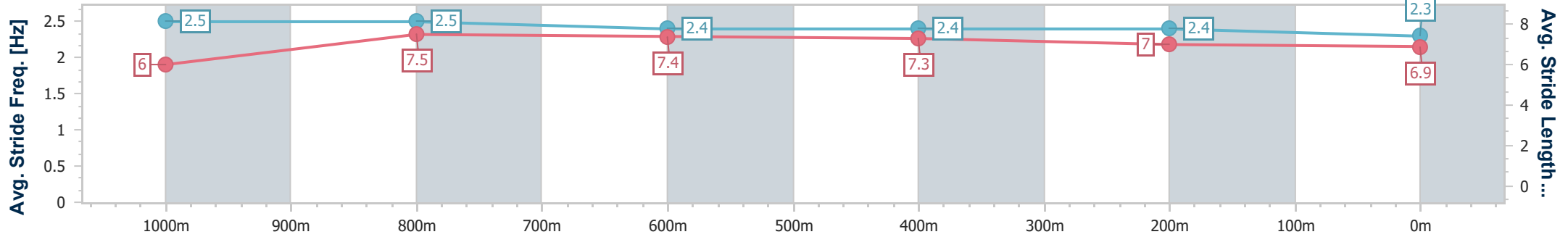
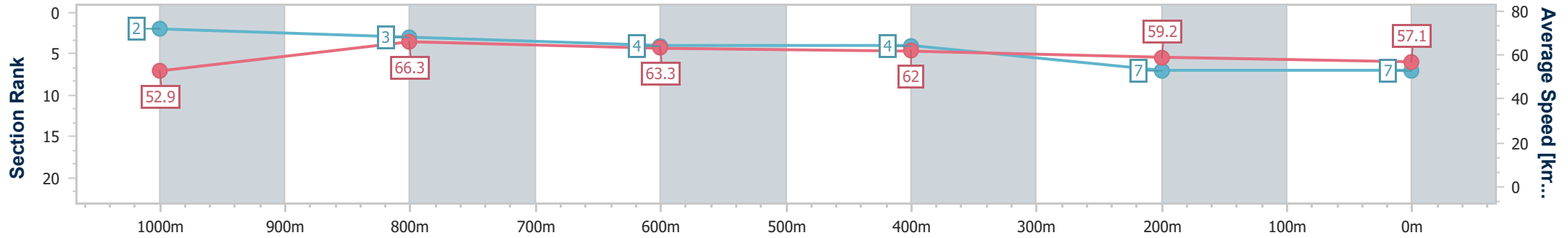
Ipswich QLD Professional
Race 3: PRECINCT URBAN PLANNING Maiden Handicap - 1200m



07 October 2024 - 14:43

Track Rating: Soft 5, Weather: Fine, Rail Position: True

Section	Overall	1000m	800m	600m	400m	200m
Section Times	1:12.16 [7] (0:13.62)	0:58.54 [2] (0:10.88)	0:47.66 [3] (0:11.30)	0:36.36 [4] (0:11.56)	0:24.80 [4] (0:12.20)	0:12.60 [7] (0:12.60)
Average Speed [km/h]	52.9	66.3	63.3	62.0	59.2	57.1
Top Speed [km/h]	68.3	68.1	64.7	63.5	60.9	59.2
Avg. Dist. to Rail [m]	5.6	0.8	0.9	0.6	1.6	2.6
Avg. Stride Freq. [Hz]	2.5	2.5	2.4	2.4	2.4	2.3
Avg. Stride Length [m]	6.0	7.5	7.4	7.3	7.0	6.9



- [] Ranking at each section and finish
- .-.- No data available at this section
- NA No data available



Horse/Jockey Name	Lonjourno
Final Rank	8
Fastest Section Time (Section)	0:11.08 (1000m)
Top Speed [km/h] (Section)	66.7 (1000m)
Race State	Finished



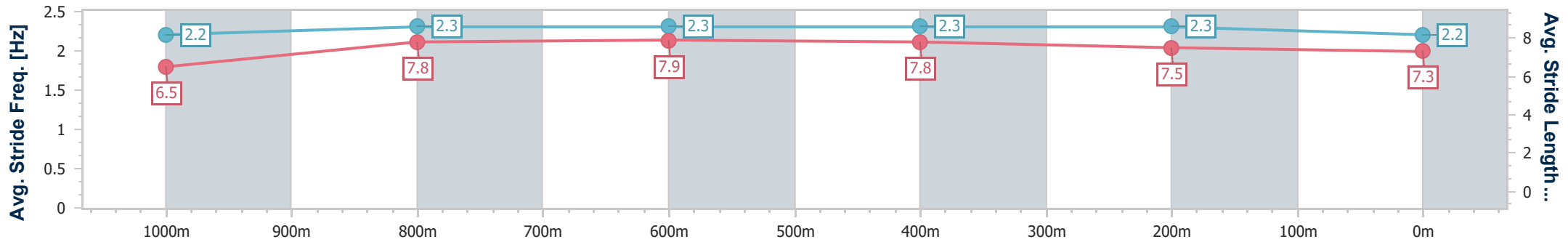
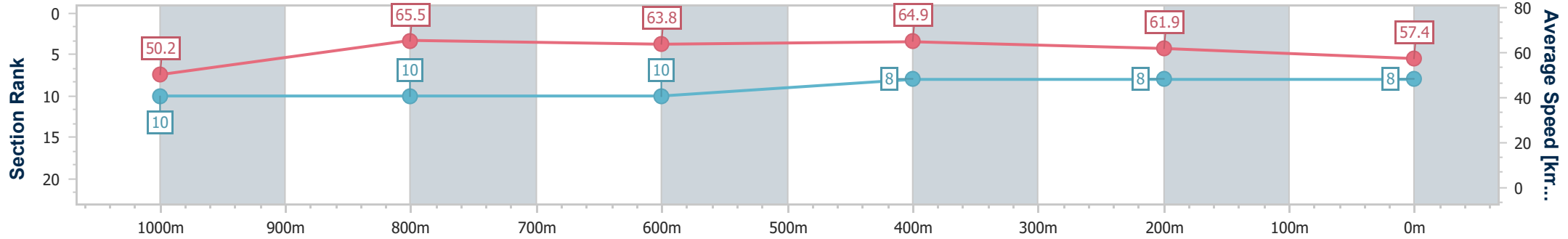
Ipswich QLD Professional
Race 3: PRECINCT URBAN PLANNING Maiden Handicap - 1200m



07 October 2024 - 14:43

Track Rating: Soft 5, Weather: Fine, Rail Position: True

Section	Overall	1000m	800m	600m	400m	200m
Section Times	1:12.16 [8] (0:14.33)	0:57.83 [10] (0:11.08)	0:46.75 [10] (0:11.32)	0:35.43 [10] (0:11.10)	0:24.33 [8] (0:11.81)	0:12.52 [8] (0:12.52)
Average Speed [km/h]	50.2	65.5	63.8	64.9	61.9	57.4
Top Speed [km/h]	65.8	66.7	64.4	65.8	64.7	60.1
Avg. Dist. to Rail [m]	5.8	2.3	0.9	0.7	4.3	6.3
Avg. Stride Freq. [Hz]	2.2	2.3	2.3	2.3	2.3	2.2
Avg. Stride Length [m]	6.5	7.8	7.9	7.8	7.5	7.3



- [] Ranking at each section and finish
- .-.- No data available at this section
- NA No data available



Horse/Jockey Name	Panther Power
Final Rank	9
Fastest Section Time (Section)	0:11.10 (1000m)
Top Speed [km/h] (Section)	67.2 (1000m)
Race State	Finished



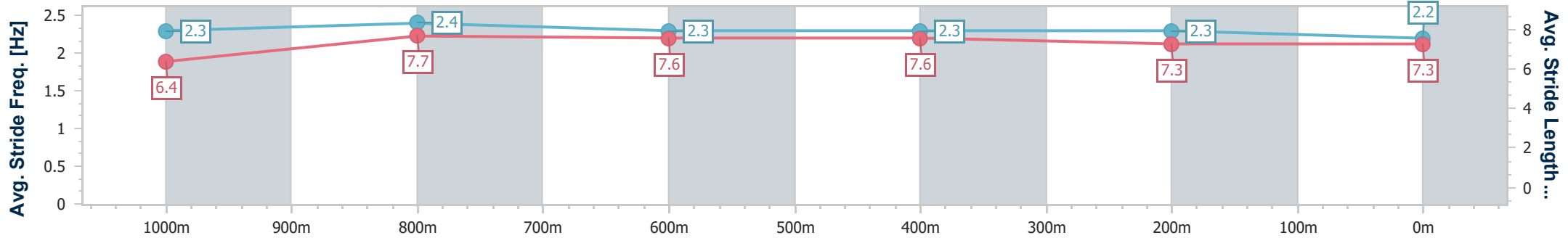
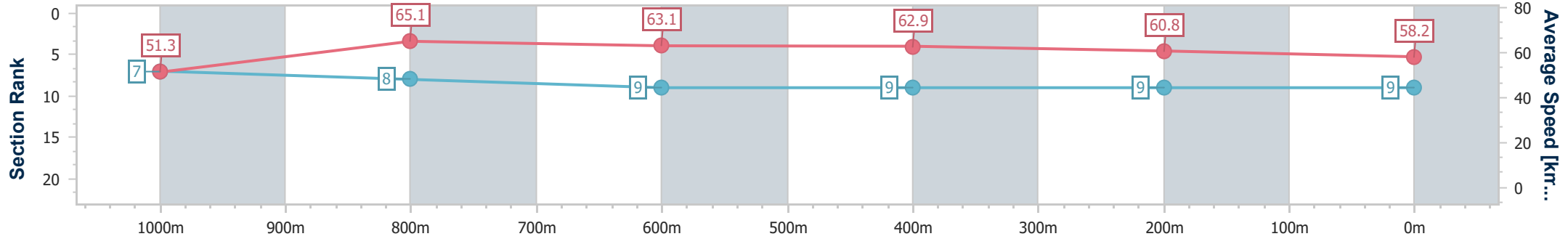
Ipswich QLD Professional
Race 3: PRECINCT URBAN PLANNING Maiden Handicap - 1200m



07 October 2024 - 14:43

Track Rating: Soft 5, Weather: Fine, Rail Position: True

Section	Overall	1000m	800m	600m	400m	200m
Section Times	1:12.28 [9] (0:14.06)	0:58.22 [7] (0:11.10)	0:47.12 [8] (0:11.43)	0:35.69 [9] (0:11.45)	0:24.24 [9] (0:11.86)	0:12.38 [9] (0:12.38)
Average Speed [km/h]	51.3	65.1	63.1	62.9	60.8	58.2
Top Speed [km/h]	65.8	67.2	64.2	63.7	62.0	60.8
Avg. Dist. to Rail [m]	4.7	1.7	0.8	0.2	0.6	1.0
Avg. Stride Freq. [Hz]	2.3	2.4	2.3	2.3	2.3	2.2
Avg. Stride Length [m]	6.4	7.7	7.6	7.6	7.3	7.3



- [] Ranking at each section and finish
- .-.- No data available at this section
- NA No data available



Horse/Jockey Name	Ready For Vegas
Final Rank	10
Fastest Section Time (Section)	0:10.97 (1000m)
Top Speed [km/h] (Section)	67.5 (1000m)
Race State	Finished



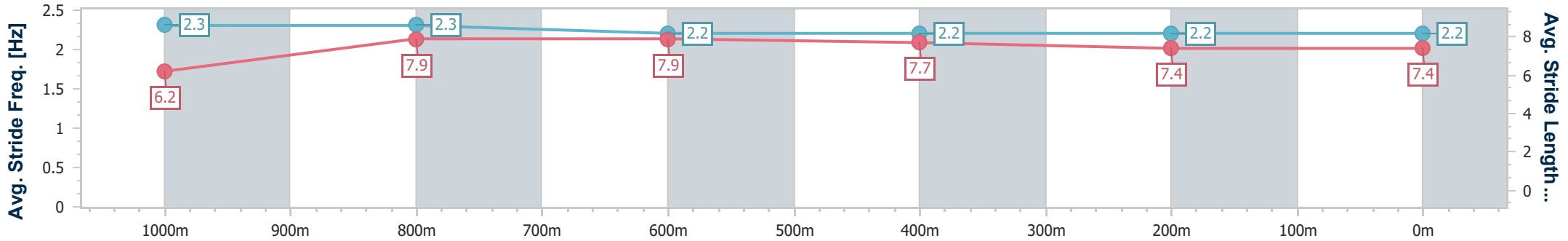
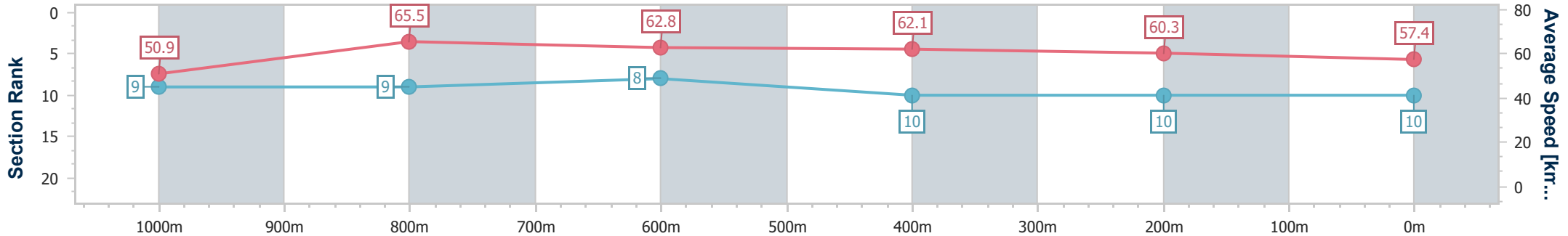
Ipswich QLD Professional
Race 3: PRECINCT URBAN PLANNING Maiden Handicap - 1200m



07 October 2024 - 14:43

Track Rating: Soft 5, Weather: Fine, Rail Position: True

Section	Overall	1000m	800m	600m	400m	200m
Section Times	1:12.49 [10] (0:14.20)	0:58.29 [9] (0:10.97)	0:47.32 [9] (0:11.41)	0:35.91 [8] (0:11.48)	0:24.43 [10] (0:11.88)	0:12.55 [10] (0:12.55)
Average Speed [km/h]	50.9	65.5	62.8	62.1	60.3	57.4
Top Speed [km/h]	67.2	67.5	64.1	63.0	61.7	60.3
Avg. Dist. to Rail [m]	3.0	0.6	1.2	1.8	1.1	0.5
Avg. Stride Freq. [Hz]	2.3	2.3	2.2	2.2	2.2	2.2
Avg. Stride Length [m]	6.2	7.9	7.9	7.7	7.4	7.4



- [] Ranking at each section and finish
- .-.- No data available at this section
- NA No data available



Horse/Jockey Name	Thornside
Final Rank	11
Fastest Section Time (Section)	0:11.16 (1000m)
Top Speed [km/h] (Section)	65.5 (800m)
Race State	Finished



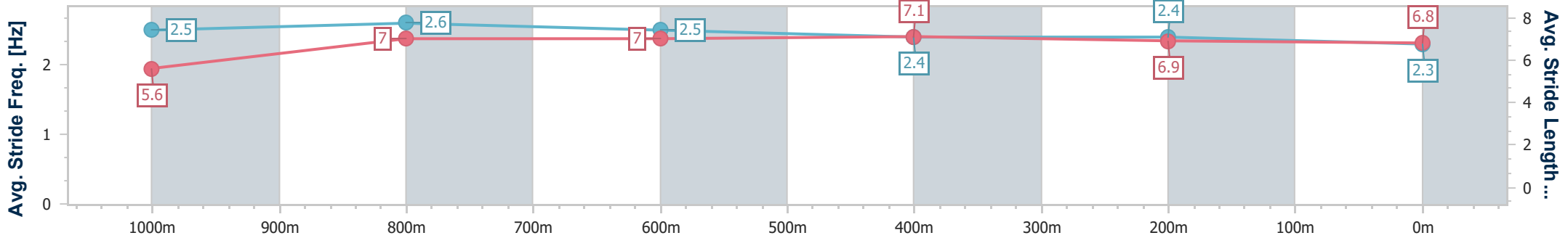
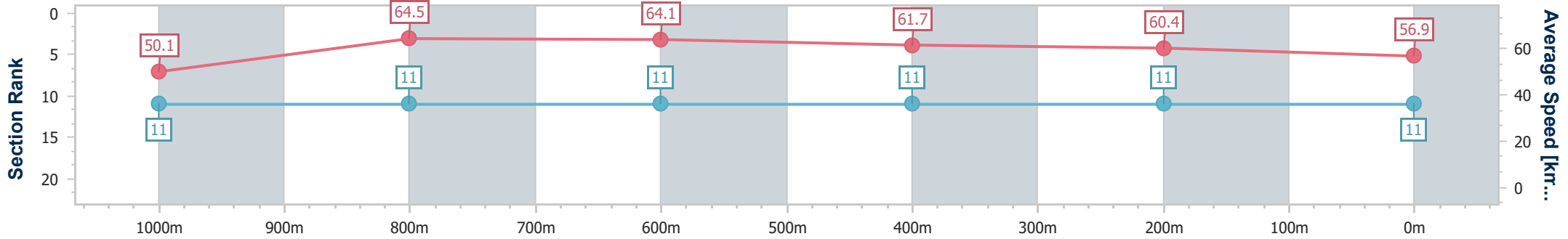
Ipswich QLD Professional
Race 3: PRECINCT URBAN PLANNING Maiden Handicap - 1200m



07 October 2024 - 14:43

Track Rating: Soft 5, Weather: Fine, Rail Position: True

Section	Overall	1000m	800m	600m	400m	200m
Section Times	1:12.94 [11] (0:14.40)	0:58.54 [11] (0:11.16)	0:47.38 [11] (0:11.24)	0:36.14 [11] (0:11.64)	0:24.50 [11] (0:11.81)	0:12.69 [11] (0:12.69)
Average Speed [km/h]	50.1	64.5	64.1	61.7	60.4	56.9
Top Speed [km/h]	64.1	65.4	65.5	63.1	62.2	59.0
Avg. Dist. to Rail [m]	7.6	1.3	0.3	0.6	1.4	1.9
Avg. Stride Freq. [Hz]	2.5	2.6	2.5	2.4	2.4	2.3
Avg. Stride Length [m]	5.6	7.0	7.0	7.1	6.9	6.8



- [] Ranking at each section and finish
- .-.- No data available at this section
- NA No data available



Ipswich QLD Professional

Race 4: GORDON'S GIN Class 1 Handicap - 1350m

07 October 2024 - 15:23



Track Rating: Soft 5, Weather: Fine, Rail Position: True

Section		Field Times										Last 600m				
		Overall	1200m	1000m	800m	600m	400m						0:00.00			
		(0:11.28)	(0:11.23)	(0:11.38)	(0:11.69)	(0:11.53)	(0:11.99)									
Rank	TAB	Horse/Jockey	Barrier	Top Speed [km/h]	Fastest Section											Distance Travelled [m]
1	1	RASHFORD Tahlia Fenlon	6	65.5 1200m	0:11.46 1200m	1:21.33 [1] (0:11.72)	1:09.61 [6] (0:11.46)	0:58.15 [7] (0:11.56)	0:46.59 [8] (0:11.80)	0:34.79 [8] (0:11.47)	0:23.32 [8] (0:11.57)	0:34.79				
2	3	ACES UP Samantha Collett	11	Data was not able to be tracked for this horse		----	----	----	----	----	----	----		----		
3	2	POWERFUL EAGLE Karl Zechner	1	65.0 1200m	0:11.27 1200m	1:21.51 [3] (0:11.53)	1:09.98 [4] (0:11.27)	0:58.71 [3] (0:11.42)	0:47.29 [3] (0:11.71)	0:35.58 [2] (0:11.44)	0:24.14 [2] (0:11.81)	0:35.58		-1		
4	8	DUPONT Cejay Graham	4	65.7 1200m	0:11.23 1200m	1:21.84 [4] (0:11.28)	1:10.56 [1] (0:11.23)	0:59.33 [1] (0:11.38)	0:47.95 [1] (0:11.69)	0:36.26 [1] (0:11.53)	0:24.73 [1] (0:11.99)	0:36.26		-3		
5	7	RHODES Mark Du Plessis	12	65.2 1200m	0:11.25 1200m	1:22.00 [5] (0:11.34)	1:10.66 [2] (0:11.25)	0:59.41 [2] (0:11.56)	0:47.85 [2] (0:11.78)	0:36.07 [2] (0:11.46)	0:24.61 [3] (0:11.97)	0:36.07		+0		
6	10	SHINTARO LASS Jake Bayliss	3	66.1 1000m	0:11.42 1200m	1:22.04 [6] (0:11.49)	1:10.55 [3] (0:11.42)	0:59.13 [5] (0:11.47)	0:47.66 [4] (0:11.89)	0:35.77 [5] (0:11.45)	0:24.32 [5] (0:11.80)	0:35.77		-1		
7	9	ONOMATOPOEIA Jace McMurray	9	65.6 1200m	0:11.21 1200m	1:22.19 [7] (0:11.68)	1:10.51 [5] (0:11.21)	0:59.30 [4] (0:11.65)	0:47.65 [6] (0:11.94)	0:35.71 [7] (0:11.47)	0:24.24 [6] (0:11.81)	0:35.71		+9		
8	12	DUSTYIAM Noriyuki Masuda	7	65.1 1200m	0:11.46 1200m	1:22.21 [8] (0:12.08)	1:10.13 [9] (0:11.46)	0:58.67 [10] (0:11.53)	0:47.14 [10] (0:11.61)	0:35.53 [9] (0:11.54)	0:23.99 [10] (0:11.70)	0:35.53		+1		
9	4	NAAHRO Georgina Cartwright	2	65.4 1200m	0:11.25 1200m	1:22.24 [9] (0:11.82)	1:10.42 [7] (0:11.25)	0:59.17 [6] (0:11.37)	0:47.80 [5] (0:11.76)	0:36.04 [4] (0:11.50)	0:24.54 [4] (0:11.93)	0:36.04		-3		
10	11	TORRENTIAL Shannon Apthorpe	8	65.6 1200m	0:11.21 1200m	1:22.36 [10] (0:12.22)	1:10.14 [11] (0:11.21)	0:58.93 [9] (0:11.52)	0:47.41 [9] (0:11.81)	0:35.60 [10] (0:11.54)	0:24.06 [11] (0:11.68)	0:35.60		-3		

Scratched: Picador (#5), Girramay (#14)

[] Ranking at each section and finish
 ---- No data available at this section
 NA No data available

SCN Saddle cloth number
 DNF Did not finish
 DNT Did not track



Ipswich QLD Professional
 Race 4: GORDON'S GIN Class 1 Handicap - 1350m
 07 October 2024 - 15:23



Track Rating: Soft 5, Weather: Fine, Rail Position: True

Section	Overall	1200m	1000m	800m	600m	400m	Last 600m
Field Times	1:21.33 (0:11.28)	1:10.05 (0:11.23)	0:58.82 (0:11.38)	0:47.44 (0:11.69)	0:35.75 (0:11.53)	0:24.22 (0:11.99)	0:00.00

Rank	TAB	Horse/Jockey	Barrier	Top Speed [km/h]	Fastest Section	Overall	1200m	1000m	800m	600m	400m	Last 600m	Distance Travelled [m]
11	13	CLAUDIUS Rikki Jamieson	5	64.8 1000m	0:11.39 1000m	1:22.43 [11] (0:11.87)	1:10.56 [8] (0:11.42)	0:59.14 [8] (0:11.39)	0:47.75 [7] (0:11.64)	0:36.11 [6] (0:11.66)	0:24.45 [7] (0:11.81)	0:36.11	+11
12	6	BEE EXACT Micheal Hellyer	10	64.8 600m	0:11.24 600m	1:22.51 [12] (0:12.16)	1:10.35 [10] (0:11.55)	0:58.80 [11] (0:11.49)	0:47.31 [11] (0:11.64)	0:35.67 [11] (0:11.24)	0:24.43 [9] (0:11.81)	0:35.67	+2

Scratched: Picador (#5), Girramay (#14)

[] Ranking at each section and finish
 -:-:- No data available at this section
 NA No data available

SCN Saddle cloth number
 DNF Did not finish
 DNT Did not track



Ipswich QLD Professional
 Race 4: GORDON'S GIN Class 1 Handicap - 1350m
 07 October 2024 - 15:23



Track Rating: Soft 5, Weather: Fine, Rail Position: True

Section							200m			Last 600m
Field Times							0:12.23 (0:12.23)			0:00.00
Rank	TAB	Horse/Jockey	Barrier	Top Speed [km/h]	Fastest Section	Margin	Margin			Distance Travelled [m]
1	1	RASHFORD Tahlia Fenlon	6	65.5 1200m	0:11.46 1200m	0:11.75 [5] (0:11.75)	1:21.33			0:34.79
2	3	ACES UP Samantha Collett	11	Data was not able to be tracked for this horse		:-:--	0.31L			:-:--
3	2	POWERFUL EAGLE Karl Zechner	1	65.0 1200m	0:11.27 1200m	0:12.33 [2] (0:12.33)	1.03L			0:35.58 -1
4	8	DUPONT Cejay Graham	4	65.7 1200m	0:11.23 1200m	0:12.74 [1] (0:12.74)	3.01L			0:36.26 -3
5	7	RHODES Mark Du Plessis	12	65.2 1200m	0:11.25 1200m	0:12.64 [3] (0:12.64)	3.92L			0:36.07 +0
6	10	SHINTARO LASS Jake Bayliss	3	66.1 1000m	0:11.42 1200m	0:12.52 [4] (0:12.52)	4.16L			0:35.77 -1
7	9	ONOMATOPOEIA Jace McMurray	9	65.6 1200m	0:11.21 1200m	0:12.43 [7] (0:12.43)	5.03L			0:35.71 +9
8	12	DUSTYIAM Noriyuki Masuda	7	65.1 1200m	0:11.46 1200m	0:12.29 [10] (0:12.29)	5.18L			0:35.53 +1
9	4	NAAHRO Georgina Cartwright	2	65.4 1200m	0:11.25 1200m	0:12.61 [6] (0:12.61)	5.33L			0:36.04 -3
10	11	TORRENTIAL Shannon Apthorpe	8	65.6 1200m	0:11.21 1200m	0:12.38 [11] (0:12.38)	6.05L			0:35.60 -3

Scratched: Picador (#5), Girramay (#14)

[] Ranking at each section and finish
 :-:-- No data available at this section
 NA No data available

SCN Saddle cloth number
 DNF Did not finish
 DNT Did not track



Ipswich QLD Professional
 Race 4: GORDON'S GIN Class 1 Handicap - 1350m
 07 October 2024 - 15:23



Track Rating: Soft 5, Weather: Fine, Rail Position: True

Section							200m			Last 600m
Field Times							0:12.23 (0:12.23)			0:00.00
Rank	TAB	Horse/Jockey	Barrier	Top Speed [km/h]	Fastest Section	Margin			Distance Travelled [m]	
11	13	CLAUDIUS Rikki Jamieson	5	64.8 1000m	0:11.39 1000m	0:12.64 [8] (0:12.64)	6.43L		0:36.11	+11
12	6	BEE EXACT Micheal Hellyer	10	64.8 600m	0:11.24 600m	0:12.62 [9] (0:12.62)	6.93L		0:35.67	+2

Scratched: Picador (#5), Girramay (#14)

[] Ranking at each section and finish
 -:-:- No data available at this section
 NA No data available

SCN Saddle cloth number
 DNF Did not finish
 DNT Did not track



Horse/Jockey Name	Rashford
Final Rank	1
Fastest Section Time (Section)	0:11.46 (1200m)
Top Speed [km/h] (Section)	65.5 (1200m)
Race State	Finished



Ipswich QLD Professional

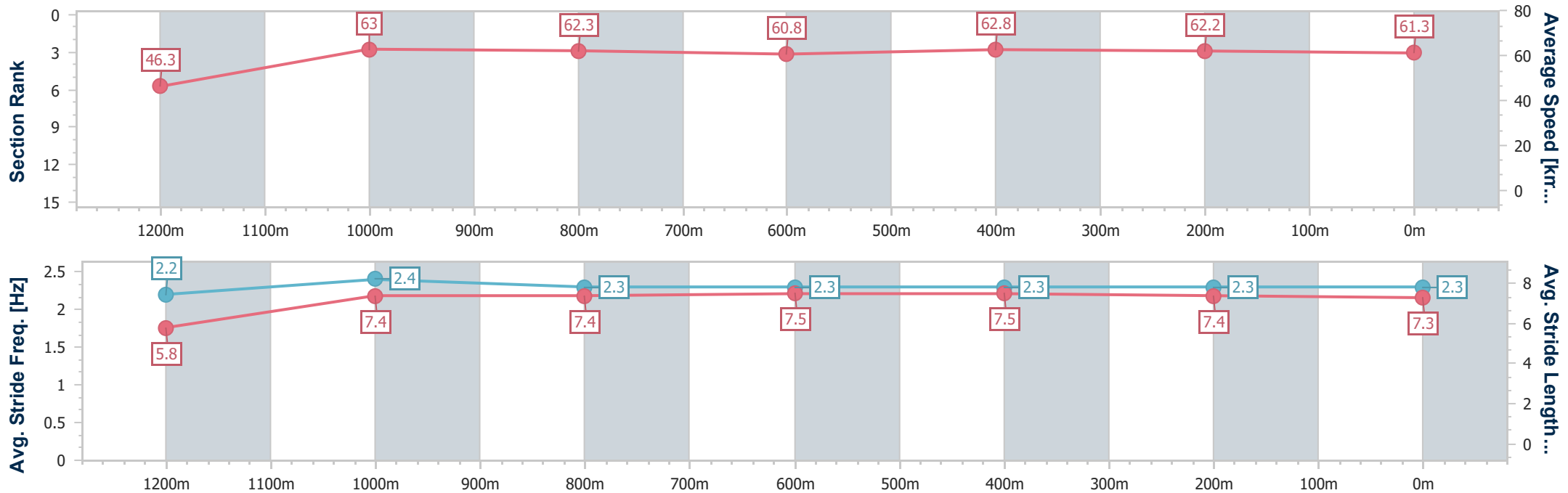
Race 4: GORDON'S GIN Class 1 Handicap - 1350m

07 October 2024 - 15:23

Track Rating: Soft 5, Weather: Fine, Rail Position: True



Section	Overall	1200m	1000m	800m	600m	400m	200m
Section Times	1:21.33 [1] (0:11.72)	1:09.61 [6] (0:11.46)	0:58.15 [7] (0:11.56)	0:46.59 [8] (0:11.80)	0:34.79 [8] (0:11.47)	0:23.32 [8] (0:11.57)	0:11.75 [5] (0:11.75)
Average Speed [km/h]	46.3	63.0	62.3	60.8	62.8	62.2	61.3
Top Speed [km/h]	63.5	65.5	63.7	62.0	63.6	63.7	63.5
Avg. Dist. to Rail [m]	5.1	2.0	0.8	0.5	0.5	1.0	1.1
Avg. Stride Freq. [Hz]	2.2	2.4	2.3	2.3	2.3	2.3	2.3
Avg. Stride Length [m]	5.8	7.4	7.4	7.5	7.5	7.4	7.3



- [] Ranking at each section and finish
- .-.- No data available at this section
- NA No data available



Horse/Jockey Name	Powerful Eagle
Final Rank	3
Fastest Section Time (Section)	0:11.27 (1200m)
Top Speed [km/h] (Section)	65.0 (1200m)
Race State	Finished



Ipswich QLD Professional

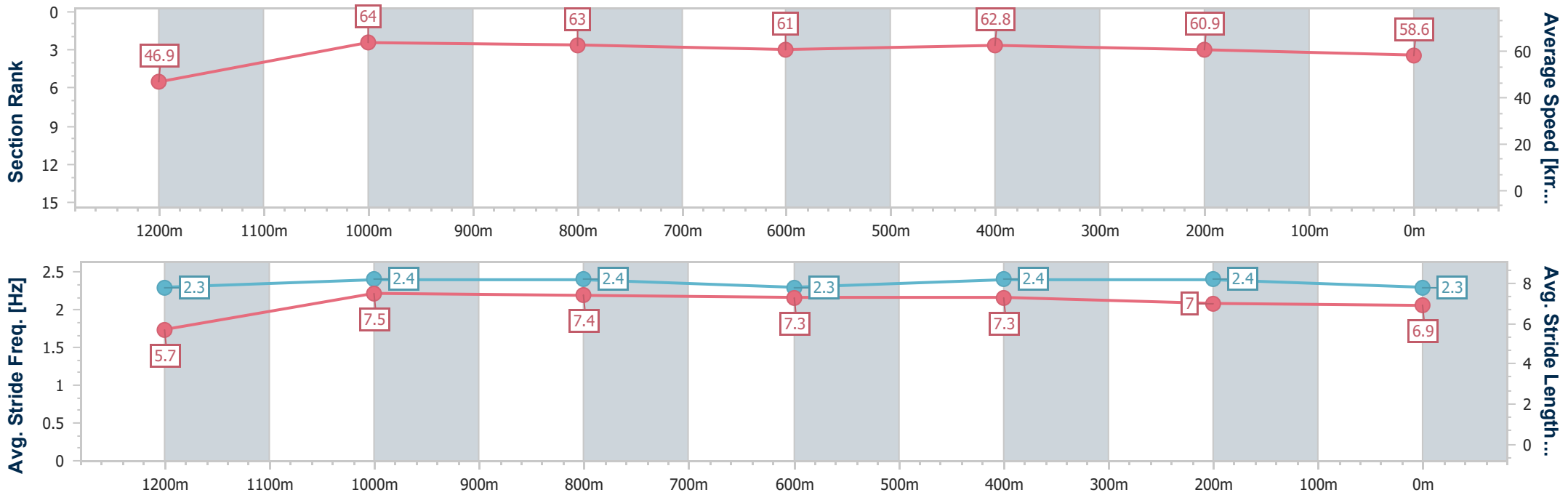
Race 4: GORDON'S GIN Class 1 Handicap - 1350m

07 October 2024 - 15:23

Track Rating: Soft 5, Weather: Fine, Rail Position: True



Section	Overall	1200m	1000m	800m	600m	400m	200m
Section Times	1:21.51 [3] (0:11.53)	1:09.98 [4] (0:11.27)	0:58.71 [3] (0:11.42)	0:47.29 [3] (0:11.71)	0:35.58 [2] (0:11.44)	0:24.14 [2] (0:11.81)	0:12.33 [2] (0:12.33)
Average Speed [km/h]	46.9	64.0	63.0	61.0	62.8	60.9	58.6
Top Speed [km/h]	64.2	65.0	64.5	62.3	63.5	63.1	60.8
Avg. Dist. to Rail [m]	1.6	1.0	0.6	1.4	0.8	1.0	2.3
Avg. Stride Freq. [Hz]	2.3	2.4	2.4	2.3	2.4	2.4	2.3
Avg. Stride Length [m]	5.7	7.5	7.4	7.3	7.3	7.0	6.9



- [] Ranking at each section and finish
- .-.- No data available at this section
- NA No data available



Horse/Jockey Name	Dupont
Final Rank	4
Fastest Section Time (Section)	0:11.23 (1200m)
Top Speed [km/h] (Section)	65.7 (1200m)
Race State	Finished



Ipswich QLD Professional

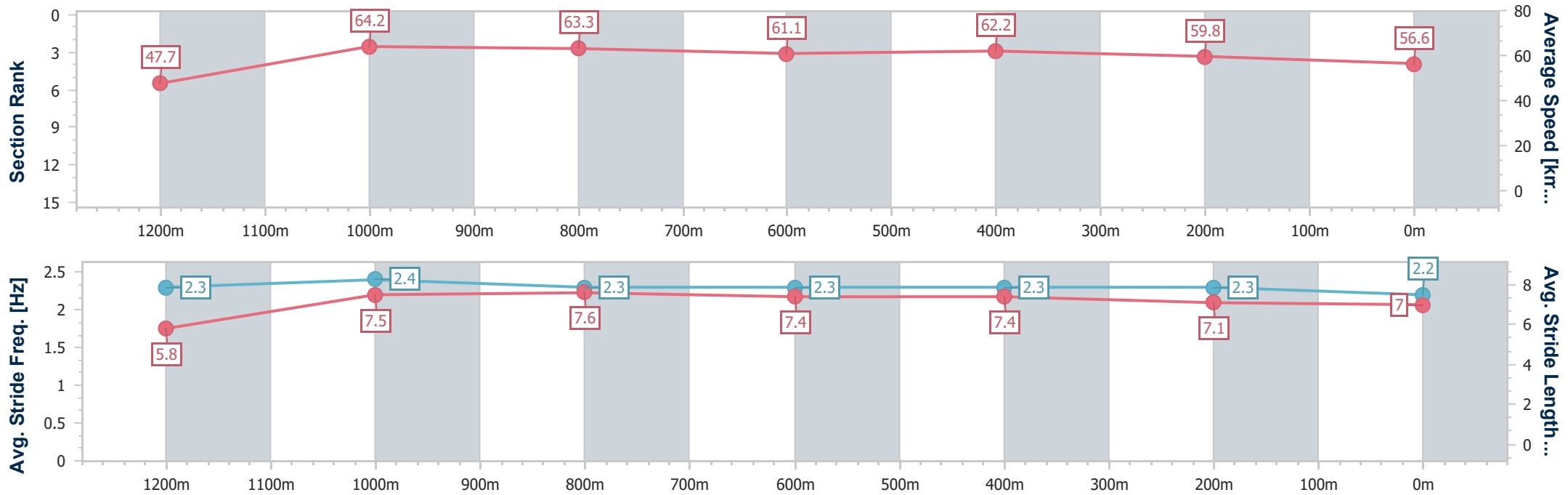
Race 4: GORDON'S GIN Class 1 Handicap - 1350m

07 October 2024 - 15:23

Track Rating: Soft 5, Weather: Fine, Rail Position: True



Section	Overall	1200m	1000m	800m	600m	400m	200m
Section Times	1:21.84 [4] (0:11.28)	1:10.56 [1] (0:11.23)	0:59.33 [1] (0:11.38)	0:47.95 [1] (0:11.69)	0:36.26 [1] (0:11.53)	0:24.73 [1] (0:11.99)	0:12.74 [1] (0:12.74)
Average Speed [km/h]	47.7	64.2	63.3	61.1	62.2	59.8	56.6
Top Speed [km/h]	65.7	65.7	65.4	61.8	62.9	61.5	58.6
Avg. Dist. to Rail [m]	4.6	1.6	0.3	1.0	0.9	1.0	0.8
Avg. Stride Freq. [Hz]	2.3	2.4	2.3	2.3	2.3	2.3	2.2
Avg. Stride Length [m]	5.8	7.5	7.6	7.4	7.4	7.1	7.0



- [] Ranking at each section and finish
- .-.- No data available at this section
- NA No data available



Horse/Jockey Name	Rhodes
Final Rank	5
Fastest Section Time (Section)	0:11.25 (1200m)
Top Speed [km/h] (Section)	65.2 (1200m)
Race State	Finished



Ipswich QLD Professional

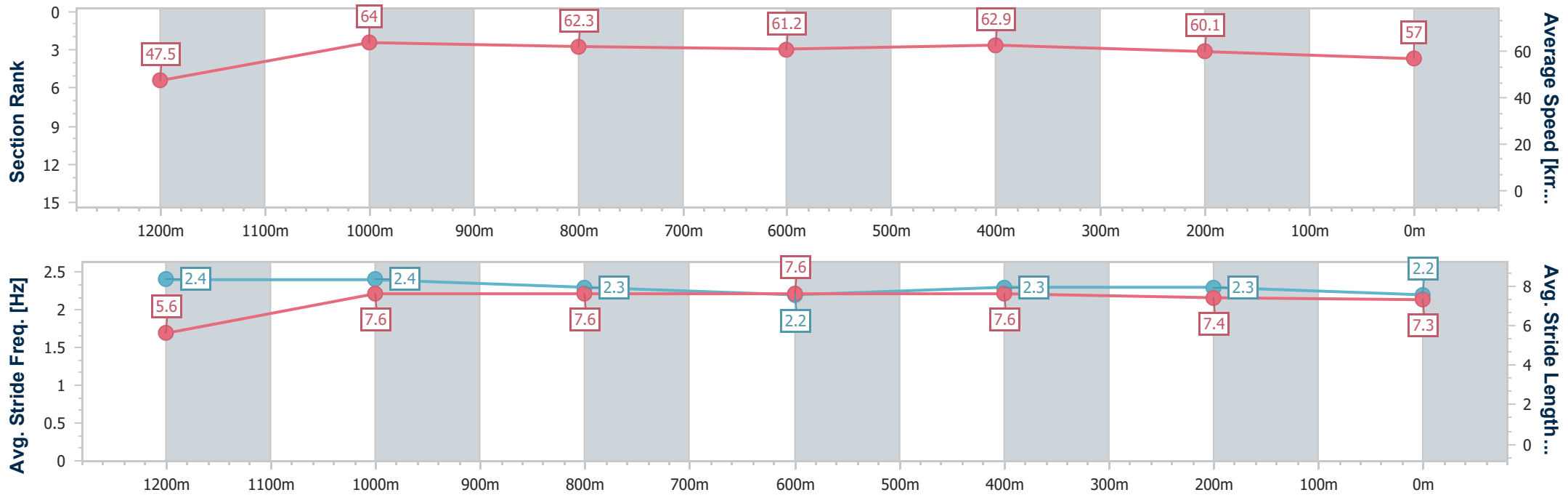
Race 4: GORDON'S GIN Class 1 Handicap - 1350m

07 October 2024 - 15:23

Track Rating: Soft 5, Weather: Fine, Rail Position: True



Section	Overall	1200m	1000m	800m	600m	400m	200m
Section Times	1:22.00 [5] (0:11.34)	1:10.66 [2] (0:11.25)	0:59.41 [2] (0:11.56)	0:47.85 [2] (0:11.78)	0:36.07 [2] (0:11.46)	0:24.61 [3] (0:11.97)	0:12.64 [3] (0:12.64)
Average Speed [km/h]	47.5	64.0	62.3	61.2	62.9	60.1	57.0
Top Speed [km/h]	65.2	65.2	64.5	62.7	63.4	62.7	58.1
Avg. Dist. to Rail [m]	9.7	1.8	0.4	0.3	0.2	1.2	2.1
Avg. Stride Freq. [Hz]	2.4	2.4	2.3	2.2	2.3	2.3	2.2
Avg. Stride Length [m]	5.6	7.6	7.6	7.6	7.6	7.4	7.3



- [] Ranking at each section and finish
- .-.- No data available at this section
- NA No data available



Horse/Jockey Name	Shintaro Lass
Final Rank	6
Fastest Section Time (Section)	0:11.42 (1200m)
Top Speed [km/h] (Section)	66.1 (1000m)
Race State	Finished



Ipswich QLD Professional

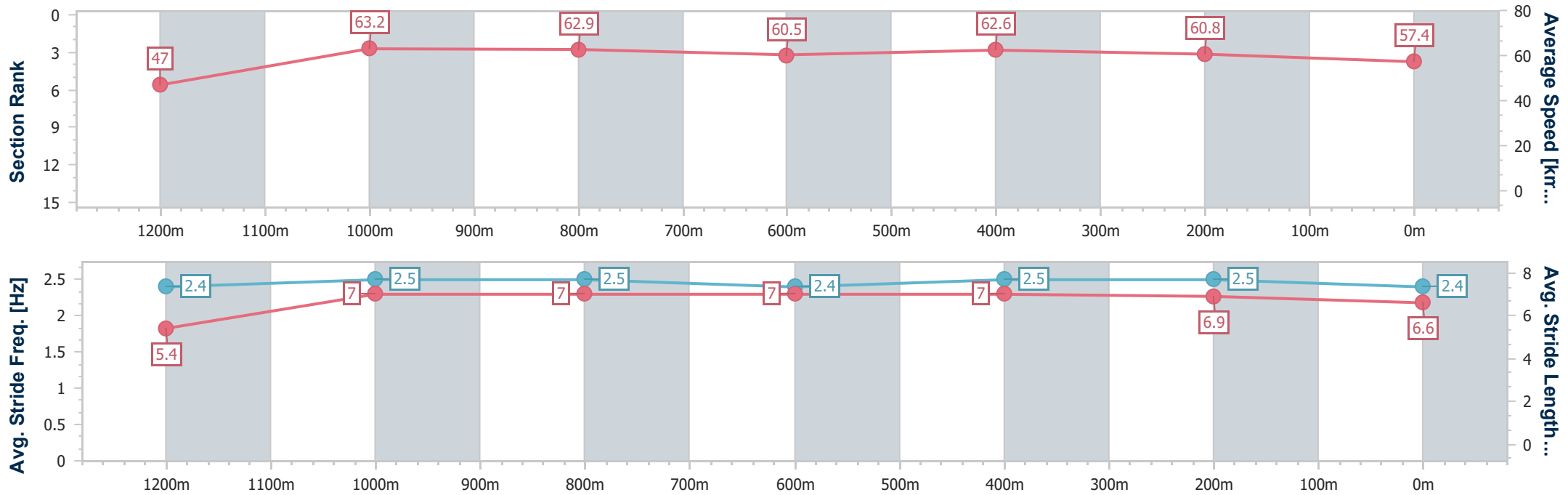
Race 4: GORDON'S GIN Class 1 Handicap - 1350m

07 October 2024 - 15:23

Track Rating: Soft 5, Weather: Fine, Rail Position: True



Section	Overall	1200m	1000m	800m	600m	400m	200m
Section Times	1:22.04 [6] (0:11.49)	1:10.55 [3] (0:11.42)	0:59.13 [5] (0:11.47)	0:47.66 [4] (0:11.89)	0:35.77 [5] (0:11.45)	0:24.32 [5] (0:11.80)	0:12.52 [4] (0:12.52)
Average Speed [km/h]	47.0	63.2	62.9	60.5	62.6	60.8	57.4
Top Speed [km/h]	63.7	64.3	66.1	62.2	63.8	61.3	59.9
Avg. Dist. to Rail [m]	2.9	1.7	0.5	0.3	0.6	0.9	2.8
Avg. Stride Freq. [Hz]	2.4	2.5	2.5	2.4	2.5	2.5	2.4
Avg. Stride Length [m]	5.4	7.0	7.0	7.0	7.0	6.9	6.6



- [] Ranking at each section and finish
- .-.- No data available at this section
- NA No data available



Horse/Jockey Name	Onomatopoeia
Final Rank	7
Fastest Section Time (Section)	0:11.21 (1200m)
Top Speed [km/h] (Section)	65.6 (1200m)
Race State	Finished



Ipswich QLD Professional

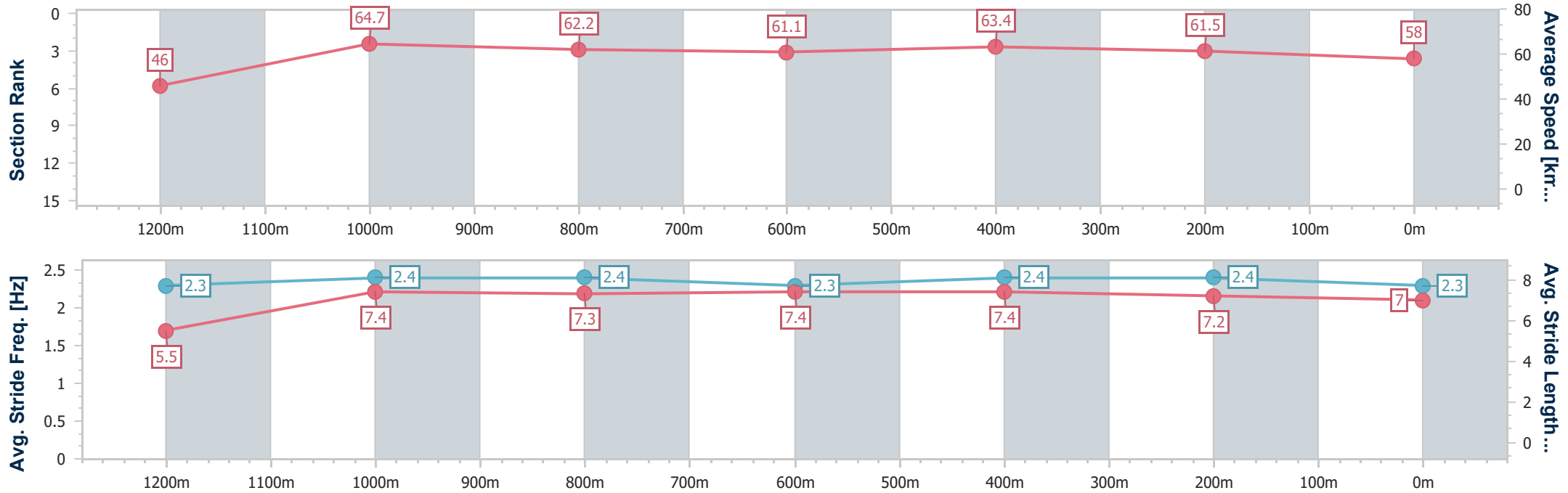
Race 4: GORDON'S GIN Class 1 Handicap - 1350m

07 October 2024 - 15:23

Track Rating: Soft 5, Weather: Fine, Rail Position: True



Section	Overall	1200m	1000m	800m	600m	400m	200m
Section Times	1:22.19 [7] (0:11.68)	1:10.51 [5] (0:11.21)	0:59.30 [4] (0:11.65)	0:47.65 [6] (0:11.94)	0:35.71 [7] (0:11.47)	0:24.24 [6] (0:11.81)	0:12.43 [7] (0:12.43)
Average Speed [km/h]	46.0	64.7	62.2	61.1	63.4	61.5	58.0
Top Speed [km/h]	63.0	65.6	64.6	61.8	64.0	62.8	60.3
Avg. Dist. to Rail [m]	6.9	3.8	3.4	3.1	2.5	3.5	6.4
Avg. Stride Freq. [Hz]	2.3	2.4	2.4	2.3	2.4	2.4	2.3
Avg. Stride Length [m]	5.5	7.4	7.3	7.4	7.4	7.2	7.0



- [] Ranking at each section and finish
- .-.- No data available at this section
- NA No data available



Horse/Jockey Name	Dustyiam
Final Rank	8
Fastest Section Time (Section)	0:11.46 (1200m)
Top Speed [km/h] (Section)	65.1 (1200m)
Race State	Finished



Ipswich QLD Professional

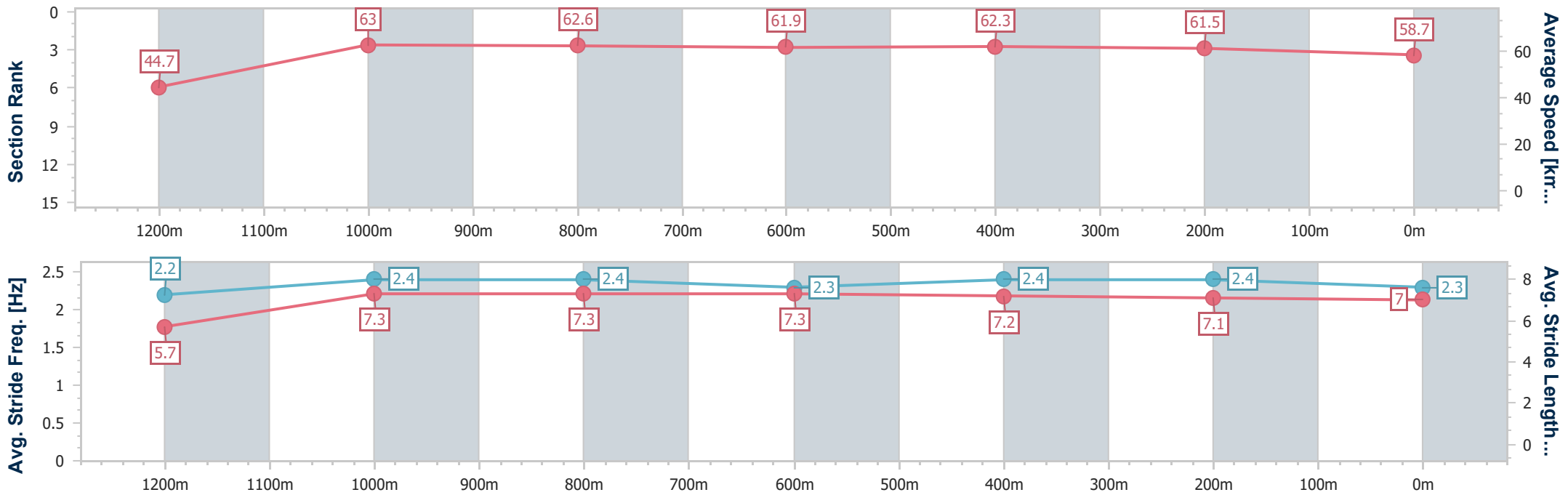
Race 4: GORDON'S GIN Class 1 Handicap - 1350m

07 October 2024 - 15:23

Track Rating: Soft 5, Weather: Fine, Rail Position: True



Section	Overall	1200m	1000m	800m	600m	400m	200m
Section Times	1:22.21 [8] (0:12.08)	1:10.13 [9] (0:11.46)	0:58.67 [10] (0:11.53)	0:47.14 [10] (0:11.61)	0:35.53 [9] (0:11.54)	0:23.99 [10] (0:11.70)	0:12.29 [10] (0:12.29)
Average Speed [km/h]	44.7	63.0	62.6	61.9	62.3	61.5	58.7
Top Speed [km/h]	61.8	65.1	63.5	63.3	63.1	62.2	61.2
Avg. Dist. to Rail [m]	5.8	2.3	0.7	0.2	0.3	0.9	1.4
Avg. Stride Freq. [Hz]	2.2	2.4	2.4	2.3	2.4	2.4	2.3
Avg. Stride Length [m]	5.7	7.3	7.3	7.3	7.2	7.1	7.0



- [] Ranking at each section and finish
- .-.- No data available at this section
- NA No data available



Horse/Jockey Name	Naahro
Final Rank	9
Fastest Section Time (Section)	0:11.25 (1200m)
Top Speed [km/h] (Section)	65.4 (1200m)
Race State	Finished



Ipswich QLD Professional

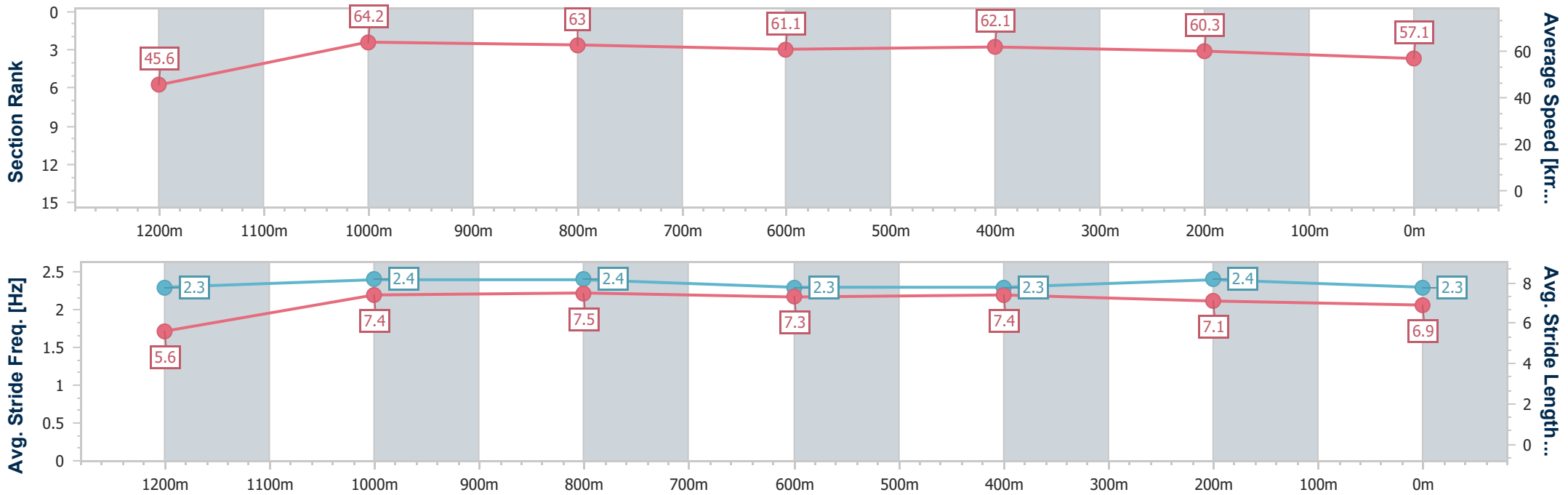
Race 4: GORDON'S GIN Class 1 Handicap - 1350m

07 October 2024 - 15:23

Track Rating: Soft 5, Weather: Fine, Rail Position: True



Section	Overall	1200m	1000m	800m	600m	400m	200m
Section Times	1:22.24 [9] (0:11.82)	1:10.42 [7] (0:11.25)	0:59.17 [6] (0:11.37)	0:47.80 [5] (0:11.76)	0:36.04 [4] (0:11.50)	0:24.54 [4] (0:11.93)	0:12.61 [6] (0:12.61)
Average Speed [km/h]	45.6	64.2	63.0	61.1	62.1	60.3	57.1
Top Speed [km/h]	64.7	65.4	64.3	61.8	63.3	61.8	59.4
Avg. Dist. to Rail [m]	2.2	1.0	0.4	1.1	1.2	0.6	0.4
Avg. Stride Freq. [Hz]	2.3	2.4	2.4	2.3	2.3	2.4	2.3
Avg. Stride Length [m]	5.6	7.4	7.5	7.3	7.4	7.1	6.9



- [] Ranking at each section and finish
- .-.- No data available at this section
- NA No data available



Horse/Jockey Name	Torrential
Final Rank	10
Fastest Section Time (Section)	0:11.21 (1200m)
Top Speed [km/h] (Section)	65.6 (1200m)
Race State	Finished



Ipswich QLD Professional

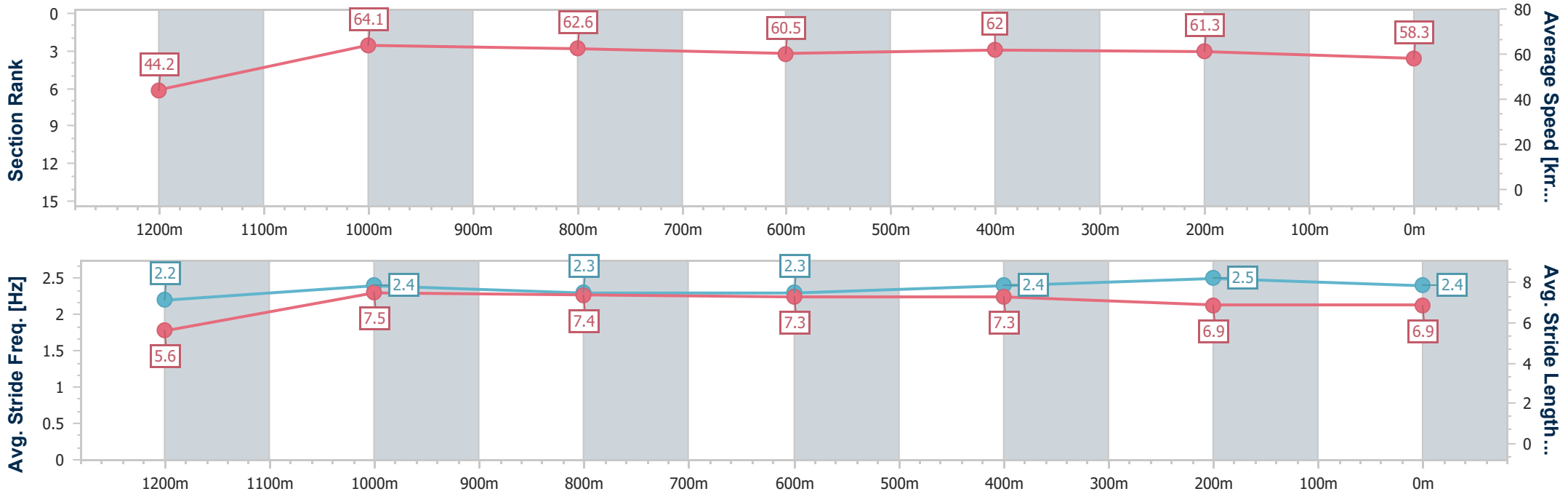
Race 4: GORDON'S GIN Class 1 Handicap - 1350m

07 October 2024 - 15:23

Track Rating: Soft 5, Weather: Fine, Rail Position: True



Section	Overall	1200m	1000m	800m	600m	400m	200m
Section Times	1:22.36 [10] (0:12.22)	1:10.14 [11] (0:11.21)	0:58.93 [9] (0:11.52)	0:47.41 [9] (0:11.81)	0:35.60 [10] (0:11.54)	0:24.06 [11] (0:11.68)	0:12.38 [11] (0:12.38)
Average Speed [km/h]	44.2	64.1	62.6	60.5	62.0	61.3	58.3
Top Speed [km/h]	62.3	65.6	64.0	61.6	63.0	62.7	61.1
Avg. Dist. to Rail [m]	6.3	1.4	0.5	1.3	1.3	0.8	1.0
Avg. Stride Freq. [Hz]	2.2	2.4	2.3	2.3	2.4	2.5	2.4
Avg. Stride Length [m]	5.6	7.5	7.4	7.3	7.3	6.9	6.9



- [] Ranking at each section and finish
- .-.- No data available at this section
- NA No data available



Horse/Jockey Name	Claudius
Final Rank	11
Fastest Section Time (Section)	0:11.39 (1000m)
Top Speed [km/h] (Section)	64.8 (1000m)
Race State	Finished



Ipswich QLD Professional

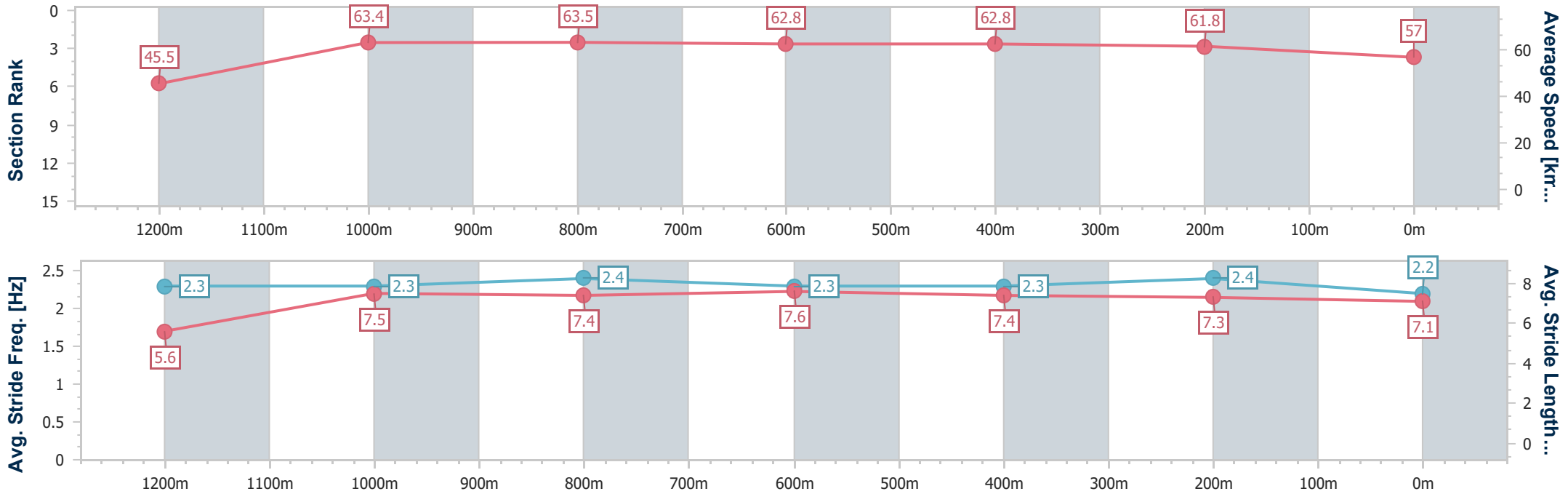
Race 4: GORDON'S GIN Class 1 Handicap - 1350m

07 October 2024 - 15:23

Track Rating: Soft 5, Weather: Fine, Rail Position: True



Section	Overall	1200m	1000m	800m	600m	400m	200m
Section Times	1:22.43 [11] (0:11.87)	1:10.56 [8] (0:11.42)	0:59.14 [8] (0:11.39)	0:47.75 [7] (0:11.64)	0:36.11 [6] (0:11.66)	0:24.45 [7] (0:11.81)	0:12.64 [8] (0:12.64)
Average Speed [km/h]	45.5	63.4	63.5	62.8	62.8	61.8	57.0
Top Speed [km/h]	63.6	64.2	64.8	63.8	63.4	64.2	59.6
Avg. Dist. to Rail [m]	4.7	3.3	3.1	3.6	3.8	4.6	7.7
Avg. Stride Freq. [Hz]	2.3	2.3	2.4	2.3	2.3	2.4	2.2
Avg. Stride Length [m]	5.6	7.5	7.4	7.6	7.4	7.3	7.1



- [] Ranking at each section and finish
- .-.- No data available at this section
- NA No data available



Horse/Jockey Name	Bee Exact
Final Rank	12
Fastest Section Time (Section)	0:11.24 (600m)
Top Speed [km/h] (Section)	64.8 (600m)
Race State	Finished



Ipswich QLD Professional

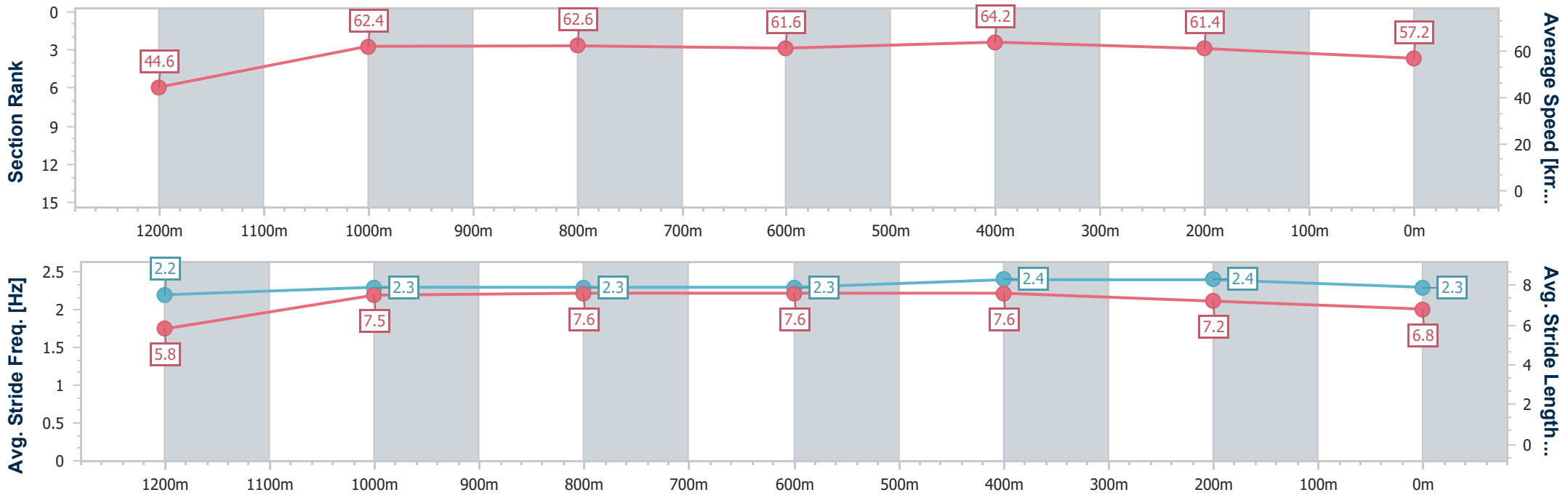
Race 4: GORDON'S GIN Class 1 Handicap - 1350m

07 October 2024 - 15:23

Track Rating: Soft 5, Weather: Fine, Rail Position: True



Section	Overall	1200m	1000m	800m	600m	400m	200m
Section Times	1:22.51 [12] (0:12.16)	1:10.35 [10] (0:11.55)	0:58.80 [11] (0:11.49)	0:47.31 [11] (0:11.64)	0:35.67 [11] (0:11.24)	0:24.43 [9] (0:11.81)	0:12.62 [9] (0:12.62)
Average Speed [km/h]	44.6	62.4	62.6	61.6	64.2	61.4	57.2
Top Speed [km/h]	61.1	64.0	63.9	64.3	64.8	64.4	59.5
Avg. Dist. to Rail [m]	7.9	2.7	0.4	0.7	0.7	3.5	8.3
Avg. Stride Freq. [Hz]	2.2	2.3	2.3	2.3	2.4	2.4	2.3
Avg. Stride Length [m]	5.8	7.5	7.6	7.6	7.6	7.2	6.8



- [] Ranking at each section and finish
- .-.- No data available at this section
- NA No data available



Horse/Jockey Name	Aces Up
Final Rank	2
Fastest Section Time (Section)	-:--:--
Top Speed [km/h] (Section)	--.-
Race State	DidNotTrack



Ipswich QLD Professional

Race 4: GORDON'S GIN Class 1 Handicap - 1350m

07 October 2024 - 15:23

Track Rating: Soft 5, Weather: Fine, Rail Position: True



Section	Overall	1200m	1000m	800m	600m	400m	200m						
Section Times	-:--:--	-:--:--	-:--:--	-:--:--	-:--:--	-:--:--	-:--:--						
Average Speed [km/h]	--.-	--.-	--.-	--.-	--.-	--.-	--.-						
Top Speed [km/h]	--.-	--.-	--.-	--.-	--.-	--.-	--.-						
Avg. Dist. to Rail [m]	--	--	--	--	--	--	--						
Avg. Stride Freq. [Hz]	--.-	--.-	--.-	--.-	--.-	--.-	--.-						
Avg. Stride Length [m]	--.-	--.-	--.-	--.-	--.-	--.-	--.-						

- [] Ranking at each section and finish
- :--:-- No data available at this section
- NA No data available

Track Rating: Soft 5, Weather: Fine, Rail Position: True

Section		Field Times										Last 600m					
		Overall	1000m	800m	600m	400m	200m						0:34.98				
		1:10.64 (0:13.58)	0:57.06 (0:10.83)	0:46.23 (0:11.25)	0:34.98 (0:11.22)	0:23.76 (0:11.71)	0:12.05 (0:12.05)										
Rank	TAB	Horse/Jockey	Barrier	Top Speed [km/h]	Fastest Section											Margin	Distance Travelled [m]
1	4	HALFAHOPE Boris Thornton	5	66.9 1000m	0:10.87 1000m	1:10.64 [1] (0:14.07)	0:56.57 [4] (0:10.87)	0:45.70 [5] (0:11.06)	0:34.64 [4] (0:11.18)	0:23.46 [3] (0:11.48)	0:11.98 [4] (0:11.98)	1:10.64	0:34.64				
2	8	TWYFORD Justin Huxtable	1	69.0 1000m	0:10.91 1000m	1:10.67 [2] (0:13.68)	0:56.99 [3] (0:10.91)	0:46.08 [3] (0:11.38)	0:34.70 [3] (0:11.23)	0:23.47 [4] (0:11.42)	0:12.05 [3] (0:12.05)	0.19L	0:34.70	-2			
3	7	MILTON ROAD Andrew Mallyon	7	67.2 1000m	0:10.98 1000m	1:10.79 [3] (0:14.15)	0:56.64 [6] (0:10.98)	0:45.66 [7] (0:11.09)	0:34.57 [5] (0:11.39)	0:23.18 [6] (0:11.42)	0:11.76 [6] (0:11.76)	0.92L	0:34.57	+3			
4	1	BROCKY Corey Sutherland	3	68.3 1000m	0:10.81 1000m	1:10.99 [4] (0:14.11)	0:56.88 [5] (0:10.81)	0:46.07 [4] (0:11.31)	0:34.76 [6] (0:11.29)	0:23.47 [5] (0:11.49)	0:11.98 [5] (0:11.98)	2.08L	0:34.76	-3			
5	2	DATA PATCH Jace McMurray	2	67.8 1000m	0:10.86 1000m	1:11.25 [5] (0:13.64)	0:57.61 [2] (0:10.86)	0:46.75 [2] (0:11.26)	0:35.49 [2] (0:11.19)	0:24.30 [2] (0:11.64)	0:12.66 [1] (0:12.66)	3.63L	0:35.49	+0			
6	13	DEVINE FORCE Robbie Dolan	8	67.5 1000m	0:10.81 1000m	1:11.38 [6] (0:14.29)	0:57.09 [7] (0:10.81)	0:46.28 [6] (0:11.27)	0:35.01 [7] (0:11.35)	0:23.66 [7] (0:11.55)	0:12.11 [7] (0:12.11)	4.34L	0:35.01	-2			
7	15	READY AND LUCKY Emily Lang	6	69.8 1000m	0:10.83 1000m	1:11.45 [7] (0:13.58)	0:57.87 [1] (0:10.83)	0:47.04 [1] (0:11.25)	0:35.79 [1] (0:11.22)	0:24.57 [1] (0:11.73)	0:12.84 [2] (0:12.84)	4.76L	0:35.79	-4			
8	11	IMMORTALITY Dylan Turner	4	67.7 Overall	0:11.04 1000m	1:11.57 [8] (0:14.50)	0:57.07 [9] (0:11.04)	0:46.03 [9] (0:11.21)	0:34.82 [9] (0:11.44)	0:23.38 [9] (0:11.31)	0:12.07 [9] (0:12.07)	5.46L	0:34.82	-4			
9	9	UNCLE BUD Jake Molloy	9	67.3 1000m	0:10.96 1000m	1:11.80 [9] (0:14.45)	0:57.35 [8] (0:10.96)	0:46.39 [8] (0:11.12)	0:35.27 [8] (0:11.38)	0:23.89 [8] (0:11.58)	0:12.31 [8] (0:12.31)	6.85L	0:35.27	+0			

Scratched: Lunar Eight (#17), Mygirlgladys (#16), Bat Pad (#10), Billy's Bro (#3), Battle Of Vienna (#6), Uchi (#5), Mambo Dancer (#14), Count Nicholas (#12)



Horse/Jockey Name	Halfahope
Final Rank	1
Fastest Section Time (Section)	0:10.87 (1000m)
Top Speed [km/h] (Section)	66.9 (1000m)
Race State	Finished



Ipswich QLD Professional

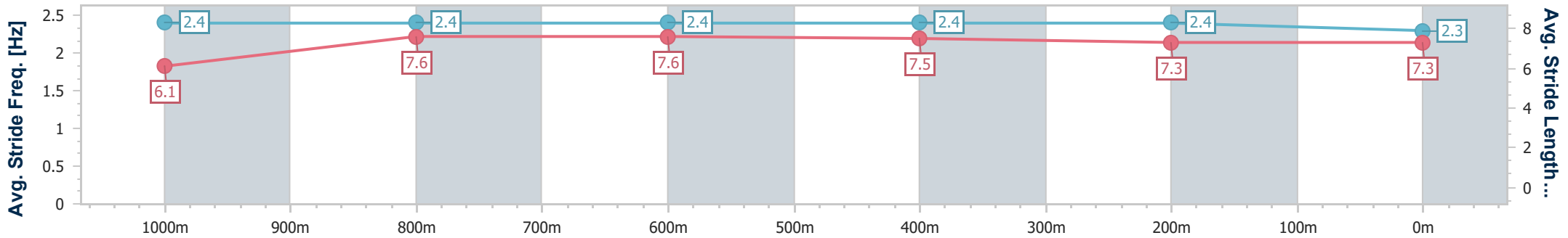
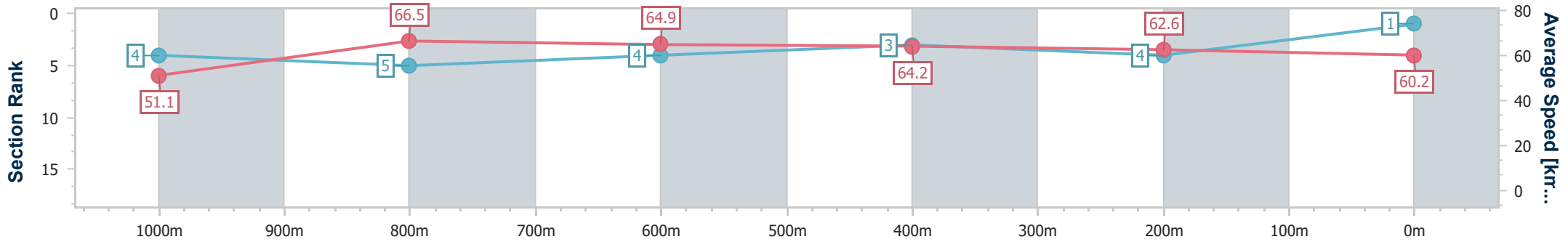
Race 5: RDO EQUIPMENT BM65 Handicap - 1200m

07 October 2024 - 16:03

Track Rating: Soft 5, Weather: Fine, Rail Position: True



Section	Overall	1000m	800m	600m	400m	200m
Section Times	1:10.64 [1] (0:14.07)	0:56.57 [4] (0:10.87)	0:45.70 [5] (0:11.06)	0:34.64 [4] (0:11.18)	0:23.46 [3] (0:11.48)	0:11.98 [4] (0:11.98)
Average Speed [km/h]	51.1	66.5	64.9	64.2	62.6	60.2
Top Speed [km/h]	65.9	66.9	66.1	64.6	64.7	62.6
Avg. Dist. to Rail [m]	5.7	1.1	0.7	1.2	1.3	3.1
Avg. Stride Freq. [Hz]	2.4	2.4	2.4	2.4	2.4	2.3
Avg. Stride Length [m]	6.1	7.6	7.6	7.5	7.3	7.3



- [] Ranking at each section and finish
- .-.- No data available at this section
- NA No data available



Horse/Jockey Name	Twyford
Final Rank	2
Fastest Section Time (Section)	0:10.91 (1000m)
Top Speed [km/h] (Section)	69.0 (1000m)
Race State	Finished



Ipswich QLD Professional

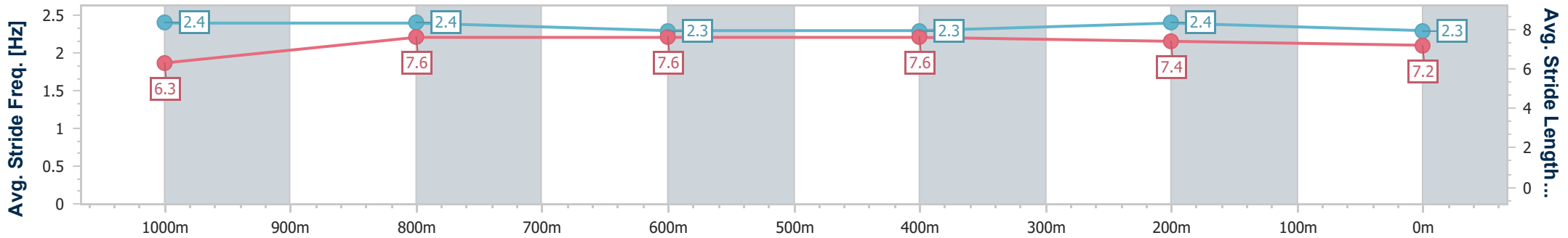
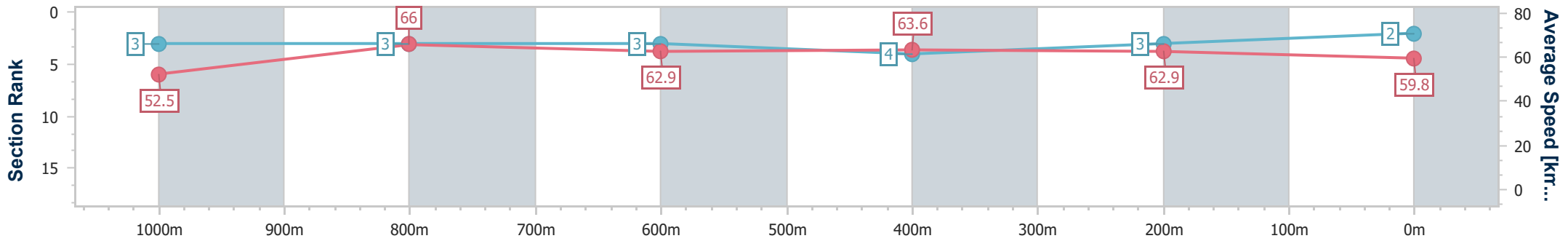
Race 5: RDO EQUIPMENT BM65 Handicap - 1200m

07 October 2024 - 16:03

Track Rating: Soft 5, Weather: Fine, Rail Position: True



Section	Overall	1000m	800m	600m	400m	200m
Section Times	1:10.67 [2] (0:13.68)	0:56.99 [3] (0:10.91)	0:46.08 [3] (0:11.38)	0:34.70 [3] (0:11.23)	0:23.47 [4] (0:11.42)	0:12.05 [3] (0:12.05)
Average Speed [km/h]	52.5	66.0	62.9	63.6	62.9	59.8
Top Speed [km/h]	68.1	69.0	63.8	64.6	63.8	62.4
Avg. Dist. to Rail [m]	2.4	0.5	1.1	1.4	0.9	1.3
Avg. Stride Freq. [Hz]	2.4	2.4	2.3	2.3	2.4	2.3
Avg. Stride Length [m]	6.3	7.6	7.6	7.6	7.4	7.2



- [] Ranking at each section and finish
- .-.- No data available at this section
- NA No data available



Horse/Jockey Name	Milton Road
Final Rank	3
Fastest Section Time (Section)	0:10.98 (1000m)
Top Speed [km/h] (Section)	67.2 (1000m)
Race State	Finished



Ipswich QLD Professional

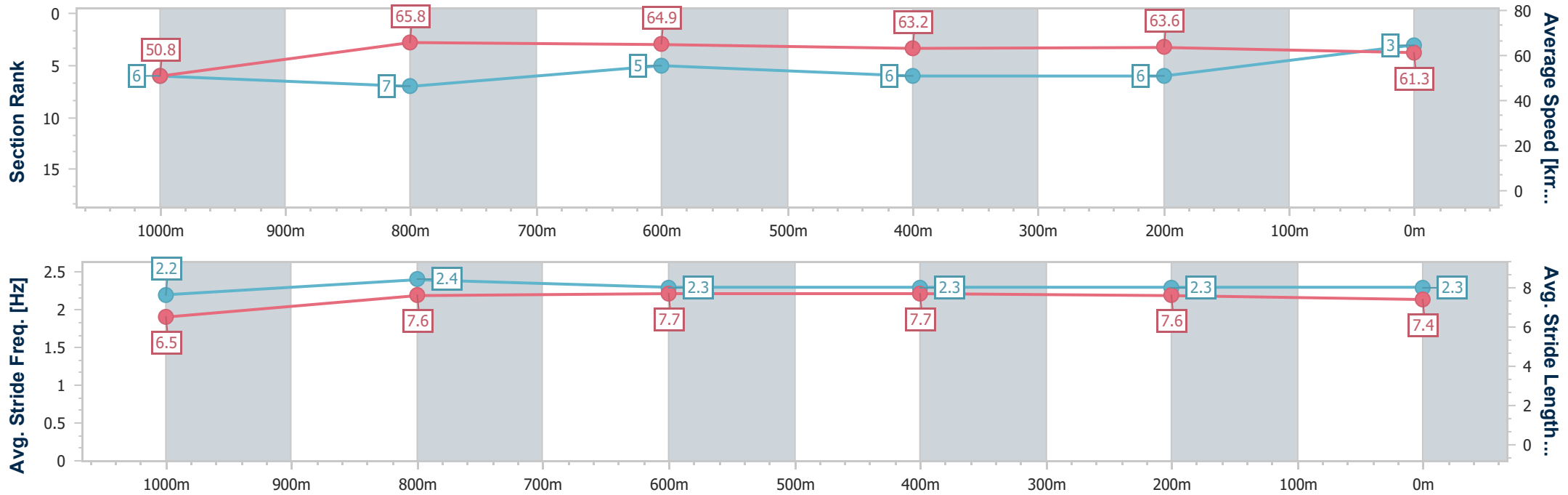
Race 5: RDO EQUIPMENT BM65 Handicap - 1200m

07 October 2024 - 16:03



Track Rating: Soft 5, Weather: Fine, Rail Position: True

Section	Overall	1000m	800m	600m	400m	200m
Section Times	1:10.79 [3] (0:14.15)	0:56.64 [6] (0:10.98)	0:45.66 [7] (0:11.09)	0:34.57 [5] (0:11.39)	0:23.18 [6] (0:11.42)	0:11.76 [6] (0:11.76)
Average Speed [km/h]	50.8	65.8	64.9	63.2	63.6	61.3
Top Speed [km/h]	66.2	67.2	66.3	63.8	64.1	63.4
Avg. Dist. to Rail [m]	6.6	0.9	0.4	0.7	2.2	4.5
Avg. Stride Freq. [Hz]	2.2	2.4	2.3	2.3	2.3	2.3
Avg. Stride Length [m]	6.5	7.6	7.7	7.7	7.6	7.4



- [] Ranking at each section and finish
- .-.- No data available at this section
- NA No data available



Horse/Jockey Name	Brocky
Final Rank	4
Fastest Section Time (Section)	0:10.81 (1000m)
Top Speed [km/h] (Section)	68.3 (1000m)
Race State	Finished



Ipswich QLD Professional

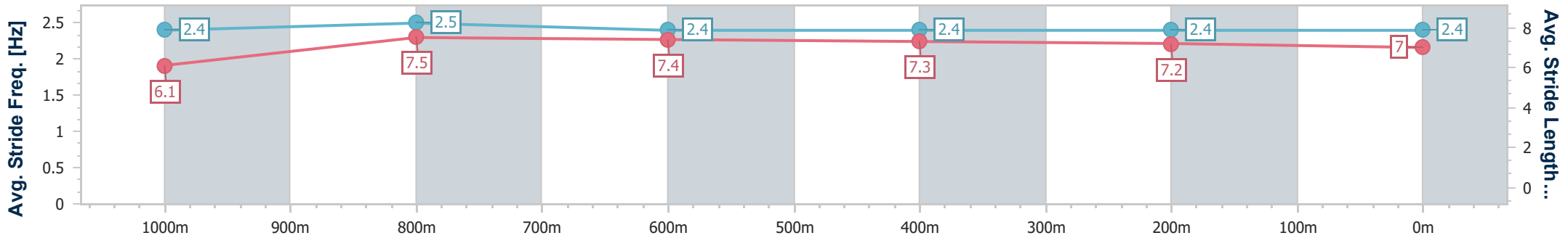
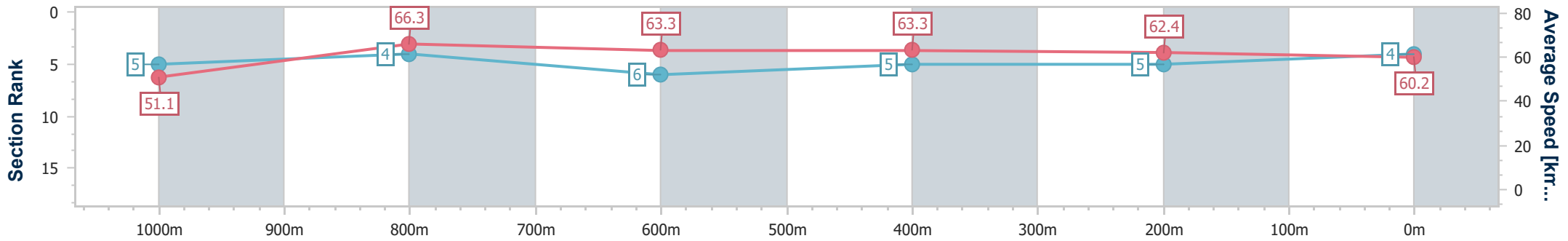
Race 5: RDO EQUIPMENT BM65 Handicap - 1200m

07 October 2024 - 16:03



Track Rating: Soft 5, Weather: Fine, Rail Position: True

Section	Overall	1000m	800m	600m	400m	200m
Section Times	1:10.99 [4] (0:14.11)	0:56.88 [5] (0:10.81)	0:46.07 [4] (0:11.31)	0:34.76 [6] (0:11.29)	0:23.47 [5] (0:11.49)	0:11.98 [5] (0:11.98)
Average Speed [km/h]	51.1	66.3	63.3	63.3	62.4	60.2
Top Speed [km/h]	67.4	68.3	65.8	64.5	63.5	62.5
Avg. Dist. to Rail [m]	3.0	0.8	1.7	1.7	1.0	3.0
Avg. Stride Freq. [Hz]	2.4	2.5	2.4	2.4	2.4	2.4
Avg. Stride Length [m]	6.1	7.5	7.4	7.3	7.2	7.0



- [] Ranking at each section and finish
- .-.- No data available at this section
- NA No data available



Horse/Jockey Name	Data Patch
Final Rank	5
Fastest Section Time (Section)	0:10.86 (1000m)
Top Speed [km/h] (Section)	67.8 (1000m)
Race State	Finished



Ipswich QLD Professional

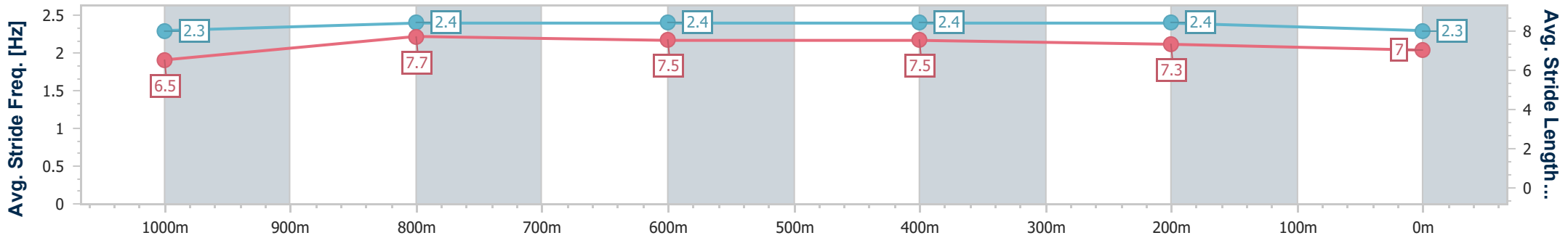
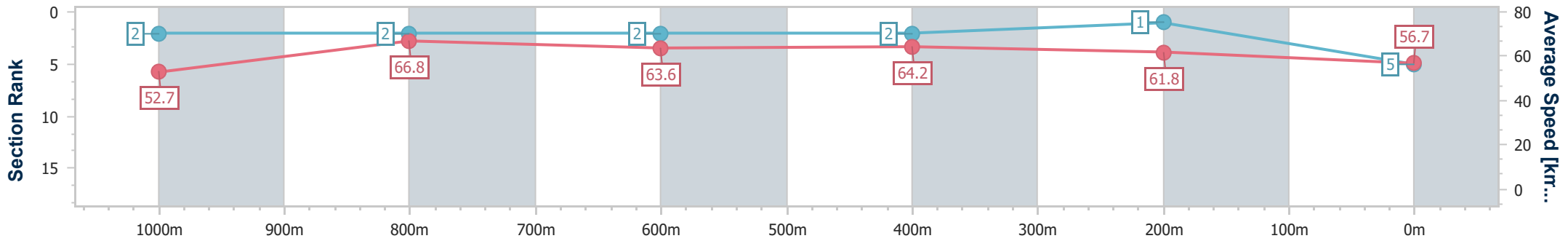
Race 5: RDO EQUIPMENT BM65 Handicap - 1200m

07 October 2024 - 16:03



Track Rating: Soft 5, Weather: Fine, Rail Position: True

Section	Overall	1000m	800m	600m	400m	200m
Section Times	1:11.25 [5] (0:13.64)	0:57.61 [2] (0:10.86)	0:46.75 [2] (0:11.26)	0:35.49 [2] (0:11.19)	0:24.30 [2] (0:11.64)	0:12.66 [1] (0:12.66)
Average Speed [km/h]	52.7	66.8	63.6	64.2	61.8	56.7
Top Speed [km/h]	67.7	67.8	64.9	64.8	64.2	59.6
Avg. Dist. to Rail [m]	4.4	1.6	0.4	0.9	0.6	0.8
Avg. Stride Freq. [Hz]	2.3	2.4	2.4	2.4	2.4	2.3
Avg. Stride Length [m]	6.5	7.7	7.5	7.5	7.3	7.0



- [] Ranking at each section and finish
- .-.- No data available at this section
- NA No data available



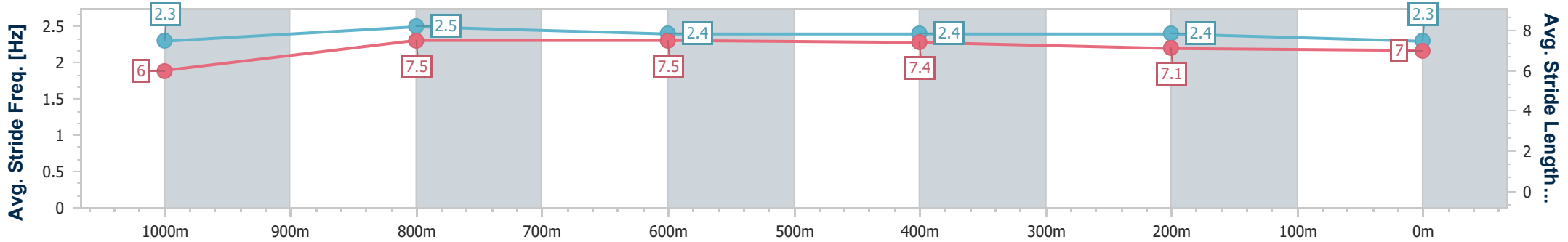
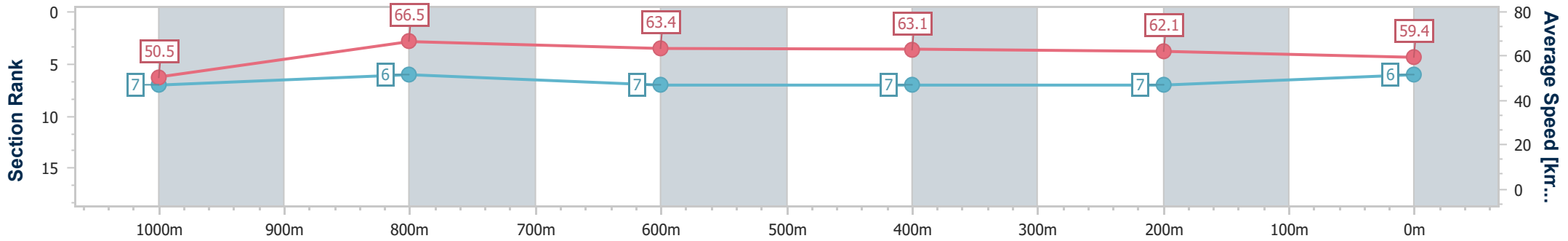
Horse/Jockey Name	Devine Force
Final Rank	6
Fastest Section Time (Section)	0:10.81 (1000m)
Top Speed [km/h] (Section)	67.5 (1000m)
Race State	Finished



Ipswich QLD Professional
 Race 5: RDO EQUIPMENT BM65 Handicap - 1200m
 07 October 2024 - 16:03
 Track Rating: Soft 5, Weather: Fine, Rail Position: True



Section	Overall	1000m	800m	600m	400m	200m
Section Times	1:11.38 [6] (0:14.29)	0:57.09 [7] (0:10.81)	0:46.28 [6] (0:11.27)	0:35.01 [7] (0:11.35)	0:23.66 [7] (0:11.55)	0:12.11 [7] (0:12.11)
Average Speed [km/h]	50.5	66.5	63.4	63.1	62.1	59.4
Top Speed [km/h]	67.2	67.5	64.9	63.9	63.8	62.1
Avg. Dist. to Rail [m]	6.9	0.7	1.4	1.4	0.6	1.0
Avg. Stride Freq. [Hz]	2.3	2.5	2.4	2.4	2.4	2.3
Avg. Stride Length [m]	6.0	7.5	7.5	7.4	7.1	7.0



- [] Ranking at each section and finish
- .-.- No data available at this section
- NA No data available



Horse/Jockey Name	Ready And Lucky
Final Rank	7
Fastest Section Time (Section)	0:10.83 (1000m)
Top Speed [km/h] (Section)	69.8 (1000m)
Race State	Finished



Ipswich QLD Professional

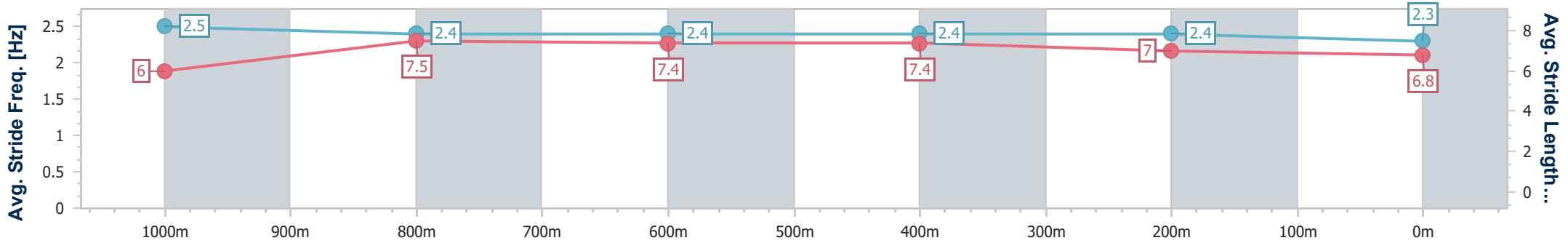
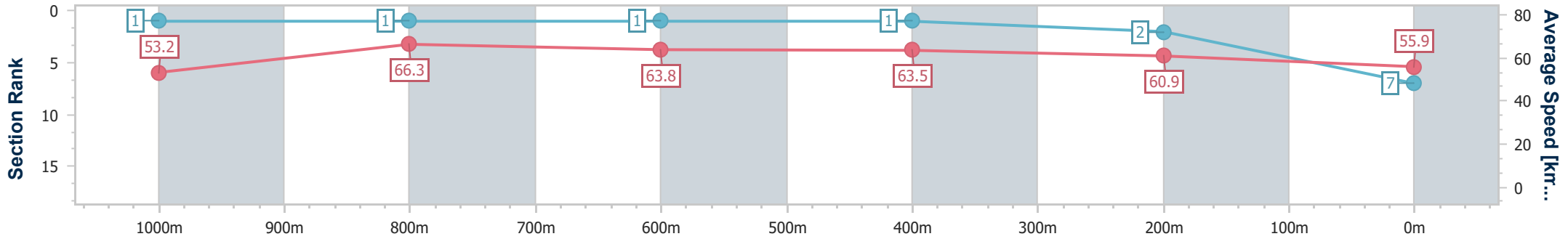
Race 5: RDO EQUIPMENT BM65 Handicap - 1200m

07 October 2024 - 16:03

Track Rating: Soft 5, Weather: Fine, Rail Position: True



Section	Overall	1000m	800m	600m	400m	200m
Section Times	1:11.45 [7] (0:13.58)	0:57.87 [1] (0:10.83)	0:47.04 [1] (0:11.25)	0:35.79 [1] (0:11.22)	0:24.57 [1] (0:11.73)	0:12.84 [2] (0:12.84)
Average Speed [km/h]	53.2	66.3	63.8	63.5	60.9	55.9
Top Speed [km/h]	69.8	69.8	64.3	64.5	63.4	59.0
Avg. Dist. to Rail [m]	6.8	1.0	1.4	1.9	1.6	0.4
Avg. Stride Freq. [Hz]	2.5	2.4	2.4	2.4	2.4	2.3
Avg. Stride Length [m]	6.0	7.5	7.4	7.4	7.0	6.8



- [] Ranking at each section and finish
- .-.-.- No data available at this section
- NA No data available



Horse/Jockey Name	Immortality
Final Rank	8
Fastest Section Time (Section)	0:11.04 (1000m)
Top Speed [km/h] (Section)	67.7 (Overall)
Race State	Finished



Ipswich QLD Professional

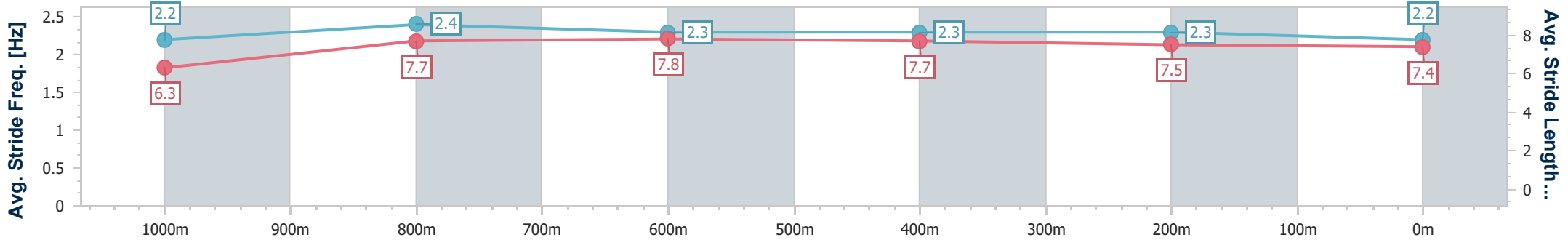
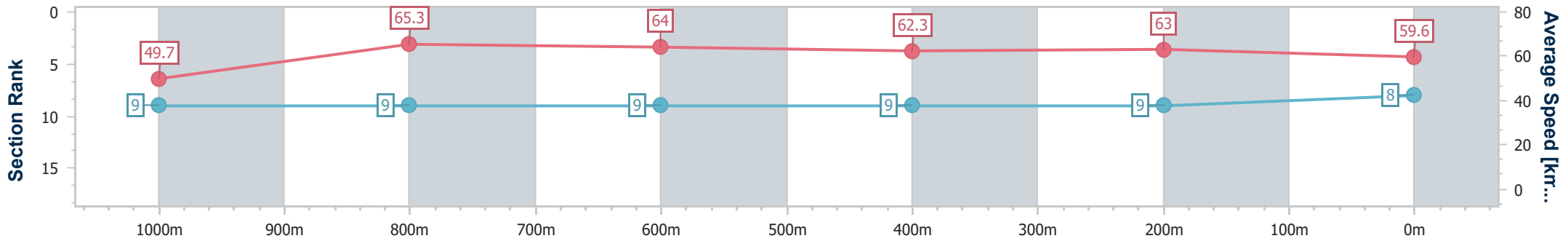
Race 5: RDO EQUIPMENT BM65 Handicap - 1200m

07 October 2024 - 16:03

Track Rating: Soft 5, Weather: Fine, Rail Position: True



Section	Overall	1000m	800m	600m	400m	200m
Section Times	1:11.57 [8] (0:14.50)	0:57.07 [9] (0:11.04)	0:46.03 [9] (0:11.21)	0:34.82 [9] (0:11.44)	0:23.38 [9] (0:11.31)	0:12.07 [9] (0:12.07)
Average Speed [km/h]	49.7	65.3	64.0	62.3	63.0	59.6
Top Speed [km/h]	67.7	67.7	65.3	64.2	64.3	61.8
Avg. Dist. to Rail [m]	5.3	0.6	1.3	2.1	1.7	1.8
Avg. Stride Freq. [Hz]	2.2	2.4	2.3	2.3	2.3	2.2
Avg. Stride Length [m]	6.3	7.7	7.8	7.7	7.5	7.4



- [] Ranking at each section and finish
- .-.-.- No data available at this section
- NA No data available



Horse/Jockey Name	Uncle Bud
Final Rank	9
Fastest Section Time (Section)	0:10.96 (1000m)
Top Speed [km/h] (Section)	67.3 (1000m)
Race State	Finished



Ipswich QLD Professional

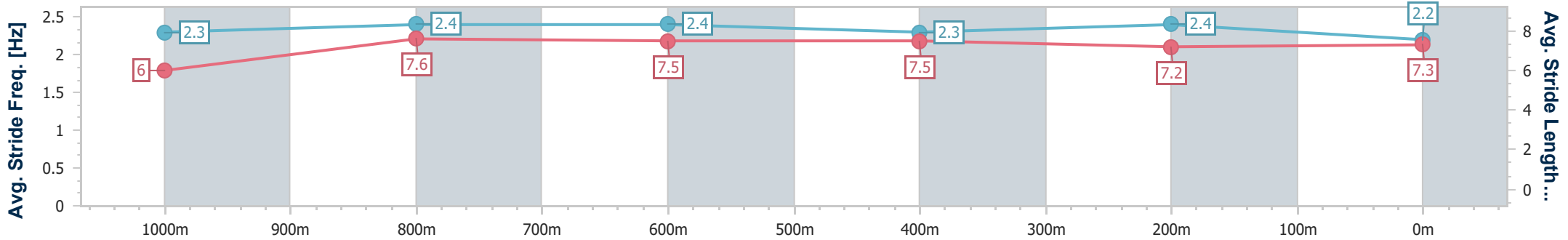
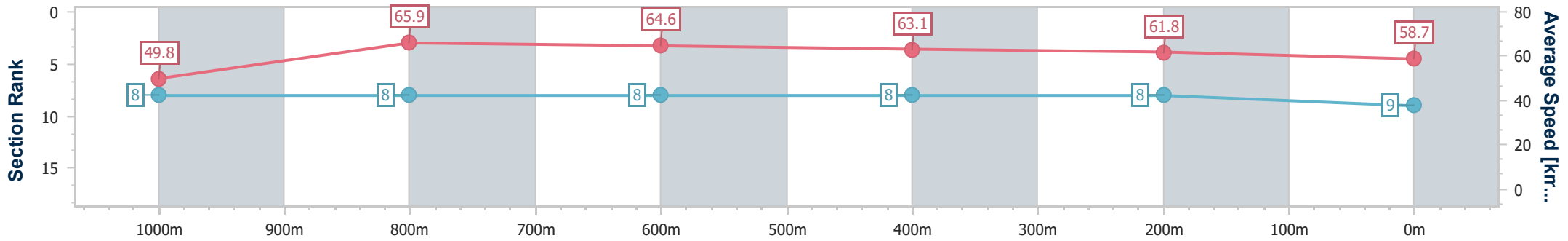
Race 5: RDO EQUIPMENT BM65 Handicap - 1200m

07 October 2024 - 16:03

Track Rating: Soft 5, Weather: Fine, Rail Position: True



Section	Overall	1000m	800m	600m	400m	200m
Section Times	1:11.80 [9] (0:14.45)	0:57.35 [8] (0:10.96)	0:46.39 [8] (0:11.12)	0:35.27 [8] (0:11.38)	0:23.89 [8] (0:11.58)	0:12.31 [8] (0:12.31)
Average Speed [km/h]	49.8	65.9	64.6	63.1	61.8	58.7
Top Speed [km/h]	64.6	67.3	65.9	63.6	63.3	61.2
Avg. Dist. to Rail [m]	8.2	1.6	0.2	0.7	1.1	4.0
Avg. Stride Freq. [Hz]	2.3	2.4	2.4	2.3	2.4	2.2
Avg. Stride Length [m]	6.0	7.6	7.5	7.5	7.2	7.3



- [] Ranking at each section and finish
- .-.- No data available at this section
- NA No data available

Track Rating: Soft 5, Weather: Fine, Rail Position: True

Section													Last 600m	
Field Times		Overall	1000m	800m	600m	400m	200m						0:35.10	
		1:05.21 (0:08.25)	0:56.96 (0:10.71)	0:46.25 (0:11.15)	0:35.10 (0:11.54)	0:23.56 (0:11.93)	0:11.63 (0:11.63)							
Rank	TAB	Horse/Jockey	Barrier	Top Speed [km/h]	Fastest Section							Margin	Distance Travelled [m]	
1	11	RUBYDOO Jace McMurray	2	67.0 1000m	0:08.39 Overall	1:05.21 [1] (0:08.39)	0:56.82 [3] (0:10.94)	0:45.88 [4] (0:11.28)	0:34.60 [4] (0:11.48)	0:23.12 [4] (0:11.61)	0:11.51 [2] (0:11.51)	1:05.21	0:34.60	
2	13	MADAME PEARL'S Georgina Cartwright	8	68.8 1000m	0:08.25 Overall	1:05.50 [2] (0:08.25)	0:57.25 [1] (0:10.71)	0:46.54 [1] (0:11.15)	0:35.39 [1] (0:11.54)	0:23.85 [1] (0:11.93)	0:11.92 [1] (0:11.92)	1.71L	0:35.39	+5
3	8	UNCUT GEM Boris Thornton	12	67.1 1000m	0:08.66 Overall	1:05.51 [3] (0:08.66)	0:56.85 [10] (0:11.33)	0:45.52 [12] (0:11.20)	0:34.32 [12] (0:11.31)	0:23.01 [10] (0:11.56)	0:11.45 [8] (0:11.45)	1.79L	0:34.32	+3
4	1	PRADO Karl Zechner	9	67.6 800m	0:08.85 Overall	1:05.59 [4] (0:08.85)	0:56.74 [12] (0:11.05)	0:45.69 [10] (0:11.10)	0:34.59 [10] (0:11.53)	0:23.06 [11] (0:11.59)	0:11.47 [9] (0:11.47)	2.24L	0:34.59	+0
5	3	LASER BEAM Cejay Graham	4	66.5 1000m	0:08.40 Overall	1:05.83 [5] (0:08.40)	0:57.43 [5] (0:11.07)	0:46.36 [5] (0:11.06)	0:35.30 [3] (0:11.42)	0:23.88 [3] (0:11.77)	0:12.11 [3] (0:12.11)	3.63L	0:35.30	-1
6	2	VIKING VALOUR Corey Sutherland	1	66.8 1000m	0:08.27 Overall	1:05.89 [6] (0:08.27)	0:57.62 [2] (0:11.06)	0:46.56 [3] (0:11.38)	0:35.18 [5] (0:11.55)	0:23.63 [7] (0:11.79)	0:11.84 [7] (0:11.84)	4.01L	0:35.18	-4
7	16	GOOD'N'LUCKY Micheal Hellyer	10	66.4 1000m	0:08.40 Overall	1:05.93 [7] (0:08.40)	0:57.53 [4] (0:11.09)	0:46.44 [6] (0:11.27)	0:35.17 [6] (0:11.39)	0:23.78 [5] (0:11.67)	0:12.11 [5] (0:12.11)	4.23L	0:35.17	+2
8	10	LITTLE CHARMER Brooke Ainsworth	5	66.7 1000m	0:08.58 Overall	1:06.13 [8] (0:08.58)	0:57.55 [8] (0:11.12)	0:46.43 [8] (0:11.20)	0:35.23 [9] (0:11.49)	0:23.74 [9] (0:11.81)	0:11.93 [10] (0:11.93)	5.39L	0:35.23	-2
9	15	ILANA THE FIRST Rikki Jamieson	6	68.4 1000m	0:08.41 Overall	1:06.13 [9] (0:08.41)	0:57.72 [6] (0:10.74)	0:46.98 [2] (0:11.21)	0:35.77 [2] (0:11.50)	0:24.27 [2] (0:11.94)	0:12.33 [4] (0:12.33)	5.42L	0:35.77	-4
10	5	HUMAN TOUCH Justin Huxtable	3	66.2 1000m	0:08.69 Overall	1:06.20 [10] (0:08.69)	0:57.51 [11] (0:10.97)	0:46.54 [7] (0:11.13)	0:35.41 [7] (0:11.56)	0:23.85 [8] (0:11.94)	0:11.91 [12] (0:11.91)	5.85L	0:35.41	-3

Scratched: Beau's Girl (#4), Mygirlgladys (#6), Orsetto (#7), Bleriot (#9), Eagle's Fire (#12), Stop The Rot (#17)



Ipswich QLD Professional
 Race 6: TAB 0 - 58 Handicap - 1100m
 07 October 2024 - 16:45



Track Rating: Soft 5, Weather: Fine, Rail Position: True

Section	Overall	1000m	800m	600m	400m	200m	Last 600m
Field Times	1:05.21 (0:08.25)	0:56.96 (0:10.71)	0:46.25 (0:11.15)	0:35.10 (0:11.54)	0:23.56 (0:11.93)	0:11.63 (0:11.63)	0:35.10

Rank	TAB	Horse/Jockey	Barrier	Top Speed [km/h]	Fastest Section	Overall	1000m	800m	600m	400m	200m	Margin	Last 600m	Distance Travelled [m]
11	14	PROMETIO MAS Samantha Collett	7	66.3 1000m	0:08.57 Overall	1:06.34 [11] (0:08.57)	0:57.77 [7] (0:11.36)	0:46.41 [11] (0:11.13)	0:35.28 [11] (0:11.52)	0:23.76 [12] (0:11.64)	0:12.12 [11] (0:12.12)	6.68L	0:35.28	-1
12	18	SOOZIE MAREE Hannah Richardson	11	66.9 1000m	0:08.66 Overall	1:06.41 [12] (0:08.66)	0:57.75 [9] (0:11.09)	0:46.66 [9] (0:11.09)	0:35.57 [8] (0:11.37)	0:24.20 [6] (0:11.83)	0:12.37 [6] (0:12.37)	7.09L	0:35.57	+3

Scratched: Beau's Girl (#4), Mygirlgladys (#6), Orsetto (#7), Bleriot (#9), Eagle's Fire (#12), Stop The Rot (#17)

[] Ranking at each section and finish
 -:-:- No data available at this section
 NA No data available

SCN Saddle cloth number
 DNF Did not finish
 DNT Did not track



Horse/Jockey Name	Rubydoo
Final Rank	1
Fastest Section Time (Section)	0:08.39 (Overall)
Top Speed [km/h] (Section)	67.0 (1000m)
Race State	Finished



Ipswich QLD Professional

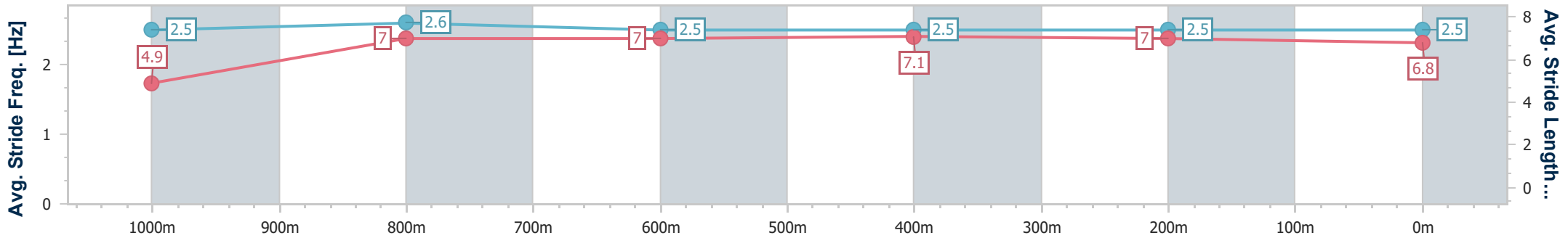
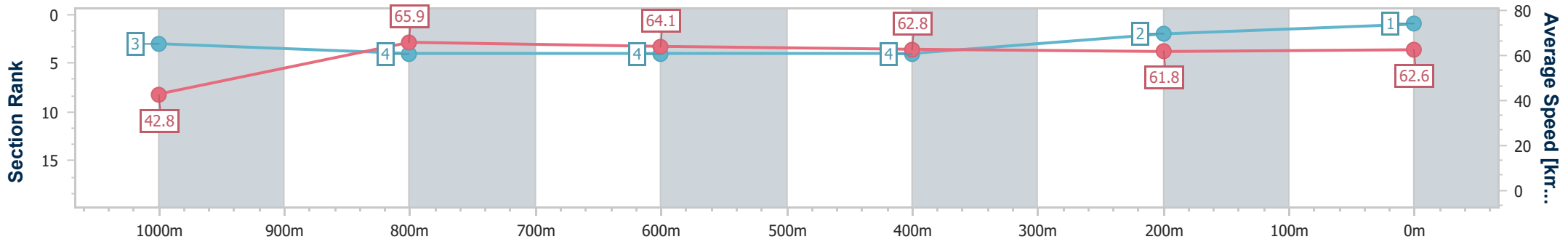
Race 6: TAB 0 - 58 Handicap - 1100m

07 October 2024 - 16:45



Track Rating: Soft 5, Weather: Fine, Rail Position: True

Section	Overall	1000m	800m	600m	400m	200m
Section Times	1:05.21 [1] (0:08.39)	0:56.82 [3] (0:10.94)	0:45.88 [4] (0:11.28)	0:34.60 [4] (0:11.48)	0:23.12 [4] (0:11.61)	0:11.51 [2] (0:11.51)
Average Speed [km/h]	42.8	65.9	64.1	62.8	61.8	62.6
Top Speed [km/h]	63.7	67.0	66.4	64.7	62.9	64.0
Avg. Dist. to Rail [m]	3.5	1.4	0.8	0.2	0.5	2.7
Avg. Stride Freq. [Hz]	2.5	2.6	2.5	2.5	2.5	2.5
Avg. Stride Length [m]	4.9	7.0	7.0	7.1	7.0	6.8



- [] Ranking at each section and finish
- .-.- No data available at this section
- NA No data available



Horse/Jockey Name	Madame Pearl's
Final Rank	2
Fastest Section Time (Section)	0:08.25 (Overall)
Top Speed [km/h] (Section)	68.8 (1000m)
Race State	Finished



Ipswich QLD Professional

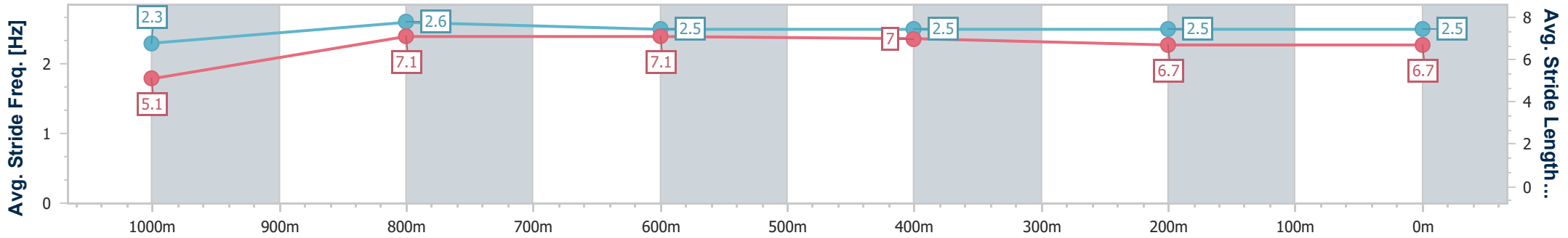
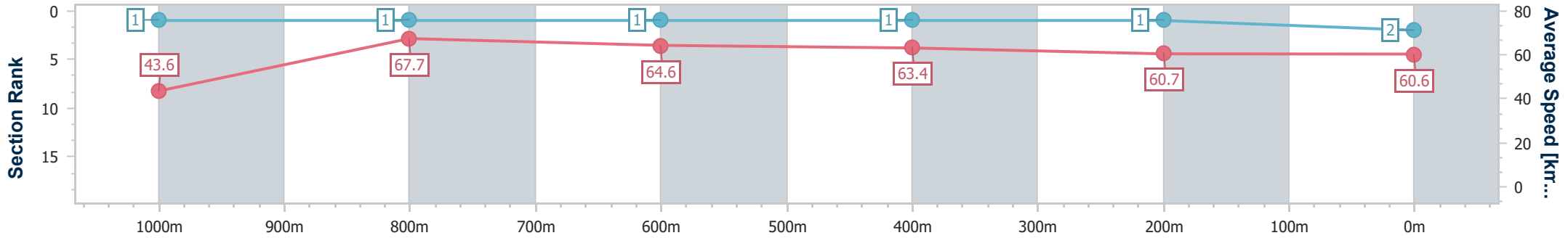
Race 6: TAB 0 - 58 Handicap - 1100m

07 October 2024 - 16:45



Track Rating: Soft 5, Weather: Fine, Rail Position: True

Section	Overall	1000m	800m	600m	400m	200m
Section Times	1:05.50 [2] (0:08.25)	0:57.25 [1] (0:10.71)	0:46.54 [1] (0:11.15)	0:35.39 [1] (0:11.54)	0:23.85 [1] (0:11.93)	0:11.92 [1] (0:11.92)
Average Speed [km/h]	43.6	67.7	64.6	63.4	60.7	60.6
Top Speed [km/h]	65.1	68.8	66.4	65.0	61.8	61.7
Avg. Dist. to Rail [m]	9.0	3.2	0.9	2.9	2.0	2.2
Avg. Stride Freq. [Hz]	2.3	2.6	2.5	2.5	2.5	2.5
Avg. Stride Length [m]	5.1	7.1	7.1	7.0	6.7	6.7



- [] Ranking at each section and finish
- .-.- No data available at this section
- NA No data available



Horse/Jockey Name	Uncut Gem
Final Rank	3
Fastest Section Time (Section)	0:08.66 (Overall)
Top Speed [km/h] (Section)	67.1 (1000m)
Race State	Finished



Ipswich QLD Professional

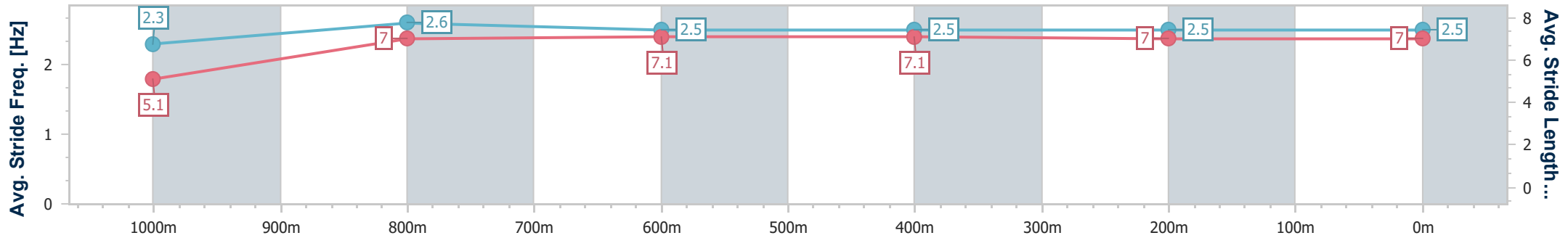
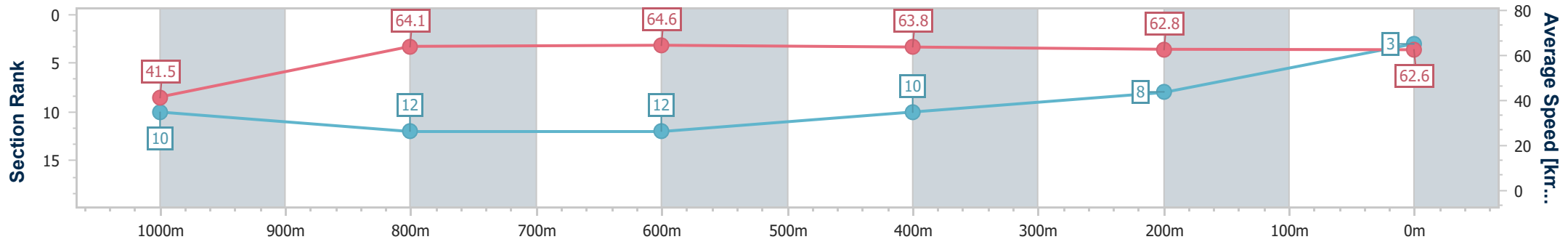
Race 6: TAB 0 - 58 Handicap - 1100m

07 October 2024 - 16:45



Track Rating: Soft 5, Weather: Fine, Rail Position: True

Section	Overall	1000m	800m	600m	400m	200m
Section Times	1:05.51 [3] (0:08.66)	0:56.85 [10] (0:11.33)	0:45.52 [12] (0:11.20)	0:34.32 [12] (0:11.31)	0:23.01 [10] (0:11.56)	0:11.45 [8]
Average Speed [km/h]	41.5	64.1	64.6	63.8	62.8	62.6
Top Speed [km/h]	60.0	67.1	66.8	65.5	63.8	63.8
Avg. Dist. to Rail [m]	13.7	5.4	1.6	1.1	1.7	2.7
Avg. Stride Freq. [Hz]	2.3	2.6	2.5	2.5	2.5	2.5
Avg. Stride Length [m]	5.1	7.0	7.1	7.1	7.0	7.0



- [] Ranking at each section and finish
- .-.- No data available at this section
- NA No data available



Horse/Jockey Name	Prado
Final Rank	4
Fastest Section Time (Section)	0:08.85 (Overall)
Top Speed [km/h] (Section)	67.6 (800m)
Race State	Finished



Ipswich QLD Professional

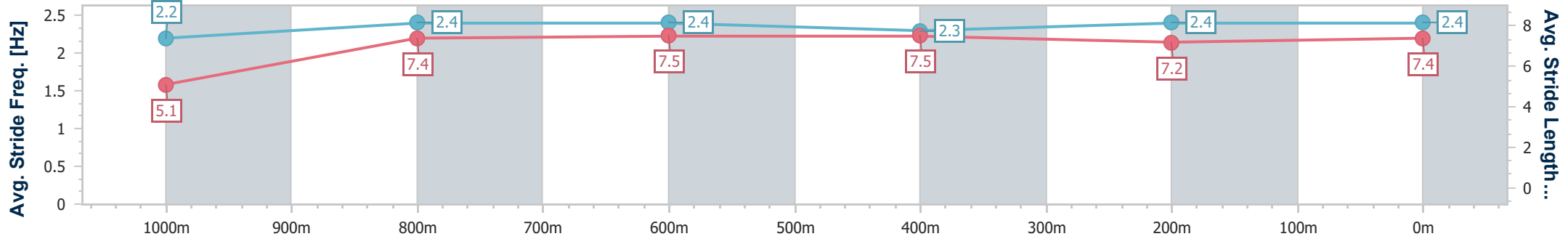
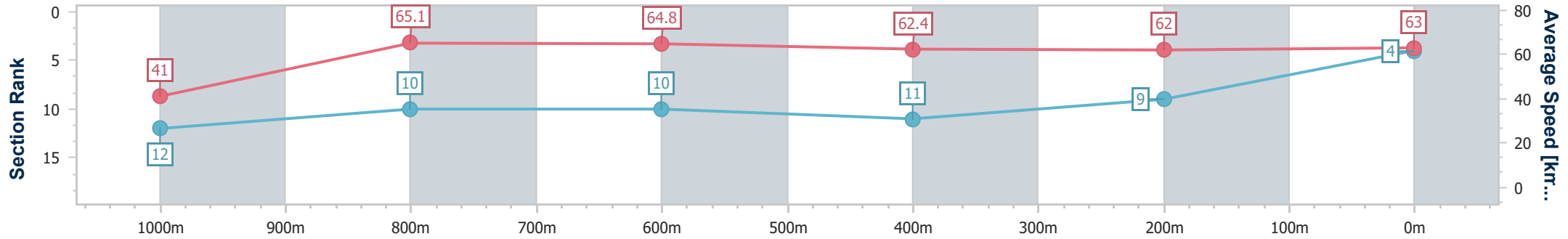
Race 6: TAB 0 - 58 Handicap - 1100m

07 October 2024 - 16:45



Track Rating: Soft 5, Weather: Fine, Rail Position: True

Section	Overall	1000m	800m	600m	400m	200m
Section Times	1:05.59 [4] (0:08.85)	0:56.74 [12] (0:11.05)	0:45.69 [10] (0:11.10)	0:34.59 [10] (0:11.53)	0:23.06 [11] (0:11.59)	0:11.47 [9] (0:11.47)
Average Speed [km/h]	41.0	65.1	64.8	62.4	62.0	63.0
Top Speed [km/h]	62.4	66.1	67.6	63.6	64.9	63.9
Avg. Dist. to Rail [m]	8.9	1.6	0.4	0.3	1.9	6.3
Avg. Stride Freq. [Hz]	2.2	2.4	2.4	2.3	2.4	2.4
Avg. Stride Length [m]	5.1	7.4	7.5	7.5	7.2	7.4



- [] Ranking at each section and finish
- .-.- No data available at this section
- NA No data available



Horse/Jockey Name	Laser Beam
Final Rank	5
Fastest Section Time (Section)	0:08.40 (Overall)
Top Speed [km/h] (Section)	66.5 (1000m)
Race State	Finished



Ipswich QLD Professional

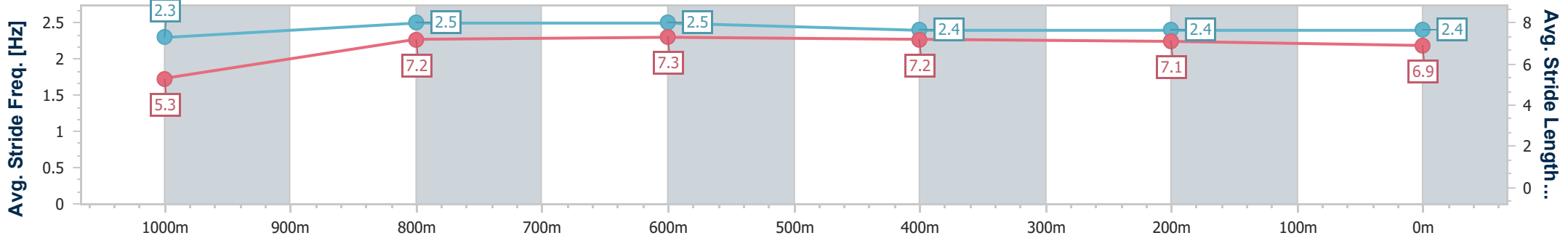
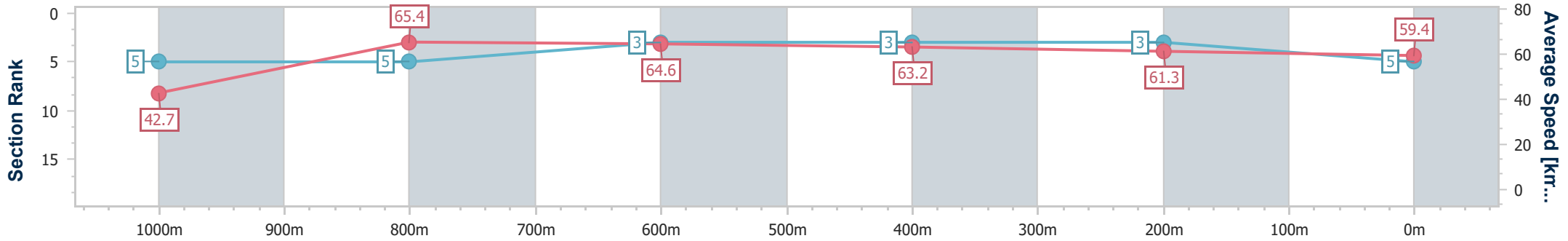
Race 6: TAB 0 - 58 Handicap - 1100m

07 October 2024 - 16:45



Track Rating: Soft 5, Weather: Fine, Rail Position: True

Section	Overall	1000m	800m	600m	400m	200m
Section Times	1:05.83 [5] (0:08.40)	0:57.43 [5] (0:11.07)	0:46.36 [5] (0:11.06)	0:35.30 [3] (0:11.42)	0:23.88 [3] (0:11.77)	0:12.11 [3] (0:12.11)
Average Speed [km/h]	42.7	65.4	64.6	63.2	61.3	59.4
Top Speed [km/h]	64.0	66.5	66.3	65.9	63.0	60.7
Avg. Dist. to Rail [m]	4.1	0.7	0.5	0.5	1.4	4.2
Avg. Stride Freq. [Hz]	2.3	2.5	2.5	2.4	2.4	2.4
Avg. Stride Length [m]	5.3	7.2	7.3	7.2	7.1	6.9



- [] Ranking at each section and finish
- .-.- No data available at this section
- NA No data available



Horse/Jockey Name	Viking Valour
Final Rank	6
Fastest Section Time (Section)	0:08.27 (Overall)
Top Speed [km/h] (Section)	66.8 (1000m)
Race State	Finished



Ipswich QLD Professional

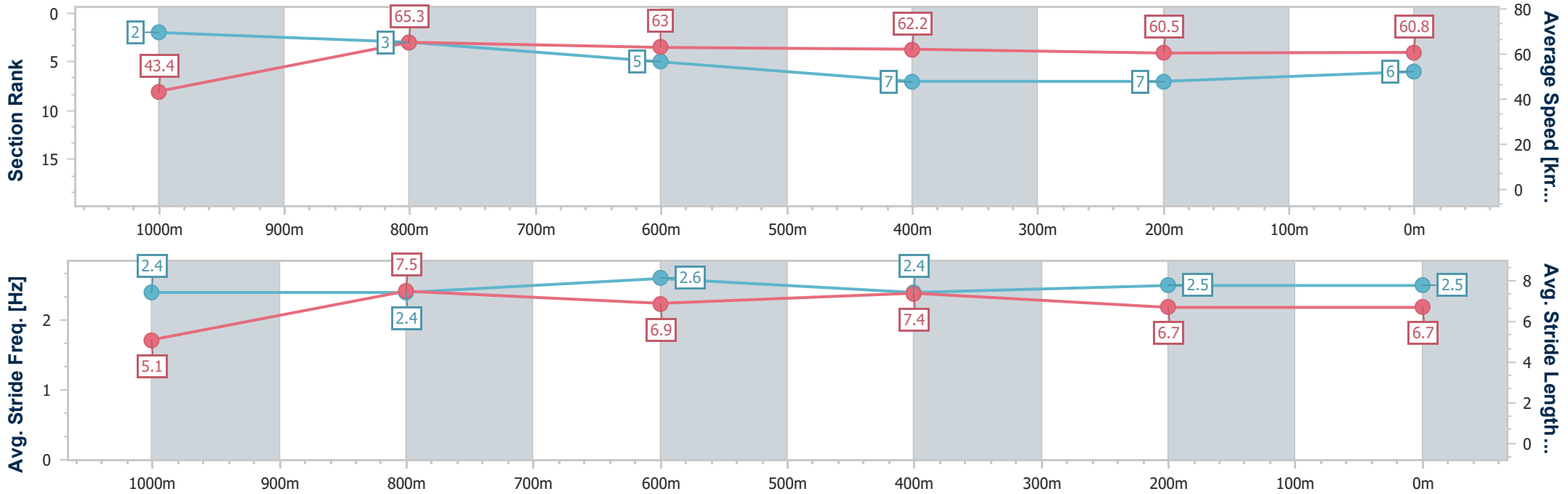
Race 6: TAB 0 - 58 Handicap - 1100m

07 October 2024 - 16:45



Track Rating: Soft 5, Weather: Fine, Rail Position: True

Section	Overall	1000m	800m	600m	400m	200m
Section Times	1:05.89 [6] (0:08.27)	0:57.62 [2] (0:11.06)	0:46.56 [3] (0:11.38)	0:35.18 [5] (0:11.55)	0:23.63 [7] (0:11.79)	0:11.84 [7] (0:11.84)
Average Speed [km/h]	43.4	65.3	63.0	62.2	60.5	60.8
Top Speed [km/h]	63.2	66.8	64.4	64.5	62.0	63.0
Avg. Dist. to Rail [m]	2.2	0.5	0.8	1.0	0.9	1.5
Avg. Stride Freq. [Hz]	2.4	2.4	2.6	2.4	2.5	2.5
Avg. Stride Length [m]	5.1	7.5	6.9	7.4	6.7	6.7



- [] Ranking at each section and finish
- .-.- No data available at this section
- NA No data available



Horse/Jockey Name	Good'n'lucky
Final Rank	7
Fastest Section Time (Section)	0:08.40 (Overall)
Top Speed [km/h] (Section)	66.4 (1000m)
Race State	Finished



Ipswich QLD Professional

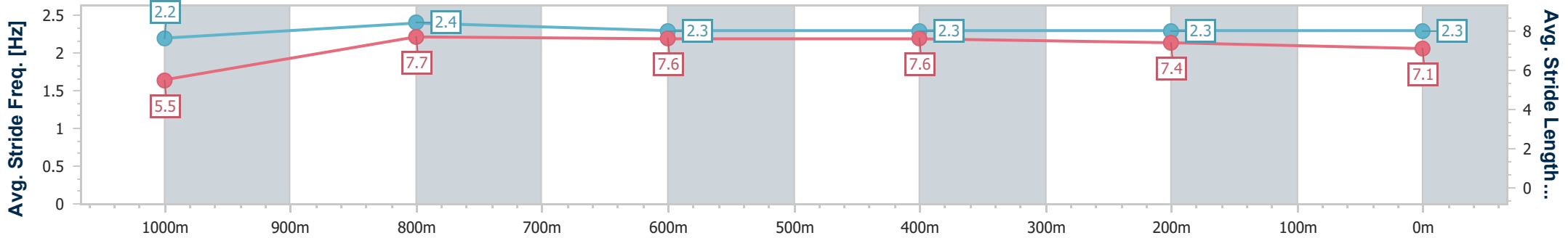
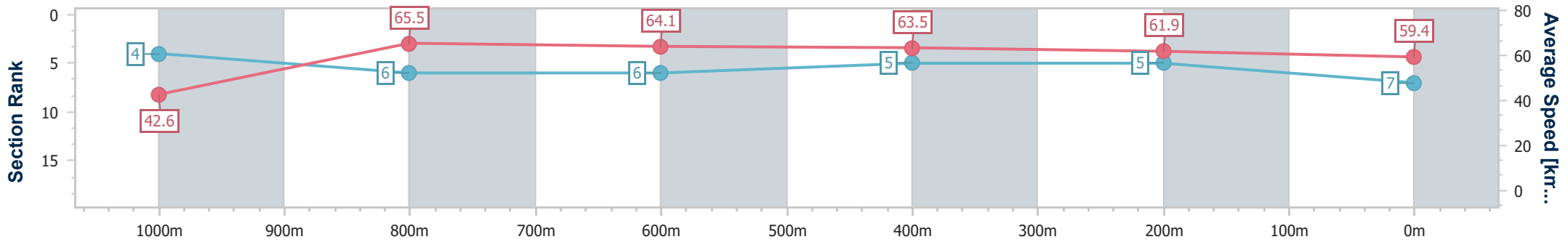
Race 6: TAB 0 - 58 Handicap - 1100m

07 October 2024 - 16:45



Track Rating: Soft 5, Weather: Fine, Rail Position: True

Section	Overall	1000m	800m	600m	400m	200m
Section Times	1:05.93 [7] (0:08.40)	0:57.53 [4] (0:11.09)	0:46.44 [6] (0:11.27)	0:35.17 [6] (0:11.39)	0:23.78 [5] (0:11.67)	0:12.11 [5]
Average Speed [km/h]	42.6	65.5	64.1	63.5	61.9	59.4
Top Speed [km/h]	62.9	66.4	65.0	64.7	63.0	61.5
Avg. Dist. to Rail [m]	10.2	3.9	1.0	0.5	1.8	5.1
Avg. Stride Freq. [Hz]	2.2	2.4	2.3	2.3	2.3	2.3
Avg. Stride Length [m]	5.5	7.7	7.6	7.6	7.4	7.1



- [] Ranking at each section and finish
- .-.- No data available at this section
- NA No data available



Horse/Jockey Name	Little Charmer
Final Rank	8
Fastest Section Time (Section)	0:08.58 (Overall)
Top Speed [km/h] (Section)	66.7 (1000m)
Race State	Finished



Ipswich QLD Professional

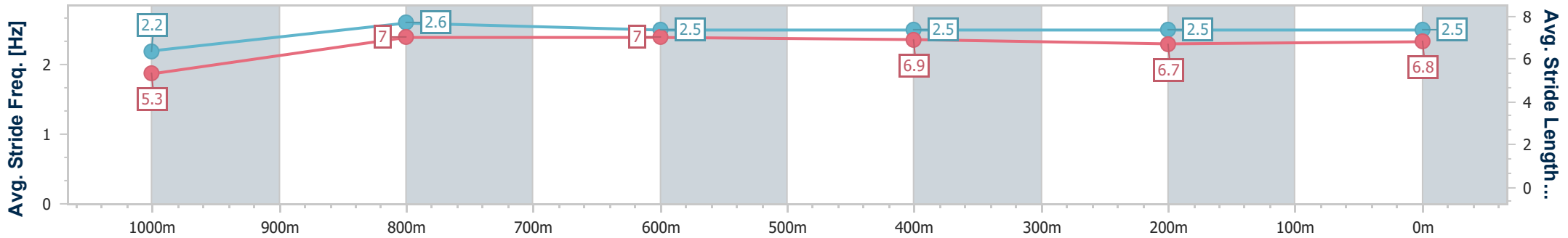
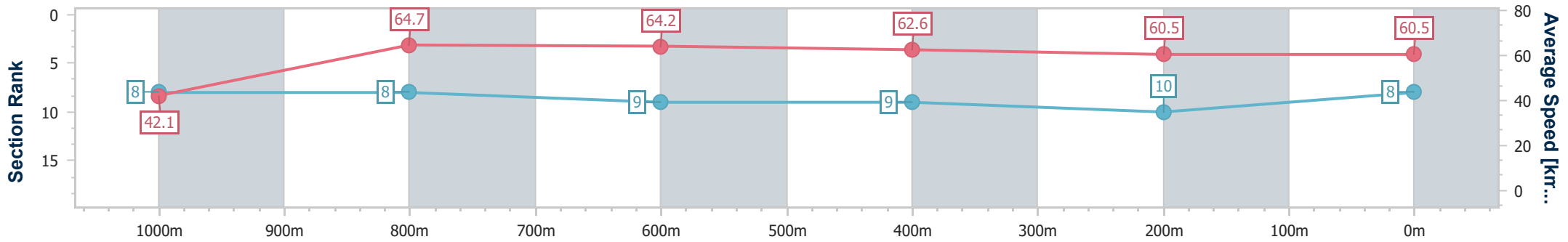
Race 6: TAB 0 - 58 Handicap - 1100m

07 October 2024 - 16:45



Track Rating: Soft 5, Weather: Fine, Rail Position: True

Section	Overall	1000m	800m	600m	400m	200m
Section Times	1:06.13 [8] (0:08.58)	0:57.55 [8] (0:11.12)	0:46.43 [8] (0:11.20)	0:35.23 [9] (0:11.49)	0:23.74 [9] (0:11.81)	0:11.93 [10] (0:11.93)
Average Speed [km/h]	42.1	64.7	64.2	62.6	60.5	60.5
Top Speed [km/h]	61.4	66.7	66.6	64.6	61.3	61.3
Avg. Dist. to Rail [m]	6.2	1.3	0.5	0.4	1.9	1.7
Avg. Stride Freq. [Hz]	2.2	2.6	2.5	2.5	2.5	2.5
Avg. Stride Length [m]	5.3	7.0	7.0	6.9	6.7	6.8



- [] Ranking at each section and finish
- .-.- No data available at this section
- NA No data available



Horse/Jockey Name	Ilana The First
Final Rank	9
Fastest Section Time (Section)	0:08.41 (Overall)
Top Speed [km/h] (Section)	68.4 (1000m)
Race State	Finished



Ipswich QLD Professional

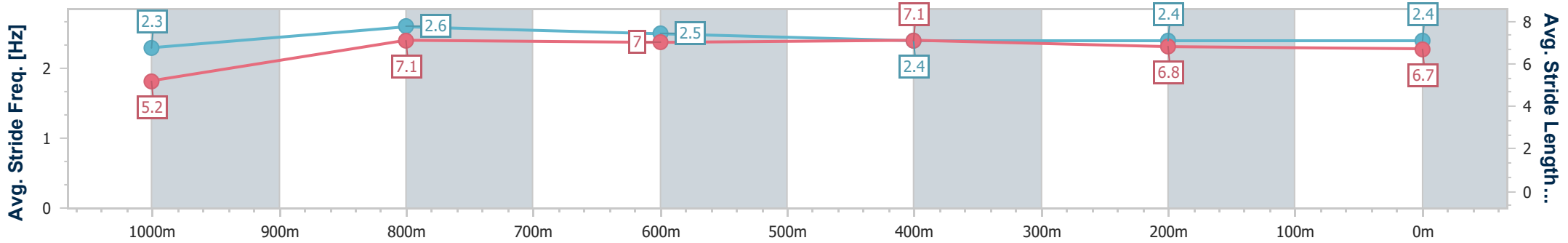
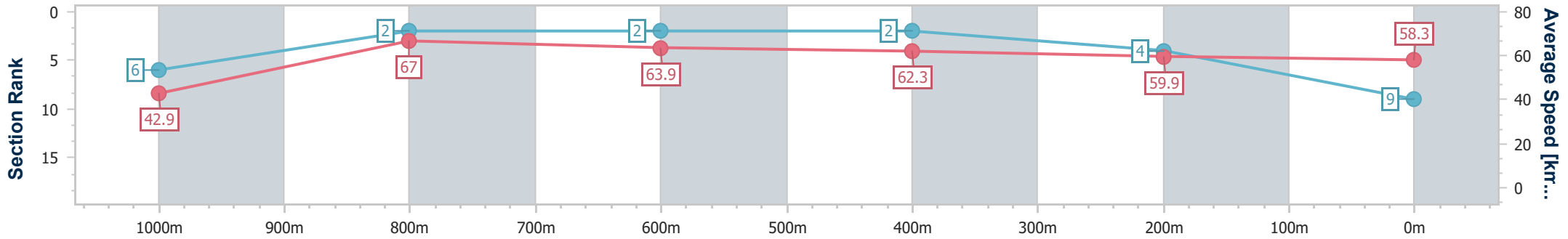
Race 6: TAB 0 - 58 Handicap - 1100m

07 October 2024 - 16:45



Track Rating: Soft 5, Weather: Fine, Rail Position: True

Section	Overall	1000m	800m	600m	400m	200m
Section Times	1:06.13 [9] (0:08.41)	0:57.72 [6] (0:10.74)	0:46.98 [2] (0:11.21)	0:35.77 [2] (0:11.50)	0:24.27 [2] (0:11.94)	0:12.33 [4] (0:12.33)
Average Speed [km/h]	42.9	67.0	63.9	62.3	59.9	58.3
Top Speed [km/h]	64.9	68.4	65.6	63.6	61.4	59.9
Avg. Dist. to Rail [m]	6.7	1.7	1.1	1.2	1.7	0.9
Avg. Stride Freq. [Hz]	2.3	2.6	2.5	2.4	2.4	2.4
Avg. Stride Length [m]	5.2	7.1	7.0	7.1	6.8	6.7



- [] Ranking at each section and finish
- .-.- No data available at this section
- NA No data available



Horse/Jockey Name	Human Touch
Final Rank	10
Fastest Section Time (Section)	0:08.69 (Overall)
Top Speed [km/h] (Section)	66.2 (1000m)
Race State	Finished



Ipswich QLD Professional

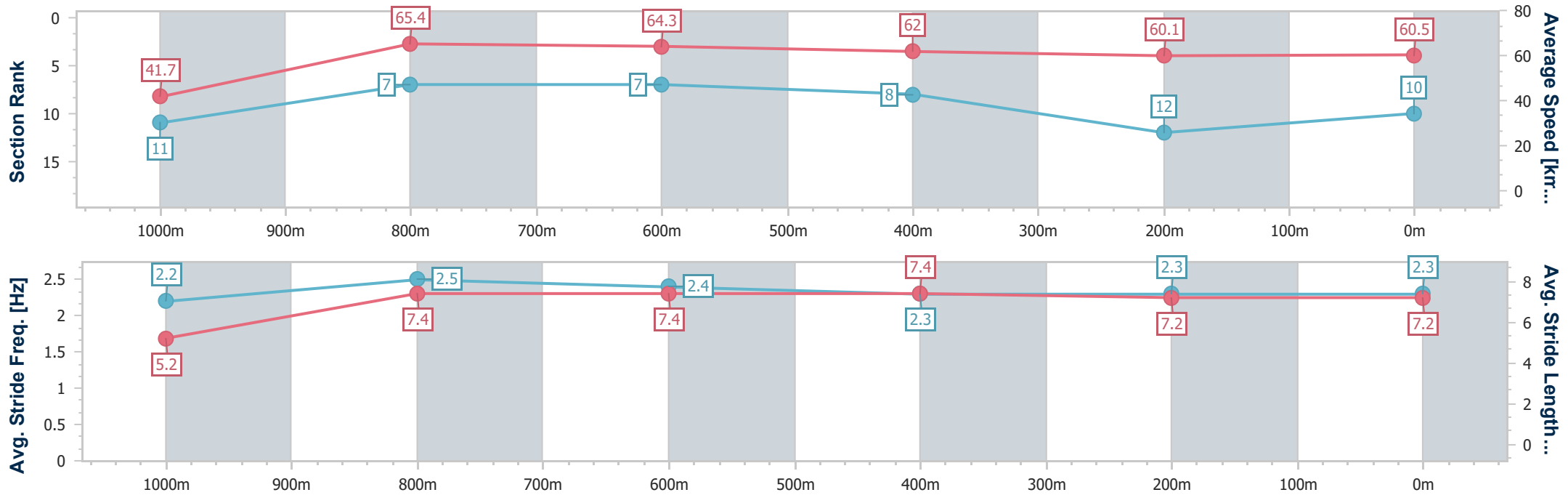
Race 6: TAB 0 - 58 Handicap - 1100m

07 October 2024 - 16:45



Track Rating: Soft 5, Weather: Fine, Rail Position: True

Section	Overall	1000m	800m	600m	400m	200m
Section Times	1:06.20 [10] (0:08.69)	0:57.51 [11] (0:10.97)	0:46.54 [7] (0:11.13)	0:35.41 [7] (0:11.56)	0:23.85 [8] (0:11.94)	0:11.91 [12]
Average Speed [km/h]	41.7	65.4	64.3	62.0	60.1	60.5
Top Speed [km/h]	62.3	66.2	66.0	63.5	62.6	62.6
Avg. Dist. to Rail [m]	3.5	1.3	1.7	0.9	0.5	1.0
Avg. Stride Freq. [Hz]	2.2	2.5	2.4	2.3	2.3	2.3
Avg. Stride Length [m]	5.2	7.4	7.4	7.4	7.2	7.2



- [] Ranking at each section and finish
- .-.- No data available at this section
- NA No data available



Horse/Jockey Name	Prometio Mas
Final Rank	11
Fastest Section Time (Section)	0:08.57 (Overall)
Top Speed [km/h] (Section)	66.3 (1000m)
Race State	Finished



Ipswich QLD Professional

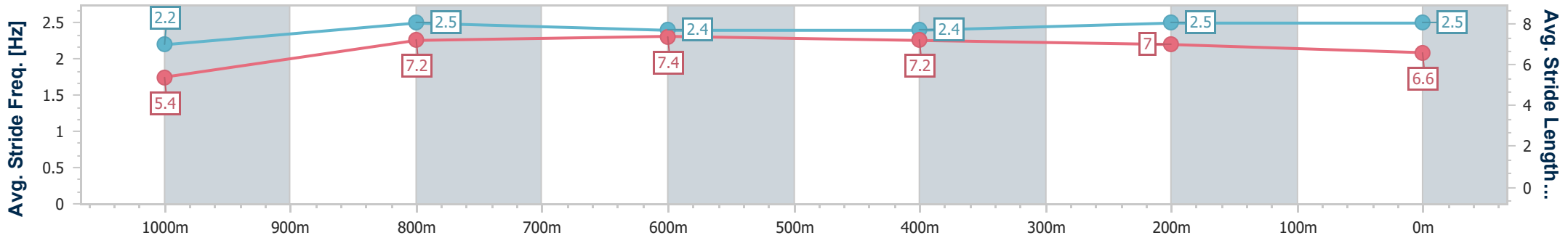
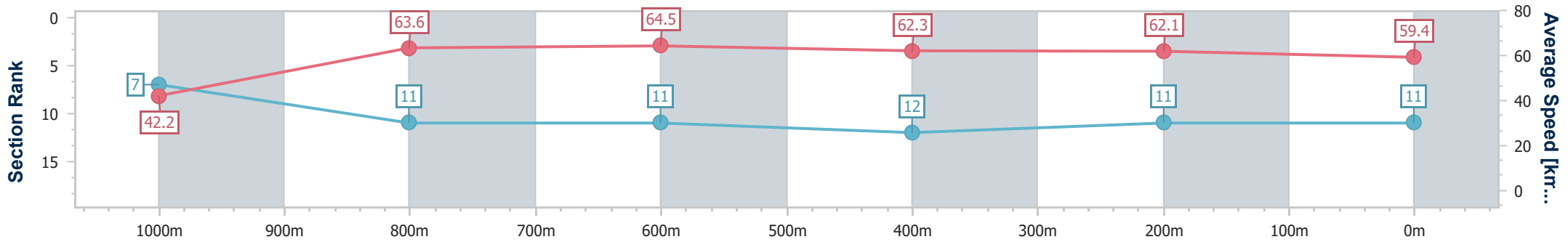
Race 6: TAB 0 - 58 Handicap - 1100m

07 October 2024 - 16:45



Track Rating: Soft 5, Weather: Fine, Rail Position: True

Section	Overall	1000m	800m	600m	400m	200m
Section Times	1:06.34 [11] (0:08.57)	0:57.77 [7] (0:11.36)	0:46.41 [11] (0:11.13)	0:35.28 [11] (0:11.52)	0:23.76 [12] (0:11.64)	0:12.12 [11]
Average Speed [km/h]	42.2	63.6	64.5	62.3	62.1	59.4
Top Speed [km/h]	60.8	66.3	66.0	64.0	63.1	62.2
Avg. Dist. to Rail [m]	7.9	2.1	0.4	0.6	2.4	7.4
Avg. Stride Freq. [Hz]	2.2	2.5	2.4	2.4	2.5	2.5
Avg. Stride Length [m]	5.4	7.2	7.4	7.2	7.0	6.6



- [] Ranking at each section and finish
- .-.-.- No data available at this section
- NA No data available



Horse/Jockey Name	Soozie Maree
Final Rank	12
Fastest Section Time (Section)	0:08.66 (Overall)
Top Speed [km/h] (Section)	66.9 (1000m)
Race State	Finished



Ipswich QLD Professional

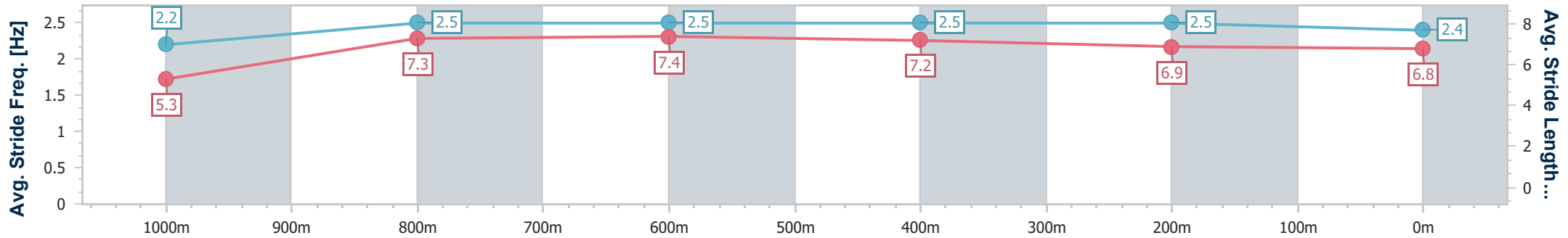
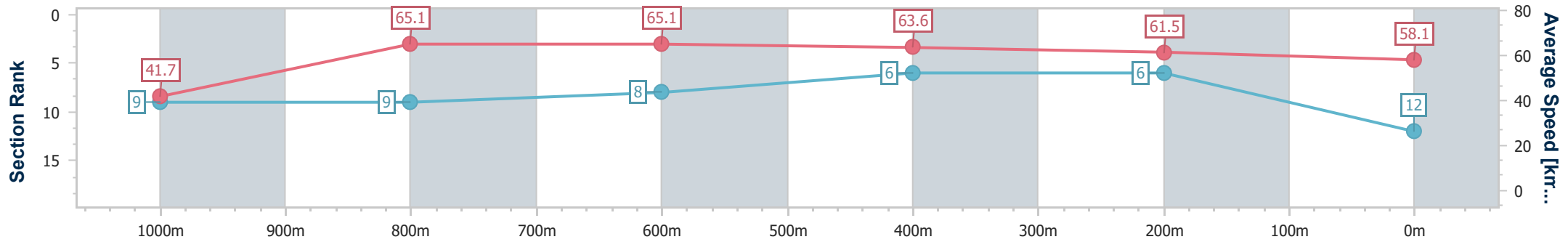
Race 6: TAB 0 - 58 Handicap - 1100m

07 October 2024 - 16:45



Track Rating: Soft 5, Weather: Fine, Rail Position: True

Section	Overall	1000m	800m	600m	400m	200m
Section Times	1:06.41 [12] (0:08.66)	0:57.75 [9] (0:11.09)	0:46.66 [9] (0:11.09)	0:35.57 [8] (0:11.37)	0:24.20 [6] (0:11.83)	0:12.37 [6] (0:12.37)
Average Speed [km/h]	41.7	65.1	65.1	63.6	61.5	58.1
Top Speed [km/h]	62.0	66.9	66.6	64.5	63.3	60.4
Avg. Dist. to Rail [m]	11.5	3.9	0.5	1.2	3.3	6.8
Avg. Stride Freq. [Hz]	2.2	2.5	2.5	2.5	2.5	2.4
Avg. Stride Length [m]	5.3	7.3	7.4	7.2	6.9	6.8



- [] Ranking at each section and finish
- .-.- No data available at this section
- NA No data available