



Townsville QLD Professional

Race 8: A. Gabrielli Constructions Class 4 Handicap - 1400m

06 October 2024 - 16:36



Track Rating: Soft 5, Weather: Fine, Rail Position: +2.5m Entire

Section		Overall	1200m	1000m	800m	600m	400m	Last 600m				
Field Times		1:21.96 (0:13.66)	1:08.30 (0:10.60)	0:57.70 (0:10.99)	0:46.71 (0:11.23)	0:35.48 (0:11.56)	0:23.92 (0:11.76)	0:35.48				
Rank	TAB Horse/Jockey	Barrier	Top Speed [km/h]	Fastest Section						Distance Travelled [m]		
1	6 VALENKI Lacey Morrison	9	67.1 1200m	0:10.98 1200m	1:21.96 [1] (0:14.09)	1:07.87 [10] (0:10.98)	0:56.89 [11] (0:11.01)	0:45.88 [11] (0:10.99)	0:34.89 [8] (0:11.41)	0:23.48 [4] (0:11.61)	0:34.89	
2	10 STRATHCONA Jason Taylor	2	67.4 1200m	0:10.83 1200m	1:22.11 [2] (0:13.86)	1:08.25 [7] (0:10.83)	0:57.42 [8] (0:11.09)	0:46.33 [7] (0:11.29)	0:35.04 [9] (0:11.47)	0:23.57 [6] (0:11.56)	0:35.04	+4
3	8 YOU ARE KING Adam Sewell	7	69.1 1200m	0:10.60 1200m	1:22.47 [3] (0:13.66)	1:08.81 [1] (0:10.60)	0:58.21 [1] (0:10.99)	0:47.22 [1] (0:11.23)	0:35.99 [1] (0:11.57)	0:24.42 [2] (0:11.75)	0:35.99	-3
4	1 SEALION Ashley Butler	10	68.7 1200m	0:10.63 1200m	1:22.63 [4] (0:13.71)	1:08.92 [4] (0:10.63)	0:58.29 [2] (0:10.96)	0:47.33 [2] (0:11.25)	0:36.08 [2] (0:11.49)	0:24.59 [1] (0:11.78)	0:36.08	+1
5	11 DAWN STRIKE Pietro Romeo	8	67.8 1200m	0:10.73 1200m	1:22.87 [5] (0:14.08)	1:08.79 [9] (0:10.73)	0:58.06 [9] (0:11.17)	0:46.89 [9] (0:11.26)	0:35.63 [10] (0:11.52)	0:24.11 [10] (0:11.77)	0:35.63	+4
6	2 BRAVE MASO Zac Sprie	3	68.2 1200m	0:10.72 1200m	1:22.99 [6] (0:14.28)	1:08.71 [11] (0:10.72)	0:57.99 [10] (0:11.06)	0:46.93 [10] (0:11.22)	0:35.71 [11] (0:11.63)	0:24.08 [11] (0:11.81)	0:35.71	-3
7	7 ELLEVES Michael Murphy	4	67.8 1200m	0:10.77 1200m	1:23.18 [7] (0:13.67)	1:09.51 [2] (0:10.77)	0:58.74 [3] (0:11.06)	0:47.68 [4] (0:11.30)	0:36.38 [4] (0:11.74)	0:24.64 [5] (0:11.90)	0:36.38	+1
8	9 THE SHERPA Marnu Potgieter	5	68.4 1200m	0:10.77 1200m	1:23.27 [8] (0:13.69)	1:09.58 [3] (0:10.77)	0:58.81 [4] (0:11.04)	0:47.77 [3] (0:11.28)	0:36.49 [3] (0:11.55)	0:24.94 [3] (0:11.95)	0:36.49	+4
9	12 LINE OF KINGS Nathan Thomas	6	69.2 1200m	0:10.70 1200m	1:23.35 [9] (0:13.88)	1:09.47 [8] (0:10.70)	0:58.77 [6] (0:11.05)	0:47.72 [5] (0:11.36)	0:36.36 [6] (0:11.60)	0:24.76 [7] (0:12.01)	0:36.36	+7
10	4 SIR MAXIMUS Chris Whiteley	11	67.8 1000m	0:10.94 1200m	1:23.85 [10] (0:13.74)	1:10.11 [5] (0:10.94)	0:59.17 [7] (0:11.11)	0:48.06 [8] (0:11.27)	0:36.79 [7] (0:11.66)	0:25.13 [9] (0:11.99)	0:36.79	+13

Scratched: Frostin' (#3)

[] Ranking at each section and finish
 -:-:- No data available at this section
 NA No data available

SCN Saddle cloth number
 DNF Did not finish
 DNT Did not track



Townsville QLD Professional

Race 8: A. Gabrielli Constructions Class 4 Handicap - 1400m

06 October 2024 - 16:36



Track Rating: Soft 5, Weather: Fine, Rail Position: +2.5m Entire

Section	Overall	1200m	1000m	800m	600m	400m	Last 600m
Field Times	1:21.96 (0:13.66)	1:08.30 (0:10.60)	0:57.70 (0:10.99)	0:46.71 (0:11.23)	0:35.48 (0:11.56)	0:23.92 (0:11.76)	0:35.48

Rank	TAB	Horse/Jockey	Barrier	Top Speed [km/h]	Fastest Section	Overall	1200m	1000m	800m	600m	400m	Last 600m	Distance Travelled [m]
11	5	PRIVATE CHEETAH	1	68.3	0:10.76	1:23.94 [11]	1:10.19 [6]	0:59.43 [5]	0:48.29 [6]	0:37.02 [5]	0:25.26 [8]	0:37.02	-3
		Justin Huxtable		1200m	1200m	(0:13.75)	(0:10.76)	(0:11.14)	(0:11.27)	(0:11.76)	(0:12.10)		

Scratched: Frostin' (#3)



Townsville QLD Professional

Race 8: A. Gabrielli Constructions Class 4 Handicap - 1400m

06 October 2024 - 16:36



Track Rating: Soft 5, Weather: Fine, Rail Position: +2.5m Entire

Section							200m			Last 600m
Field Times							0:12.16			0:35.48
							(0:12.16)			
Rank	TAB	Horse/Jockey	Barrier	Top Speed [km/h]	Fastest Section	Margin			Distance Travelled [m]	
1	6	VALENKI Lacey Morrison	9	67.1 1200m	0:10.98 1200m	0:11.87 [3] (0:11.87)	1:21.96	0:34.89		
2	10	STRATHCONA Jason Taylor	2	67.4 1200m	0:10.83 1200m	0:12.01 [4] (0:12.01)	0.9L	0:35.04 +4		
3	8	YOU ARE KING Adam Sewell	7	69.1 1200m	0:10.60 1200m	0:12.67 [1] (0:12.67)	3L	0:35.99 -3		
4	1	SEALION Ashley Butler	10	68.7 1200m	0:10.63 1200m	0:12.81 [2] (0:12.81)	3.94L	0:36.08 +1		
5	11	DAWN STRIKE Pietro Romeo	8	67.8 1200m	0:10.73 1200m	0:12.34 [7] (0:12.34)	5.38L	0:35.63 +4		
6	2	BRAVE MASO Zac Sprie	3	68.2 1200m	0:10.72 1200m	0:12.27 [10] (0:12.27)	6.07L	0:35.71 -3		
7	7	ELLEVES Michael Murphy	4	67.8 1200m	0:10.77 1200m	0:12.74 [6] (0:12.74)	7.19L	0:36.38 +1		
8	9	THE SHERPA Marnu Potgieter	5	68.4 1200m	0:10.77 1200m	0:12.99 [5] (0:12.99)	7.75L	0:36.49 +4		
9	12	LINE OF KINGS Nathan Thomas	6	69.2 1200m	0:10.70 1200m	0:12.75 [8] (0:12.75)	8.18L	0:36.36 +7		
10	4	SIR MAXIMUS Chris Whiteley	11	67.8 1000m	0:10.94 1200m	0:13.14 [9] (0:13.14)	11.13L	0:36.79 +13		

Scratched: Frostin' (#3)

[] Ranking at each section and finish
 -:-:- No data available at this section
 NA No data available

SCN Saddle cloth number
 DNF Did not finish
 DNT Did not track



Townsville QLD Professional

Race 8: A. Gabrielli Constructions Class 4 Handicap - 1400m

06 October 2024 - 16:36



Track Rating: Soft 5, Weather: Fine, Rail Position: +2.5m Entire

Section							200m			Last 600m
Field Times							0:12.16			0:35.48
							(0:12.16)			
Rank	TAB	Horse/Jockey	Barrier	Top Speed [km/h]	Fastest Section	Margin			Distance Travelled [m]	
11	5	PRIVATE CHEETAH	1	68.3	0:10.76	0:13.16 [11]	11.67L		0:37.02	-3
		Justin Huxtable		1200m	1200m	(0:13.16)				

Scratched: Frostin' (#3)

[] Ranking at each section and finish
 -:-:- No data available at this section
 NA No data available

SCN Saddle cloth number
 DNF Did not finish
 DNT Did not track



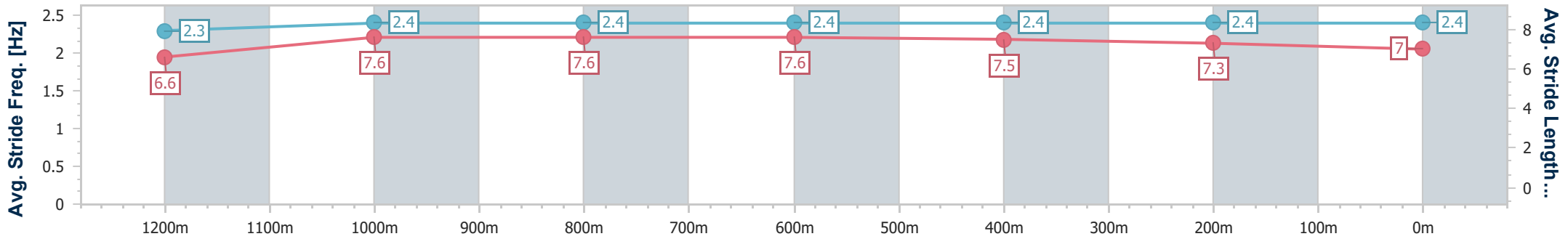
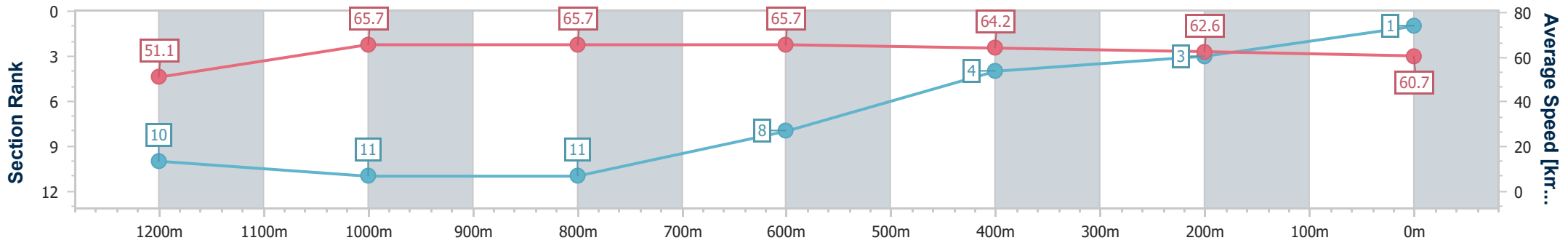
Horse/Jockey Name	Valenki
Final Rank	1
Fastest Section Time (Section)	0:10.98 (1200m)
Top Speed [km/h] (Section)	67.1 (1200m)
Race State	Finished



Townsville QLD Professional
 Race 8: A. Gabrielli Constructions Class 4 Handicap - 1400m
 06 October 2024 - 16:36
 Track Rating: Soft 5, Weather: Fine, Rail Position: +2.5m Entire



Section	Overall	1200m	1000m	800m	600m	400m	200m
Section Times	1:21.96 [1] (0:14.09)	1:07.87 [10] (0:10.98)	0:56.89 [11] (0:11.01)	0:45.88 [11] (0:10.99)	0:34.89 [8] (0:11.41)	0:23.48 [4] (0:11.61)	0:11.87 [3] (0:11.87)
Average Speed [km/h]	51.1	65.7	65.7	65.7	64.2	62.6	60.7
Top Speed [km/h]	65.7	67.1	66.8	66.5	66.8	63.7	62.9
Avg. Dist. to Rail [m]	5.3	3.0	0.7	0.8	3.7	5.2	6.6
Avg. Stride Freq. [Hz]	2.3	2.4	2.4	2.4	2.4	2.4	2.4
Avg. Stride Length [m]	6.6	7.6	7.6	7.6	7.5	7.3	7.0



- [] Ranking at each section and finish
- .-.- No data available at this section
- NA No data available



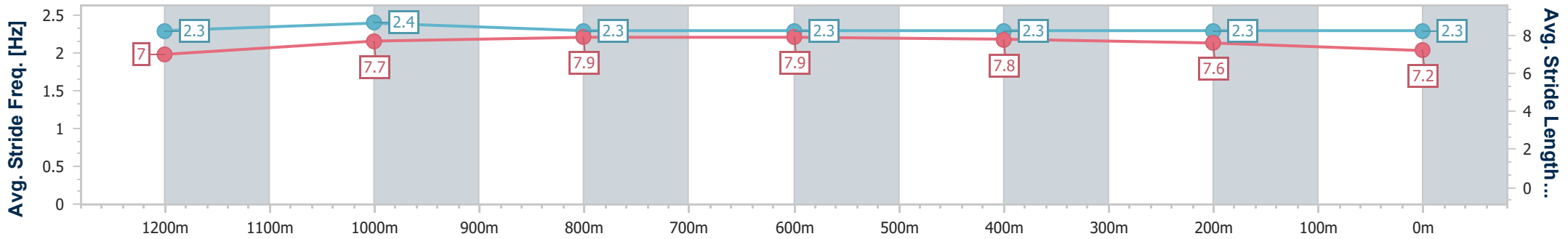
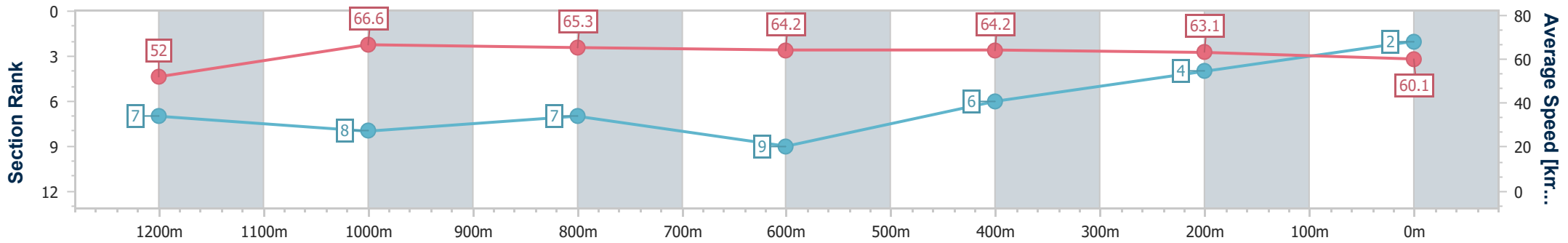
Horse/Jockey Name	Strathcona
Final Rank	2
Fastest Section Time (Section)	0:10.83 (1200m)
Top Speed [km/h] (Section)	67.4 (1200m)
Race State	Finished



Townsville QLD Professional
 Race 8: A. Gabrielli Constructions Class 4 Handicap - 1400m
 06 October 2024 - 16:36
 Track Rating: Soft 5, Weather: Fine, Rail Position: +2.5m Entire



Section	Overall	1200m	1000m	800m	600m	400m	200m
Section Times	1:22.11 [2] (0:13.86)	1:08.25 [7] (0:10.83)	0:57.42 [8] (0:11.09)	0:46.33 [7] (0:11.29)	0:35.04 [9] (0:11.47)	0:23.57 [6] (0:11.56)	0:12.01 [4]
Average Speed [km/h]	52.0	66.6	65.3	64.2	64.2	63.1	60.1
Top Speed [km/h]	66.6	67.4	65.8	65.3	65.3	64.1	63.0
Avg. Dist. to Rail [m]	4.7	2.0	1.0	1.8	4.7	8.1	8.4
Avg. Stride Freq. [Hz]	2.3	2.4	2.3	2.3	2.3	2.3	2.3
Avg. Stride Length [m]	7.0	7.7	7.9	7.9	7.8	7.6	7.2



- [] Ranking at each section and finish
- .-.- No data available at this section
- NA No data available



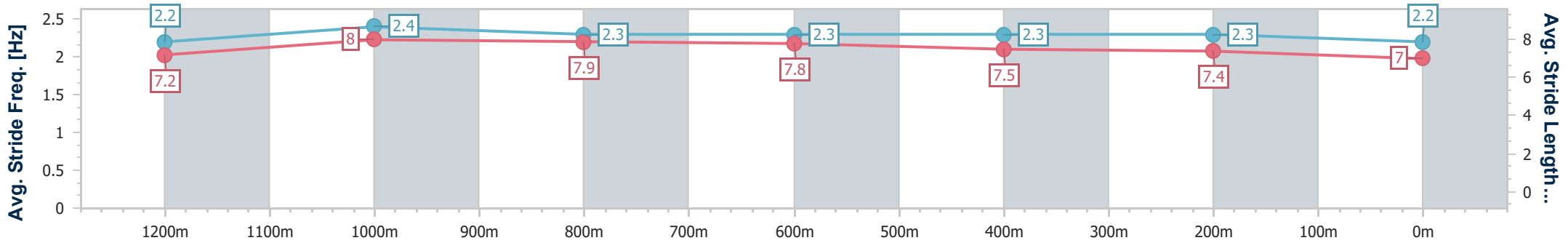
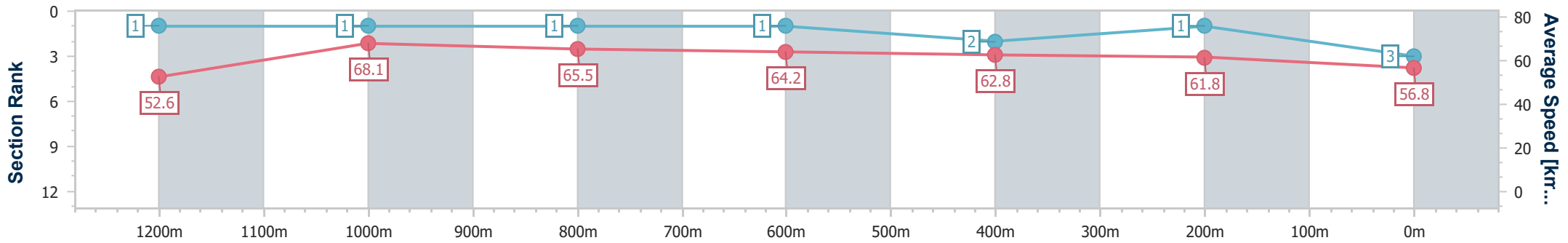
Horse/Jockey Name	You Are King
Final Rank	3
Fastest Section Time (Section)	0:10.60 (1200m)
Top Speed [km/h] (Section)	69.1 (1200m)
Race State	Finished



Townsville QLD Professional
 Race 8: A. Gabrielli Constructions Class 4 Handicap - 1400m
 06 October 2024 - 16:36
 Track Rating: Soft 5, Weather: Fine, Rail Position: +2.5m Entire



Section	Overall	1200m	1000m	800m	600m	400m	200m
Section Times	1:22.47 [3] (0:13.66)	1:08.81 [1] (0:10.60)	0:58.21 [1] (0:10.99)	0:47.22 [1] (0:11.23)	0:35.99 [1] (0:11.57)	0:24.42 [2] (0:11.75)	0:12.67 [1] (0:12.67)
Average Speed [km/h]	52.6	68.1	65.5	64.2	62.8	61.8	56.8
Top Speed [km/h]	68.2	69.1	67.0	65.3	63.9	62.6	60.2
Avg. Dist. to Rail [m]	4.6	4.0	0.5	0.4	2.3	3.9	4.2
Avg. Stride Freq. [Hz]	2.2	2.4	2.3	2.3	2.3	2.3	2.2
Avg. Stride Length [m]	7.2	8.0	7.9	7.8	7.5	7.4	7.0



- [] Ranking at each section and finish
- .-.- No data available at this section
- NA No data available



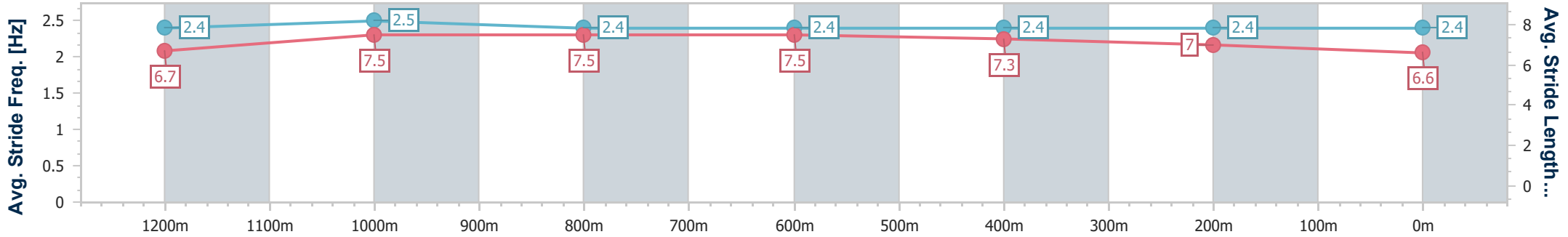
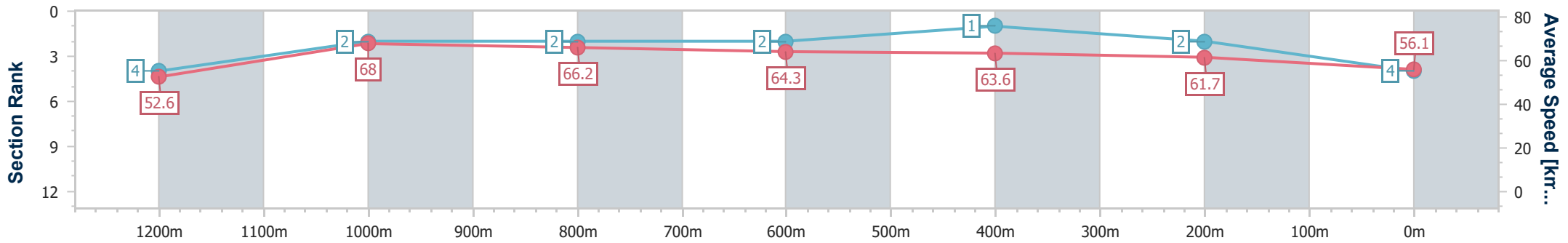
Horse/Jockey Name	Sealion
Final Rank	4
Fastest Section Time (Section)	0:10.63 (1200m)
Top Speed [km/h] (Section)	68.7 (1200m)
Race State	Finished



Townsville QLD Professional
 Race 8: A. Gabrielli Constructions Class 4 Handicap - 1400m
 06 October 2024 - 16:36
 Track Rating: Soft 5, Weather: Fine, Rail Position: +2.5m Entire



Section	Overall	1200m	1000m	800m	600m	400m	200m
Section Times	1:22.63 [4] (0:13.71)	1:08.92 [4] (0:10.63)	0:58.29 [2] (0:10.96)	0:47.33 [2] (0:11.25)	0:36.08 [2] (0:11.49)	0:24.59 [1] (0:11.78)	0:12.81 [2]
Average Speed [km/h]	52.6	68.0	66.2	64.3	63.6	61.7	56.1
Top Speed [km/h]	68.3	68.7	67.8	65.6	64.7	62.9	60.1
Avg. Dist. to Rail [m]	5.8	5.3	1.4	1.1	3.1	4.8	5.5
Avg. Stride Freq. [Hz]	2.4	2.5	2.4	2.4	2.4	2.4	2.4
Avg. Stride Length [m]	6.7	7.5	7.5	7.5	7.3	7.0	6.6



- [] Ranking at each section and finish
- .-.- No data available at this section
- NA No data available



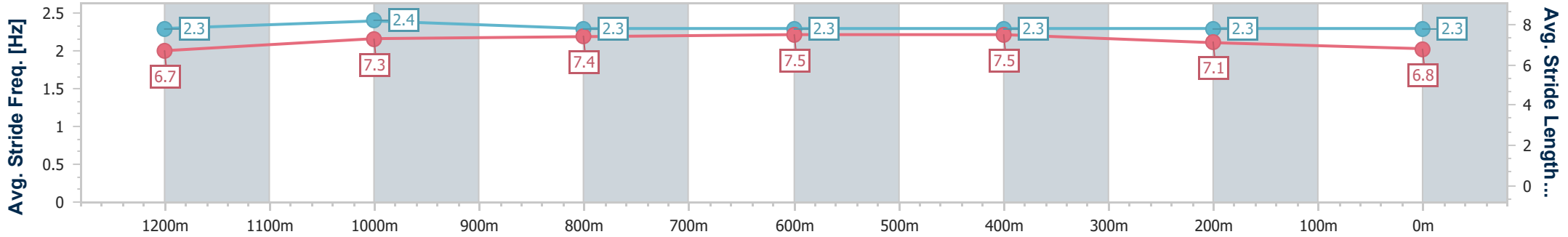
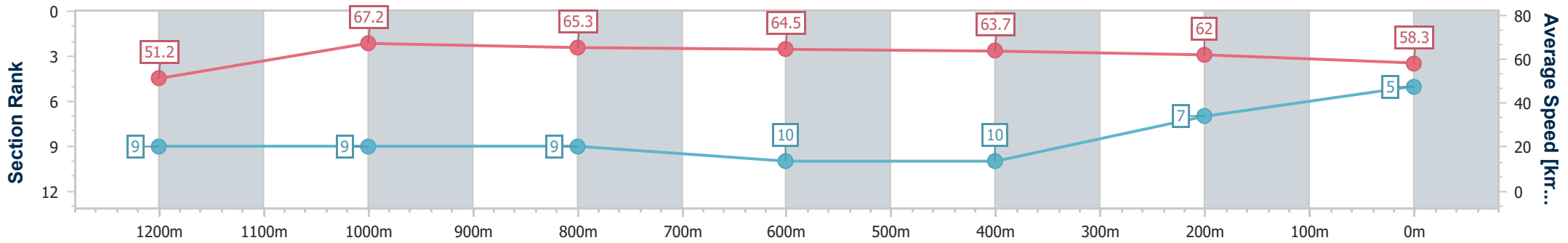
Horse/Jockey Name	Dawn Strike
Final Rank	5
Fastest Section Time (Section)	0:10.73 (1200m)
Top Speed [km/h] (Section)	67.8 (1200m)
Race State	Finished



Townsville QLD Professional
 Race 8: A. Gabrielli Constructions Class 4 Handicap - 1400m
 06 October 2024 - 16:36
 Track Rating: Soft 5, Weather: Fine, Rail Position: +2.5m Entire



Section	Overall	1200m	1000m	800m	600m	400m	200m
Section Times	1:22.87 [5] (0:14.08)	1:08.79 [9] (0:10.73)	0:58.06 [9] (0:11.17)	0:46.89 [9] (0:11.26)	0:35.63 [10] (0:11.52)	0:24.11 [10] (0:11.77)	0:12.34 [7] (0:12.34)
Average Speed [km/h]	51.2	67.2	65.3	64.5	63.7	62.0	58.3
Top Speed [km/h]	67.6	67.8	66.5	65.2	64.4	63.0	60.6
Avg. Dist. to Rail [m]	6.0	2.9	2.3	2.1	4.0	7.1	8.7
Avg. Stride Freq. [Hz]	2.3	2.4	2.3	2.3	2.3	2.3	2.3
Avg. Stride Length [m]	6.7	7.3	7.4	7.5	7.5	7.1	6.8



- [] Ranking at each section and finish
- .-.- No data available at this section
- NA No data available



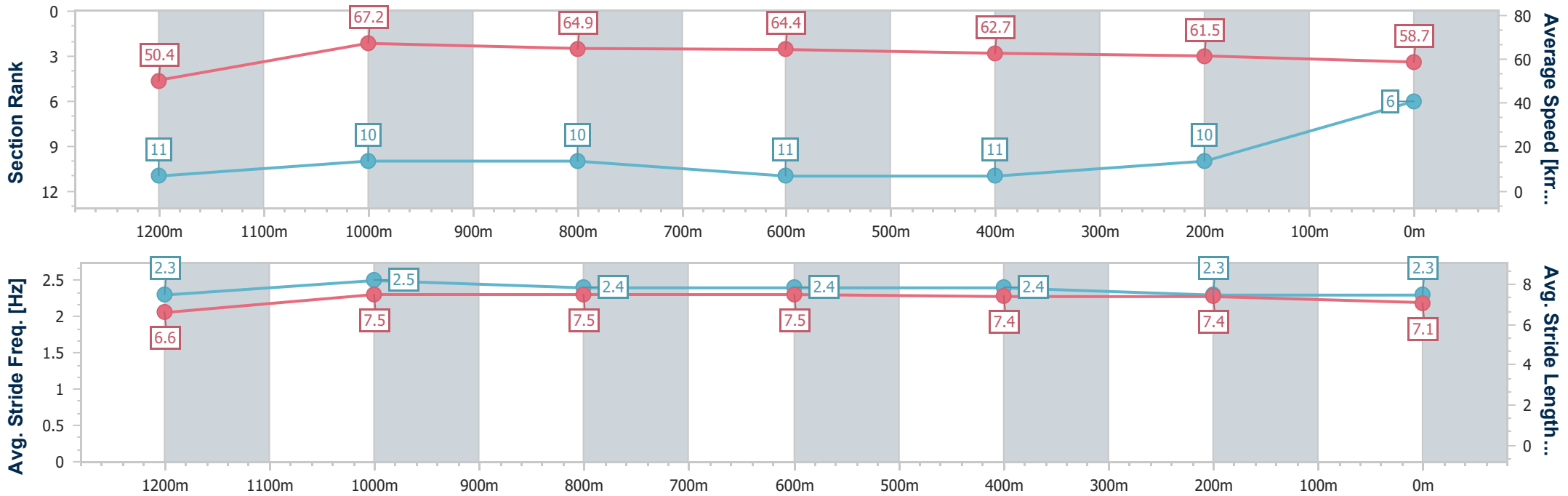
Horse/Jockey Name	Brave Maso
Final Rank	6
Fastest Section Time (Section)	0:10.72 (1200m)
Top Speed [km/h] (Section)	68.2 (1200m)
Race State	Finished



Townsville QLD Professional
 Race 8: A. Gabrielli Constructions Class 4 Handicap - 1400m
 06 October 2024 - 16:36
 Track Rating: Soft 5, Weather: Fine, Rail Position: +2.5m Entire



Section	Overall	1200m	1000m	800m	600m	400m	200m
Section Times	1:22.99 [6] (0:14.28)	1:08.71 [11] (0:10.72)	0:57.99 [10] (0:11.06)	0:46.93 [10] (0:11.22)	0:35.71 [11] (0:11.63)	0:24.08 [11] (0:11.81)	0:12.27 [10] (0:12.27)
Average Speed [km/h]	50.4	67.2	64.9	64.4	62.7	61.5	58.7
Top Speed [km/h]	67.8	68.2	66.9	66.0	64.7	61.8	61.2
Avg. Dist. to Rail [m]	4.0	1.3	0.7	0.6	3.1	5.5	7.2
Avg. Stride Freq. [Hz]	2.3	2.5	2.4	2.4	2.4	2.3	2.3
Avg. Stride Length [m]	6.6	7.5	7.5	7.5	7.4	7.4	7.1



- [] Ranking at each section and finish
- .-.- No data available at this section
- NA No data available



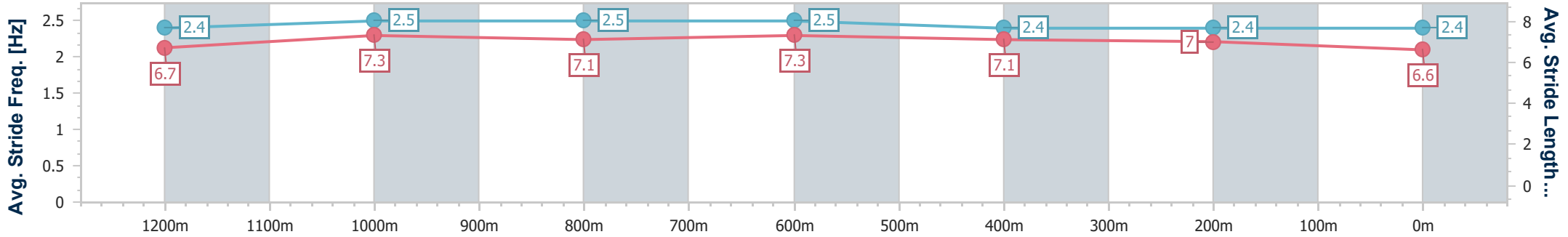
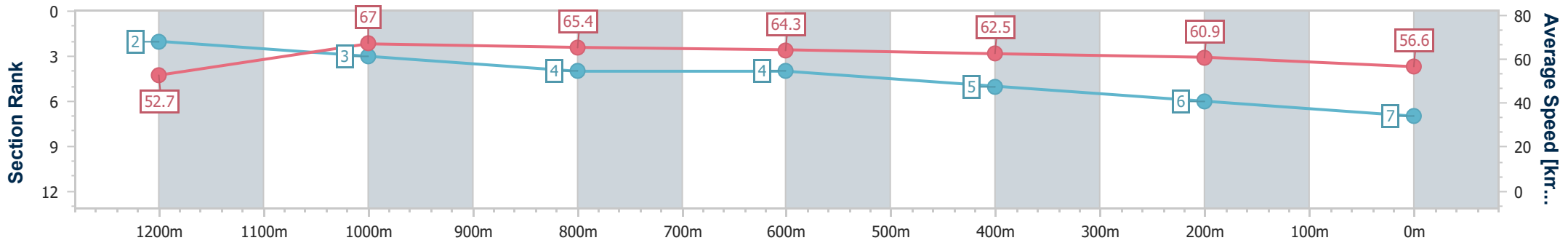
Horse/Jockey Name	Elleves
Final Rank	7
Fastest Section Time (Section)	0:10.77 (1200m)
Top Speed [km/h] (Section)	67.8 (1200m)
Race State	Finished



Townsville QLD Professional
 Race 8: A. Gabrielli Constructions Class 4 Handicap - 1400m
 06 October 2024 - 16:36
 Track Rating: Soft 5, Weather: Fine, Rail Position: +2.5m Entire



Section	Overall	1200m	1000m	800m	600m	400m	200m
Section Times	1:23.18 [7] (0:13.67)	1:09.51 [2] (0:10.77)	0:58.74 [3] (0:11.06)	0:47.68 [4] (0:11.30)	0:36.38 [4] (0:11.74)	0:24.64 [5] (0:11.90)	0:12.74 [6] (0:12.74)
Average Speed [km/h]	52.7	67.0	65.4	64.3	62.5	60.9	56.6
Top Speed [km/h]	67.2	67.8	65.8	64.6	63.4	62.6	59.2
Avg. Dist. to Rail [m]	3.8	1.4	1.0	2.0	3.6	4.4	5.8
Avg. Stride Freq. [Hz]	2.4	2.5	2.5	2.5	2.4	2.4	2.4
Avg. Stride Length [m]	6.7	7.3	7.1	7.3	7.1	7.0	6.6



- [] Ranking at each section and finish
- .-.- No data available at this section
- NA No data available



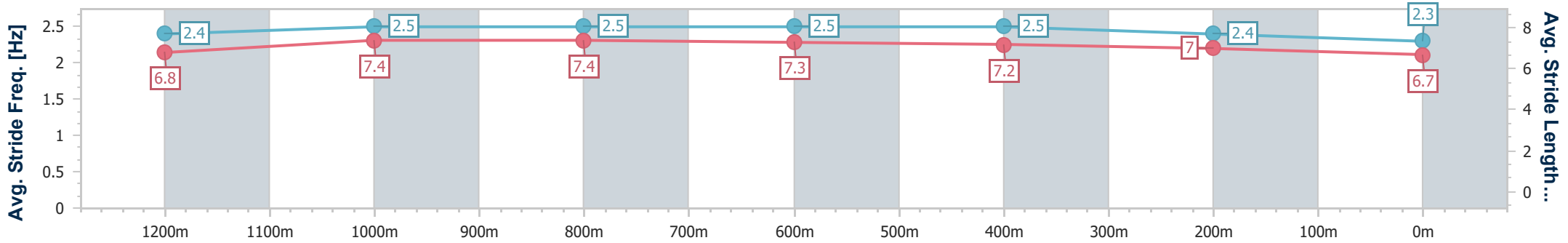
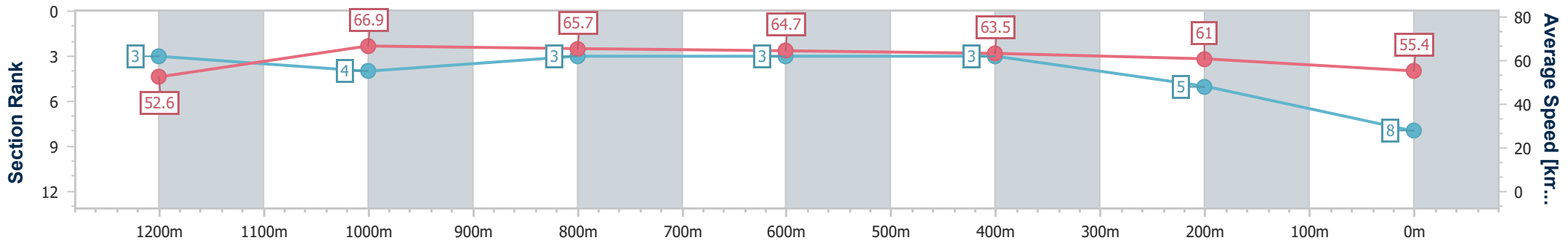
Horse/Jockey Name	The Sherpa
Final Rank	8
Fastest Section Time (Section)	0:10.77 (1200m)
Top Speed [km/h] (Section)	68.4 (1200m)
Race State	Finished



Townsville QLD Professional
 Race 8: A. Gabrielli Constructions Class 4 Handicap - 1400m
 06 October 2024 - 16:36
 Track Rating: Soft 5, Weather: Fine, Rail Position: +2.5m Entire



Section	Overall	1200m	1000m	800m	600m	400m	200m
Section Times	1:23.27 [8] (0:13.69)	1:09.58 [3] (0:10.77)	0:58.81 [4] (0:11.04)	0:47.77 [3] (0:11.28)	0:36.49 [3] (0:11.55)	0:24.94 [3] (0:11.95)	0:12.99 [5] (0:12.99)
Average Speed [km/h]	52.6	66.9	65.7	64.7	63.5	61.0	55.4
Top Speed [km/h]	68.2	68.4	67.0	65.4	65.3	62.5	58.2
Avg. Dist. to Rail [m]	5.3	3.1	1.5	2.6	4.0	6.5	8.3
Avg. Stride Freq. [Hz]	2.4	2.5	2.5	2.5	2.5	2.4	2.3
Avg. Stride Length [m]	6.8	7.4	7.4	7.3	7.2	7.0	6.7



- [] Ranking at each section and finish
- .-.- No data available at this section
- NA No data available



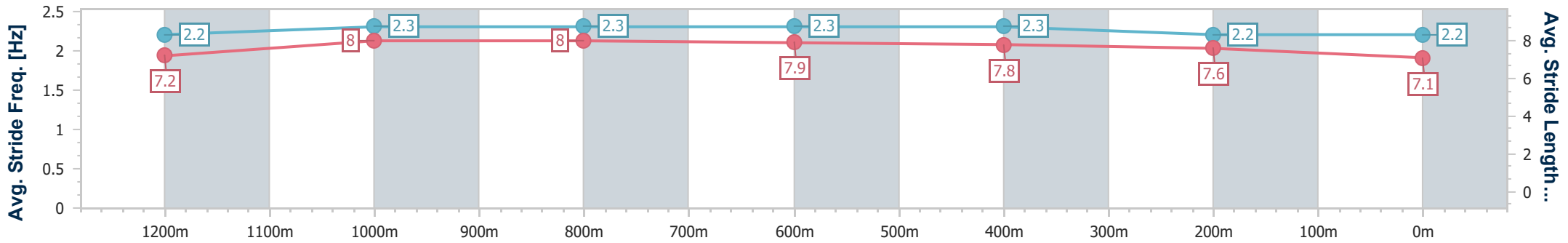
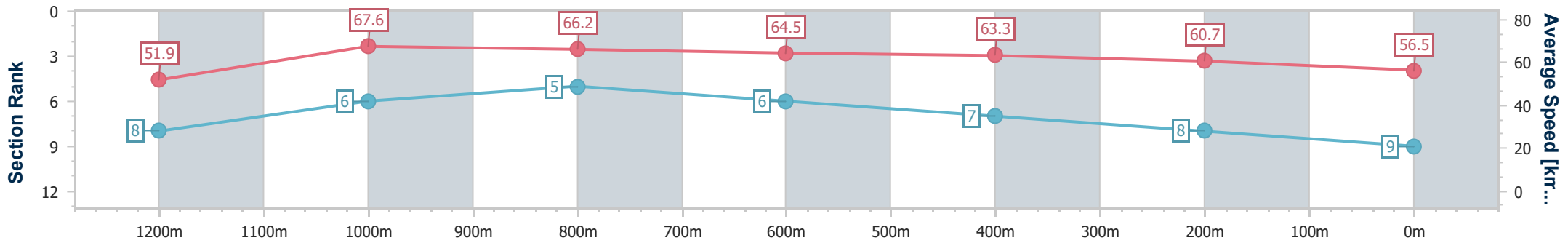
Horse/Jockey Name	Line Of Kings
Final Rank	9
Fastest Section Time (Section)	0:10.70 (1200m)
Top Speed [km/h] (Section)	69.2 (1200m)
Race State	Finished



Townsville QLD Professional
 Race 8: A. Gabrielli Constructions Class 4 Handicap - 1400m
 06 October 2024 - 16:36
 Track Rating: Soft 5, Weather: Fine, Rail Position: +2.5m Entire



Section	Overall	1200m	1000m	800m	600m	400m	200m
Section Times	1:23.35 [9] (0:13.88)	1:09.47 [8] (0:10.70)	0:58.77 [6] (0:11.05)	0:47.72 [5] (0:11.36)	0:36.36 [6] (0:11.60)	0:24.76 [7] (0:12.01)	0:12.75 [8] (0:12.75)
Average Speed [km/h]	51.9	67.6	66.2	64.5	63.3	60.7	56.5
Top Speed [km/h]	66.7	69.2	67.1	65.4	65.7	62.0	60.5
Avg. Dist. to Rail [m]	6.4	4.5	3.7	3.5	4.1	6.1	8.8
Avg. Stride Freq. [Hz]	2.2	2.3	2.3	2.3	2.3	2.2	2.2
Avg. Stride Length [m]	7.2	8.0	8.0	7.9	7.8	7.6	7.1



- [] Ranking at each section and finish
- .-.- No data available at this section
- NA No data available



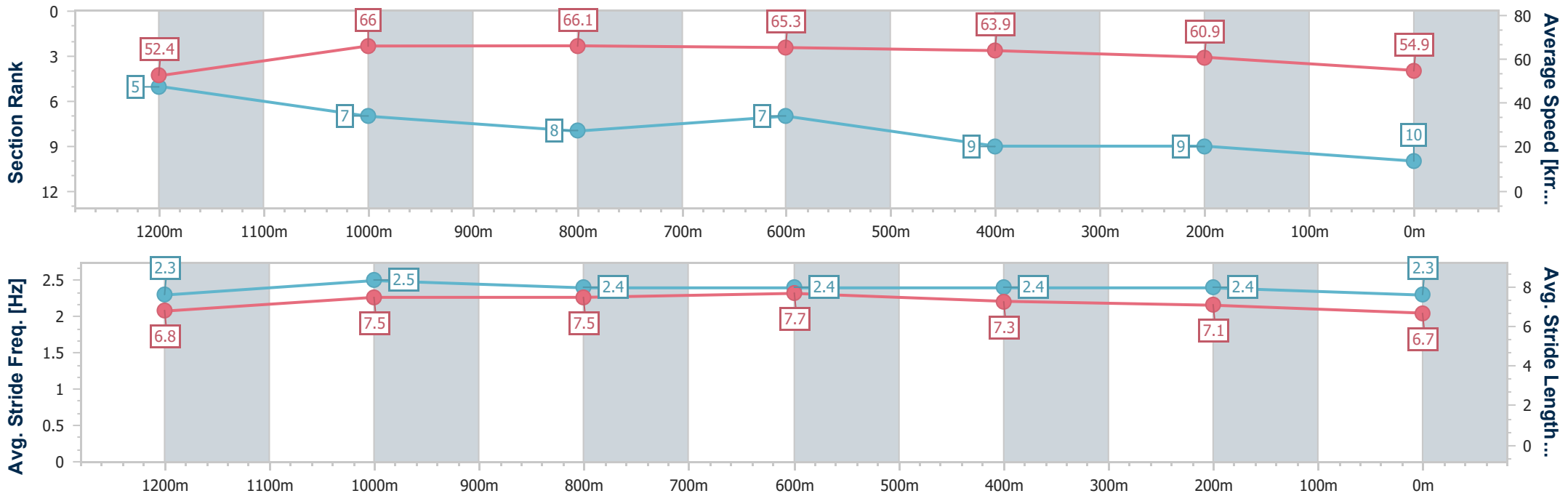
Horse/Jockey Name	Sir Maximus
Final Rank	10
Fastest Section Time (Section)	0:10.94 (1200m)
Top Speed [km/h] (Section)	67.8 (1000m)
Race State	Finished



Townsville QLD Professional
 Race 8: A. Gabrielli Constructions Class 4 Handicap - 1400m
 06 October 2024 - 16:36
 Track Rating: Soft 5, Weather: Fine, Rail Position: +2.5m Entire



Section	Overall	1200m	1000m	800m	600m	400m	200m
Section Times	1:23.85 [10] (0:13.74)	1:10.11 [5] (0:10.94)	0:59.17 [7] (0:11.11)	0:48.06 [8] (0:11.27)	0:36.79 [7] (0:11.66)	0:25.13 [9] (0:11.99)	0:13.14 [9] (0:13.14)
Average Speed [km/h]	52.4	66.0	66.1	65.3	63.9	60.9	54.9
Top Speed [km/h]	66.0	67.1	67.8	66.2	66.1	62.9	57.6
Avg. Dist. to Rail [m]	8.8	6.2	4.0	4.4	7.2	8.7	9.8
Avg. Stride Freq. [Hz]	2.3	2.5	2.4	2.4	2.4	2.4	2.3
Avg. Stride Length [m]	6.8	7.5	7.5	7.7	7.3	7.1	6.7



- [] Ranking at each section and finish
- .-.- No data available at this section
- NA No data available



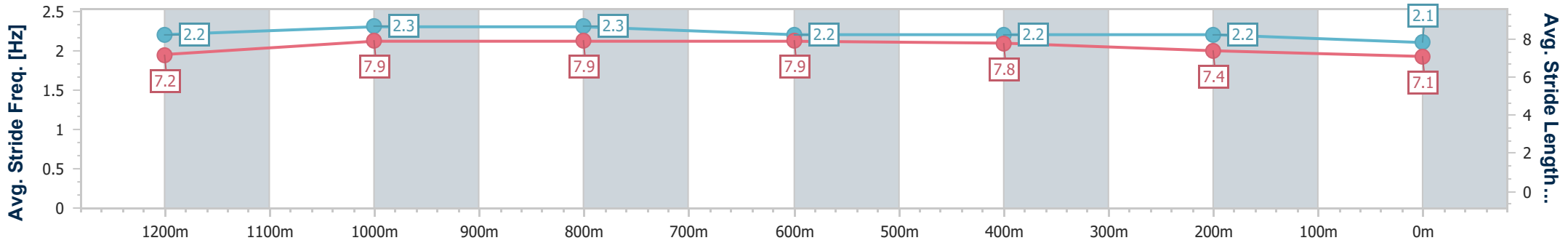
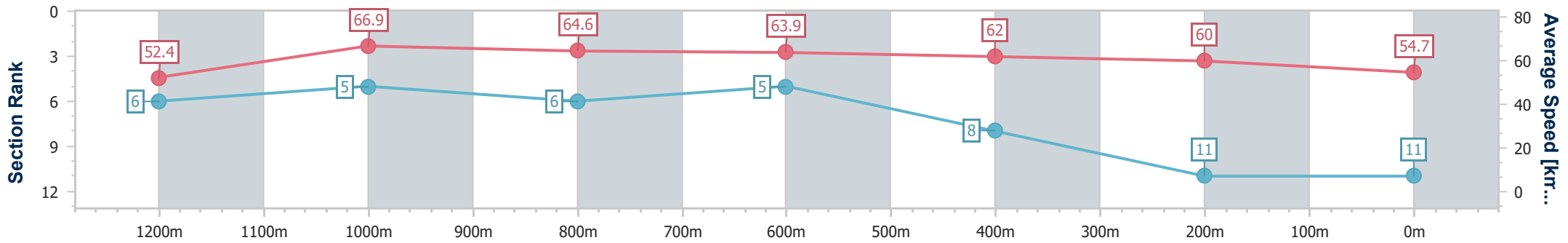
Horse/Jockey Name	Private Cheetah
Final Rank	11
Fastest Section Time (Section)	0:10.76 (1200m)
Top Speed [km/h] (Section)	68.3 (1200m)
Race State	Finished



Townsville QLD Professional
 Race 8: A. Gabrielli Constructions Class 4 Handicap - 1400m
 06 October 2024 - 16:36
 Track Rating: Soft 5, Weather: Fine, Rail Position: +2.5m Entire



Section	Overall	1200m	1000m	800m	600m	400m	200m
Section Times	1:23.94 [11] (0:13.75)	1:10.19 [6] (0:10.76)	0:59.43 [5] (0:11.14)	0:48.29 [6] (0:11.27)	0:37.02 [5] (0:11.76)	0:25.26 [8] (0:12.10)	0:13.16 [11] (0:13.16)
Average Speed [km/h]	52.4	66.9	64.6	63.9	62.0	60.0	54.7
Top Speed [km/h]	67.6	68.3	65.0	65.4	62.8	61.2	57.7
Avg. Dist. to Rail [m]	3.0	1.0	0.5	0.5	2.6	3.9	4.7
Avg. Stride Freq. [Hz]	2.2	2.3	2.3	2.2	2.2	2.2	2.1
Avg. Stride Length [m]	7.2	7.9	7.9	7.9	7.8	7.4	7.1



- [] Ranking at each section and finish
- .-.- No data available at this section
- NA No data available