



Townsville QLD Professional
Race 7: Lacey Morrision Jockey Of The Year 23-24 BENCHMARK 55
Handicap - 1200m
06 October 2024 - 15:55



Track Rating: Soft 5, Weather: Fine, Rail Position: +2.5m Entire

| Section | | | | | | | | | | | | Last 600m | | |
|-------------|-----|--|----------------------|----------------------|----------------------|---------------------------|---------------------------|---------------------------|---------------------------|---------------------------|---------------------------|-----------|---------|------------------------|
| Field Times | | Overall | 1000m | 800m | 600m | 400m | 200m | | | | | | 0:35.26 | |
| | | 1:10.40 (0:13.79) | 0:56.61 (0:10.62) | 0:45.99 (0:10.73) | 0:35.26 (0:11.27) | 0:23.99 (0:11.80) | 0:12.19 (0:12.19) | | | | | | | |
| Rank | TAB | Horse/Jockey | Barrier | Top Speed [km/h] | Fastest Section | | | | | | | | Margin | Distance Travelled [m] |
| 1 | 10 | WINNING SAGA Nathan Day | 14 | 69.6 1000m | 0:10.91 800m | 1:10.40 [1] (0:14.35) | 0:56.05 [6] (0:10.95) | 0:45.10 [8] (0:10.91) | 0:34.19 [8] (0:11.07) | 0:23.12 [8] (0:11.25) | 0:11.87 [7] (0:11.87) | 1:10.40 | 0:34.19 | |
| 2 | 11 | DICKIN MEDAL Scott Sheargold | 4 | 68.9 1000m | 0:10.72 1000m | 1:10.50 [2] (0:14.36) | 0:56.14 [7] (0:10.72) | 0:45.42 [6] (0:10.74) | 0:34.68 [7] (0:11.13) | 0:23.55 [6] (0:11.50) | 0:12.05 [6] (0:12.05) | 0.6L | 0:34.68 | -5 |
| 3 | 1 | SPECIALTIE Ashley Butler | 6 | 69.5 800m | 0:10.62 800m | 1:10.52 [3] (0:14.12) | 0:56.40 [4] (0:10.70) | 0:45.70 [4] (0:10.62) | 0:35.08 [3] (0:11.18) | 0:23.90 [3] (0:11.59) | 0:12.31 [1] (0:12.31) | 0.75L | 0:35.08 | -5 |
| 4 | 3 | MY ARTIE Lacey Morrision | 13 | 70.0 800m | 0:10.69 800m | 1:10.73 [4] (0:14.28) | 0:56.45 [5] (0:10.75) | 0:45.70 [5] (0:10.69) | 0:35.01 [5] (0:11.21) | 0:23.80 [5] (0:11.46) | 0:12.34 [3] (0:12.34) | 1.99L | 0:35.01 | -2 |
| 5 | 9 | HIT SNOOZE Justin Huxtable | 11 | 69.1 1000m | 0:10.59 1000m | 1:10.81 [5] (0:13.89) | 0:56.92 [2] (0:10.59) | 0:46.33 [2] (0:10.81) | 0:35.52 [2] (0:11.31) | 0:24.21 [2] (0:11.66) | 0:12.55 [2] (0:12.55) | 2.45L | 0:35.52 | -4 |
| 6 | 8 | EUROMANTIC Tyler Leslight | 1 | 68.2 1000m | 0:10.68 1000m | 1:10.84 [6] (0:14.01) | 0:56.83 [3] (0:10.68) | 0:46.15 [3] (0:10.80) | 0:35.35 [4] (0:11.23) | 0:24.12 [4] (0:11.71) | 0:12.41 [4] (0:12.41) | 2.6L | 0:35.35 | -8 |
| 7 | 12 | JAZZ WORTHY Adam Sewell | 7 | 67.7 800m | 0:10.75 800m | 1:10.87 [7] (0:14.80) | 0:56.07 [12] (0:10.91) | 0:45.16 [11] (0:10.75) | 0:34.41 [11] (0:11.11) | 0:23.30 [11] (0:11.15) | 0:12.15 [8] (0:12.15) | 2.77L | 0:34.41 | -9 |
| 8 | 6 | MIRROR ILLUSION Michael Murphy | 5 | 67.8 1000m | 0:10.74 800m | 1:11.05 [8] (0:14.54) | 0:56.51 [9] (0:10.94) | 0:45.57 [9] (0:10.74) | 0:34.83 [9] (0:11.17) | 0:23.66 [10] (0:11.45) | 0:12.21 [10] (0:12.21) | 3.87L | 0:34.83 | -5 |
| 9 | 4 | FIVE BULLS Jason Taylor | 3 | 68.5 800m | 0:10.64 1000m | 1:11.06 [9] (0:14.47) | 0:56.59 [8] (0:10.64) | 0:45.95 [7] (0:10.71) | 0:35.24 [6] (0:11.27) | 0:23.97 [7] (0:11.64) | 0:12.33 [9] (0:12.33) | 3.93L | 0:35.24 | -9 |
| 10 | 5 | HARVESTA Marnu Potgieter | 12 | 68.6 800m | 0:10.71 800m | 1:11.13 [10] (0:14.57) | 0:56.56 [10] (0:10.97) | 0:45.59 [10] (0:10.71) | 0:34.88 [10] (0:11.10) | 0:23.78 [9] (0:11.50) | 0:12.28 [11] (0:12.28) | 4.32L | 0:34.88 | +1 |

Scratched: No Love Lost (#7)

[] Ranking at each section and finish
 -:-:- No data available at this section
 NA No data available

SCN Saddle cloth number
 DNF Did not finish
 DNT Did not track



Townsville QLD Professional
Race 7: Lacey Morrision Jockey Of The Year 23-24 BENCHMARK 55
Handicap - 1200m
06 October 2024 - 15:55



Track Rating: Soft 5, Weather: Fine, Rail Position: +2.5m Entire

| Section | | Overall | 1000m | 800m | 600m | 400m | 200m | Last 600m | | | | | |
|-------------|-------------------------------------|----------------------|----------------------|----------------------|---------------------------|---------------------------|---------------------------|---------------------------|---------------------------|---------------------------|-------|------------------------|----|
| Field Times | | 1:10.40 (0:13.79) | 0:56.61 (0:10.62) | 0:45.99 (0:10.73) | 0:35.26 (0:11.27) | 0:23.99 (0:11.80) | 0:12.19 (0:12.19) | 0:35.26 | | | | | |
| Rank | TAB Horse/Jockey | Barrier | Top Speed [km/h] | Fastest Section | Margin | | | | | | | Distance Travelled [m] | |
| 11 | 2 TRIGGERIFIC Chelsea Jokic | 9 | 67.6 800m | 0:10.84 800m | 1:11.32 [11] (0:14.86) | 0:56.46 [13] (0:11.05) | 0:45.41 [13] (0:10.84) | 0:34.57 [13] (0:11.03) | 0:23.54 [12] (0:11.38) | 0:12.16 [12] (0:12.16) | 5.45L | 0:34.57 | -3 |
| 12 | 13 MIDNIGHT BOOM Chris Whiteley | 10 | 68.0 800m | 0:10.82 800m | 1:11.37 [12] (0:14.64) | 0:56.73 [11] (0:11.14) | 0:45.59 [12] (0:10.82) | 0:34.77 [12] (0:11.27) | 0:23.50 [13] (0:11.50) | 0:12.00 [13] (0:12.00) | 5.75L | 0:34.77 | -3 |
| 13 | 14 SHEEZ MARVELLOUS Pietro Romeo | 2 | 68.6 1000m | 0:10.62 1000m | 1:11.93 [13] (0:13.79) | 0:58.14 [1] (0:10.62) | 0:47.52 [1] (0:10.73) | 0:36.79 [1] (0:11.27) | 0:25.52 [1] (0:12.02) | 0:13.50 [5] (0:13.50) | 9.04L | 0:36.79 | -9 |

Scratched: No Love Lost (#7)

[] Ranking at each section and finish
 -:-:-:- No data available at this section
 NA No data available

SCN Saddle cloth number
 DNF Did not finish
 DNT Did not track



| | |
|--------------------------------|----------------|
| Horse/Jockey Name | Winning Saga |
| Final Rank | 1 |
| Fastest Section Time (Section) | 0:10.91 (800m) |
| Top Speed [km/h] (Section) | 69.6 (1000m) |
| Race State | Finished |



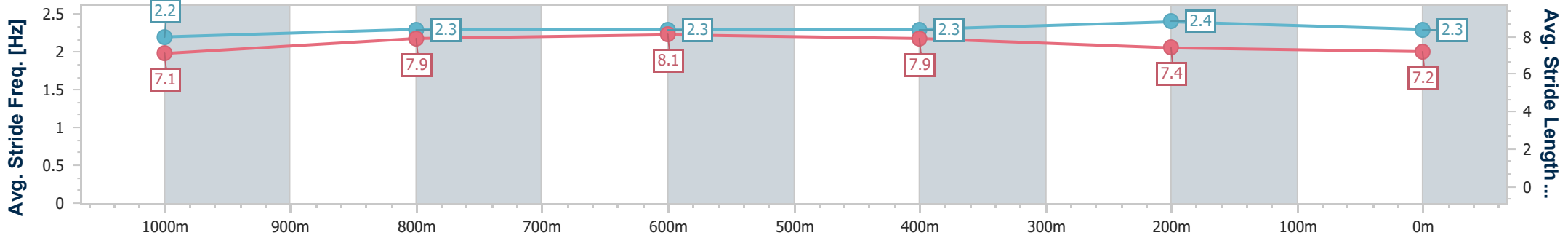
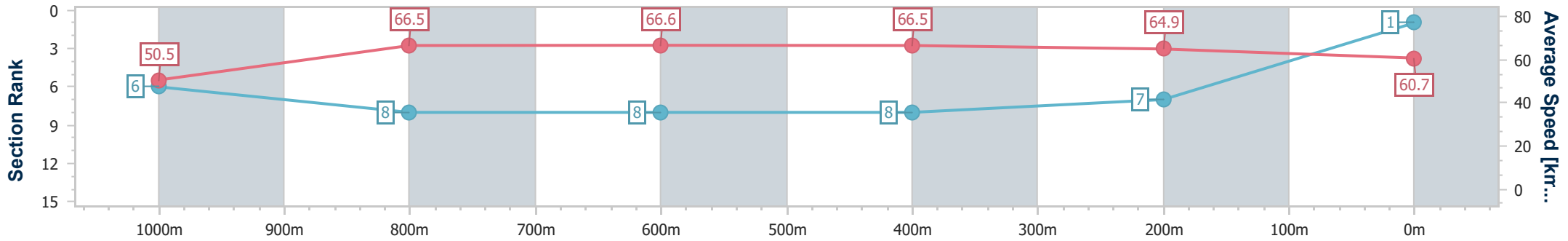
Townsville QLD Professional
Race 7: Lacey Morrison Jockey Of The Year 23-24
BENCHMARK 55 Handicap - 1200m

06 October 2024 - 15:55

Track Rating: Soft 5, Weather: Fine, Rail Position: +2.5m Entire



| Section | Overall | 1000m | 800m | 600m | 400m | 200m |
|------------------------|--------------------------|--------------------------|--------------------------|--------------------------|--------------------------|--------------------------|
| Section Times | 1:10.40 [1] (0:14.35) | 0:56.05 [6] (0:10.95) | 0:45.10 [8] (0:10.91) | 0:34.19 [8] (0:11.07) | 0:23.12 [8] (0:11.25) | 0:11.87 [7] (0:11.87) |
| Average Speed [km/h] | 50.5 | 66.5 | 66.6 | 66.5 | 64.9 | 60.7 |
| Top Speed [km/h] | 65.2 | 69.6 | 67.8 | 68.5 | 66.3 | 63.6 |
| Avg. Dist. to Rail [m] | 7.6 | 2.2 | 2.2 | 4.4 | 7.1 | 9.5 |
| Avg. Stride Freq. [Hz] | 2.2 | 2.3 | 2.3 | 2.3 | 2.4 | 2.3 |
| Avg. Stride Length [m] | 7.1 | 7.9 | 8.1 | 7.9 | 7.4 | 7.2 |



- [] Ranking at each section and finish
- .-.- No data available at this section
- NA No data available



| | |
|--------------------------------|-----------------|
| Horse/Jockey Name | Dickin Medal |
| Final Rank | 2 |
| Fastest Section Time (Section) | 0:10.72 (1000m) |
| Top Speed [km/h] (Section) | 68.9 (1000m) |
| Race State | Finished |



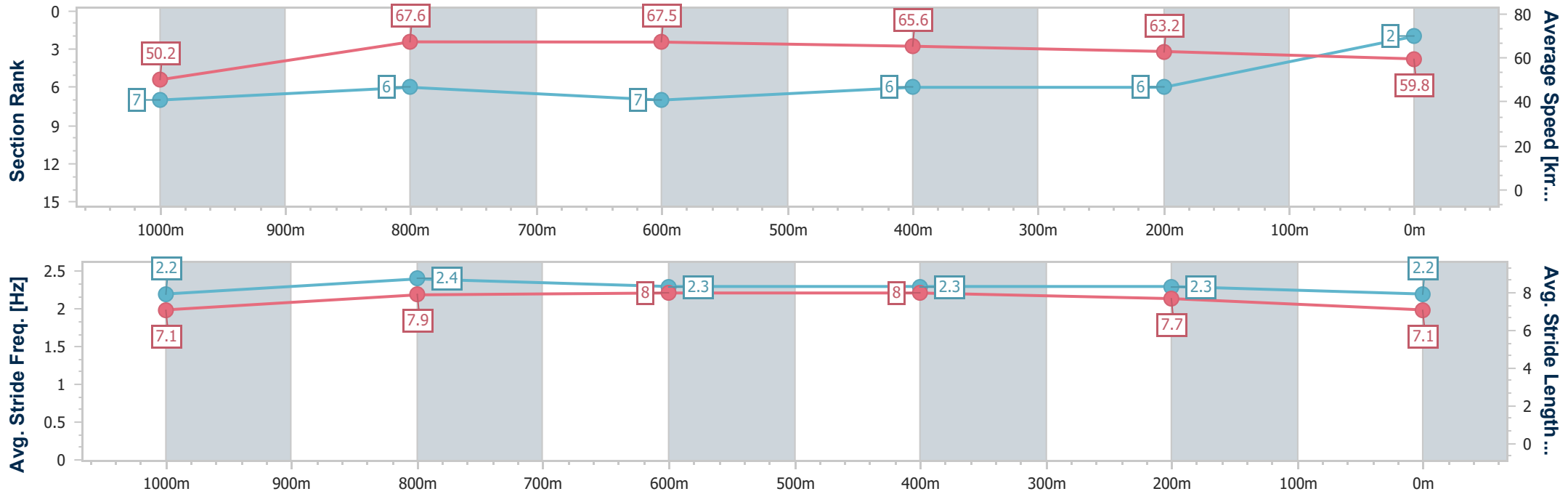
Townsville QLD Professional
Race 7: Lacey Morrision Jockey Of The Year 23-24
BENCHMARK 55 Handicap - 1200m



06 October 2024 - 15:55

Track Rating: Soft 5, Weather: Fine, Rail Position: +2.5m Entire

| Section | Overall | 1000m | 800m | 600m | 400m | 200m |
|------------------------|--------------------------|--------------------------|--------------------------|--------------------------|--------------------------|--------------------------|
| Section Times | 1:10.50 [2] (0:14.36) | 0:56.14 [7] (0:10.72) | 0:45.42 [6] (0:10.74) | 0:34.68 [7] (0:11.13) | 0:23.55 [6] (0:11.50) | 0:12.05 [6] (0:12.05) |
| Average Speed [km/h] | 50.2 | 67.6 | 67.5 | 65.6 | 63.2 | 59.8 |
| Top Speed [km/h] | 65.8 | 68.9 | 68.2 | 66.8 | 64.8 | 61.5 |
| Avg. Dist. to Rail [m] | 4.5 | 1.0 | 1.1 | 3.1 | 5.5 | 7.1 |
| Avg. Stride Freq. [Hz] | 2.2 | 2.4 | 2.3 | 2.3 | 2.3 | 2.2 |
| Avg. Stride Length [m] | 7.1 | 7.9 | 8.0 | 8.0 | 7.7 | 7.1 |



- [] Ranking at each section and finish
- .-.- No data available at this section
- NA No data available



| | |
|--------------------------------|----------------|
| Horse/Jockey Name | Specialtie |
| Final Rank | 3 |
| Fastest Section Time (Section) | 0:10.62 (800m) |
| Top Speed [km/h] (Section) | 69.5 (800m) |
| Race State | Finished |



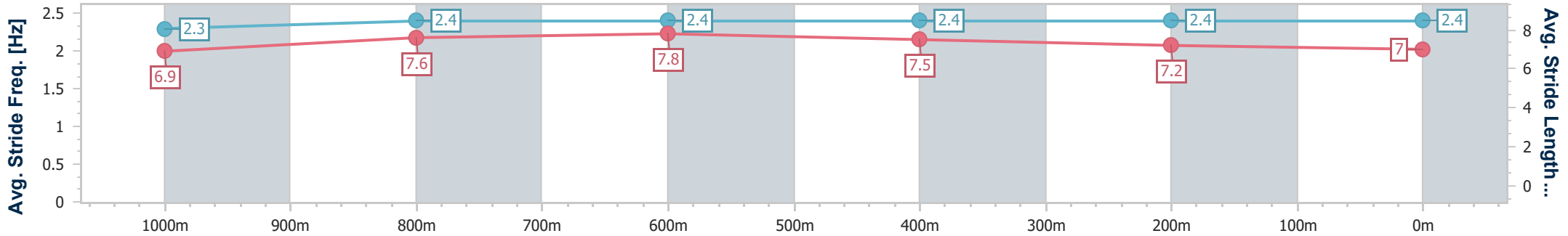
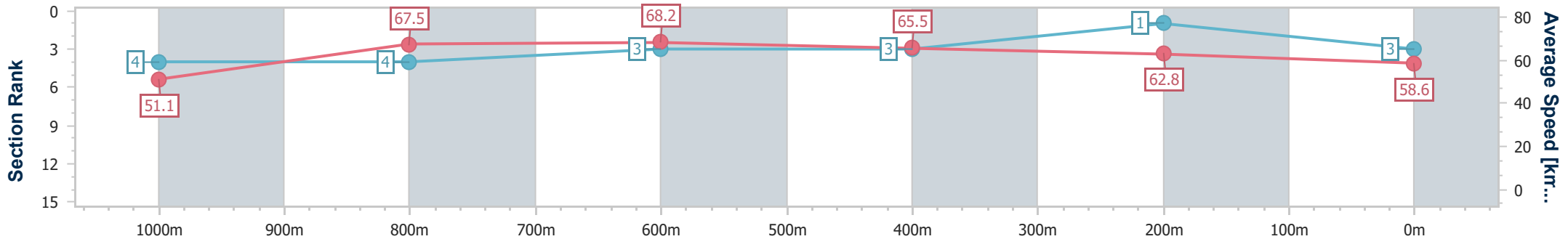
Townsville QLD Professional
Race 7: Lacey Morrision Jockey Of The Year 23-24
BENCHMARK 55 Handicap - 1200m

06 October 2024 - 15:55

Track Rating: Soft 5, Weather: Fine, Rail Position: +2.5m Entire



| Section | Overall | 1000m | 800m | 600m | 400m | 200m |
|------------------------|--------------------------|--------------------------|--------------------------|--------------------------|--------------------------|--------------------------|
| Section Times | 1:10.52 [3] (0:14.12) | 0:56.40 [4] (0:10.70) | 0:45.70 [4] (0:10.62) | 0:35.08 [3] (0:11.18) | 0:23.90 [3] (0:11.59) | 0:12.31 [1] (0:12.31) |
| Average Speed [km/h] | 51.1 | 67.5 | 68.2 | 65.5 | 62.8 | 58.6 |
| Top Speed [km/h] | 66.8 | 68.7 | 69.5 | 67.3 | 65.5 | 62.3 |
| Avg. Dist. to Rail [m] | 4.6 | 0.7 | 1.2 | 3.6 | 5.1 | 6.7 |
| Avg. Stride Freq. [Hz] | 2.3 | 2.4 | 2.4 | 2.4 | 2.4 | 2.4 |
| Avg. Stride Length [m] | 6.9 | 7.6 | 7.8 | 7.5 | 7.2 | 7.0 |



- [] Ranking at each section and finish
- .-.- No data available at this section
- NA No data available



| | |
|--------------------------------|----------------|
| Horse/Jockey Name | My Artie |
| Final Rank | 4 |
| Fastest Section Time (Section) | 0:10.69 (800m) |
| Top Speed [km/h] (Section) | 70.0 (800m) |
| Race State | Finished |



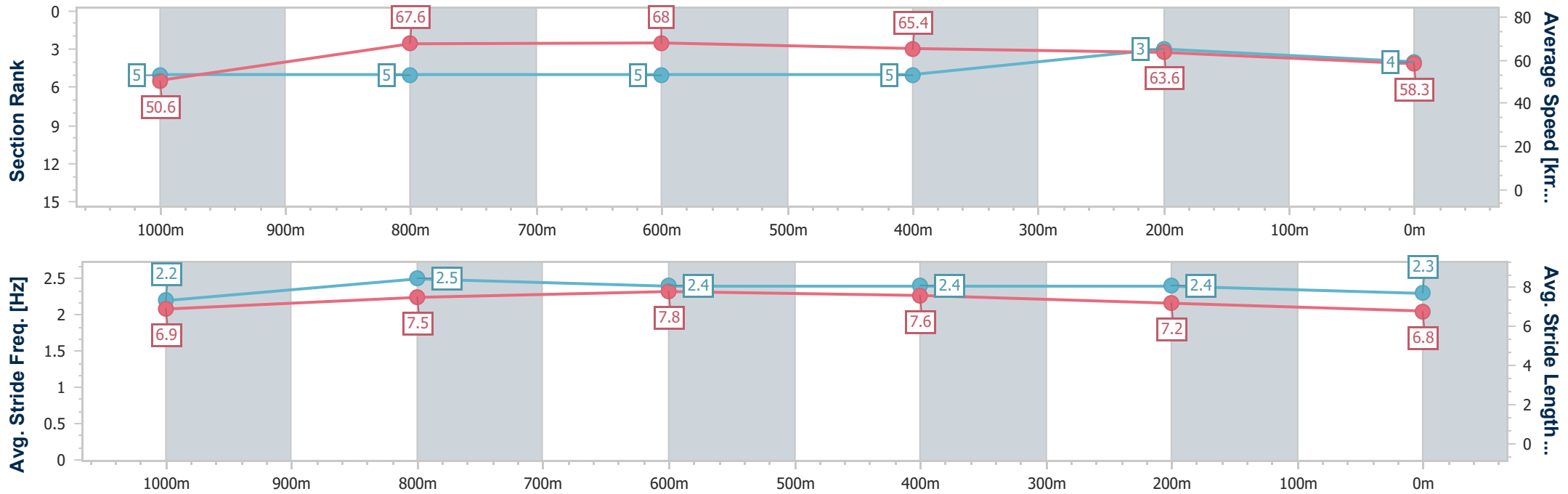
Townsville QLD Professional
Race 7: Lacey Morrision Jockey Of The Year 23-24
BENCHMARK 55 Handicap - 1200m



06 October 2024 - 15:55

Track Rating: Soft 5, Weather: Fine, Rail Position: +2.5m Entire

| Section | Overall | 1000m | 800m | 600m | 400m | 200m |
|------------------------|--------------------------|--------------------------|--------------------------|--------------------------|--------------------------|--------------------------|
| Section Times | 1:10.73 [4] (0:14.28) | 0:56.45 [5] (0:10.75) | 0:45.70 [5] (0:10.69) | 0:35.01 [5] (0:11.21) | 0:23.80 [5] (0:11.46) | 0:12.34 [3] (0:12.34) |
| Average Speed [km/h] | 50.6 | 67.6 | 68.0 | 65.4 | 63.6 | 58.3 |
| Top Speed [km/h] | 65.9 | 69.4 | 70.0 | 67.3 | 65.3 | 62.3 |
| Avg. Dist. to Rail [m] | 7.0 | 1.9 | 1.8 | 3.9 | 6.5 | 9.3 |
| Avg. Stride Freq. [Hz] | 2.2 | 2.5 | 2.4 | 2.4 | 2.4 | 2.3 |
| Avg. Stride Length [m] | 6.9 | 7.5 | 7.8 | 7.6 | 7.2 | 6.8 |



- [] Ranking at each section and finish
- .-.- No data available at this section
- NA No data available



| | |
|--------------------------------|-----------------|
| Horse/Jockey Name | Hit Snooze |
| Final Rank | 5 |
| Fastest Section Time (Section) | 0:10.59 (1000m) |
| Top Speed [km/h] (Section) | 69.1 (1000m) |
| Race State | Finished |



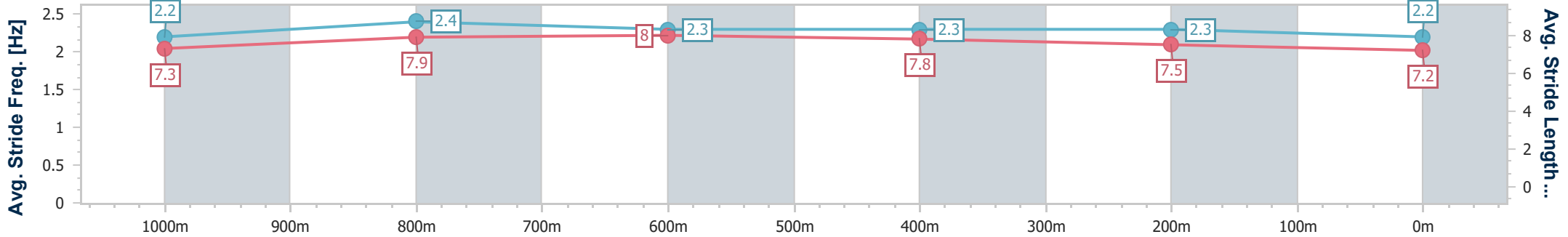
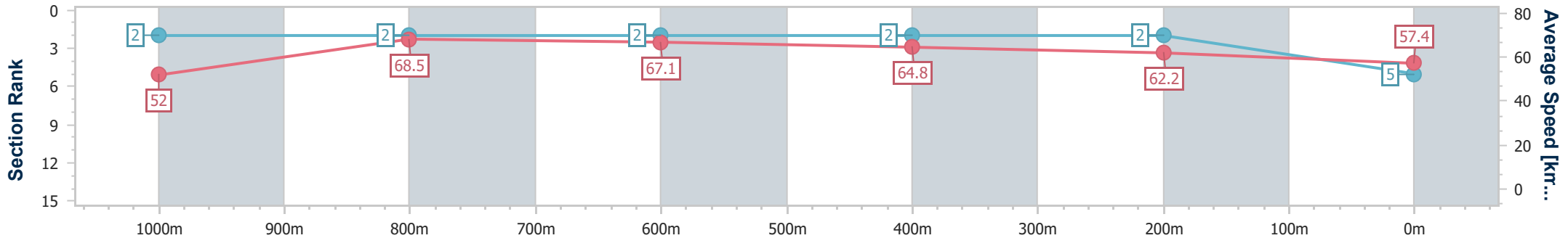
Townsville QLD Professional
Race 7: Lacey Morrision Jockey Of The Year 23-24
BENCHMARK 55 Handicap - 1200m



06 October 2024 - 15:55

Track Rating: Soft 5, Weather: Fine, Rail Position: +2.5m Entire

| Section | Overall | 1000m | 800m | 600m | 400m | 200m |
|------------------------|--------------------------|--------------------------|--------------------------|--------------------------|--------------------------|--------------------------|
| Section Times | 1:10.81 [5] (0:13.89) | 0:56.92 [2] (0:10.59) | 0:46.33 [2] (0:10.81) | 0:35.52 [2] (0:11.31) | 0:24.21 [2] (0:11.66) | 0:12.55 [2] (0:12.55) |
| Average Speed [km/h] | 52.0 | 68.5 | 67.1 | 64.8 | 62.2 | 57.4 |
| Top Speed [km/h] | 68.5 | 69.1 | 67.8 | 66.5 | 64.1 | 60.8 |
| Avg. Dist. to Rail [m] | 5.6 | 1.2 | 1.6 | 3.5 | 5.3 | 6.2 |
| Avg. Stride Freq. [Hz] | 2.2 | 2.4 | 2.3 | 2.3 | 2.3 | 2.2 |
| Avg. Stride Length [m] | 7.3 | 7.9 | 8.0 | 7.8 | 7.5 | 7.2 |



- [] Ranking at each section and finish
- .-.- No data available at this section
- NA No data available



| | |
|--------------------------------|-----------------|
| Horse/Jockey Name | Euromantic |
| Final Rank | 6 |
| Fastest Section Time (Section) | 0:10.68 (1000m) |
| Top Speed [km/h] (Section) | 68.2 (1000m) |
| Race State | Finished |



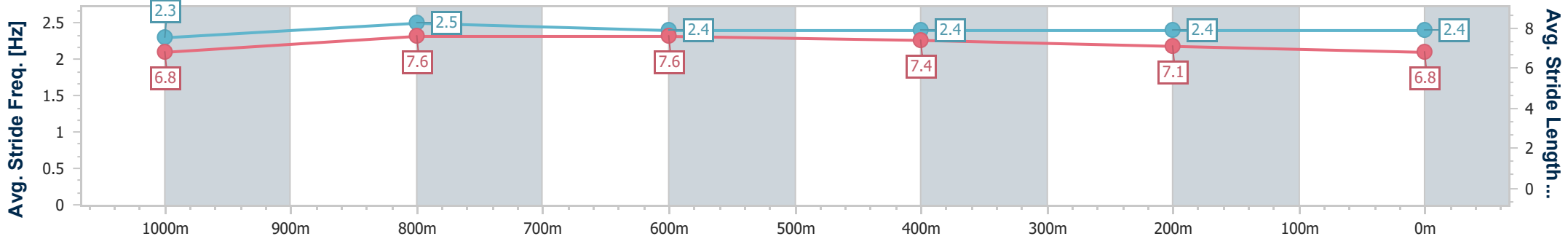
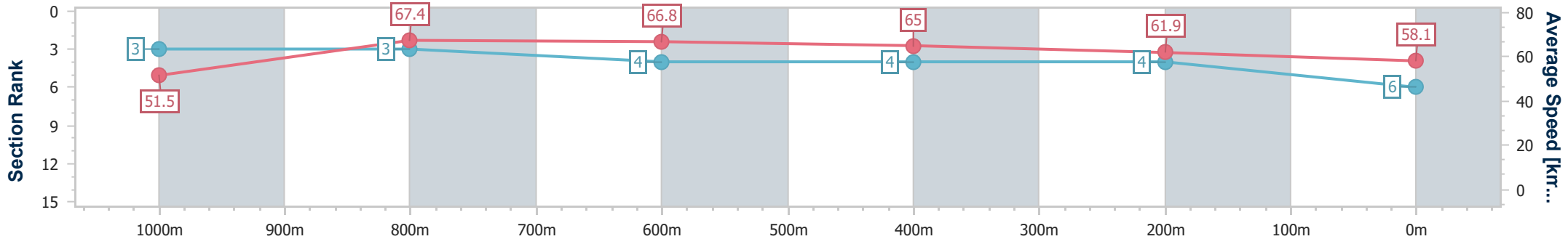
Townsville QLD Professional
Race 7: Lacey Morrision Jockey Of The Year 23-24
BENCHMARK 55 Handicap - 1200m



06 October 2024 - 15:55

Track Rating: Soft 5, Weather: Fine, Rail Position: +2.5m Entire

| Section | Overall | 1000m | 800m | 600m | 400m | 200m |
|------------------------|--------------------------|--------------------------|--------------------------|--------------------------|--------------------------|--------------------------|
| Section Times | 1:10.84 [6] (0:14.01) | 0:56.83 [3] (0:10.68) | 0:46.15 [3] (0:10.80) | 0:35.35 [4] (0:11.23) | 0:24.12 [4] (0:11.71) | 0:12.41 [4] (0:12.41) |
| Average Speed [km/h] | 51.5 | 67.4 | 66.8 | 65.0 | 61.9 | 58.1 |
| Top Speed [km/h] | 67.9 | 68.2 | 68.2 | 66.4 | 63.8 | 60.7 |
| Avg. Dist. to Rail [m] | 3.5 | 0.4 | 0.7 | 2.7 | 4.7 | 5.4 |
| Avg. Stride Freq. [Hz] | 2.3 | 2.5 | 2.4 | 2.4 | 2.4 | 2.4 |
| Avg. Stride Length [m] | 6.8 | 7.6 | 7.6 | 7.4 | 7.1 | 6.8 |



- [] Ranking at each section and finish
- .-.- No data available at this section
- NA No data available



| | |
|--------------------------------|----------------|
| Horse/Jockey Name | Jazz Worthy |
| Final Rank | 7 |
| Fastest Section Time (Section) | 0:10.75 (800m) |
| Top Speed [km/h] (Section) | 67.7 (800m) |
| Race State | Finished |



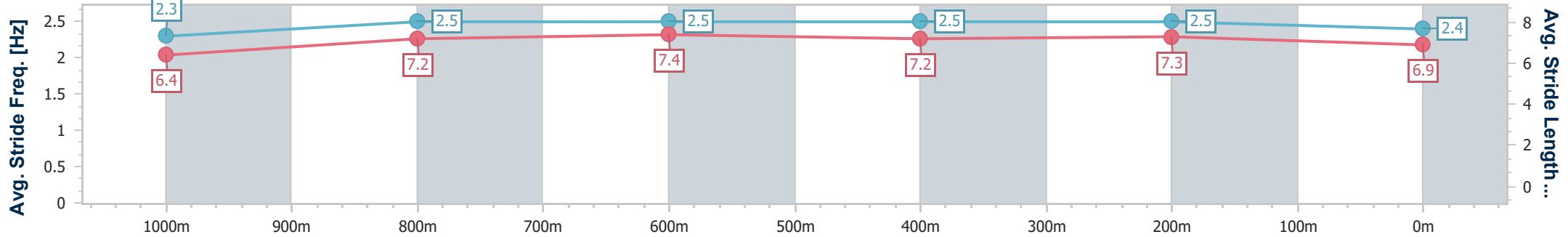
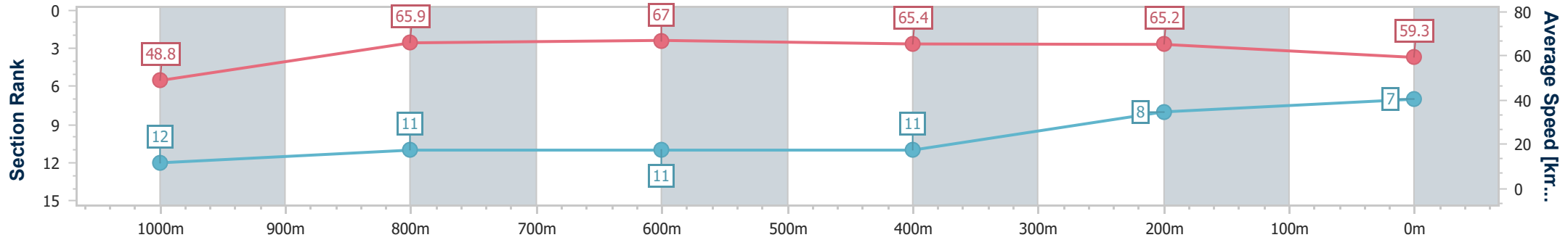
Townsville QLD Professional
Race 7: Lacey Morrision Jockey Of The Year 23-24
BENCHMARK 55 Handicap - 1200m

06 October 2024 - 15:55

Track Rating: Soft 5, Weather: Fine, Rail Position: +2.5m Entire



| Section | Overall | 1000m | 800m | 600m | 400m | 200m |
|------------------------|--------------------------|---------------------------|---------------------------|---------------------------|---------------------------|--------------------------|
| Section Times | 1:10.87 [7] (0:14.80) | 0:56.07 [12] (0:10.91) | 0:45.16 [11] (0:10.75) | 0:34.41 [11] (0:11.11) | 0:23.30 [11] (0:11.15) | 0:12.15 [8] (0:12.15) |
| Average Speed [km/h] | 48.8 | 65.9 | 67.0 | 65.4 | 65.2 | 59.3 |
| Top Speed [km/h] | 64.6 | 67.4 | 67.7 | 67.0 | 65.8 | 64.0 |
| Avg. Dist. to Rail [m] | 5.2 | 0.4 | 0.2 | 2.1 | 5.7 | 10.1 |
| Avg. Stride Freq. [Hz] | 2.3 | 2.5 | 2.5 | 2.5 | 2.5 | 2.4 |
| Avg. Stride Length [m] | 6.4 | 7.2 | 7.4 | 7.2 | 7.3 | 6.9 |



- [] Ranking at each section and finish
- .-.- No data available at this section
- NA No data available



| | |
|--------------------------------|-----------------|
| Horse/Jockey Name | Mirror Illusion |
| Final Rank | 8 |
| Fastest Section Time (Section) | 0:10.74 (800m) |
| Top Speed [km/h] (Section) | 67.8 (1000m) |
| Race State | Finished |



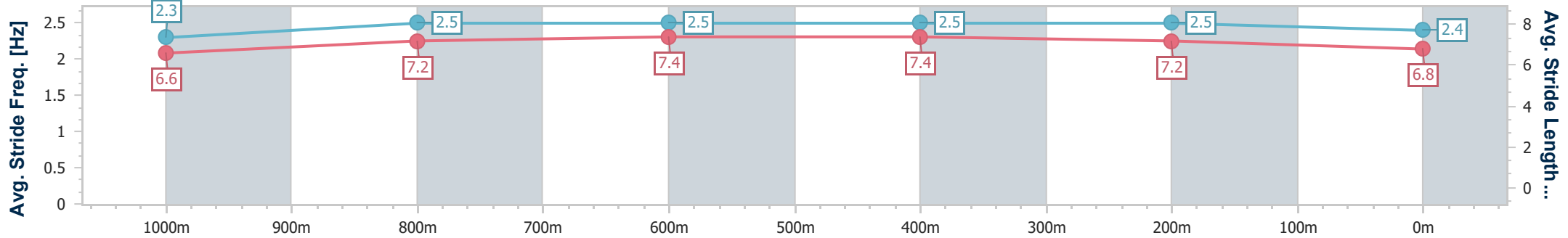
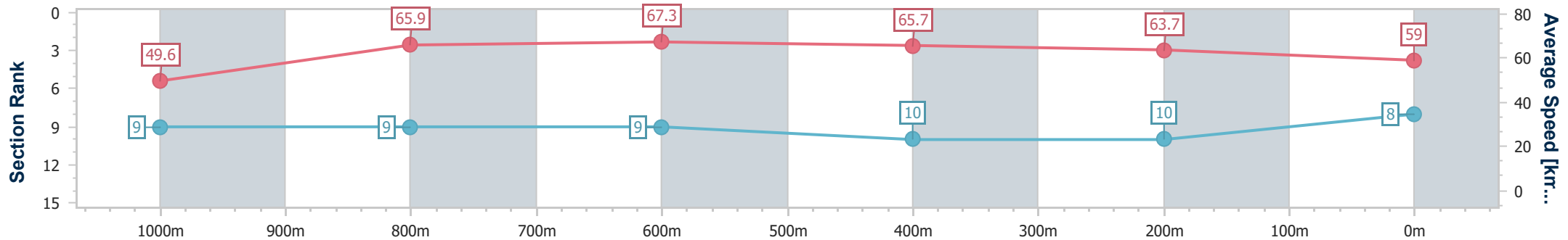
Townsville QLD Professional
Race 7: Lacey Morrision Jockey Of The Year 23-24
BENCHMARK 55 Handicap - 1200m

06 October 2024 - 15:55

Track Rating: Soft 5, Weather: Fine, Rail Position: +2.5m Entire



| Section | Overall | 1000m | 800m | 600m | 400m | 200m |
|------------------------|--------------------------|--------------------------|--------------------------|--------------------------|---------------------------|---------------------------|
| Section Times | 1:11.05 [8] (0:14.54) | 0:56.51 [9] (0:10.94) | 0:45.57 [9] (0:10.74) | 0:34.83 [9] (0:11.17) | 0:23.66 [10] (0:11.45) | 0:12.21 [10] (0:12.21) |
| Average Speed [km/h] | 49.6 | 65.9 | 67.3 | 65.7 | 63.7 | 59.0 |
| Top Speed [km/h] | 65.0 | 67.8 | 67.5 | 67.2 | 65.0 | 62.4 |
| Avg. Dist. to Rail [m] | 5.5 | 0.5 | 0.7 | 4.0 | 7.7 | 10.2 |
| Avg. Stride Freq. [Hz] | 2.3 | 2.5 | 2.5 | 2.5 | 2.5 | 2.4 |
| Avg. Stride Length [m] | 6.6 | 7.2 | 7.4 | 7.4 | 7.2 | 6.8 |



- [] Ranking at each section and finish
- .-.- No data available at this section
- NA No data available



| | |
|--------------------------------|-----------------|
| Horse/Jockey Name | Five Bulls |
| Final Rank | 9 |
| Fastest Section Time (Section) | 0:10.64 (1000m) |
| Top Speed [km/h] (Section) | 68.5 (800m) |
| Race State | Finished |



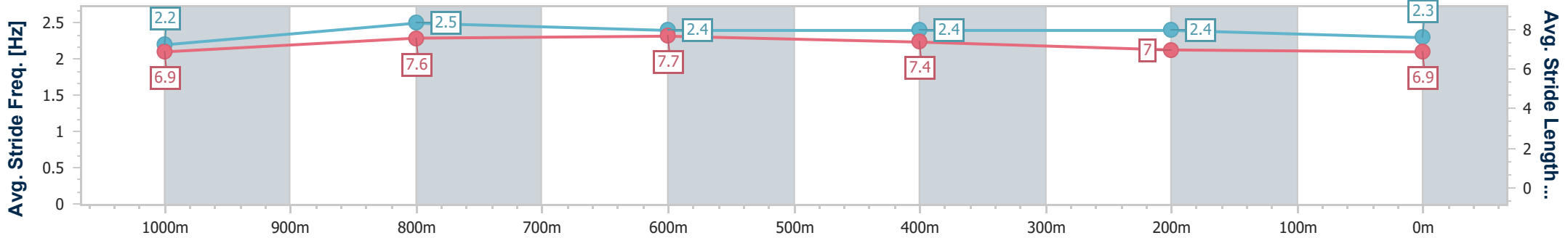
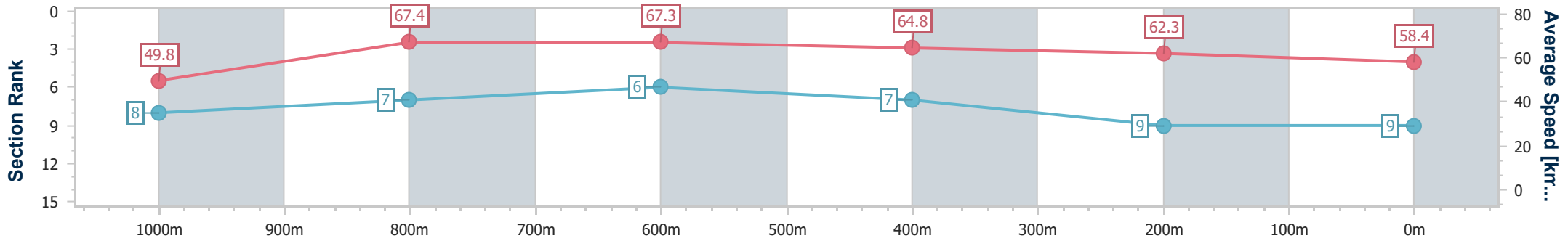
Townsville QLD Professional
Race 7: Lacey Morrision Jockey Of The Year 23-24
BENCHMARK 55 Handicap - 1200m



06 October 2024 - 15:55

Track Rating: Soft 5, Weather: Fine, Rail Position: +2.5m Entire

| Section | Overall | 1000m | 800m | 600m | 400m | 200m |
|------------------------|--------------------------|--------------------------|--------------------------|--------------------------|--------------------------|--------------------------|
| Section Times | 1:11.06 [9] (0:14.47) | 0:56.59 [8] (0:10.64) | 0:45.95 [7] (0:10.71) | 0:35.24 [6] (0:11.27) | 0:23.97 [7] (0:11.64) | 0:12.33 [9] (0:12.33) |
| Average Speed [km/h] | 49.8 | 67.4 | 67.3 | 64.8 | 62.3 | 58.4 |
| Top Speed [km/h] | 66.2 | 68.4 | 68.5 | 66.9 | 63.1 | 61.6 |
| Avg. Dist. to Rail [m] | 4.0 | 0.6 | 0.8 | 2.8 | 4.9 | 8.1 |
| Avg. Stride Freq. [Hz] | 2.2 | 2.5 | 2.4 | 2.4 | 2.4 | 2.3 |
| Avg. Stride Length [m] | 6.9 | 7.6 | 7.7 | 7.4 | 7.0 | 6.9 |



- [] Ranking at each section and finish
- .-.- No data available at this section
- NA No data available



| | |
|--------------------------------|----------------|
| Horse/Jockey Name | Harvesta |
| Final Rank | 10 |
| Fastest Section Time (Section) | 0:10.71 (800m) |
| Top Speed [km/h] (Section) | 68.6 (800m) |
| Race State | Finished |



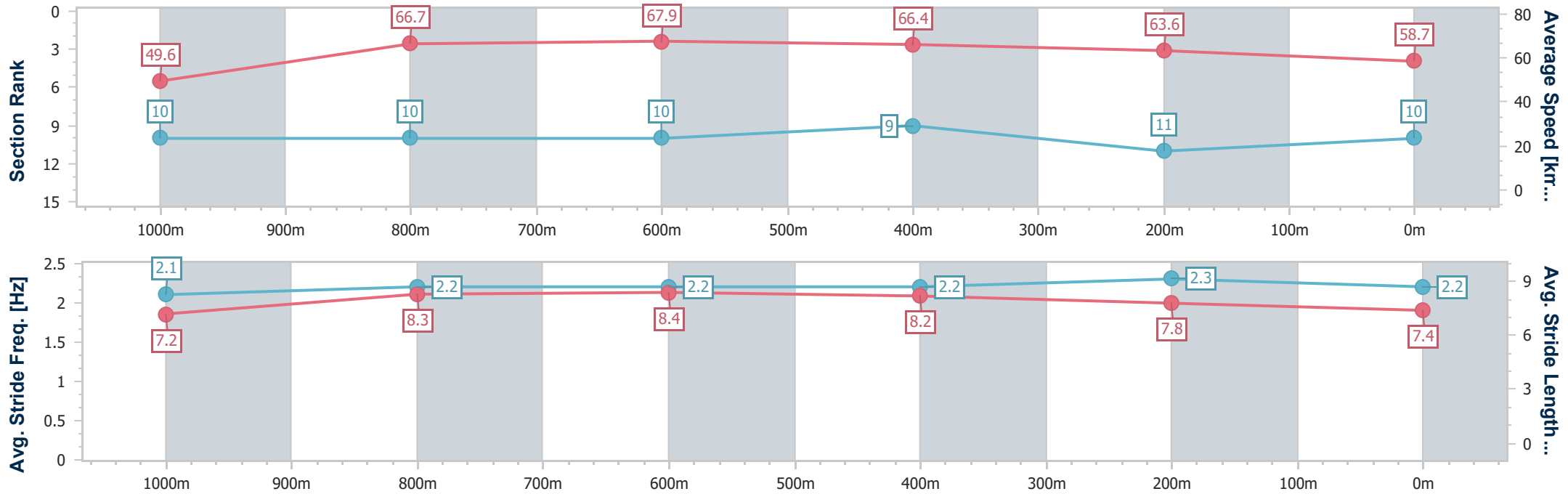
Townsville QLD Professional
Race 7: Lacey Morrision Jockey Of The Year 23-24
BENCHMARK 55 Handicap - 1200m



06 October 2024 - 15:55

Track Rating: Soft 5, Weather: Fine, Rail Position: +2.5m Entire

| Section | Overall | 1000m | 800m | 600m | 400m | 200m |
|------------------------|---------------------------|---------------------------|---------------------------|---------------------------|--------------------------|---------------------------|
| Section Times | 1:11.13 [10] (0:14.57) | 0:56.56 [10] (0:10.97) | 0:45.59 [10] (0:10.71) | 0:34.88 [10] (0:11.10) | 0:23.78 [9] (0:11.50) | 0:12.28 [11] (0:12.28) |
| Average Speed [km/h] | 49.6 | 66.7 | 67.9 | 66.4 | 63.6 | 58.7 |
| Top Speed [km/h] | 65.3 | 68.4 | 68.6 | 68.2 | 64.7 | 62.1 |
| Avg. Dist. to Rail [m] | 8.0 | 2.9 | 1.9 | 5.0 | 9.4 | 12.4 |
| Avg. Stride Freq. [Hz] | 2.1 | 2.2 | 2.2 | 2.2 | 2.3 | 2.2 |
| Avg. Stride Length [m] | 7.2 | 8.3 | 8.4 | 8.2 | 7.8 | 7.4 |



- [] Ranking at each section and finish
- .-.- No data available at this section
- NA No data available



| | |
|--------------------------------|----------------|
| Horse/Jockey Name | Triggerific |
| Final Rank | 11 |
| Fastest Section Time (Section) | 0:10.84 (800m) |
| Top Speed [km/h] (Section) | 67.6 (800m) |
| Race State | Finished |



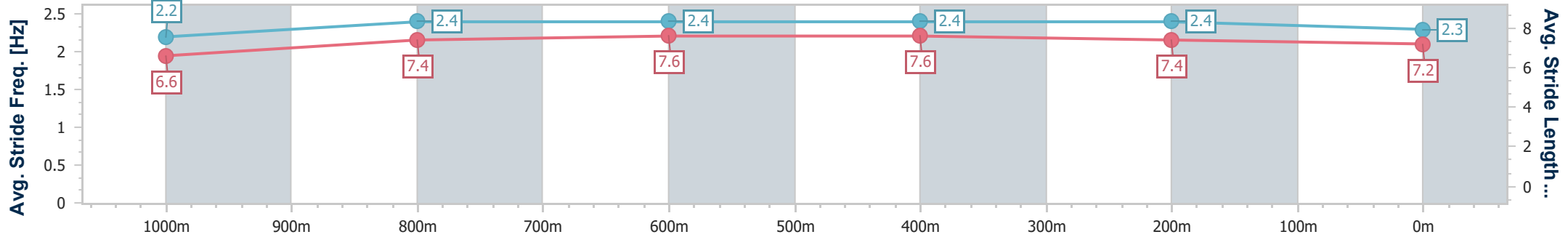
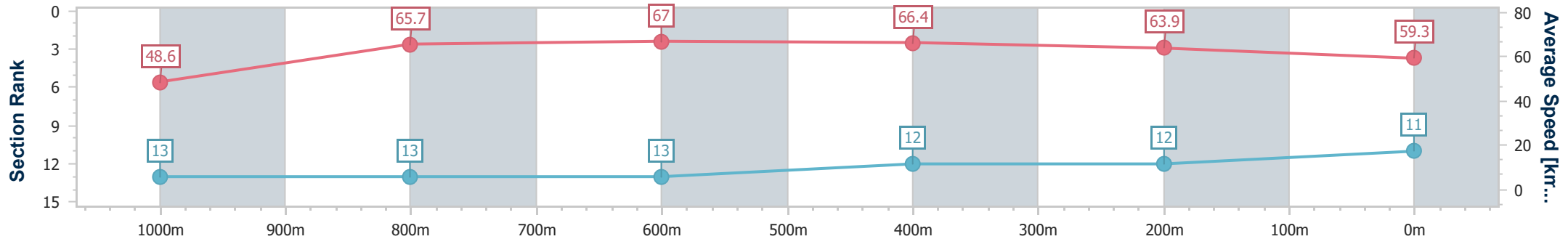
Townsville QLD Professional
Race 7: Lacey Morrision Jockey Of The Year 23-24
BENCHMARK 55 Handicap - 1200m



06 October 2024 - 15:55

Track Rating: Soft 5, Weather: Fine, Rail Position: +2.5m Entire

| Section | Overall | 1000m | 800m | 600m | 400m | 200m |
|------------------------|---------------------------|---------------------------|---------------------------|---------------------------|---------------------------|---------------------------|
| Section Times | 1:11.32 [11] (0:14.86) | 0:56.46 [13] (0:11.05) | 0:45.41 [13] (0:10.84) | 0:34.57 [13] (0:11.03) | 0:23.54 [12] (0:11.38) | 0:12.16 [12] (0:12.16) |
| Average Speed [km/h] | 48.6 | 65.7 | 67.0 | 66.4 | 63.9 | 59.3 |
| Top Speed [km/h] | 64.9 | 67.0 | 67.6 | 67.5 | 65.0 | 63.0 |
| Avg. Dist. to Rail [m] | 6.0 | 1.4 | 1.8 | 3.6 | 6.6 | 9.8 |
| Avg. Stride Freq. [Hz] | 2.2 | 2.4 | 2.4 | 2.4 | 2.4 | 2.3 |
| Avg. Stride Length [m] | 6.6 | 7.4 | 7.6 | 7.6 | 7.4 | 7.2 |



- [] Ranking at each section and finish
- .-.- No data available at this section
- NA No data available



| | |
|--------------------------------|----------------|
| Horse/Jockey Name | Midnight Boom |
| Final Rank | 12 |
| Fastest Section Time (Section) | 0:10.82 (800m) |
| Top Speed [km/h] (Section) | 68.0 (800m) |
| Race State | Finished |



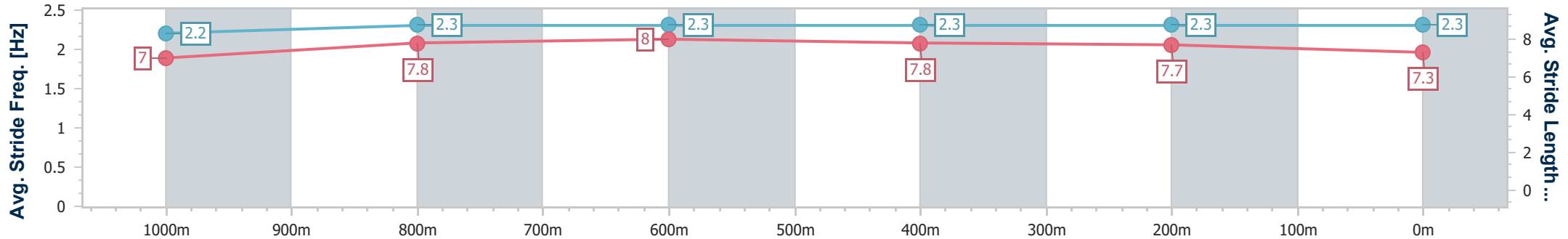
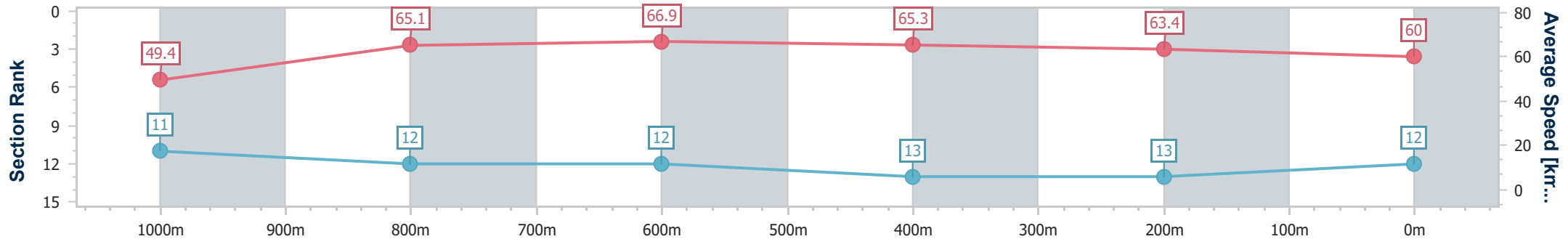
Townsville QLD Professional
Race 7: Lacey Morrision Jockey Of The Year 23-24
BENCHMARK 55 Handicap - 1200m

06 October 2024 - 15:55

Track Rating: Soft 5, Weather: Fine, Rail Position: +2.5m Entire



| Section | Overall | 1000m | 800m | 600m | 400m | 200m |
|------------------------|---------------------------|---------------------------|---------------------------|---------------------------|---------------------------|---------------------------|
| Section Times | 1:11.37 [12] (0:14.64) | 0:56.73 [11] (0:11.14) | 0:45.59 [12] (0:10.82) | 0:34.77 [12] (0:11.27) | 0:23.50 [13] (0:11.50) | 0:12.00 [13] (0:12.00) |
| Average Speed [km/h] | 49.4 | 65.1 | 66.9 | 65.3 | 63.4 | 60.0 |
| Top Speed [km/h] | 64.7 | 66.3 | 68.0 | 67.3 | 65.0 | 64.1 |
| Avg. Dist. to Rail [m] | 6.9 | 1.3 | 1.3 | 4.4 | 7.7 | 11.9 |
| Avg. Stride Freq. [Hz] | 2.2 | 2.3 | 2.3 | 2.3 | 2.3 | 2.3 |
| Avg. Stride Length [m] | 7.0 | 7.8 | 8.0 | 7.8 | 7.7 | 7.3 |



- [] Ranking at each section and finish
- .-.- No data available at this section
- NA No data available



| | |
|--------------------------------|------------------|
| Horse/Jockey Name | Sheez Marvellous |
| Final Rank | 13 |
| Fastest Section Time (Section) | 0:10.62 (1000m) |
| Top Speed [km/h] (Section) | 68.6 (1000m) |
| Race State | Finished |



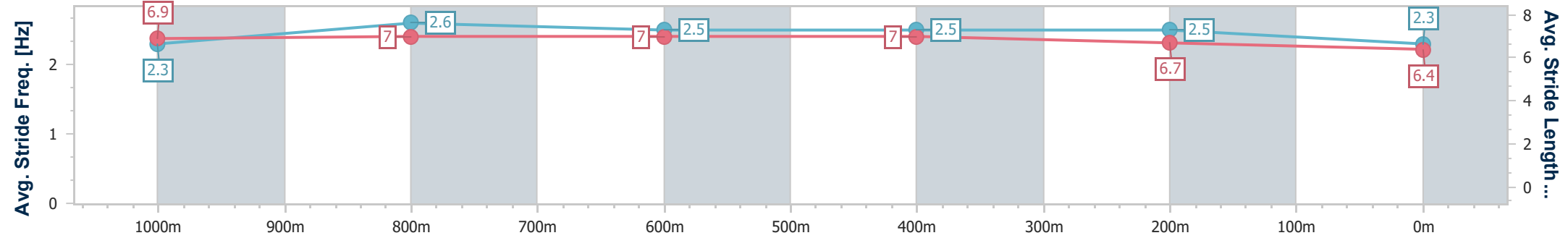
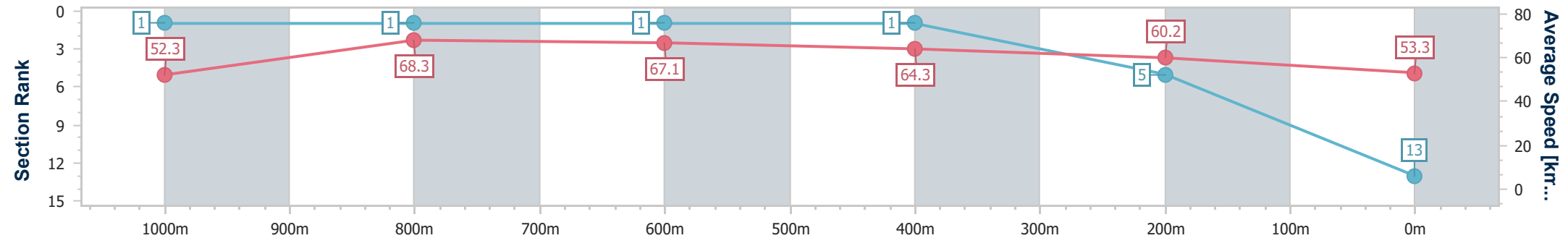
Townsville QLD Professional
Race 7: Lacey Morrision Jockey Of The Year 23-24
BENCHMARK 55 Handicap - 1200m

06 October 2024 - 15:55

Track Rating: Soft 5, Weather: Fine, Rail Position: +2.5m Entire



| Section | Overall | 1000m | 800m | 600m | 400m | 200m |
|------------------------|---------------------------|--------------------------|--------------------------|--------------------------|--------------------------|--------------------------|
| Section Times | 1:11.93 [13] (0:13.79) | 0:58.14 [1] (0:10.62) | 0:47.52 [1] (0:10.73) | 0:36.79 [1] (0:11.27) | 0:25.52 [1] (0:12.02) | 0:13.50 [5] (0:13.50) |
| Average Speed [km/h] | 52.3 | 68.3 | 67.1 | 64.3 | 60.2 | 53.3 |
| Top Speed [km/h] | 68.0 | 68.6 | 67.7 | 65.7 | 63.2 | 57.0 |
| Avg. Dist. to Rail [m] | 3.4 | 1.6 | 0.2 | 0.9 | 3.7 | 4.7 |
| Avg. Stride Freq. [Hz] | 2.3 | 2.6 | 2.5 | 2.5 | 2.5 | 2.3 |
| Avg. Stride Length [m] | 6.9 | 7.0 | 7.0 | 7.0 | 6.7 | 6.4 |



- [] Ranking at each section and finish
- .-.- No data available at this section
- NA No data available