



Townsville QLD Professional

Race 5: Chilli Jam Horse Of The Year 23-24 BENCHMARK 55 Handicap - 1609m

06 October 2024 - 14:46



Track Rating: Soft 5, Weather: Fine, Rail Position: +2.5m Entire

Section														
Field Times	Overall	1400m	1200m	1000m	800m	600m	400m	Last 600m						
	1:36.36 (0:14.89)	1:21.47 (0:11.07)	1:10.40 (0:11.03)	0:59.37 (0:11.35)	0:48.02 (0:11.50)	0:36.52 (0:11.88)	0:24.64 (0:12.35)	0:36.52						
Rank	TAB	Horse/Jockey	Barrier	Top Speed [km/h]	Fastest Section								Distance Travelled [m]	
1	3	GOING NUCLEAR Ryan Wiggins	6	66.0 1200m	0:11.13 1200m	1:36.36 [1] (0:15.23)	1:21.13 [8] (0:11.23)	1:09.90 [7] (0:11.13)	0:58.77 [7] (0:11.45)	0:47.32 [8] (0:11.42)	0:35.90 [6] (0:11.72)	0:24.18 [4] (0:11.89)	0:35.90	
2	4	THE REAL THING Pietro Romeo	9	67.5 1200m	0:10.85 1200m	1:36.88 [2] (0:15.03)	1:21.85 [4] (0:11.13)	1:10.72 [3] (0:10.85)	0:59.87 [2] (0:11.36)	0:48.51 [2] (0:11.53)	0:36.98 [2] (0:11.92)	0:25.06 [2] (0:12.26)	0:36.98	+11
3	13	PLUCKERCARN Chelsea Jokic	2	65.3 1200m	0:11.15 1200m	1:37.00 [3] (0:15.75)	1:21.25 [11] (0:11.35)	1:09.90 [11] (0:11.15)	0:58.75 [11] (0:11.34)	0:47.41 [10] (0:11.35)	0:36.06 [10] (0:11.94)	0:24.12 [10] (0:11.67)	0:36.06	+20
4	8	BRAND NEW Lacey Morrison	7	65.6 1200m	0:11.14 1200m	1:37.18 [4] (0:15.22)	1:21.96 [6] (0:11.23)	1:10.73 [6] (0:11.14)	0:59.59 [6] (0:11.38)	0:48.21 [6] (0:11.51)	0:36.70 [7] (0:11.96)	0:24.74 [6] (0:12.03)	0:36.70	+13
5	7	GIGI FILLE Scott Sheargold	1	65.6 1200m	0:11.17 1200m	1:37.22 [5] (0:14.89)	1:22.33 [1] (0:11.20)	1:11.13 [2] (0:11.17)	0:59.96 [3] (0:11.43)	0:48.53 [3] (0:11.54)	0:36.99 [3] (0:11.80)	0:25.19 [3] (0:12.24)	0:36.99	+5
6	11	VEE EIGHT POWER Jason Taylor	11	65.1 1400m	0:11.17 1200m	1:37.39 [6] (0:15.23)	1:22.16 [7] (0:11.49)	1:10.67 [9] (0:11.17)	0:59.50 [9] (0:11.40)	0:48.10 [9] (0:11.48)	0:36.62 [9] (0:11.95)	0:24.67 [9] (0:12.07)	0:36.62	+10
7	5	TYCOON LAD Ashley Butler	8	66.9 1400m	0:11.03 1200m	1:37.42 [7] (0:14.92)	1:22.50 [2] (0:11.04)	1:11.46 [1] (0:11.03)	1:00.43 [1] (0:11.35)	0:49.08 [1] (0:11.50)	0:37.58 [1] (0:11.88)	0:25.70 [1] (0:12.48)	0:37.58	-3
8	2	VANCOUVER BAY Zac Sprie	13	65.9 1400m	0:11.11 1200m	1:37.45 [8] (0:15.25)	1:22.20 [9] (0:11.28)	1:10.92 [8] (0:11.11)	0:59.81 [8] (0:11.35)	0:48.46 [7] (0:11.55)	0:36.91 [8] (0:12.02)	0:24.89 [7] (0:12.32)	0:36.91	+16
9	12	MISS SHALAA Marnu Potgieter	4	65.4 1200m	0:11.15 1200m	1:37.99 [9] (0:14.96)	1:23.03 [3] (0:11.24)	1:11.79 [4] (0:11.15)	1:00.64 [5] (0:11.42)	0:49.22 [4] (0:11.55)	0:37.67 [4] (0:12.09)	0:25.58 [5] (0:12.56)	0:37.67	+5
10	9	PATTI WAGGIN Justin Huxtable	5	66.0 1400m	0:11.12 1200m	1:38.74 [10] (0:15.05)	1:23.69 [5] (0:11.16)	1:12.53 [5] (0:11.12)	1:01.41 [4] (0:11.46)	0:49.95 [5] (0:11.60)	0:38.35 [5] (0:12.27)	0:26.08 [8] (0:12.66)	0:38.35	+15

Scratched: Strathcona (#6), Disonic (#1)

[] Ranking at each section and finish
 -:-:- No data available at this section
 NA No data available

SCN Saddle cloth number
 DNF Did not finish
 DNT Did not track



Townsville QLD Professional

Race 5: Chilli Jam Horse Of The Year 23-24 BENCHMARK 55 Handicap - 1609m

06 October 2024 - 14:46



Track Rating: Soft 5, Weather: Fine, Rail Position: +2.5m Entire

Section	Overall	1400m	1200m	1000m	800m	600m	400m	Last 600m
Field Times	1:36.36 (0:14.89)	1:21.47 (0:11.07)	1:10.40 (0:11.03)	0:59.37 (0:11.35)	0:48.02 (0:11.50)	0:36.52 (0:11.88)	0:24.64 (0:12.35)	0:36.52

Rank	TAB	Horse/Jockey	Barrier	Top Speed [km/h]	Fastest Section	Distance Travelled [m]
11	10	FERGYLISCIOUS Nathan Thomas	3	65.7 1400m	0:11.27 1400m (0:15.56)	+20

Scratched: Strathcona (#6), Disonic (#1)

[] Ranking at each section and finish
 -:-:-:- No data available at this section
 NA No data available

SCN Saddle cloth number
 DNF Did not finish
 DNT Did not track



Townsville QLD Professional

Race 5: Chilli Jam Horse Of The Year 23-24 BENCHMARK 55 Handicap - 1609m

06 October 2024 - 14:46



Track Rating: Soft 5, Weather: Fine, Rail Position: +2.5m Entire

Section							200m			Last 600m
Field Times							0:12.29			0:36.52
							(0:12.29)			
Rank	TAB	Horse/Jockey	Barrier	Top Speed [km/h]	Fastest Section	Margin				Distance Travelled [m]
1	3	GOING NUCLEAR	6	66.0	0:11.13	0:12.29 [1]	1:36.36			0:35.90
		Ryan Wiggins		1200m	1200m	(0:12.29)				
2	4	THE REAL THING	9	67.5	0:10.85	0:12.80 [2]	3.06L			0:36.98 +11
		Pietro Romeo		1200m	1200m	(0:12.80)				
3	13	PLUCKERCARN	2	65.3	0:11.15	0:12.45 [6]	3.79L			0:36.06 +20
		Chelsea Jokic		1200m	1200m	(0:12.45)				
4	8	BRAND NEW	7	65.6	0:11.14	0:12.71 [5]	4.85L			0:36.70 +13
		Lacey Morrison		1200m	1200m	(0:12.71)				
5	7	GIGI FILLE	1	65.6	0:11.17	0:12.95 [4]	5.09L			0:36.99 +5
		Scott Sheargold		1200m	1200m	(0:12.95)				
6	11	VEE EIGHT POWER	11	65.1	0:11.17	0:12.60 [7]	6.07L			0:36.62 +10
		Jason Taylor		1400m	1200m	(0:12.60)				
7	5	TYCOON LAD	8	66.9	0:11.03	0:13.22 [3]	6.29L			0:37.58 -3
		Ashley Butler		1400m	1200m	(0:13.22)				
8	2	VANCOUVER BAY	13	65.9	0:11.11	0:12.57 [8]	6.41L			0:36.91 +16
		Zac Sprie		1400m	1200m	(0:12.57)				
9	12	MISS SHALAA	4	65.4	0:11.15	0:13.02 [9]	9.64L			0:37.67 +5
		Marnu Potgieter		1200m	1200m	(0:13.02)				
10	9	PATTI WAGGIN	5	66.0	0:11.12	0:13.42 [10]	14.05L			0:38.35 +15
		Justin Huxtable		1400m	1200m	(0:13.42)				

Scratched: Strathcona (#6), Diasonic (#1)

Report Created: Sun 6 October 2024 15:12 GMT+1 (Note: Timing is based on position data)

Page 3/15

[] Ranking at each section and finish
 -:-:- No data available at this section
 NA No data available

SCN Saddle cloth number
 DNF Did not finish
 DNT Did not track

data processed by  TRIPLESDATA



Townsville QLD Professional
Race 5: Chilli Jam Horse Of The Year 23-24 BENCHMARK 55 Handicap - 1609m
06 October 2024 - 14:46



Track Rating: Soft 5, Weather: Fine, Rail Position: +2.5m Entire

Section		200m		Last 600m		
Field Times		0:12.29 (0:12.29)		0:36.52		
Rank	TAB Horse/Jockey	Barrier	Top Speed [km/h]	Fastest Section	Margin	Distance Travelled [m]
11	10 FERGYLISCIOUS	3	65.7	0:11.27	0:14.32 [11]	21.63L
	Nathan Thomas		1400m	1400m	(0:14.32)	0:38.91 +20

Scratched: Strathcona (#6), Disonic (#1)

[] Ranking at each section and finish
 -:-:- No data available at this section
 NA No data available

SCN Saddle cloth number
 DNF Did not finish
 DNT Did not track



Horse/Jockey Name	Going Nuclear
Final Rank	1
Fastest Section Time (Section)	0:11.13 (1200m)
Top Speed [km/h] (Section)	66.0 (1200m)
Race State	Finished



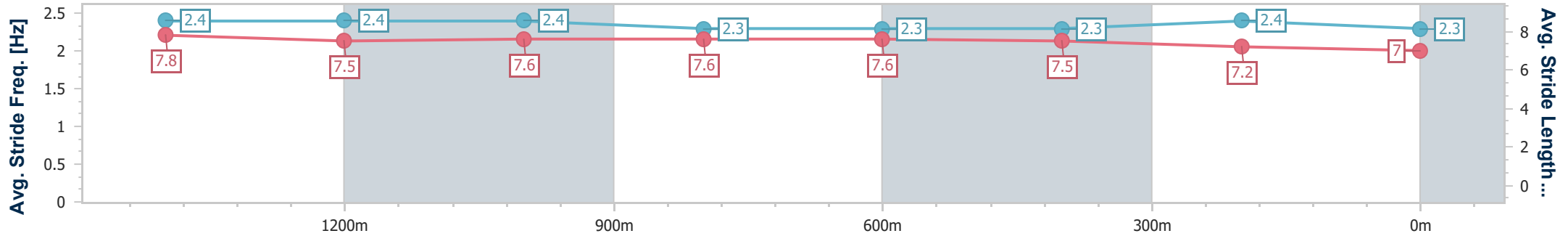
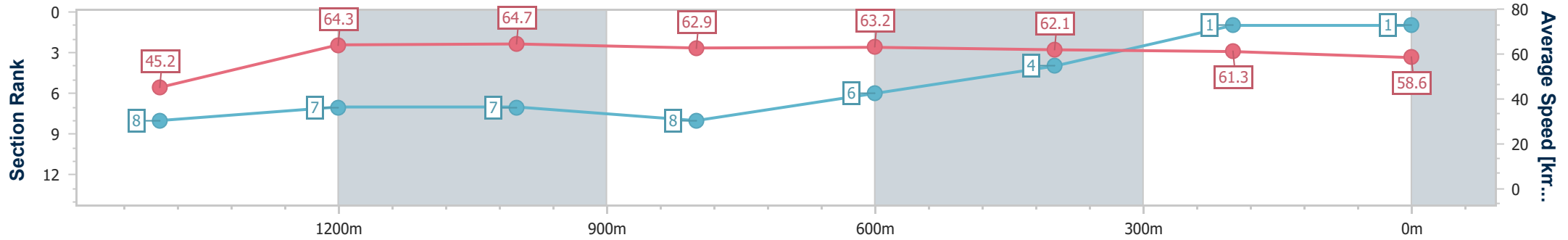
Townsville QLD Professional
Race 5: Chilli Jam Horse Of The Year 23-24 BENCHMARK 55
Handicap - 1609m



06 October 2024 - 14:46

Track Rating: Soft 5, Weather: Fine, Rail Position: +2.5m Entire

Section	Overall	1400m	1200m	1000m	800m	600m	400m	200m
Section Times	1:36.36 [1] (0:15.23)	1:21.13 [8] (0:11.23)	1:09.90 [7] (0:11.13)	0:58.77 [7] (0:11.45)	0:47.32 [8] (0:11.42)	0:35.90 [6] (0:11.72)	0:24.18 [4] (0:11.89)	0:12.29 [1] (0:12.29)
Average Speed [km/h]	45.2	64.3	64.7	62.9	63.2	62.1	61.3	58.6
Top Speed [km/h]	63.8	65.5	66.0	64.2	64.1	63.1	61.8	60.8
Avg. Dist. to Rail [m]	6.0	1.2	0.6	0.2	0.8	2.1	6.5	6.1
Avg. Stride Freq. [Hz]	2.4	2.4	2.4	2.3	2.3	2.3	2.4	2.3
Avg. Stride Length [m]	7.8	7.5	7.6	7.6	7.6	7.5	7.2	7.0



- [] Ranking at each section and finish
- .-.- No data available at this section
- NA No data available



Horse/Jockey Name	The Real Thing
Final Rank	2
Fastest Section Time (Section)	0:10.85 (1200m)
Top Speed [km/h] (Section)	67.5 (1200m)
Race State	Finished



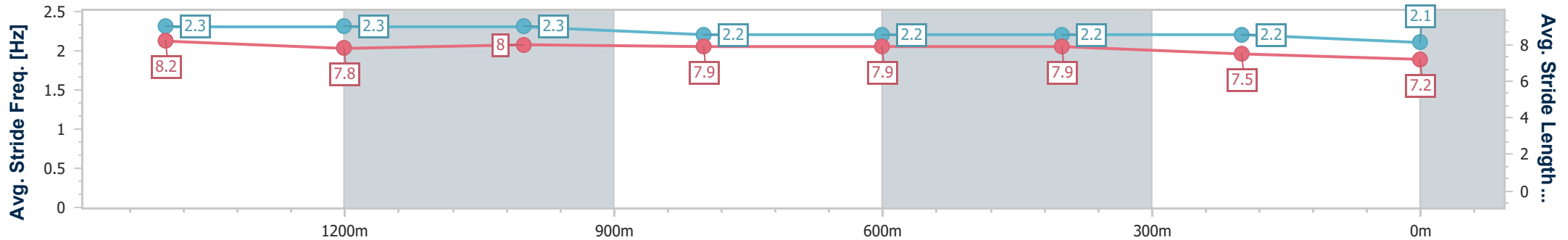
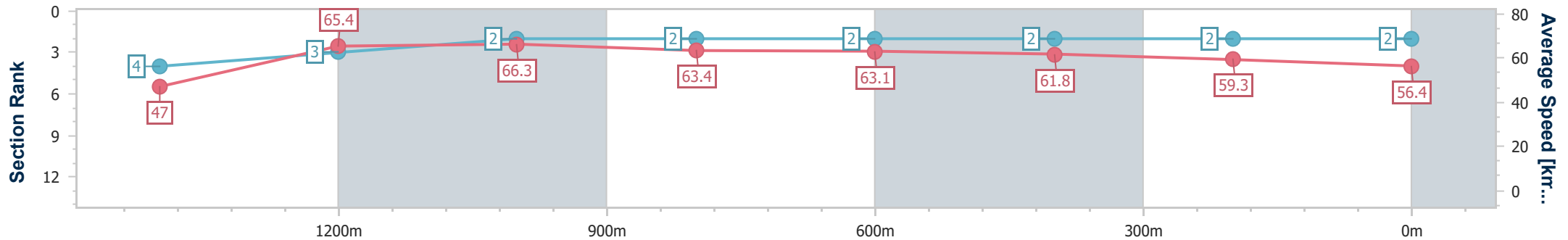
Townsville QLD Professional
Race 5: Chilli Jam Horse Of The Year 23-24 BENCHMARK 55
Handicap - 1609m



06 October 2024 - 14:46

Track Rating: Soft 5, Weather: Fine, Rail Position: +2.5m Entire

Section	Overall	1400m	1200m	1000m	800m	600m	400m	200m
Section Times	1:36.88 [2] (0:15.03)	1:21.85 [4] (0:11.13)	1:10.72 [3] (0:10.85)	0:59.87 [2] (0:11.36)	0:48.51 [2] (0:11.53)	0:36.98 [2] (0:11.92)	0:25.06 [2] (0:12.26)	0:12.80 [2] (0:12.80)
Average Speed [km/h]	47.0	65.4	66.3	63.4	63.1	61.8	59.3	56.4
Top Speed [km/h]	63.9	67.2	67.5	64.4	63.6	62.9	60.5	58.5
Avg. Dist. to Rail [m]	9.1	3.6	1.5	0.3	2.1	4.5	5.8	5.3
Avg. Stride Freq. [Hz]	2.3	2.3	2.3	2.2	2.2	2.2	2.2	2.1
Avg. Stride Length [m]	8.2	7.8	8.0	7.9	7.9	7.9	7.5	7.2



- [] Ranking at each section and finish
- .-.- No data available at this section
- NA No data available



Horse/Jockey Name	Pluckercarn
Final Rank	3
Fastest Section Time (Section)	0:11.15 (1200m)
Top Speed [km/h] (Section)	65.3 (1200m)
Race State	Finished



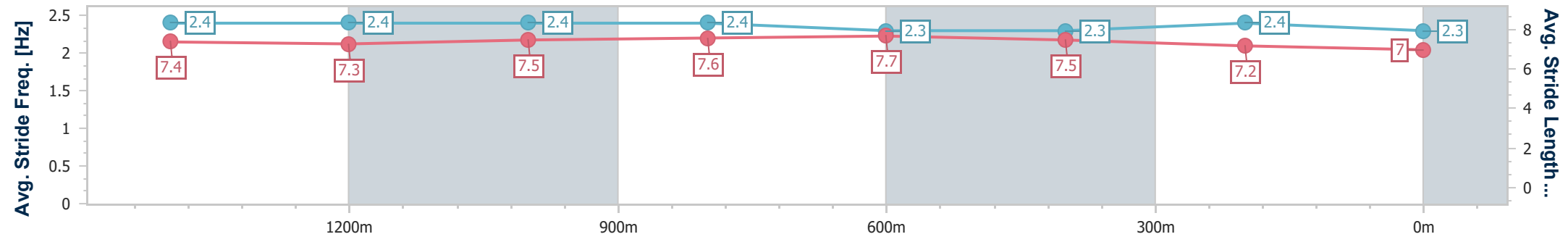
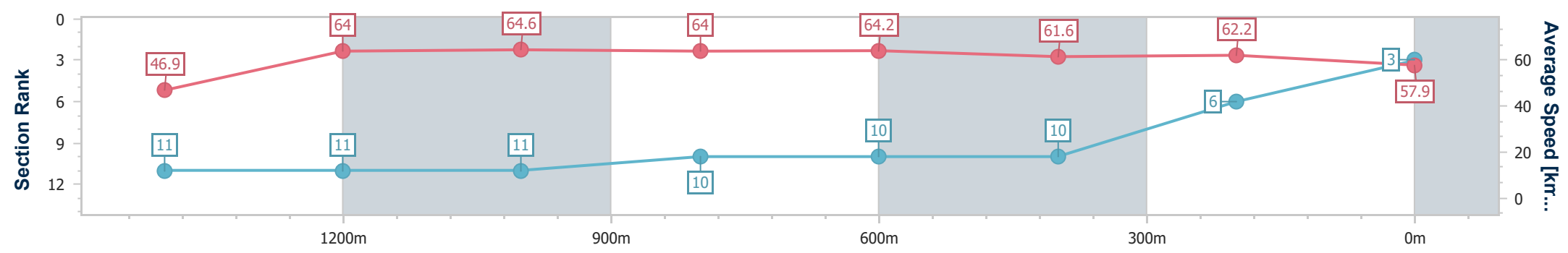
Townsville QLD Professional
 Race 5: Chilli Jam Horse Of The Year 23-24 BENCHMARK 55
 Handicap - 1609m



06 October 2024 - 14:46

Track Rating: Soft 5, Weather: Fine, Rail Position: +2.5m Entire

Section	Overall	1400m	1200m	1000m	800m	600m	400m	200m					
Section Times	1:37.00 [3] (0:15.75)	1:21.25 [11] (0:11.35)	1:09.90 [11] (0:11.15)	0:58.75 [11] (0:11.34)	0:47.41 [10] (0:11.35)	0:36.06 [10] (0:11.94)	0:24.12 [10] (0:11.67)	0:12.45 [6] (0:12.45)					
Average Speed [km/h]	46.9	64.0	64.6	64.0	64.2	61.6	62.2	57.9					
Top Speed [km/h]	62.6	64.7	65.3	65.2	65.3	62.6	63.5	59.2					
Avg. Dist. to Rail [m]	6.1	3.1	2.0	1.5	2.4	4.4	4.8	6.7					
Avg. Stride Freq. [Hz]	2.4	2.4	2.4	2.4	2.3	2.3	2.4	2.3					
Avg. Stride Length [m]	7.4	7.3	7.5	7.6	7.7	7.5	7.2	7.0					



- [] Ranking at each section and finish
- .-.- No data available at this section
- NA No data available



Horse/Jockey Name	Brand New
Final Rank	4
Fastest Section Time (Section)	0:11.14 (1200m)
Top Speed [km/h] (Section)	65.6 (1200m)
Race State	Finished



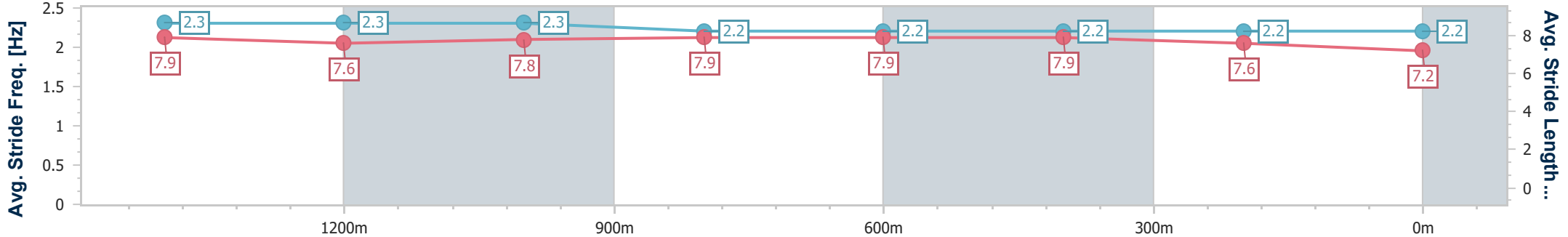
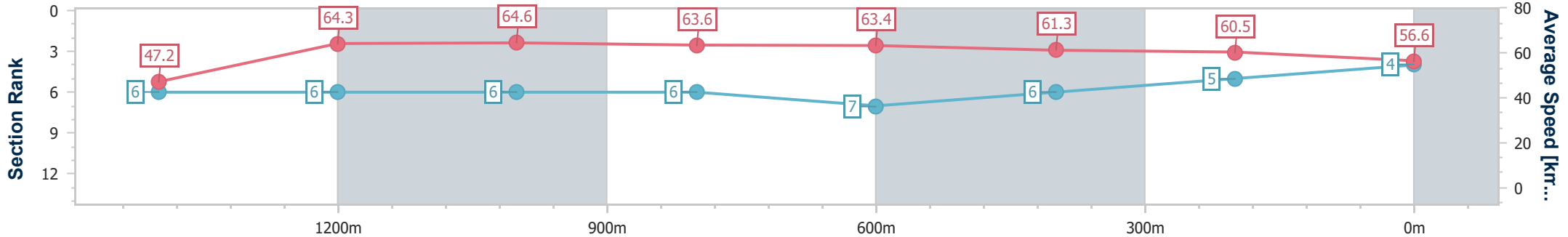
Townsville QLD Professional
 Race 5: Chilli Jam Horse Of The Year 23-24 BENCHMARK 55
 Handicap - 1609m



06 October 2024 - 14:46

Track Rating: Soft 5, Weather: Fine, Rail Position: +2.5m Entire

Section	Overall	1400m	1200m	1000m	800m	600m	400m	200m
Section Times	1:37.18 [4] (0:15.22)	1:21.96 [6] (0:11.23)	1:10.73 [6] (0:11.14)	0:59.59 [6] (0:11.38)	0:48.21 [6] (0:11.51)	0:36.70 [7] (0:11.96)	0:24.74 [6] (0:12.03)	0:12.71 [5] (0:12.71)
Average Speed [km/h]	47.2	64.3	64.6	63.6	63.4	61.3	60.5	56.6
Top Speed [km/h]	64.2	65.3	65.6	64.0	64.3	62.5	62.5	58.7
Avg. Dist. to Rail [m]	7.0	1.0	1.2	0.9	2.9	3.9	6.5	7.9
Avg. Stride Freq. [Hz]	2.3	2.3	2.3	2.2	2.2	2.2	2.2	2.2
Avg. Stride Length [m]	7.9	7.6	7.8	7.9	7.9	7.9	7.6	7.2



- [] Ranking at each section and finish
- .-.- No data available at this section
- NA No data available



Horse/Jockey Name	Gigi Fille
Final Rank	5
Fastest Section Time (Section)	0:11.17 (1200m)
Top Speed [km/h] (Section)	65.6 (1200m)
Race State	Finished



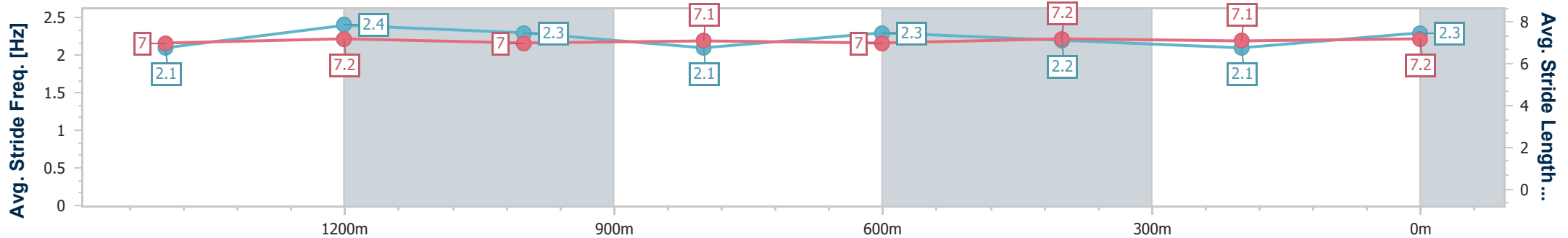
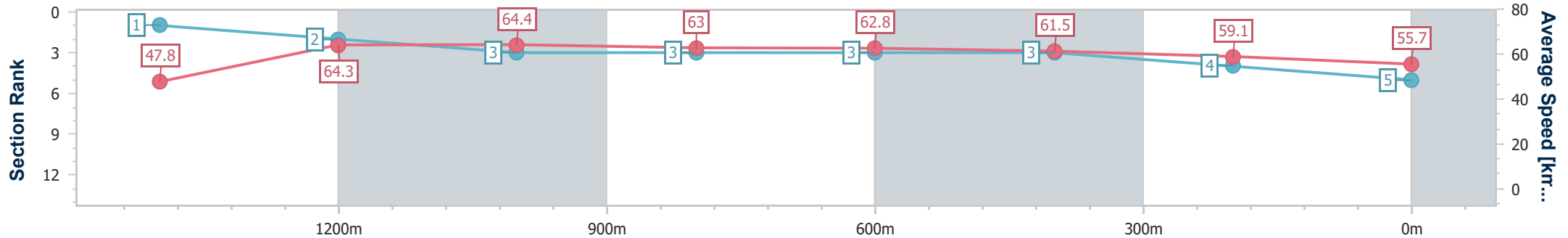
Townsville QLD Professional
 Race 5: Chilli Jam Horse Of The Year 23-24 BENCHMARK 55
 Handicap - 1609m



06 October 2024 - 14:46

Track Rating: Soft 5, Weather: Fine, Rail Position: +2.5m Entire

Section	Overall	1400m	1200m	1000m	800m	600m	400m	200m					
Section Times	1:37.22 [5] (0:14.89)	1:22.33 [1] (0:11.20)	1:11.13 [2] (0:11.17)	0:59.96 [3] (0:11.43)	0:48.53 [3] (0:11.54)	0:36.99 [3] (0:11.80)	0:25.19 [3] (0:12.24)	0:12.95 [4] (0:12.95)					
Average Speed [km/h]	47.8	64.3	64.4	63.0	62.8	61.5	59.1	55.7					
Top Speed [km/h]	64.8	64.7	65.6	63.5	63.2	62.4	60.4	57.6					
Avg. Dist. to Rail [m]	2.9	0.2	0.7	0.6	1.4	1.6	3.5	4.1					
Avg. Stride Freq. [Hz]	2.1	2.4	2.3	2.1	2.3	2.2	2.1	2.3					
Avg. Stride Length [m]	7.0	7.2	7.0	7.1	7.0	7.2	7.1	7.2					



- [] Ranking at each section and finish
- .-.- No data available at this section
- NA No data available



Horse/Jockey Name	Vee Eight Power
Final Rank	6
Fastest Section Time (Section)	0:11.17 (1200m)
Top Speed [km/h] (Section)	65.1 (1400m)
Race State	Finished



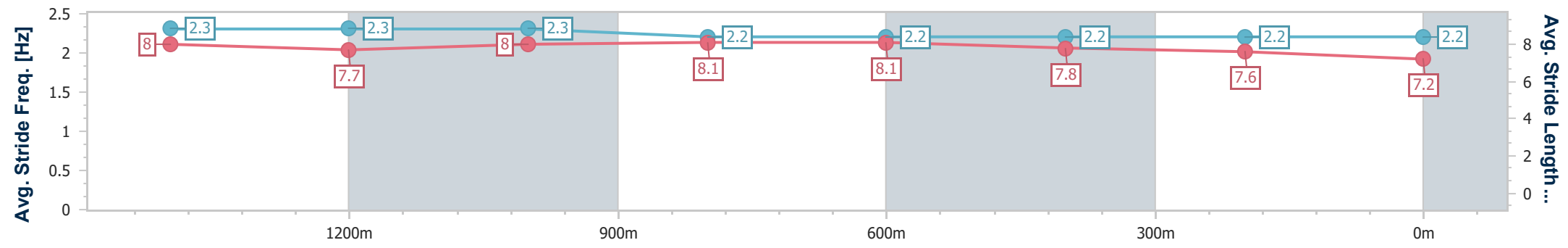
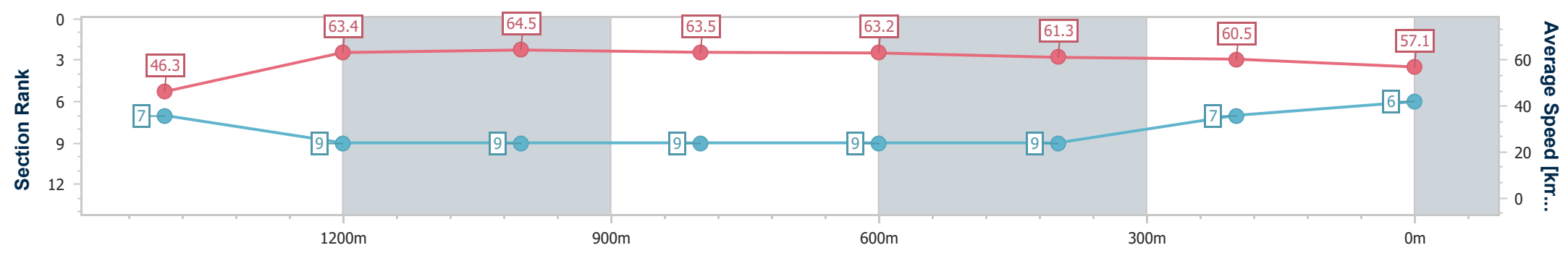
Townsville QLD Professional
Race 5: Chilli Jam Horse Of The Year 23-24 BENCHMARK 55
Handicap - 1609m



06 October 2024 - 14:46

Track Rating: Soft 5, Weather: Fine, Rail Position: +2.5m Entire

Section	Overall	1400m	1200m	1000m	800m	600m	400m	200m					
Section Times	1:37.39 [6] (0:15.23)	1:22.16 [7] (0:11.49)	1:10.67 [9] (0:11.17)	0:59.50 [9] (0:11.40)	0:48.10 [9] (0:11.48)	0:36.62 [9] (0:11.95)	0:24.67 [9] (0:12.07)	0:12.60 [7] (0:12.60)					
Average Speed [km/h]	46.3	63.4	64.5	63.5	63.2	61.3	60.5	57.1					
Top Speed [km/h]	62.5	65.1	65.0	64.4	63.7	62.8	61.2	59.8					
Avg. Dist. to Rail [m]	11.0	3.0	1.7	1.2	1.4	3.5	7.8	8.8					
Avg. Stride Freq. [Hz]	2.3	2.3	2.3	2.2	2.2	2.2	2.2	2.2					
Avg. Stride Length [m]	8.0	7.7	8.0	8.1	8.1	7.8	7.6	7.2					



- [] Ranking at each section and finish
- .-.- No data available at this section
- NA No data available



Horse/Jockey Name	Tycoon Lad
Final Rank	7
Fastest Section Time (Section)	0:11.03 (1200m)
Top Speed [km/h] (Section)	66.9 (1400m)
Race State	Finished



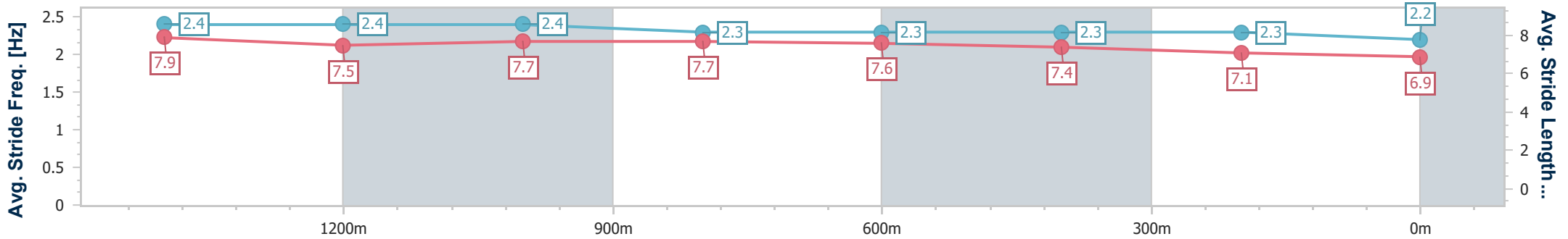
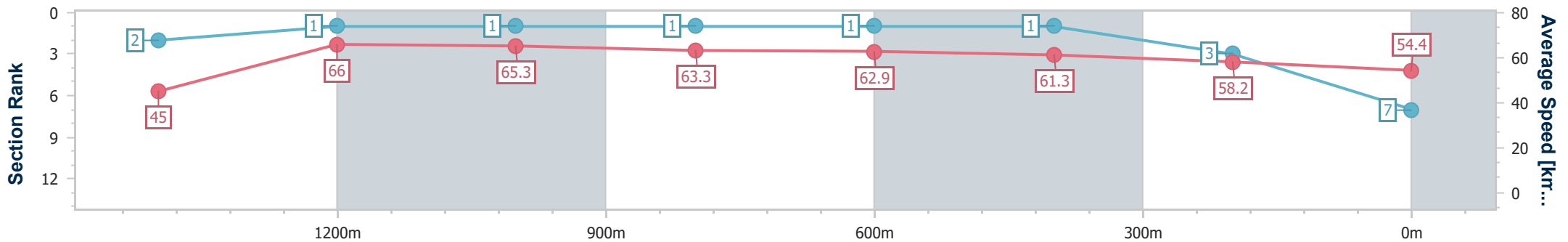
Townsville QLD Professional
 Race 5: Chilli Jam Horse Of The Year 23-24 BENCHMARK 55
 Handicap - 1609m



06 October 2024 - 14:46

Track Rating: Soft 5, Weather: Fine, Rail Position: +2.5m Entire

Section	Overall	1400m	1200m	1000m	800m	600m	400m	200m
Section Times	1:37.42 [7] (0:14.92)	1:22.50 [2] (0:11.04)	1:11.46 [1] (0:11.03)	1:00.43 [1] (0:11.35)	0:49.08 [1] (0:11.50)	0:37.58 [1] (0:11.88)	0:25.70 [1] (0:12.48)	0:13.22 [3] (0:13.22)
Average Speed [km/h]	45.0	66.0	65.3	63.3	62.9	61.3	58.2	54.4
Top Speed [km/h]	64.9	66.9	65.9	64.4	63.4	62.8	59.7	56.4
Avg. Dist. to Rail [m]	7.9	4.6	1.6	0.2	0.6	2.6	4.4	4.3
Avg. Stride Freq. [Hz]	2.4	2.4	2.4	2.3	2.3	2.3	2.3	2.2
Avg. Stride Length [m]	7.9	7.5	7.7	7.7	7.6	7.4	7.1	6.9



- [] Ranking at each section and finish
- .-.- No data available at this section
- NA No data available



Horse/Jockey Name	Vancouver Bay
Final Rank	8
Fastest Section Time (Section)	0:11.11 (1200m)
Top Speed [km/h] (Section)	65.9 (1400m)
Race State	Finished



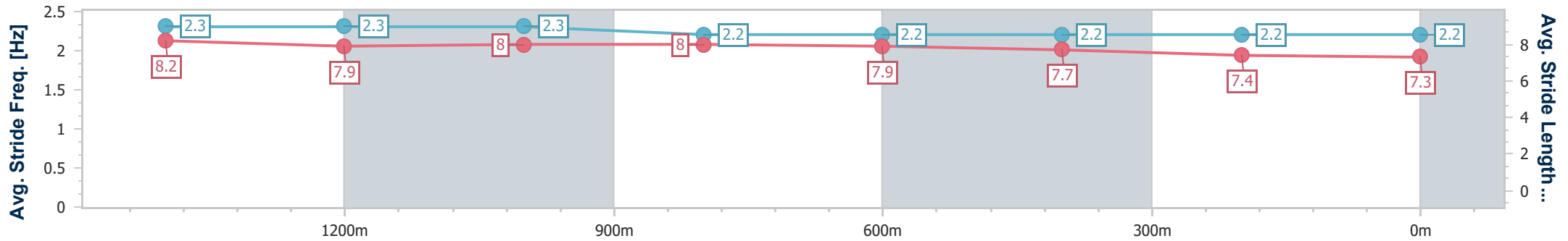
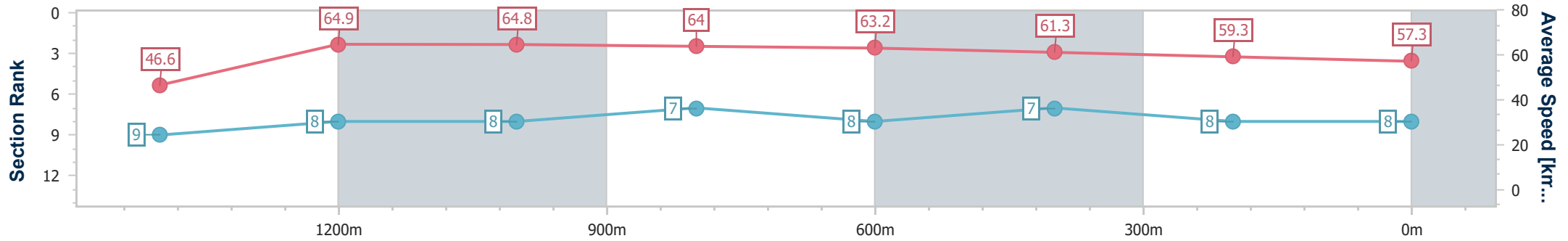
Townsville QLD Professional
 Race 5: Chilli Jam Horse Of The Year 23-24 BENCHMARK 55
 Handicap - 1609m



06 October 2024 - 14:46

Track Rating: Soft 5, Weather: Fine, Rail Position: +2.5m Entire

Section	Overall	1400m	1200m	1000m	800m	600m	400m	200m
Section Times	1:37.45 [8] (0:15.25)	1:22.20 [9] (0:11.28)	1:10.92 [8] (0:11.11)	0:59.81 [8] (0:11.35)	0:48.46 [7] (0:11.55)	0:36.91 [8] (0:12.02)	0:24.89 [7] (0:12.32)	0:12.57 [8] (0:12.57)
Average Speed [km/h]	46.6	64.9	64.8	64.0	63.2	61.3	59.3	57.3
Top Speed [km/h]	63.5	65.9	65.7	64.8	64.1	62.2	60.3	59.9
Avg. Dist. to Rail [m]	11.5	4.6	2.3	1.7	2.9	4.9	8.1	8.8
Avg. Stride Freq. [Hz]	2.3	2.3	2.3	2.2	2.2	2.2	2.2	2.2
Avg. Stride Length [m]	8.2	7.9	8.0	8.0	7.9	7.7	7.4	7.3



- [] Ranking at each section and finish
- .-.- No data available at this section
- NA No data available



Horse/Jockey Name	Miss Shalaa
Final Rank	9
Fastest Section Time (Section)	0:11.15 (1200m)
Top Speed [km/h] (Section)	65.4 (1200m)
Race State	Finished



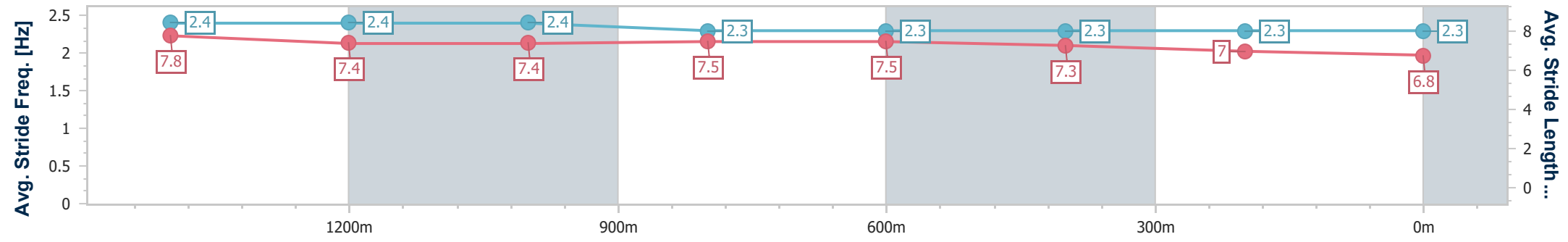
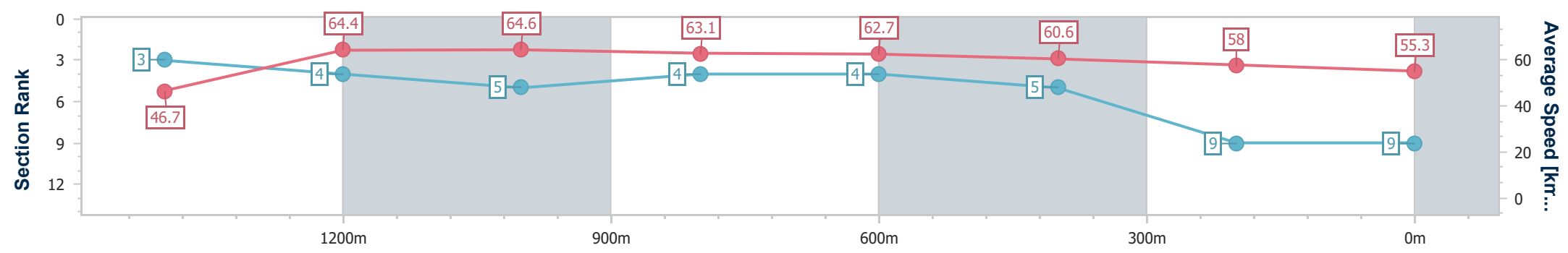
Townsville QLD Professional
 Race 5: Chilli Jam Horse Of The Year 23-24 BENCHMARK 55
 Handicap - 1609m



06 October 2024 - 14:46

Track Rating: Soft 5, Weather: Fine, Rail Position: +2.5m Entire

Section	Overall	1400m	1200m	1000m	800m	600m	400m	200m					
Section Times	1:37.99 [9] (0:14.96)	1:23.03 [3] (0:11.24)	1:11.79 [4] (0:11.15)	1:00.64 [5] (0:11.42)	0:49.22 [4] (0:11.55)	0:37.67 [4] (0:12.09)	0:25.58 [5] (0:12.56)	0:13.02 [9] (0:13.02)					
Average Speed [km/h]	46.7	64.4	64.6	63.1	62.7	60.6	58.0	55.3					
Top Speed [km/h]	65.0	65.1	65.4	64.0	64.0	62.2	59.3	56.6					
Avg. Dist. to Rail [m]	4.4	1.2	0.8	0.4	1.1	3.2	7.2	8.3					
Avg. Stride Freq. [Hz]	2.4	2.4	2.4	2.3	2.3	2.3	2.3	2.3					
Avg. Stride Length [m]	7.8	7.4	7.4	7.5	7.5	7.3	7.0	6.8					



- [] Ranking at each section and finish
- .-.- No data available at this section
- NA No data available



Horse/Jockey Name	Patti Waggin
Final Rank	10
Fastest Section Time (Section)	0:11.12 (1200m)
Top Speed [km/h] (Section)	66.0 (1400m)
Race State	Finished



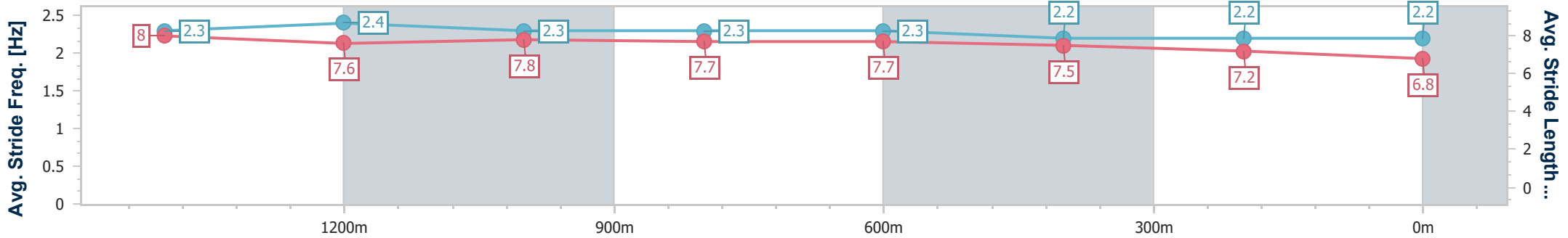
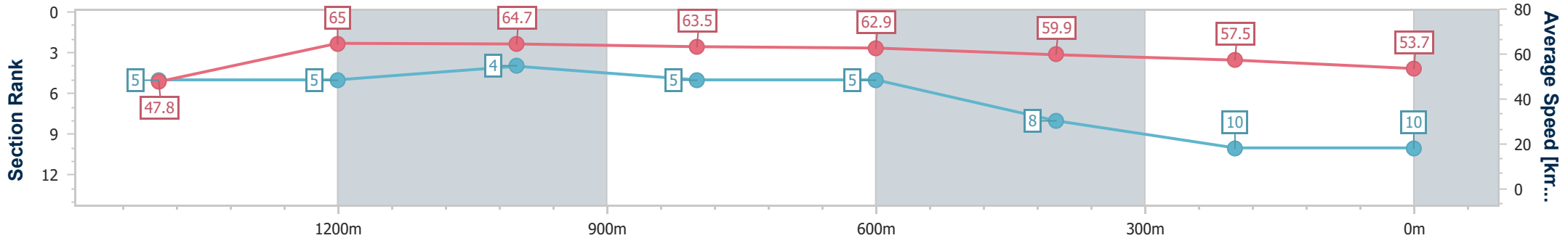
Townsville QLD Professional
 Race 5: Chilli Jam Horse Of The Year 23-24 BENCHMARK 55
 Handicap - 1609m



06 October 2024 - 14:46

Track Rating: Soft 5, Weather: Fine, Rail Position: +2.5m Entire

Section	Overall	1400m	1200m	1000m	800m	600m	400m	200m					
Section Times	1:38.74 [10] (0:15.05)	1:23.69 [5] (0:11.16)	1:12.53 [5] (0:11.12)	1:01.41 [4] (0:11.46)	0:49.95 [5] (0:11.60)	0:38.35 [5] (0:12.27)	0:26.08 [8] (0:12.66)	0:13.42 [10] (0:13.42)					
Average Speed [km/h]	47.8	65.0	64.7	63.5	62.9	59.9	57.5	53.7					
Top Speed [km/h]	64.1	66.0	65.8	64.0	63.7	61.6	58.5	56.6					
Avg. Dist. to Rail [m]	5.6	1.7	1.1	1.9	3.0	4.2	5.4	5.2					
Avg. Stride Freq. [Hz]	2.3	2.4	2.3	2.3	2.3	2.2	2.2	2.2					
Avg. Stride Length [m]	8.0	7.6	7.8	7.7	7.7	7.5	7.2	6.8					



- [] Ranking at each section and finish
- .-.- No data available at this section
- NA No data available



Horse/Jockey Name	Fergyliscious
Final Rank	11
Fastest Section Time (Section)	0:11.27 (1400m)
Top Speed [km/h] (Section)	65.7 (1400m)
Race State	Finished



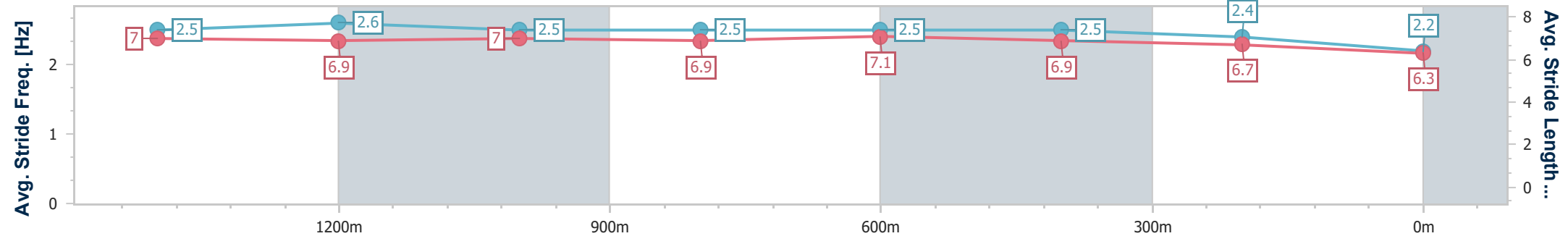
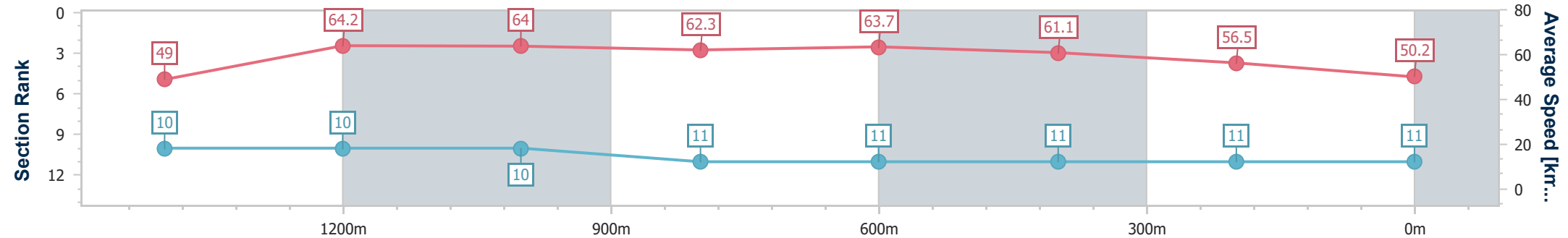
Townsville QLD Professional
Race 5: Chilli Jam Horse Of The Year 23-24 BENCHMARK 55
Handicap - 1609m



06 October 2024 - 14:46

Track Rating: Soft 5, Weather: Fine, Rail Position: +2.5m Entire

Section	Overall	1400m	1200m	1000m	800m	600m	400m	200m					
Section Times	1:40.03 [11] (0:15.56)	1:24.47 [10] (0:11.27)	1:13.20 [10] (0:11.27)	1:01.93 [10] (0:11.63)	0:50.30 [11] (0:11.39)	0:38.91 [11] (0:11.82)	0:27.09 [11] (0:12.77)	0:14.32 [11] (0:14.32)					
Average Speed [km/h]	49.0	64.2	64.0	62.3	63.7	61.1	56.5	50.2					
Top Speed [km/h]	64.6	65.7	65.2	63.3	64.5	62.6	59.2	53.8					
Avg. Dist. to Rail [m]	5.6	1.2	0.4	1.6	1.5	0.9	1.7	2.5					
Avg. Stride Freq. [Hz]	2.5	2.6	2.5	2.5	2.5	2.5	2.4	2.2					
Avg. Stride Length [m]	7.0	6.9	7.0	6.9	7.1	6.9	6.7	6.3					



- [] Ranking at each section and finish
- .-.- No data available at this section
- NA No data available