



Townsville QLD Professional

Race 2: Hygain Maiden Handicap - 1000m

06 October 2024 - 12:57



Track Rating: Soft 5, Weather: Fine, Rail Position: +2.5m Entire

Section											Last 600m	
Field Times		Overall	800m	600m	400m	200m						0:34.27
		0:57.96 (0:13.31)	0:44.65 (0:10.38)	0:34.27 (0:11.04)	0:23.23 (0:11.21)	0:12.02 (0:12.02)						
Rank	TAB	Horse/Jockey	Barrier	Top Speed [km/h]	Fastest Section						Margin	Distance Travelled [m]
1	2	BOOMING FAST Justin Huxtable	6	71.4 800m	0:10.42 800m	0:57.96 [1] (0:13.40)	0:44.56 [2] (0:10.42)	0:34.14 [2] (0:11.02)	0:23.12 [2] (0:11.10)	0:12.02 [1] (0:12.02)	0:57.96	0:34.14
2	10	LOVES AFFECTION Jason Taylor	1	70.2 800m	0:10.47 800m	0:57.97 [2] (0:13.53)	0:44.44 [4] (0:10.47)	0:33.97 [5] (0:10.91)	0:23.06 [3] (0:11.25)	0:11.81 [4] (0:11.81)	0.05L	0:33.97 -1
3	12	LADY DE VEGA Adam Sewell	5	68.9 800m	0:10.52 800m	0:58.05 [3] (0:13.80)	0:44.25 [9] (0:10.52)	0:33.73 [10] (0:11.09)	0:22.64 [9] (0:11.01)	0:11.63 [7] (0:11.63)	0.51L	0:33.73 -1
4	13	THREDBO Chelsea Jokic	2	70.0 600m	0:10.65 600m	0:58.13 [4] (0:14.09)	0:44.04 [13] (0:10.72)	0:33.32 [13] (0:10.65)	0:22.67 [10] (0:10.93)	0:11.74 [6] (0:11.74)	0.99L	0:33.32 -2
5	1	BUBBLES'N'FROTH Justin Stanley	3	70.3 800m	0:10.36 800m	0:58.17 [5] (0:13.58)	0:44.59 [6] (0:10.36)	0:34.23 [3] (0:10.98)	0:23.25 [4] (0:11.36)	0:11.89 [5] (0:11.89)	1.26L	0:34.23 +0
6	7	DYNA POWER Nathan Day	9	71.3 800m	0:10.43 800m	0:58.20 [6] (0:13.87)	0:44.33 [12] (0:10.43)	0:33.90 [9] (0:11.04)	0:22.86 [8] (0:11.20)	0:11.66 [9] (0:11.66)	1.44L	0:33.90 +1
7	3	THREBROTHERS Lacey Morrison	4	71.4 800m	0:10.38 800m	0:58.35 [7] (0:13.31)	0:45.04 [1] (0:10.38)	0:34.66 [1] (0:11.04)	0:23.62 [1] (0:11.23)	0:12.39 [2] (0:12.39)	2.29L	0:34.66 -2
8	9	ARTURETTA Pietro Romeo	12	69.8 800m	0:10.72 800m	0:58.72 [8] (0:13.85)	0:44.87 [11] (0:10.72)	0:34.15 [12] (0:11.15)	0:23.00 [12] (0:11.27)	0:11.73 [11] (0:11.73)	4.46L	0:34.15 +6
9	6	FAITH OVER FEAR Nathan Thomas	10	71.0 800m	0:10.47 800m	0:58.83 [9] (0:13.53)	0:45.30 [5] (0:10.47)	0:34.83 [4] (0:11.02)	0:23.81 [6] (0:11.50)	0:12.31 [8] (0:12.31)	5.12L	0:34.83 +6
10	11	OHMIKKIUSOFINE Marnu Potgieter	13	71.8 800m	0:10.41 800m	0:59.17 [10] (0:13.82)	0:45.35 [10] (0:10.41)	0:34.94 [7] (0:11.00)	0:23.94 [7] (0:11.55)	0:12.39 [10] (0:12.39)	7.11L	0:34.94 +7

[] Ranking at each section and finish
 -:-:- No data available at this section
 NA No data available

SCN Saddle cloth number
 DNF Did not finish
 DNT Did not track



Townsville QLD Professional
Race 2: Hygain Maiden Handicap - 1000m
06 October 2024 - 12:57



Track Rating: Soft 5, Weather: Fine, Rail Position: +2.5m Entire

Section		Overall	800m	600m	400m	200m	Last 600m					
Field Times		0:57.96 (0:13.31)	0:44.65 (0:10.38)	0:34.27 (0:11.04)	0:23.23 (0:11.21)	0:12.02 (0:12.02)	0:34.27					
Rank	TAB Horse/Jockey	Barrier	Top Speed [km/h]	Fastest Section	Margin					Distance Travelled [m]		
11	8 LAKE VARNA Scott Sheargold	8	69.7 800m	0:10.56 800m	0:59.19 [11] (0:13.45)	0:45.74 [3] (0:10.56)	0:35.18 [6] (0:10.97)	0:24.21 [5] (0:11.14)	0:13.07 [3] (0:13.07)	7.26L	0:35.18	+3
12	5 BLAZING BONNIE Tasha Chambers	11	70.4 800m	0:10.55 800m	0:59.48 [12] (0:13.73)	0:45.75 [8] (0:10.55)	0:35.20 [8] (0:11.23)	0:23.97 [11] (0:11.68)	0:12.29 [12] (0:12.29)	8.98L	0:35.20	+7
13	4 LIGHT A DRAGON Michael Murphy	7	68.2 800m	0:10.78 800m	1:02.43 [13] (0:13.60)	0:48.83 [7] (0:10.78)	0:38.05 [11] (0:11.38)	0:26.67 [13] (0:12.29)	0:14.38 [13] (0:14.38)	26.31L	0:38.05	+4

[] Ranking at each section and finish
 -:-:-:- No data available at this section
 NA No data available

SCN Saddle cloth number
 DNF Did not finish
 DNT Did not track



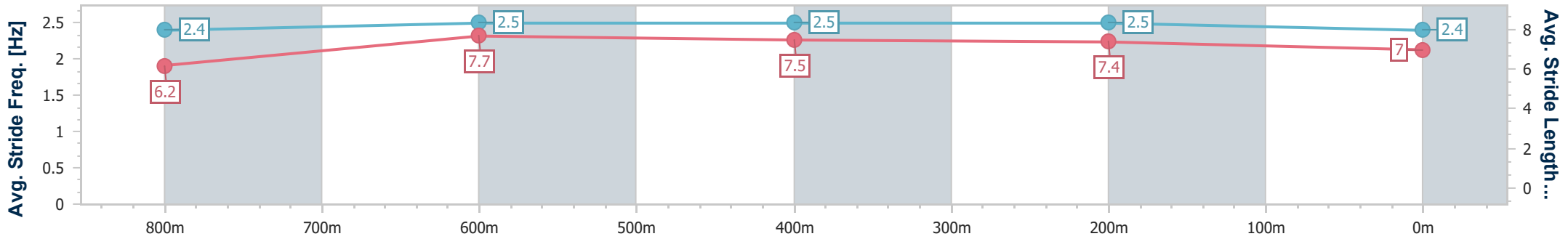
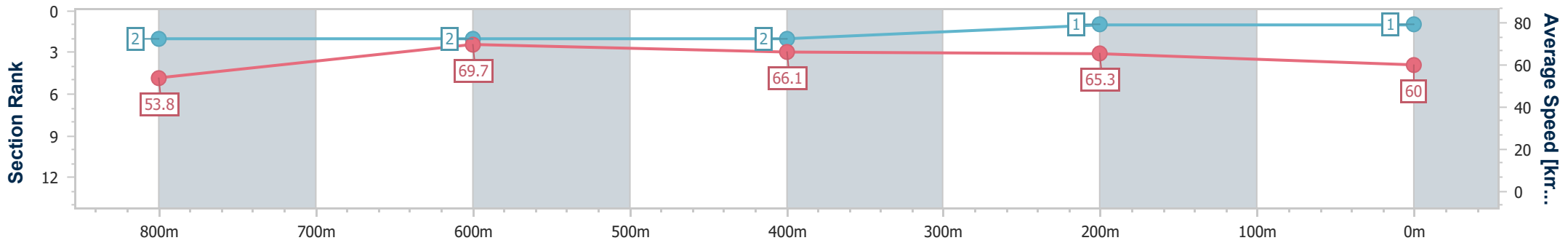
Horse/Jockey Name	Booming Fast
Final Rank	1
Fastest Section Time (Section)	0:10.42 (800m)
Top Speed [km/h] (Section)	71.4 (800m)
Race State	Finished



Townsville QLD Professional
 Race 2: Hygain Maiden Handicap - 1000m
 06 October 2024 - 12:57
 Track Rating: Soft 5, Weather: Fine, Rail Position: +2.5m Entire



Section	Overall	800m	600m	400m	200m
Section Times	0:57.96 [1] (0:13.40)	0:44.56 [2] (0:10.42)	0:34.14 [2] (0:11.02)	0:23.12 [2] (0:11.10)	0:12.02 [1] (0:12.02)
Average Speed [km/h]	53.8	69.7	66.1	65.3	60.0
Top Speed [km/h]	71.1	71.4	68.9	66.9	64.2
Avg. Dist. to Rail [m]	4.8	2.0	2.8	5.2	8.0
Avg. Stride Freq. [Hz]	2.4	2.5	2.5	2.5	2.4
Avg. Stride Length [m]	6.2	7.7	7.5	7.4	7.0



- [] Ranking at each section and finish
- .-.- No data available at this section
- NA No data available



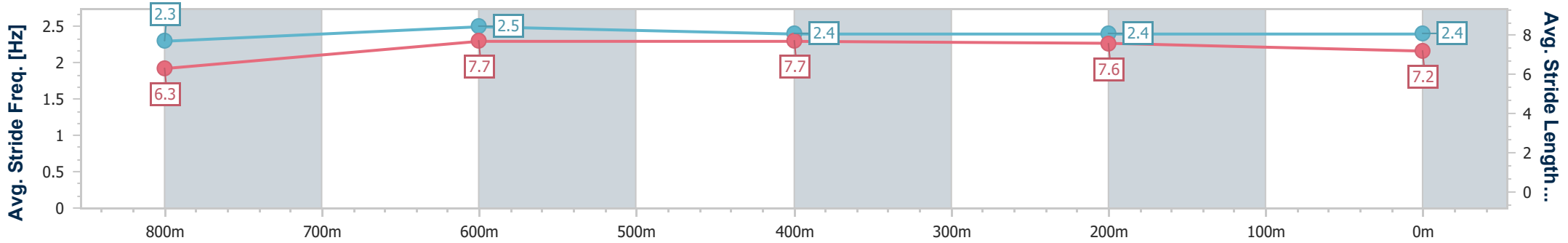
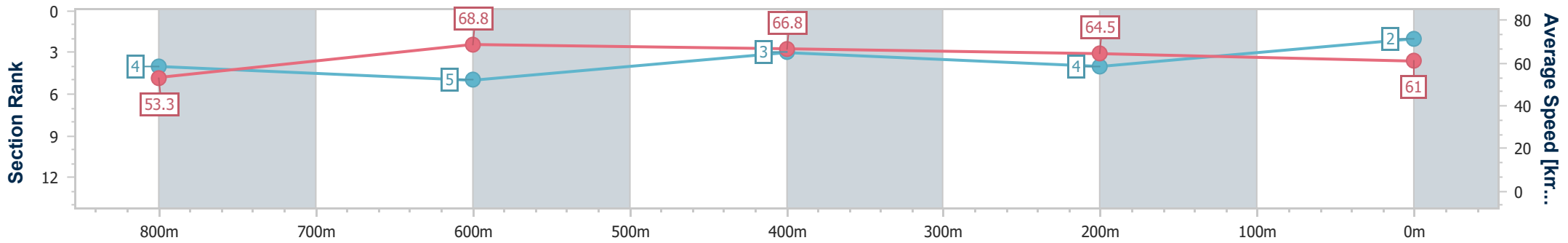
Horse/Jockey Name	Loves Affection
Final Rank	2
Fastest Section Time (Section)	0:10.47 (800m)
Top Speed [km/h] (Section)	70.2 (800m)
Race State	Finished



Townsville QLD Professional
 Race 2: Hygain Maiden Handicap - 1000m
 06 October 2024 - 12:57
 Track Rating: Soft 5, Weather: Fine, Rail Position: +2.5m Entire



Section	Overall	800m	600m	400m	200m
Section Times	0:57.97 [2] (0:13.53)	0:44.44 [4] (0:10.47)	0:33.97 [5] (0:10.91)	0:23.06 [3] (0:11.25)	0:11.81 [4] (0:11.81)
Average Speed [km/h]	53.3	68.8	66.8	64.5	61.0
Top Speed [km/h]	68.4	70.2	67.9	65.4	63.6
Avg. Dist. to Rail [m]	1.3	0.6	2.3	5.0	7.9
Avg. Stride Freq. [Hz]	2.3	2.5	2.4	2.4	2.4
Avg. Stride Length [m]	6.3	7.7	7.7	7.6	7.2



- [] Ranking at each section and finish
- .-.- No data available at this section
- NA No data available



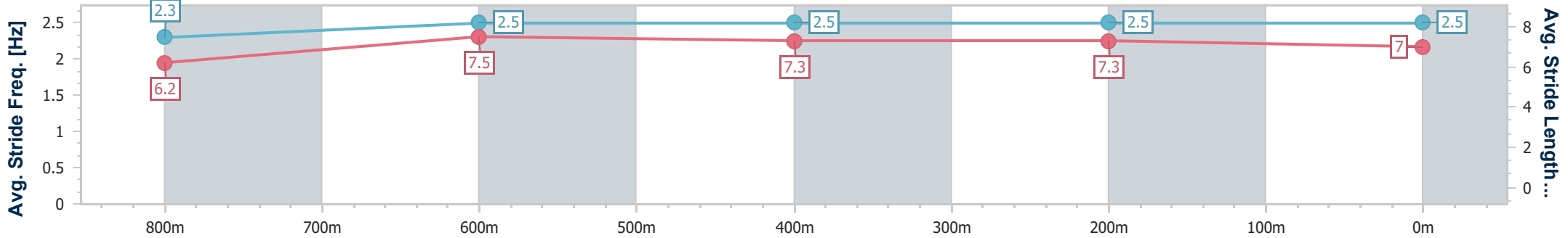
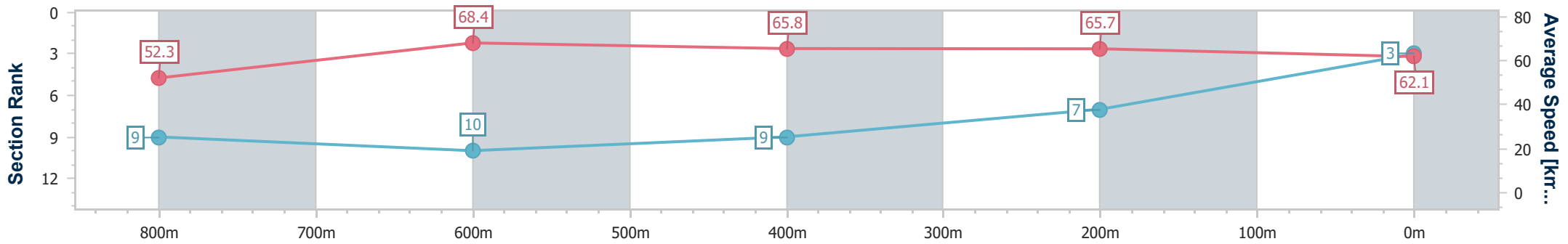
Horse/Jockey Name	Lady De Vega
Final Rank	3
Fastest Section Time (Section)	0:10.52 (800m)
Top Speed [km/h] (Section)	68.9 (800m)
Race State	Finished



Townsville QLD Professional
 Race 2: Hygain Maiden Handicap - 1000m
 06 October 2024 - 12:57
 Track Rating: Soft 5, Weather: Fine, Rail Position: +2.5m Entire



Section	Overall	800m	600m	400m	200m
Section Times	0:58.05 [3] (0:13.80)	0:44.25 [9] (0:10.52)	0:33.73 [10] (0:11.09)	0:22.64 [9] (0:11.01)	0:11.63 [7] (0:11.63)
Average Speed [km/h]	52.3	68.4	65.8	65.7	62.1
Top Speed [km/h]	68.4	68.9	68.0	66.7	65.3
Avg. Dist. to Rail [m]	3.3	0.5	2.7	4.2	5.3
Avg. Stride Freq. [Hz]	2.3	2.5	2.5	2.5	2.5
Avg. Stride Length [m]	6.2	7.5	7.3	7.3	7.0



- [] Ranking at each section and finish
- .-.- No data available at this section
- NA No data available



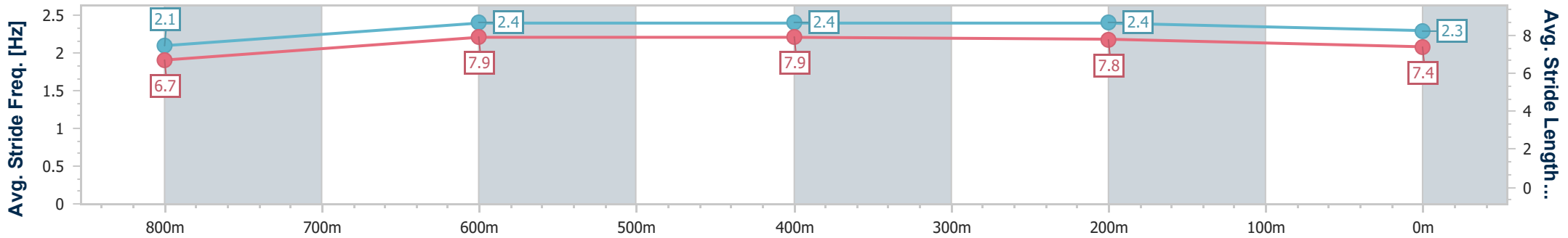
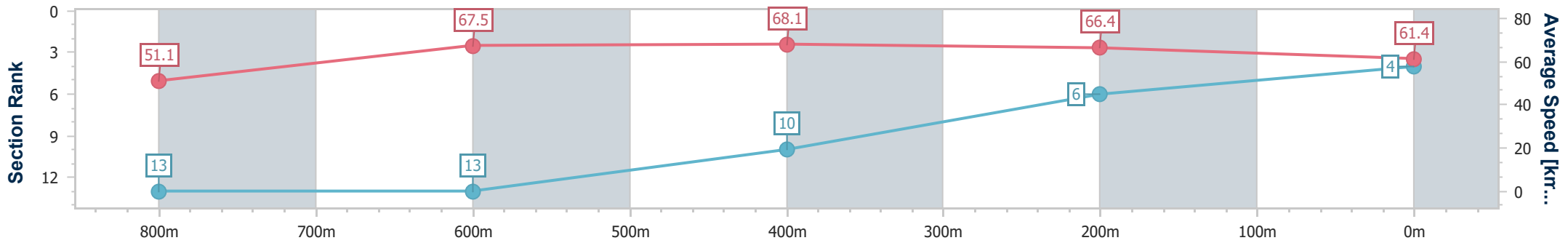
Horse/Jockey Name	Thredbo
Final Rank	4
Fastest Section Time (Section)	0:10.65 (600m)
Top Speed [km/h] (Section)	70.0 (600m)
Race State	Finished



Townsville QLD Professional
 Race 2: Hygain Maiden Handicap - 1000m
 06 October 2024 - 12:57
 Track Rating: Soft 5, Weather: Fine, Rail Position: +2.5m Entire



Section	Overall	800m	600m	400m	200m
Section Times	0:58.13 [4] (0:14.09)	0:44.04 [13] (0:10.72)	0:33.32 [13] (0:10.65)	0:22.67 [10] (0:10.93)	0:11.74 [6] (0:11.74)
Average Speed [km/h]	51.1	67.5	68.1	66.4	61.4
Top Speed [km/h]	66.9	69.2	70.0	68.0	63.4
Avg. Dist. to Rail [m]	3.2	1.5	1.5	5.5	10.6
Avg. Stride Freq. [Hz]	2.1	2.4	2.4	2.4	2.3
Avg. Stride Length [m]	6.7	7.9	7.9	7.8	7.4



- [] Ranking at each section and finish
- .-.- No data available at this section
- NA No data available



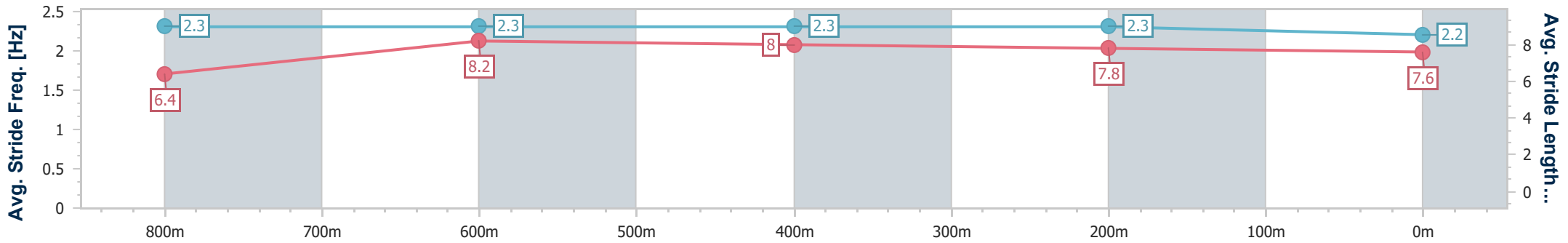
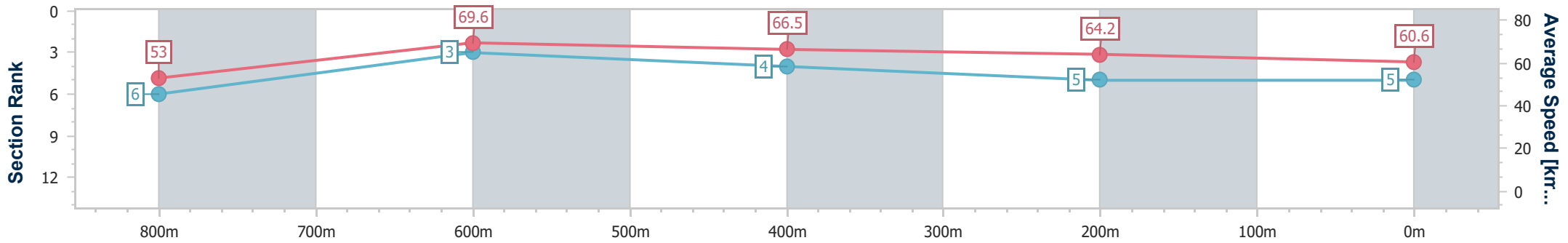
Horse/Jockey Name	Bubbles'n'froth
Final Rank	5
Fastest Section Time (Section)	0:10.36 (800m)
Top Speed [km/h] (Section)	70.3 (800m)
Race State	Finished



Townsville QLD Professional
 Race 2: Hygain Maiden Handicap - 1000m
 06 October 2024 - 12:57
 Track Rating: Soft 5, Weather: Fine, Rail Position: +2.5m Entire



Section	Overall	800m	600m	400m	200m
Section Times	0:58.17 [5] (0:13.58)	0:44.59 [6] (0:10.36)	0:34.23 [3] (0:10.98)	0:23.25 [4] (0:11.36)	0:11.89 [5] (0:11.89)
Average Speed [km/h]	53.0	69.6	66.5	64.2	60.6
Top Speed [km/h]	68.5	70.3	68.8	65.1	62.8
Avg. Dist. to Rail [m]	1.9	0.6	3.2	6.2	10.5
Avg. Stride Freq. [Hz]	2.3	2.3	2.3	2.3	2.2
Avg. Stride Length [m]	6.4	8.2	8.0	7.8	7.6



- [] Ranking at each section and finish
- .-.- No data available at this section
- NA No data available



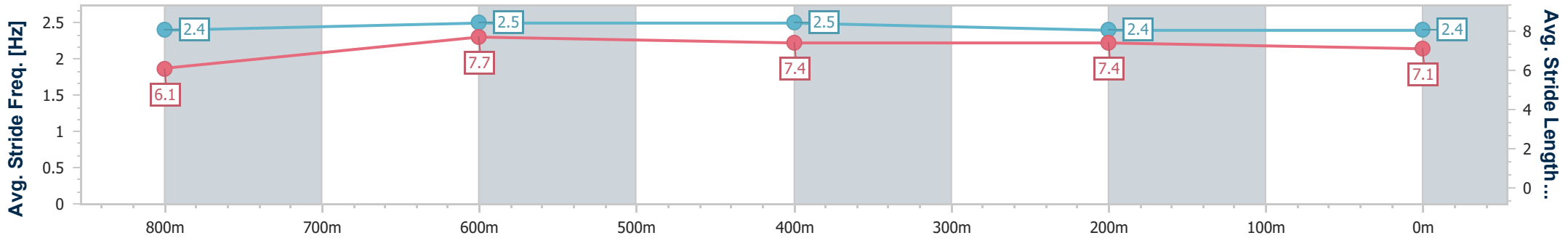
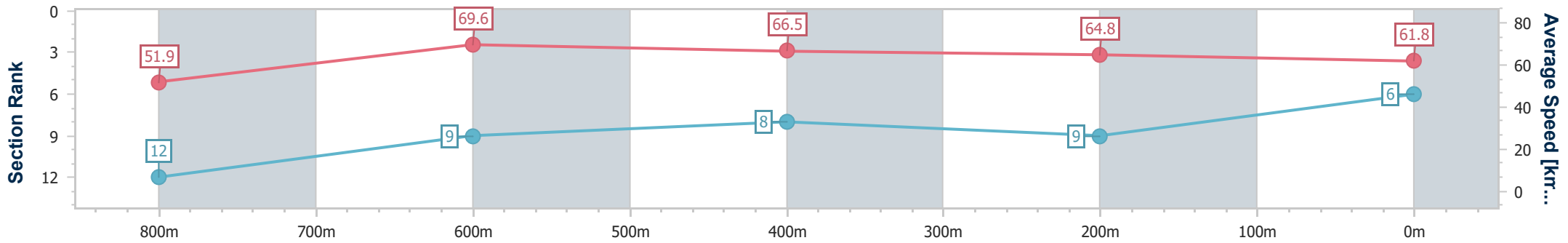
Horse/Jockey Name	Dyna Power
Final Rank	6
Fastest Section Time (Section)	0:10.43 (800m)
Top Speed [km/h] (Section)	71.3 (800m)
Race State	Finished



Townsville QLD Professional
 Race 2: Hygain Maiden Handicap - 1000m
 06 October 2024 - 12:57
 Track Rating: Soft 5, Weather: Fine, Rail Position: +2.5m Entire



Section	Overall	800m	600m	400m	200m
Section Times	0:58.20 [6] (0:13.87)	0:44.33 [12] (0:10.43)	0:33.90 [9] (0:11.04)	0:22.86 [8] (0:11.20)	0:11.66 [9] (0:11.66)
Average Speed [km/h]	51.9	69.6	66.5	64.8	61.8
Top Speed [km/h]	68.0	71.3	69.7	65.7	65.1
Avg. Dist. to Rail [m]	7.3	2.5	3.6	5.4	7.9
Avg. Stride Freq. [Hz]	2.4	2.5	2.5	2.4	2.4
Avg. Stride Length [m]	6.1	7.7	7.4	7.4	7.1



- [] Ranking at each section and finish
- .-.- No data available at this section
- NA No data available



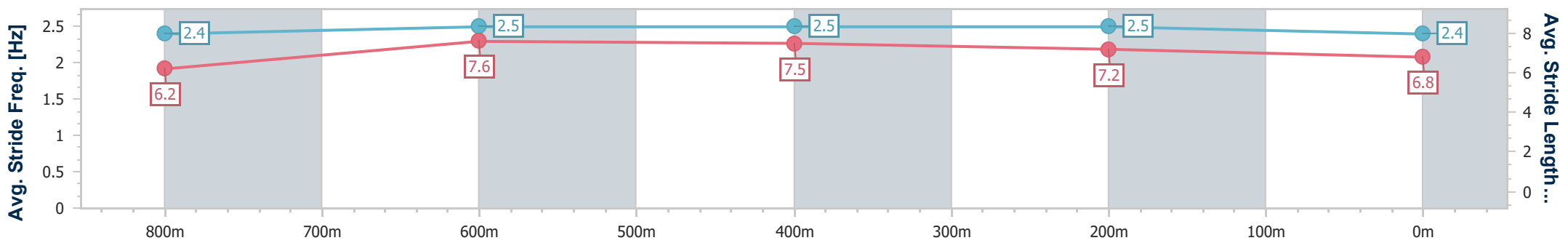
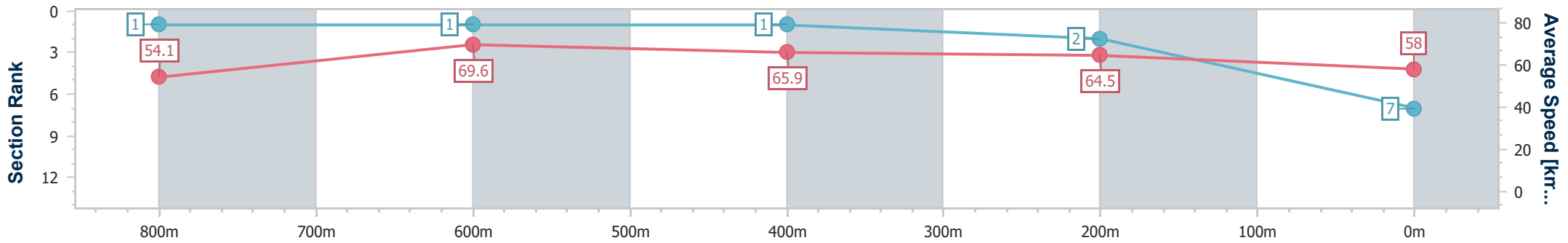
Horse/Jockey Name	Threebrothers
Final Rank	7
Fastest Section Time (Section)	0:10.38 (800m)
Top Speed [km/h] (Section)	71.4 (800m)
Race State	Finished



Townsville QLD Professional
 Race 2: Hygain Maiden Handicap - 1000m
 06 October 2024 - 12:57
 Track Rating: Soft 5, Weather: Fine, Rail Position: +2.5m Entire



Section	Overall	800m	600m	400m	200m
Section Times	0:58.35 [7] (0:13.31)	0:45.04 [1] (0:10.38)	0:34.66 [1] (0:11.04)	0:23.62 [1] (0:11.23)	0:12.39 [2] (0:12.39)
Average Speed [km/h]	54.1	69.6	65.9	64.5	58.0
Top Speed [km/h]	70.6	71.4	68.2	65.6	63.1
Avg. Dist. to Rail [m]	2.9	0.5	2.2	3.7	4.5
Avg. Stride Freq. [Hz]	2.4	2.5	2.5	2.5	2.4
Avg. Stride Length [m]	6.2	7.6	7.5	7.2	6.8



- [] Ranking at each section and finish
- .-.- No data available at this section
- NA No data available



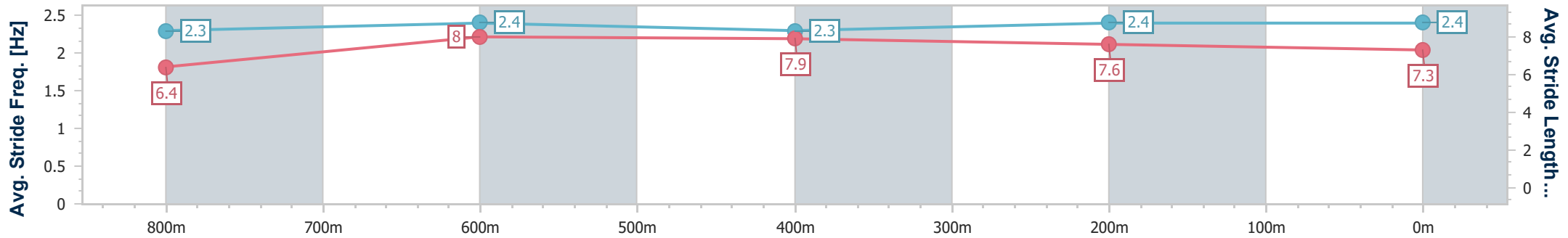
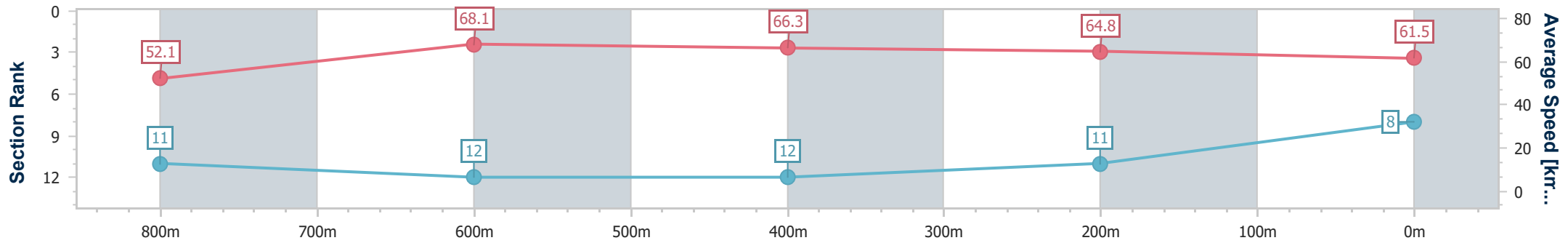
Horse/Jockey Name	Arturetta
Final Rank	8
Fastest Section Time (Section)	0:10.72 (800m)
Top Speed [km/h] (Section)	69.8 (800m)
Race State	Finished



Townsville QLD Professional
 Race 2: Hygain Maiden Handicap - 1000m
 06 October 2024 - 12:57
 Track Rating: Soft 5, Weather: Fine, Rail Position: +2.5m Entire



Section	Overall	800m	600m	400m	200m
Section Times	0:58.72 [8] (0:13.85)	0:44.87 [11] (0:10.72)	0:34.15 [12] (0:11.15)	0:23.00 [12] (0:11.27)	0:11.73 [11] (0:11.73)
Average Speed [km/h]	52.1	68.1	66.3	64.8	61.5
Top Speed [km/h]	66.4	69.8	68.1	66.3	64.3
Avg. Dist. to Rail [m]	10.9	4.5	5.2	8.8	13.4
Avg. Stride Freq. [Hz]	2.3	2.4	2.3	2.4	2.4
Avg. Stride Length [m]	6.4	8.0	7.9	7.6	7.3



- [] Ranking at each section and finish
- .-.- No data available at this section
- NA No data available



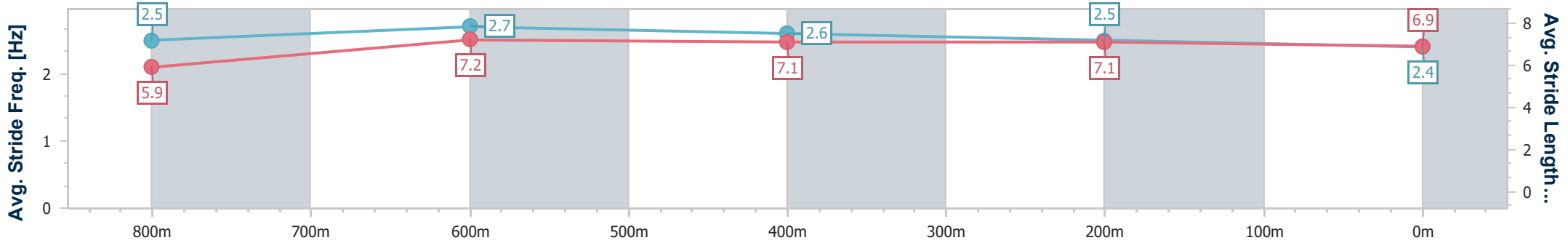
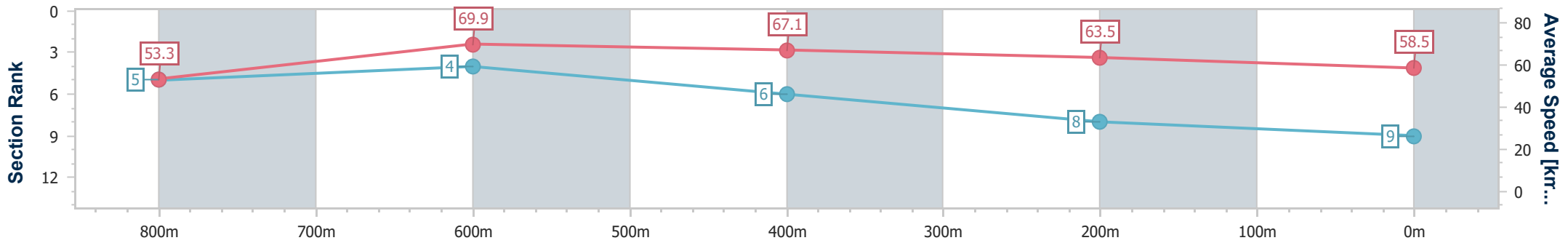
Horse/Jockey Name	Faith Over Fear
Final Rank	9
Fastest Section Time (Section)	0:10.47 (800m)
Top Speed [km/h] (Section)	71.0 (800m)
Race State	Finished



Townsville QLD Professional
 Race 2: Hygain Maiden Handicap - 1000m
 06 October 2024 - 12:57
 Track Rating: Soft 5, Weather: Fine, Rail Position: +2.5m Entire



Section	Overall	800m	600m	400m	200m
Section Times	0:58.83 [9] (0:13.53)	0:45.30 [5] (0:10.47)	0:34.83 [4] (0:11.02)	0:23.81 [6] (0:11.50)	0:12.31 [8] (0:12.31)
Average Speed [km/h]	53.3	69.9	67.1	63.5	58.5
Top Speed [km/h]	68.0	71.0	69.8	64.7	61.2
Avg. Dist. to Rail [m]	8.6	4.2	5.5	8.1	10.1
Avg. Stride Freq. [Hz]	2.5	2.7	2.6	2.5	2.4
Avg. Stride Length [m]	5.9	7.2	7.1	7.1	6.9



- [] Ranking at each section and finish
- .-.- No data available at this section
- NA No data available



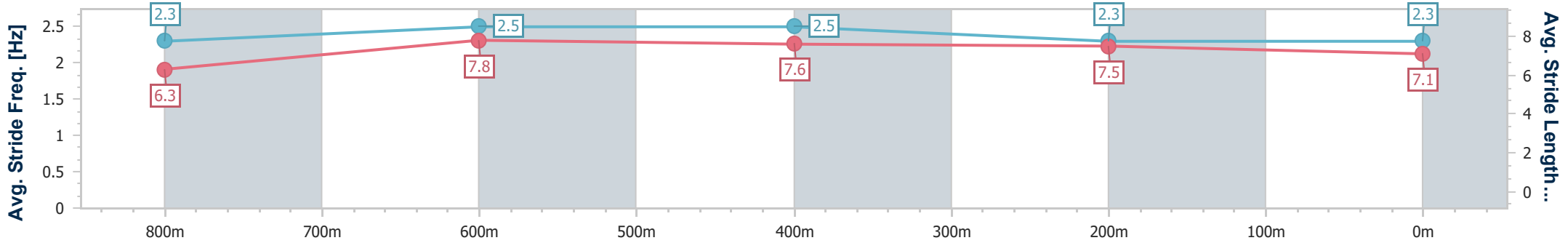
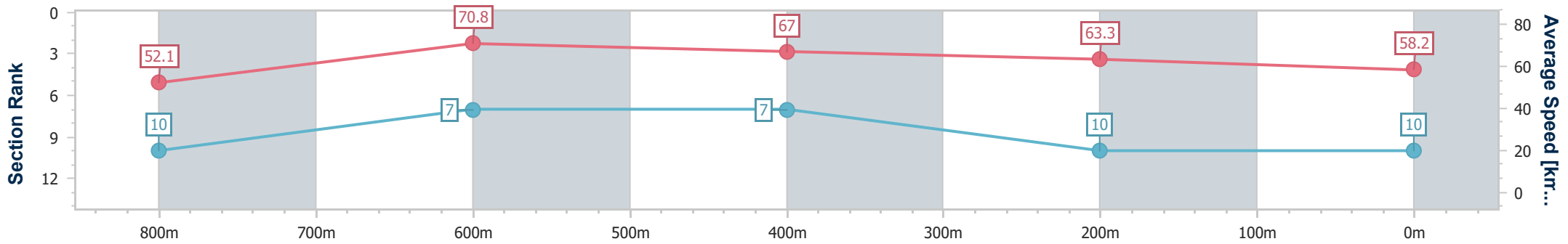
Horse/Jockey Name	Ohmikkiusofine
Final Rank	10
Fastest Section Time (Section)	0:10.41 (800m)
Top Speed [km/h] (Section)	71.8 (800m)
Race State	Finished



Townsville QLD Professional
 Race 2: Hygain Maiden Handicap - 1000m
 06 October 2024 - 12:57
 Track Rating: Soft 5, Weather: Fine, Rail Position: +2.5m Entire



Section	Overall	800m	600m	400m	200m
Section Times	0:59.17 [10] (0:13.82)	0:45.35 [10] (0:10.41)	0:34.94 [7] (0:11.00)	0:23.94 [7] (0:11.55)	0:12.39 [10] (0:12.39)
Average Speed [km/h]	52.1	70.8	67.0	63.3	58.2
Top Speed [km/h]	70.8	71.8	69.6	66.2	60.0
Avg. Dist. to Rail [m]	11.6	5.7	5.2	8.7	12.4
Avg. Stride Freq. [Hz]	2.3	2.5	2.5	2.3	2.3
Avg. Stride Length [m]	6.3	7.8	7.6	7.5	7.1



- [] Ranking at each section and finish
- .-.- No data available at this section
- NA No data available



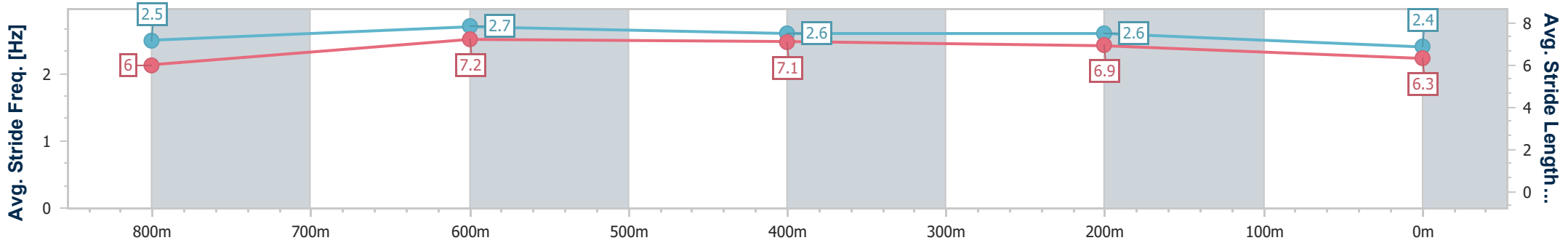
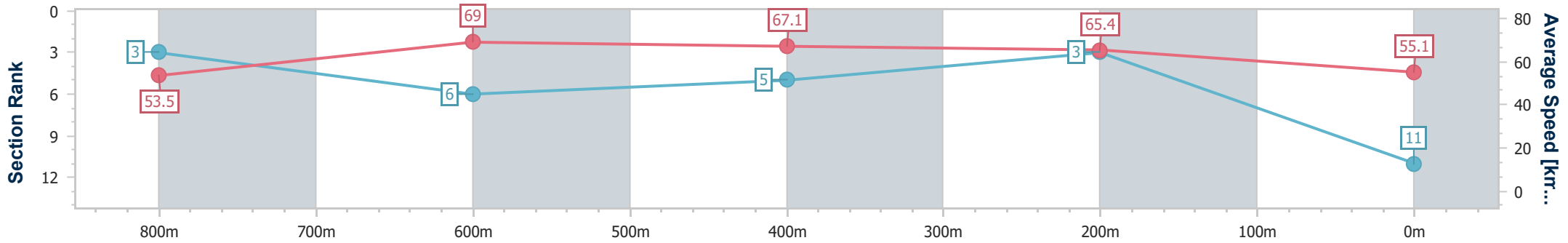
Horse/Jockey Name	Lake Varna
Final Rank	11
Fastest Section Time (Section)	0:10.56 (800m)
Top Speed [km/h] (Section)	69.7 (800m)
Race State	Finished



Townsville QLD Professional
 Race 2: Hygain Maiden Handicap - 1000m
 06 October 2024 - 12:57
 Track Rating: Soft 5, Weather: Fine, Rail Position: +2.5m Entire



Section	Overall	800m	600m	400m	200m
Section Times	0:59.19 [11] (0:13.45)	0:45.74 [3] (0:10.56)	0:35.18 [6] (0:10.97)	0:24.21 [5] (0:11.14)	0:13.07 [3] (0:13.07)
Average Speed [km/h]	53.5	69.0	67.1	65.4	55.1
Top Speed [km/h]	67.7	69.7	68.9	66.9	61.6
Avg. Dist. to Rail [m]	6.7	3.2	4.5	6.0	8.0
Avg. Stride Freq. [Hz]	2.5	2.7	2.6	2.6	2.4
Avg. Stride Length [m]	6.0	7.2	7.1	6.9	6.3



- [] Ranking at each section and finish
- .-.- No data available at this section
- NA No data available



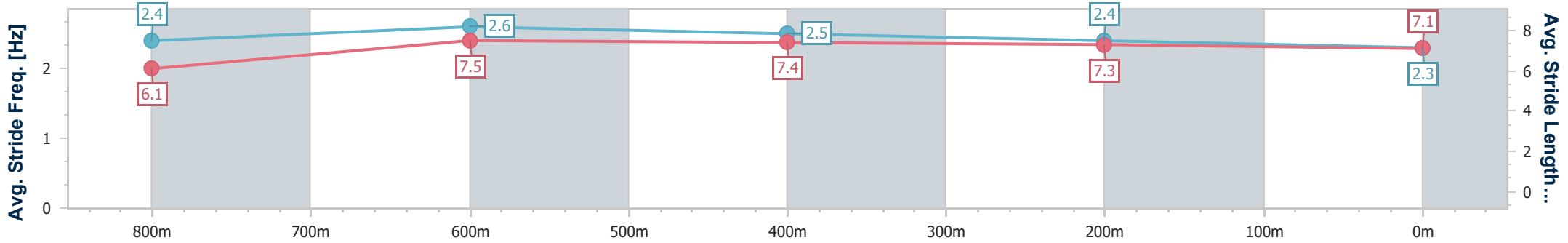
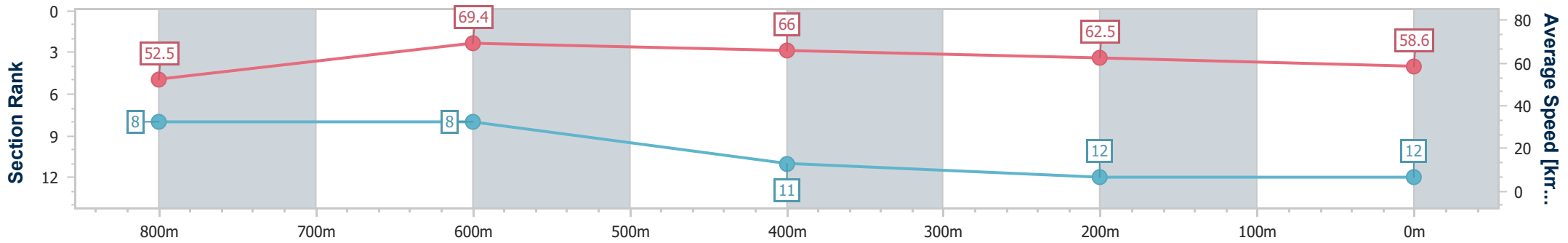
Horse/Jockey Name	Blazing Bonnie
Final Rank	12
Fastest Section Time (Section)	0:10.55 (800m)
Top Speed [km/h] (Section)	70.4 (800m)
Race State	Finished



Townsville QLD Professional
 Race 2: Hygain Maiden Handicap - 1000m
 06 October 2024 - 12:57
 Track Rating: Soft 5, Weather: Fine, Rail Position: +2.5m Entire



Section	Overall	800m	600m	400m	200m
Section Times	0:59.48 [12] (0:13.73)	0:45.75 [8] (0:10.55)	0:35.20 [8] (0:11.23)	0:23.97 [11] (0:11.68)	0:12.29 [12] (0:12.29)
Average Speed [km/h]	52.5	69.4	66.0	62.5	58.6
Top Speed [km/h]	69.7	70.4	67.9	65.9	61.6
Avg. Dist. to Rail [m]	9.6	4.8	6.2	7.2	4.7
Avg. Stride Freq. [Hz]	2.4	2.6	2.5	2.4	2.3
Avg. Stride Length [m]	6.1	7.5	7.4	7.3	7.1



- [] Ranking at each section and finish
- .-.- No data available at this section
- NA No data available



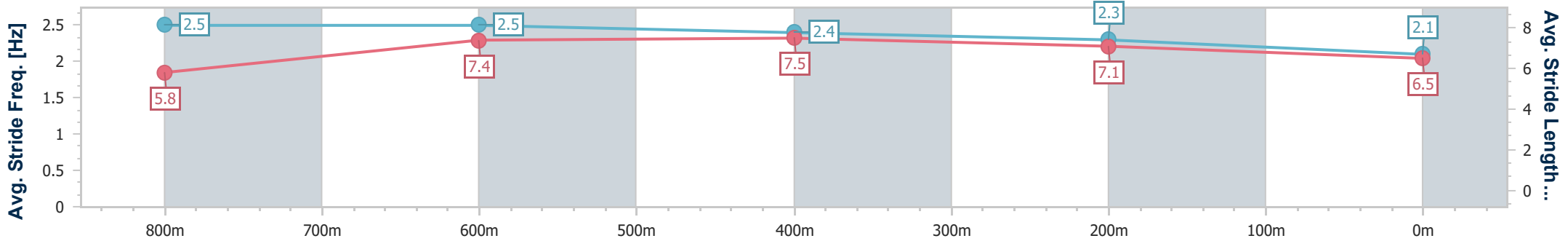
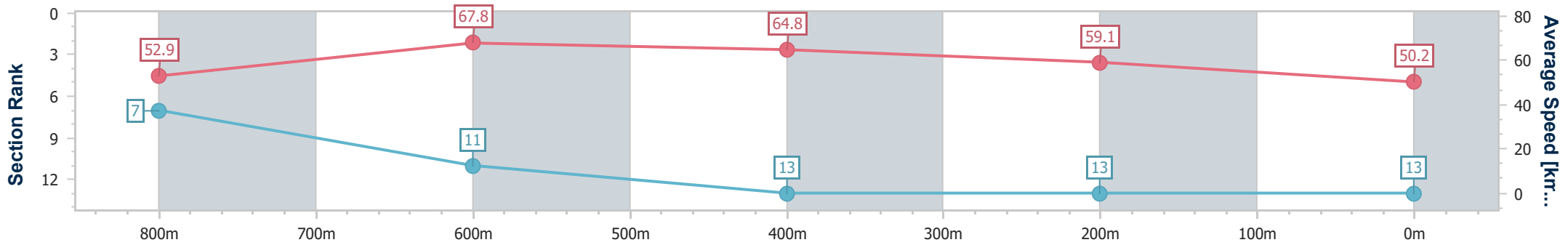
Horse/Jockey Name	Light A Dragon
Final Rank	13
Fastest Section Time (Section)	0:10.78 (800m)
Top Speed [km/h] (Section)	68.2 (800m)
Race State	Finished



Townsville QLD Professional
 Race 2: Hygain Maiden Handicap - 1000m
 06 October 2024 - 12:57
 Track Rating: Soft 5, Weather: Fine, Rail Position: +2.5m Entire



Section	Overall	800m	600m	400m	200m
Section Times	1:02.43 [13] (0:13.60)	0:48.83 [7] (0:10.78)	0:38.05 [11] (0:11.38)	0:26.67 [13] (0:12.29)	0:14.38 [13] (0:14.38)
Average Speed [km/h]	52.9	67.8	64.8	59.1	50.2
Top Speed [km/h]	67.8	68.2	67.7	62.5	54.7
Avg. Dist. to Rail [m]	6.2	3.5	5.1	5.9	7.2
Avg. Stride Freq. [Hz]	2.5	2.5	2.4	2.3	2.1
Avg. Stride Length [m]	5.8	7.4	7.5	7.1	6.5



- [] Ranking at each section and finish
- .-.- No data available at this section
- NA No data available