



Toowoomba QLD Professional

Race 1: PCP Solutions BM58 Handicap - 1300m

05 October 2024 - 17:33



Track Rating: Good 4, Weather: Fine, Rail Position: +3m Entire

Section		Overall	1200m	1000m	800m	600m	400m	Last 600m					
Field Times		1:18.42 (0:08.32)	1:10.10 (0:10.70)	0:59.40 (0:10.94)	0:48.46 (0:11.30)	0:37.16 (0:11.71)	0:25.45 (0:12.43)	0:37.16					
Rank	TAB	Horse/Jockey	Barrier	Top Speed [km/h]	Fastest Section							Distance Travelled [m]	
1	1	BEAN ROCKING Rob Thorburn	4	70.0 1200m	0:08.39 Overall	1:18.42 [1] (0:08.39)	1:10.03 [3] (0:10.63)	0:59.40 [1] (0:10.94)	0:48.46 [1] (0:11.30)	0:37.16 [1] (0:11.71)	0:25.45 [1] (0:12.43)	0:37.16	
2	10	SAVVY BEE Michael Murphy	5	69.1 1200m	0:08.48 Overall	1:19.08 [2] (0:08.48)	1:10.60 [5] (0:10.76)	0:59.84 [5] (0:11.36)	0:48.48 [6] (0:11.62)	0:36.86 [7] (0:12.13)	0:24.73 [7] (0:12.26)	0:36.86	+6
3	11	LA MANO Amy Graham	1	69.0 1200m	0:08.42 Overall	1:19.09 [3] (0:08.42)	1:10.67 [4] (0:10.70)	0:59.97 [3] (0:11.21)	0:48.76 [3] (0:11.49)	0:37.27 [3] (0:11.89)	0:25.38 [3] (0:12.61)	0:37.27	-1
4	9	TAKARA STAR Luke Tarrant	7	68.3 1200m	0:08.37 Overall	1:19.11 [4] (0:08.37)	1:10.74 [2] (0:10.73)	1:00.01 [2] (0:11.04)	0:48.97 [2] (0:11.49)	0:37.48 [2] (0:11.96)	0:25.52 [2] (0:12.47)	0:37.48	+6
5	6	TOMYDONKA Les Tilley	2	68.0 1200m	0:08.57 Overall	1:19.38 [5] (0:08.57)	1:10.81 [6] (0:10.79)	1:00.02 [7] (0:11.15)	0:48.87 [5] (0:11.57)	0:37.30 [4] (0:12.00)	0:25.30 [4] (0:12.41)	0:37.30	+4
6	5	PICADOR Jake Molloy	8	69.1 1200m	0:08.68 Overall	1:19.81 [6] (0:08.68)	1:11.13 [9] (0:10.80)	1:00.33 [8] (0:11.38)	0:48.95 [8] (0:11.57)	0:37.38 [8] (0:12.04)	0:25.34 [8] (0:12.53)	0:37.38	+8
7	14	RADIANT QUEEN Nozi Tomizawa	6	69.1 1200m	0:09.08 Overall	1:19.91 [7] (0:09.08)	1:10.83 [10] (0:10.69)	1:00.14 [10] (0:11.11)	0:49.03 [9] (0:11.57)	0:37.46 [9] (0:12.11)	0:25.35 [9] (0:12.32)	0:37.46	+3
8	12	ALL WIN Kenji Yoshida	9	67.4 1200m	0:08.63 Overall	1:20.01 [8] (0:08.63)	1:11.38 [8] (0:11.01)	1:00.37 [9] (0:11.45)	0:48.92 [10] (0:11.56)	0:37.36 [10] (0:12.10)	0:25.26 [10] (0:12.45)	0:37.36	+12
9	8	BETTER THAN BOOZE Karl Zechner	3	68.2 1200m	0:08.32 Overall	1:20.62 [9] (0:08.32)	1:12.30 [1] (0:10.87)	1:01.43 [4] (0:11.29)	0:50.14 [4] (0:11.62)	0:38.52 [5] (0:12.02)	0:26.50 [5] (0:12.73)	0:38.52	+8
10	4	OLD SALT Justin Huxtable	10	69.1 1200m	0:08.61 Overall	1:21.40 [10] (0:08.61)	1:12.79 [7] (0:10.73)	1:02.06 [6] (0:11.27)	0:50.79 [7] (0:11.57)	0:39.22 [6] (0:11.99)	0:27.23 [6] (0:13.11)	0:39.22	+8

Scratched: Union Spirit (#2), Tattle (#7), Miss Bayles (#3), Imperioness (#15), My Moses (#18), Boom Boom Bella (#16), Rothero Essgee (#17), Riva D'amor (#13)

[] Ranking at each section and finish
 -:-:- No data available at this section
 NA No data available

SCN Saddle cloth number
 DNF Did not finish
 DNT Did not track



Toowoomba QLD Professional

Race 1: PCP Solutions BM58 Handicap - 1300m

05 October 2024 - 17:33



Track Rating: Good 4, Weather: Fine, Rail Position: +3m Entire

Section				200m				Last 600m	
Field Times				0:13.02 (0:13.02)				0:37.16	
Rank	TAB	Horse/Jockey	Barrier	Top Speed [km/h]	Fastest Section	Margin			Distance Travelled [m]
1	1	BEAN ROCKING Rob Thorburn	4	70.0 1200m	0:08.39 Overall	0:13.02 [1] (0:13.02)	1:18.42		0:37.16
2	10	SAVVY BEE Michael Murphy	5	69.1 1200m	0:08.48 Overall	0:12.47 [5] (0:12.47)	3.8L		0:36.86 +6
3	11	LA MANO Amy Graham	1	69.0 1200m	0:08.42 Overall	0:12.77 [3] (0:12.77)	3.9L		0:37.27 -1
4	9	TAKARA STAR Luke Tarrant	7	68.3 1200m	0:08.37 Overall	0:13.05 [2] (0:13.05)	4.1L		0:37.48 +6
5	6	TOMYDONKA Les Tilley	2	68.0 1200m	0:08.57 Overall	0:12.89 [4] (0:12.89)	5.6L		0:37.30 +4
6	5	PICADOR Jake Molloy	8	69.1 1200m	0:08.68 Overall	0:12.81 [8] (0:12.81)	8.1L		0:37.38 +8
7	14	RADIANT QUEEN Nozi Tomizawa	6	69.1 1200m	0:09.08 Overall	0:13.03 [7] (0:13.03)	8.6L		0:37.46 +3
8	12	ALL WIN Kenji Yoshida	9	67.4 1200m	0:08.63 Overall	0:12.81 [9] (0:12.81)	9.1L		0:37.36 +12
9	8	BETTER THAN BOOZE Karl Zechner	3	68.2 1200m	0:08.32 Overall	0:13.77 [6] (0:13.77)	12.6L		0:38.52 +8
10	4	OLD SALT Justin Huxtable	10	69.1 1200m	0:08.61 Overall	0:14.12 [10] (0:14.12)	17.1L		0:39.22 +8

Scratched: Union Spirit (#2), Tattle (#7), Miss Bayles (#3), Imperioness (#15), My Moses (#18), Boom Boom Bella (#16), Rothero Essgee (#17), Riva D'amor (#13)

Report Created: Sat 5 October 2024 17:56 GMT+10 (Note: Timing is based on position data)

Page 2/12

[] Ranking at each section and finish
 -:-:- No data available at this section
 NA No data available

SCN Saddle cloth number
 DNF Did not finish
 DNT Did not track

data processed by TRIPLESDATA



Horse/Jockey Name	Bean Rocking
Final Rank	1
Fastest Section Time (Section)	0:08.39 (Overall)
Top Speed [km/h] (Section)	70.0 (1200m)
Race State	Finished



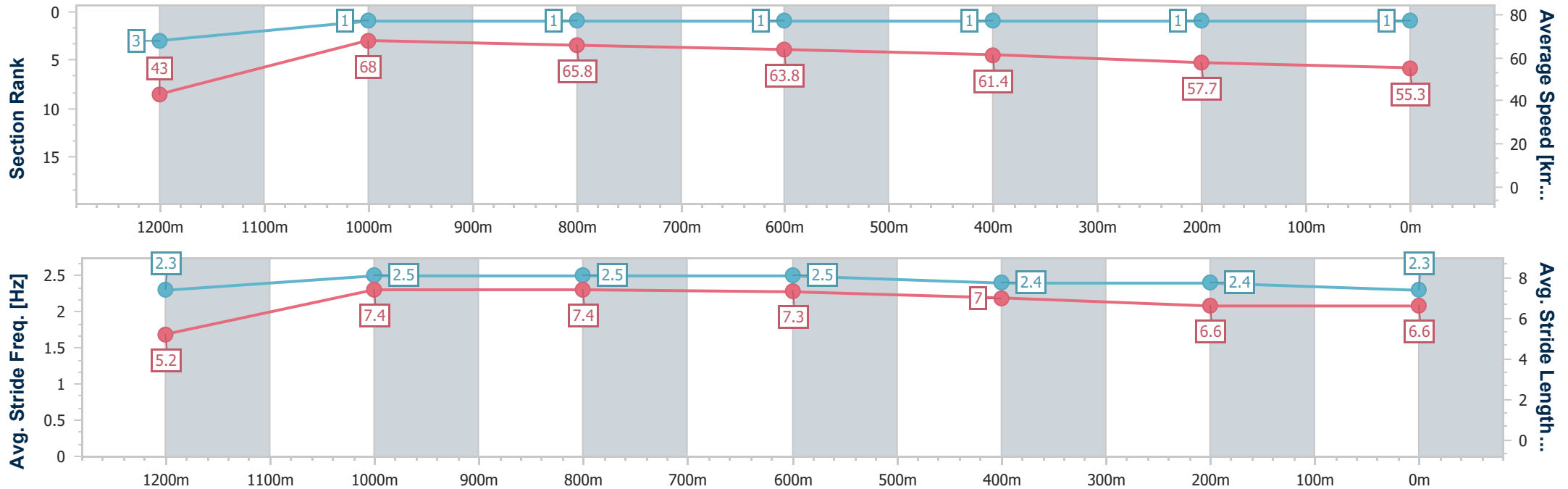
Toowoomba QLD Professional
Race 1: PCP Solutions BM58 Handicap - 1300m



05 October 2024 - 17:33

Track Rating: Good 4, Weather: Fine, Rail Position: +3m Entire

Section	Overall	1200m	1000m	800m	600m	400m	200m
Section Times	1:18.42 [1] (0:08.39)	1:10.03 [3] (0:10.63)	0:59.40 [1] (0:10.94)	0:48.46 [1] (0:11.30)	0:37.16 [1] (0:11.71)	0:25.45 [1] (0:12.43)	0:13.02 [1] (0:13.02)
Average Speed [km/h]	43.0	68.0	65.8	63.8	61.4	57.7	55.3
Top Speed [km/h]	65.7	70.0	67.0	65.0	64.1	59.2	56.8
Avg. Dist. to Rail [m]	4.4	2.8	1.5	0.4	0.3	0.3	0.4
Avg. Stride Freq. [Hz]	2.3	2.5	2.5	2.5	2.4	2.4	2.3
Avg. Stride Length [m]	5.2	7.4	7.4	7.3	7.0	6.6	6.6



- [] Ranking at each section and finish
- .-.- No data available at this section
- NA No data available



Horse/Jockey Name	Savvy Bee
Final Rank	2
Fastest Section Time (Section)	0:08.48 (Overall)
Top Speed [km/h] (Section)	69.1 (1200m)
Race State	Finished



Toowoomba QLD Professional

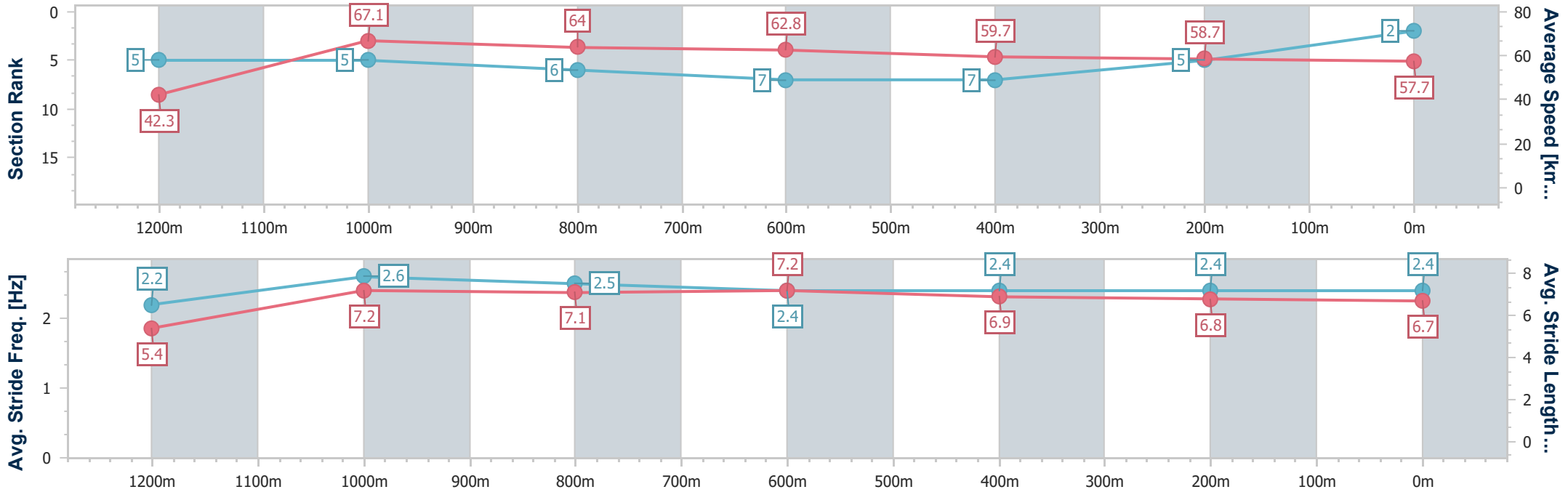
Race 1: PCP Solutions BM58 Handicap - 1300m

05 October 2024 - 17:33



Track Rating: Good 4, Weather: Fine, Rail Position: +3m Entire

Section	Overall	1200m	1000m	800m	600m	400m	200m
Section Times	1:19.08 [2] (0:08.48)	1:10.60 [5] (0:10.76)	0:59.84 [5] (0:11.36)	0:48.48 [6] (0:11.62)	0:36.86 [7] (0:12.13)	0:24.73 [7] (0:12.26)	0:12.47 [5] (0:12.47)
Average Speed [km/h]	42.3	67.1	64.0	62.8	59.7	58.7	57.7
Top Speed [km/h]	64.4	69.1	65.6	63.9	61.3	59.9	59.5
Avg. Dist. to Rail [m]	5.2	1.9	2.4	2.9	1.5	1.2	3.6
Avg. Stride Freq. [Hz]	2.2	2.6	2.5	2.4	2.4	2.4	2.4
Avg. Stride Length [m]	5.4	7.2	7.1	7.2	6.9	6.8	6.7



- [] Ranking at each section and finish
- .-.- No data available at this section
- NA No data available



Horse/Jockey Name	La Mano
Final Rank	3
Fastest Section Time (Section)	0:08.42 (Overall)
Top Speed [km/h] (Section)	69.0 (1200m)
Race State	Finished



Toowoomba QLD Professional

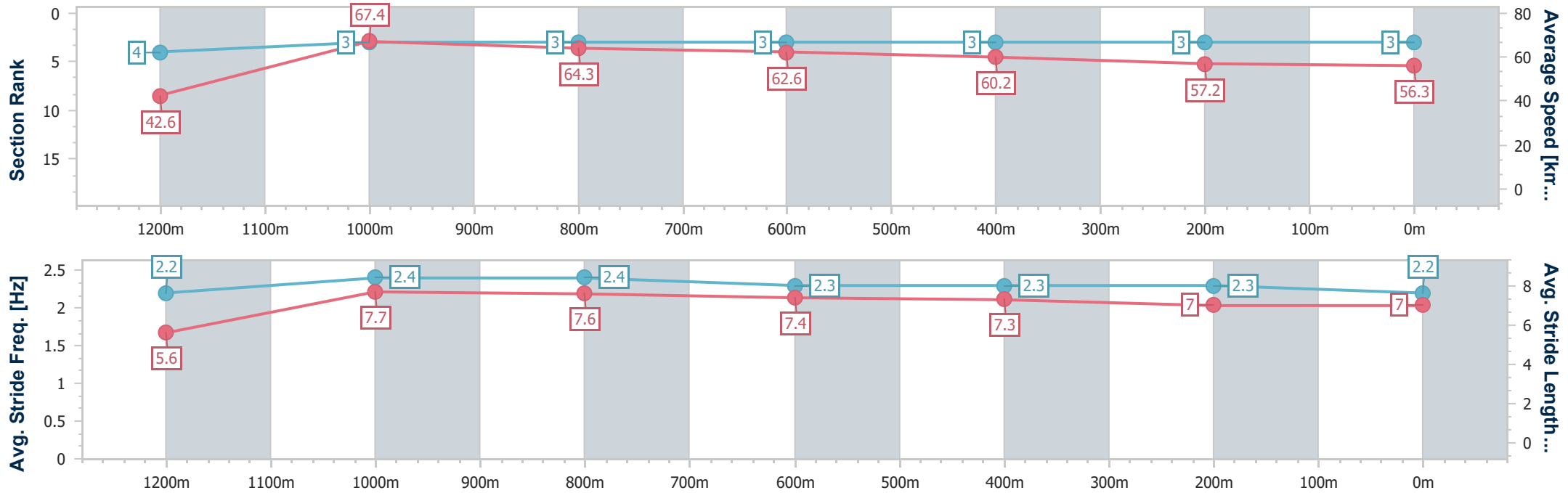
Race 1: PCP Solutions BM58 Handicap - 1300m

05 October 2024 - 17:33



Track Rating: Good 4, Weather: Fine, Rail Position: +3m Entire

Section	Overall	1200m	1000m	800m	600m	400m	200m
Section Times	1:19.09 [3] (0:08.42)	1:10.67 [4] (0:10.70)	0:59.97 [3] (0:11.21)	0:48.76 [3] (0:11.49)	0:37.27 [3] (0:11.89)	0:25.38 [3] (0:12.61)	0:12.77 [3] (0:12.77)
Average Speed [km/h]	42.6	67.4	64.3	62.6	60.2	57.2	56.3
Top Speed [km/h]	65.9	69.0	67.0	64.3	63.4	57.6	57.1
Avg. Dist. to Rail [m]	2.3	0.6	0.4	0.2	0.6	0.4	1.7
Avg. Stride Freq. [Hz]	2.2	2.4	2.4	2.3	2.3	2.3	2.2
Avg. Stride Length [m]	5.6	7.7	7.6	7.4	7.3	7.0	7.0



- [] Ranking at each section and finish
- .-.- No data available at this section
- NA No data available



Horse/Jockey Name	Takara Star
Final Rank	4
Fastest Section Time (Section)	0:08.37 (Overall)
Top Speed [km/h] (Section)	68.3 (1200m)
Race State	Finished



Toowoomba QLD Professional

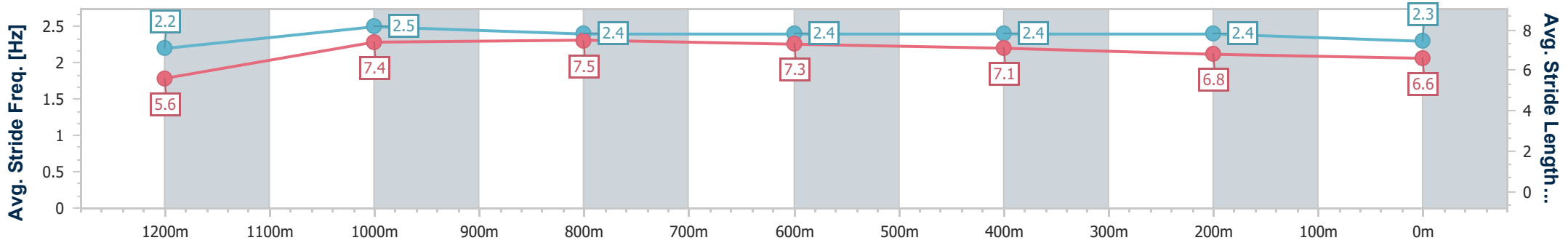
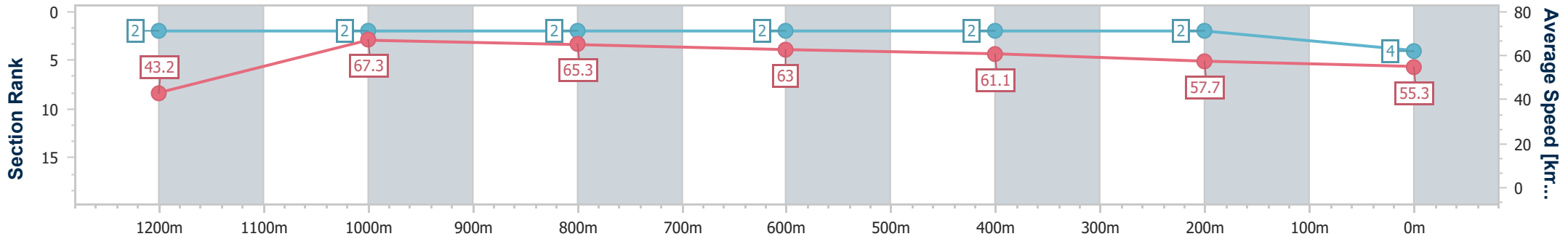
Race 1: PCP Solutions BM58 Handicap - 1300m

05 October 2024 - 17:33



Track Rating: Good 4, Weather: Fine, Rail Position: +3m Entire

Section	Overall	1200m	1000m	800m	600m	400m	200m
Section Times	1:19.11 [4] (0:08.37)	1:10.74 [2] (0:10.73)	1:00.01 [2] (0:11.04)	0:48.97 [2] (0:11.49)	0:37.48 [2] (0:11.96)	0:25.52 [2] (0:12.47)	0:13.05 [2] (0:13.05)
Average Speed [km/h]	43.2	67.3	65.3	63.0	61.1	57.7	55.3
Top Speed [km/h]	64.1	68.3	67.6	64.4	63.5	59.7	57.0
Avg. Dist. to Rail [m]	6.2	3.5	1.5	1.9	2.3	0.7	1.4
Avg. Stride Freq. [Hz]	2.2	2.5	2.4	2.4	2.4	2.4	2.3
Avg. Stride Length [m]	5.6	7.4	7.5	7.3	7.1	6.8	6.6



- [] Ranking at each section and finish
- .-.-.- No data available at this section
- NA No data available



Horse/Jockey Name	Tomydonka
Final Rank	5
Fastest Section Time (Section)	0:08.57 (Overall)
Top Speed [km/h] (Section)	68.0 (1200m)
Race State	Finished



Toowoomba QLD Professional

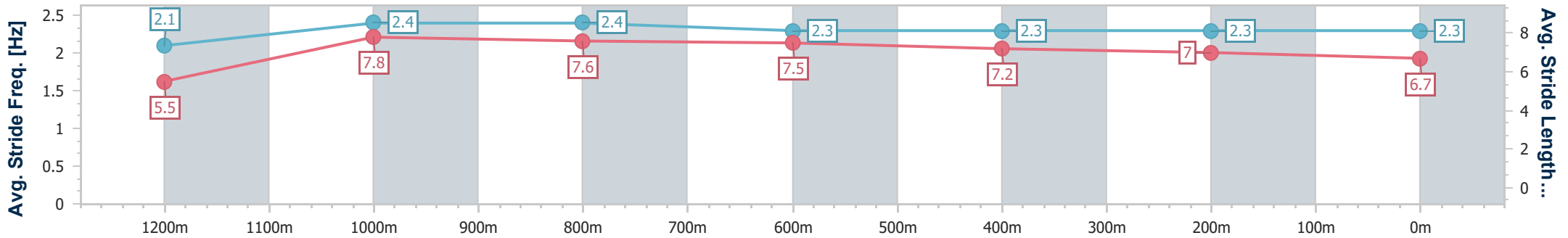
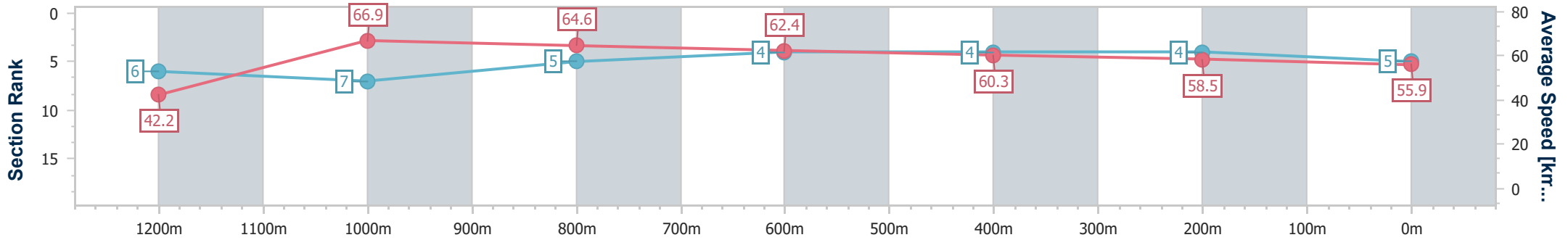
Race 1: PCP Solutions BM58 Handicap - 1300m

05 October 2024 - 17:33



Track Rating: Good 4, Weather: Fine, Rail Position: +3m Entire

Section	Overall	1200m	1000m	800m	600m	400m	200m
Section Times	1:19.38 [5] (0:08.57)	1:10.81 [6] (0:10.79)	1:00.02 [7] (0:11.15)	0:48.87 [5] (0:11.57)	0:37.30 [4] (0:12.00)	0:25.30 [4] (0:12.41)	0:12.89 [4] (0:12.89)
Average Speed [km/h]	42.2	66.9	64.6	62.4	60.3	58.5	55.9
Top Speed [km/h]	63.8	68.0	66.8	63.4	61.6	60.0	57.2
Avg. Dist. to Rail [m]	1.9	0.7	0.9	1.0	1.3	2.1	3.9
Avg. Stride Freq. [Hz]	2.1	2.4	2.4	2.3	2.3	2.3	2.3
Avg. Stride Length [m]	5.5	7.8	7.6	7.5	7.2	7.0	6.7



- [] Ranking at each section and finish
- .-.- No data available at this section
- NA No data available



Horse/Jockey Name	Picador
Final Rank	6
Fastest Section Time (Section)	0:08.68 (Overall)
Top Speed [km/h] (Section)	69.1 (1200m)
Race State	Finished



Toowoomba QLD Professional

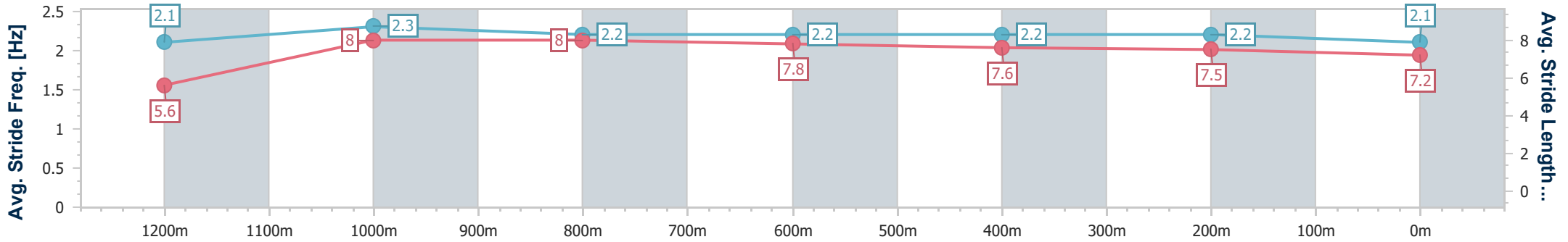
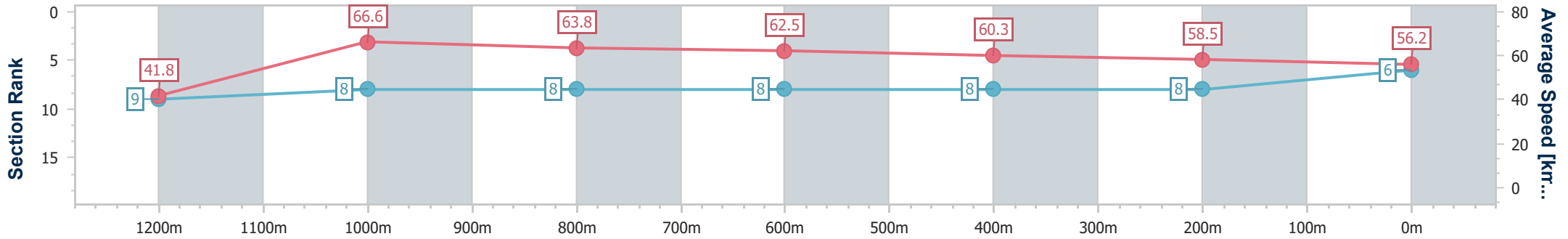
Race 1: PCP Solutions BM58 Handicap - 1300m

05 October 2024 - 17:33



Track Rating: Good 4, Weather: Fine, Rail Position: +3m Entire

Section	Overall	1200m	1000m	800m	600m	400m	200m
Section Times	1:19.81 [6] (0:08.68)	1:11.13 [9] (0:10.80)	1:00.33 [8] (0:11.38)	0:48.95 [8] (0:11.57)	0:37.38 [8] (0:12.04)	0:25.34 [8] (0:12.53)	0:12.81 [8] (0:12.81)
Average Speed [km/h]	41.8	66.6	63.8	62.5	60.3	58.5	56.2
Top Speed [km/h]	62.6	69.1	65.8	63.4	62.9	60.1	57.6
Avg. Dist. to Rail [m]	7.0	1.8	1.3	1.5	2.4	4.4	4.0
Avg. Stride Freq. [Hz]	2.1	2.3	2.2	2.2	2.2	2.2	2.1
Avg. Stride Length [m]	5.6	8.0	8.0	7.8	7.6	7.5	7.2



- [] Ranking at each section and finish
- .-.- No data available at this section
- NA No data available



Horse/Jockey Name	Radiant Queen
Final Rank	7
Fastest Section Time (Section)	0:09.08 (Overall)
Top Speed [km/h] (Section)	69.1 (1200m)
Race State	Finished



Toowoomba QLD Professional

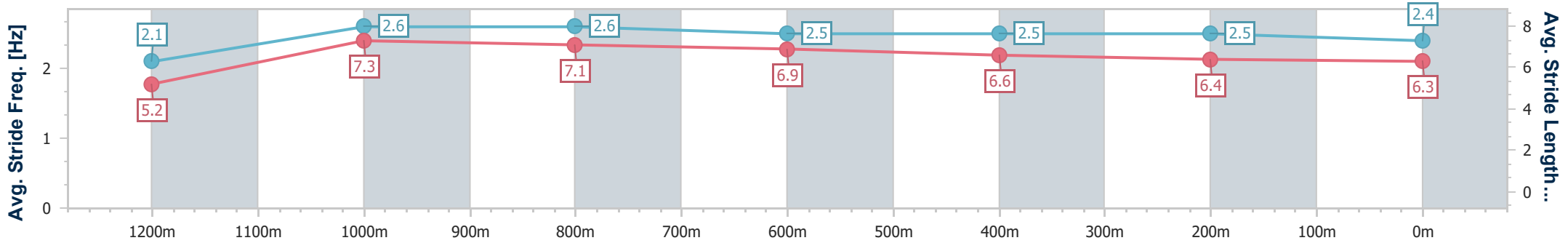
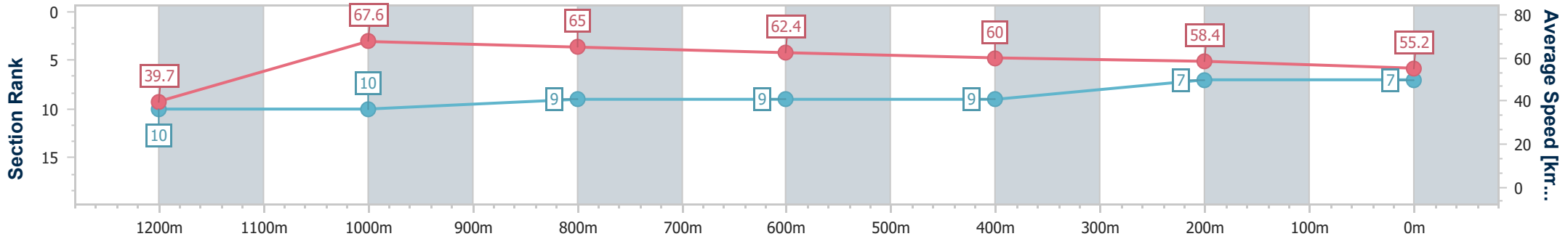
Race 1: PCP Solutions BM58 Handicap - 1300m

05 October 2024 - 17:33



Track Rating: Good 4, Weather: Fine, Rail Position: +3m Entire

Section	Overall	1200m	1000m	800m	600m	400m	200m
Section Times	1:19.91 [7] (0:09.08)	1:10.83 [10] (0:10.69)	1:00.14 [10] (0:11.11)	0:49.03 [9] (0:11.57)	0:37.46 [9] (0:12.11)	0:25.35 [9] (0:12.32)	0:13.03 [7] (0:13.03)
Average Speed [km/h]	39.7	67.6	65.0	62.4	60.0	58.4	55.2
Top Speed [km/h]	63.1	69.1	66.7	63.9	61.4	58.9	57.9
Avg. Dist. to Rail [m]	4.9	1.8	1.5	1.4	2.2	0.8	1.2
Avg. Stride Freq. [Hz]	2.1	2.6	2.6	2.5	2.5	2.5	2.4
Avg. Stride Length [m]	5.2	7.3	7.1	6.9	6.6	6.4	6.3



- [] Ranking at each section and finish
- .-.- No data available at this section
- NA No data available



Horse/Jockey Name	All Win
Final Rank	8
Fastest Section Time (Section)	0:08.63 (Overall)
Top Speed [km/h] (Section)	67.4 (1200m)
Race State	Finished



Toowoomba QLD Professional

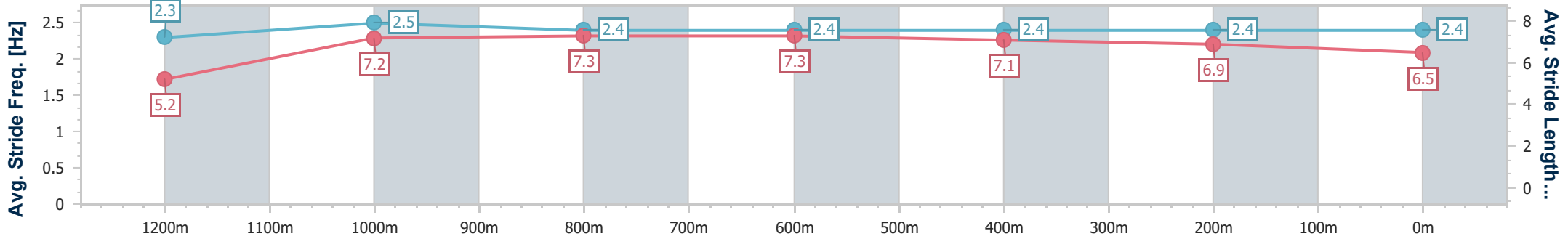
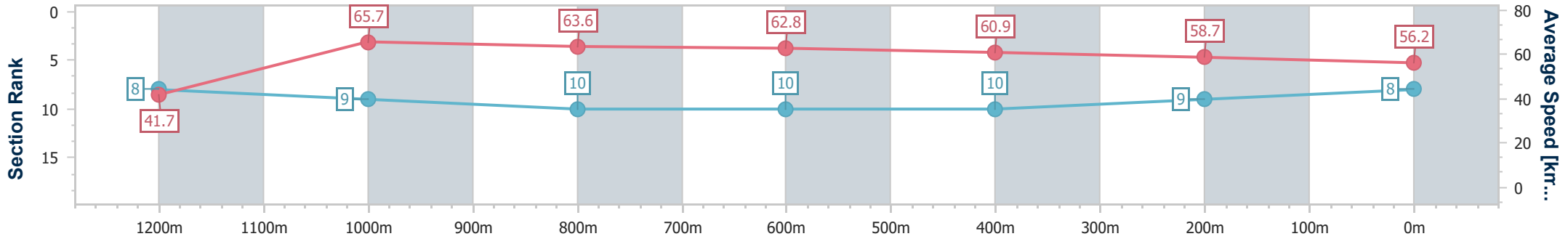
Race 1: PCP Solutions BM58 Handicap - 1300m

05 October 2024 - 17:33



Track Rating: Good 4, Weather: Fine, Rail Position: +3m Entire

Section	Overall	1200m	1000m	800m	600m	400m	200m
Section Times	1:20.01 [8] (0:08.63)	1:11.38 [8] (0:11.01)	1:00.37 [9] (0:11.45)	0:48.92 [10] (0:11.56)	0:37.36 [10] (0:12.10)	0:25.26 [10] (0:12.45)	0:12.81 [9] (0:12.81)
Average Speed [km/h]	41.7	65.7	63.6	62.8	60.9	58.7	56.2
Top Speed [km/h]	61.9	67.4	64.8	64.7	62.4	59.5	57.3
Avg. Dist. to Rail [m]	9.8	4.6	3.2	3.2	4.0	5.1	6.1
Avg. Stride Freq. [Hz]	2.3	2.5	2.4	2.4	2.4	2.4	2.4
Avg. Stride Length [m]	5.2	7.2	7.3	7.3	7.1	6.9	6.5



- [] Ranking at each section and finish
- .-.- No data available at this section
- NA No data available



Horse/Jockey Name	Better Than Booze
Final Rank	9
Fastest Section Time (Section)	0:08.32 (Overall)
Top Speed [km/h] (Section)	68.2 (1200m)
Race State	Finished



Toowoomba QLD Professional

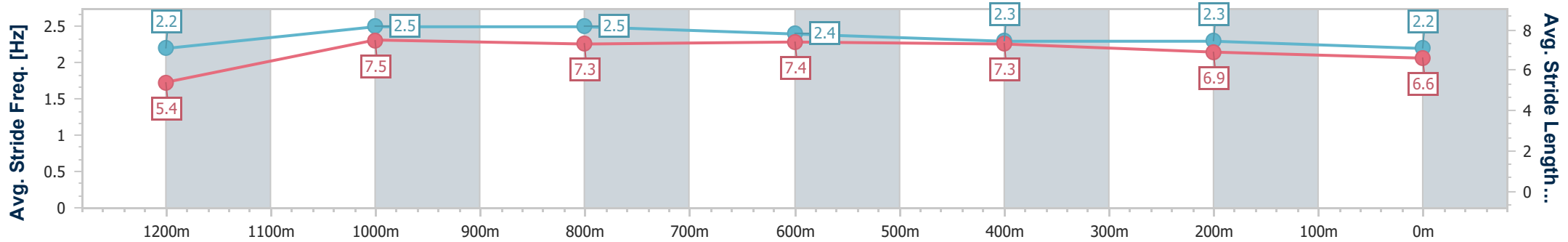
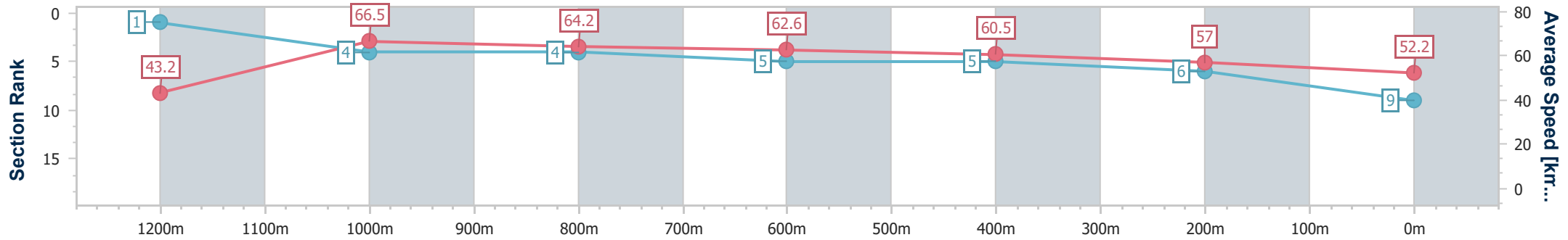
Race 1: PCP Solutions BM58 Handicap - 1300m

05 October 2024 - 17:33



Track Rating: Good 4, Weather: Fine, Rail Position: +3m Entire

Section	Overall	1200m	1000m	800m	600m	400m	200m
Section Times	1:20.62 [9] (0:08.32)	1:12.30 [1] (0:10.87)	1:01.43 [4] (0:11.29)	0:50.14 [4] (0:11.62)	0:38.52 [5] (0:12.02)	0:26.50 [5] (0:12.73)	0:13.77 [6] (0:13.77)
Average Speed [km/h]	43.2	66.5	64.2	62.6	60.5	57.0	52.2
Top Speed [km/h]	63.7	68.2	65.5	64.0	62.6	60.4	55.3
Avg. Dist. to Rail [m]	2.4	1.4	3.0	3.0	1.4	3.0	2.4
Avg. Stride Freq. [Hz]	2.2	2.5	2.5	2.4	2.3	2.3	2.2
Avg. Stride Length [m]	5.4	7.5	7.3	7.4	7.3	6.9	6.6



- [] Ranking at each section and finish
- .-.- No data available at this section
- NA No data available



Horse/Jockey Name	Old Salt
Final Rank	10
Fastest Section Time (Section)	0:08.61 (Overall)
Top Speed [km/h] (Section)	69.1 (1200m)
Race State	Finished



Toowoomba QLD Professional

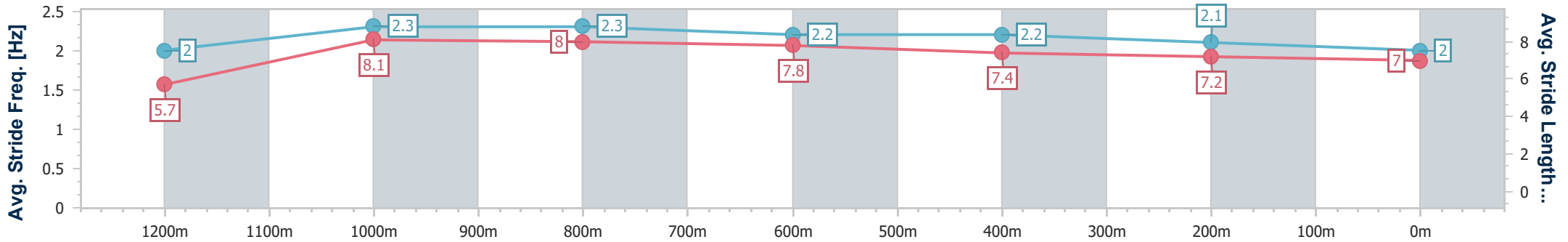
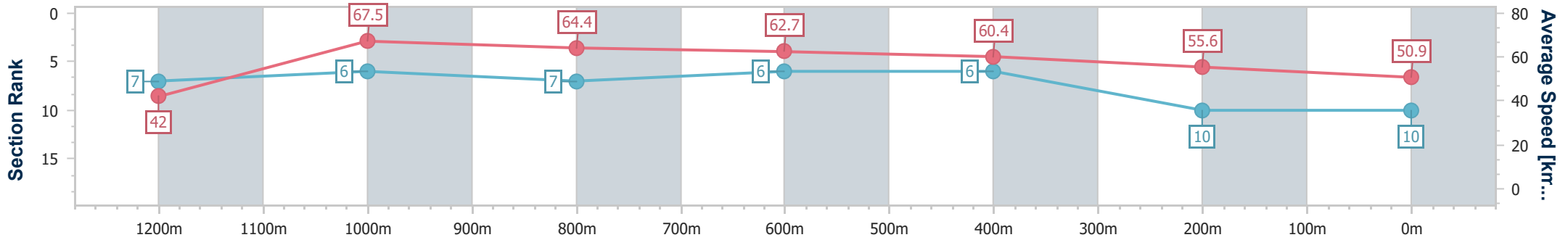
Race 1: PCP Solutions BM58 Handicap - 1300m

05 October 2024 - 17:33



Track Rating: Good 4, Weather: Fine, Rail Position: +3m Entire

Section	Overall	1200m	1000m	800m	600m	400m	200m
Section Times	1:21.40 [10] (0:08.61)	1:12.79 [7] (0:10.73)	1:02.06 [6] (0:11.27)	0:50.79 [7] (0:11.57)	0:39.22 [6] (0:11.99)	0:27.23 [6] (0:13.11)	0:14.12 [10] (0:14.12)
Average Speed [km/h]	42.0	67.5	64.4	62.7	60.4	55.6	50.9
Top Speed [km/h]	63.9	69.1	66.1	64.0	63.2	58.4	53.0
Avg. Dist. to Rail [m]	8.3	4.6	2.8	2.6	1.5	2.7	4.1
Avg. Stride Freq. [Hz]	2.0	2.3	2.3	2.2	2.2	2.1	2.0
Avg. Stride Length [m]	5.7	8.1	8.0	7.8	7.4	7.2	7.0



- [] Ranking at each section and finish
- .-.- No data available at this section
- NA No data available



Toowoomba QLD Professional

Race 2: Chia-Sheng Chui Class 2 Handicap - 1000m

05 October 2024 - 18:13



Track Rating: Good 4, Weather: Fine, Rail Position: +3m Entire

Section											Last 600m		
Field Times		Overall	800m	600m	400m	200m						0:34.82	
		0:59.16 (0:13.66)	0:45.50 (0:10.68)	0:34.82 (0:11.18)	0:23.64 (0:11.62)	0:12.02 (0:12.02)							
Rank	TAB	Horse/Jockey	Barrier	Top Speed [km/h]	Fastest Section							Margin	Distance Travelled [m]
1	7	THAT'S AN EXTRA Les Tilley	1	68.3 800m	0:10.54 800m	0:59.16 [1] (0:14.05)	0:45.11 [4] (0:10.54)	0:34.57 [3] (0:11.04)	0:23.53 [3] (0:11.51)	0:12.02 [1] (0:12.02)	0:59.16	0:34.57	
2	3	KWAMI Kenji Yoshida	2	68.6 800m	0:10.68 800m	0:59.64 [2] (0:14.17)	0:45.47 [7] (0:10.68)	0:34.79 [4] (0:10.91)	0:23.88 [4] (0:11.62)	0:12.26 [4] (0:12.26)	2.8L	0:34.79	+5
3	2	MASTER GEE Rob Thorburn	5	69.3 800m	0:10.81 800m	0:59.72 [3] (0:14.15)	0:45.57 [6] (0:10.81)	0:34.76 [7] (0:11.18)	0:23.58 [6] (0:11.57)	0:12.01 [6] (0:12.01)	3.2L	0:34.76	+11
4	5	MACHINE HEAD Nathan Fazackerley	4	68.9 Overall	0:10.68 800m	0:59.78 [4] (0:13.66)	0:46.12 [1] (0:10.68)	0:35.44 [1] (0:11.21)	0:24.23 [2] (0:11.59)	0:12.64 [2] (0:12.64)	3.4L	0:35.44	+6
5	6	FLUDWAY Karl Zechner	9	68.1 800m	0:10.98 800m	0:59.93 [5] (0:14.19)	0:45.74 [8] (0:10.98)	0:34.76 [9] (0:11.29)	0:23.47 [8] (0:11.40)	0:12.07 [7] (0:12.07)	4.2L	0:34.76	+12
6	8	HUSS ON FIRST Jake Molloy	3	67.9 800m	0:10.80 800m	0:59.99 [6] (0:14.13)	0:45.86 [5] (0:10.80)	0:35.06 [6] (0:11.33)	0:23.73 [7] (0:11.64)	0:12.09 [8] (0:12.09)	4.5L	0:35.06	+5
7	4	SECRET SPY Landan Sykes	6	67.8 600m	0:10.67 800m	1:00.04 [7] (0:14.42)	0:45.62 [9] (0:10.67)	0:34.95 [8] (0:10.92)	0:24.03 [5] (0:11.63)	0:12.40 [5] (0:12.40)	4.7L	0:34.95	-1
8	9	LETS DANCE JANDY Olivia Kendal	8	68.6 800m	0:10.72 800m	1:00.11 [8] (0:13.73)	0:46.38 [2] (0:10.72)	0:35.66 [2] (0:11.07)	0:24.59 [1] (0:11.67)	0:12.92 [3] (0:12.92)	5L	0:35.66	+9
9	1	BELLA BABE Nozi Tomizawa	10	67.1 800m	0:10.91 800m	1:00.28 [9] (0:14.46)	0:45.82 [10] (0:10.91)	0:34.91 [10] (0:11.17)	0:23.74 [9] (0:11.37)	0:12.37 [9] (0:12.37)	6L	0:34.91	+10
10	11	VIENNESE LOVER Luke Tarrant	7	70.3 Overall	0:10.83 800m	1:03.07 [10] (0:14.03)	0:49.04 [3] (0:10.83)	0:38.21 [5] (0:11.69)	0:26.52 [10] (0:12.71)	0:13.81 [10] (0:13.81)	22.3L	0:38.21	+12

Scratched: Mr Evans (#13), Eye Wanted (#12), Hokusai (#10)

[] Ranking at each section and finish
 -:-:- No data available at this section
 NA No data available

SCN Saddle cloth number
 DNF Did not finish
 DNT Did not track



Horse/Jockey Name	That's An Extra
Final Rank	1
Fastest Section Time (Section)	0:10.54 (800m)
Top Speed [km/h] (Section)	68.3 (800m)
Race State	Finished



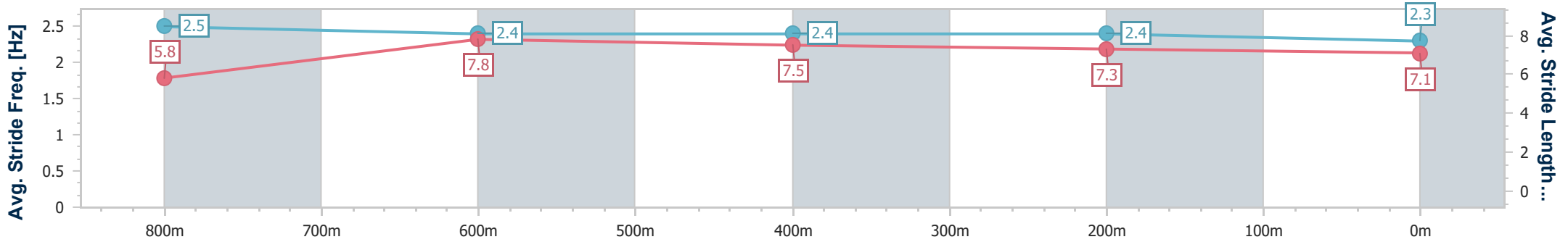
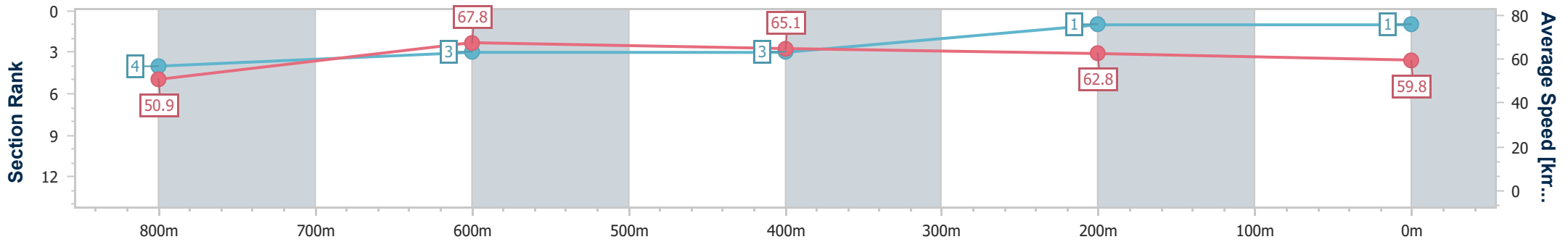
Toowoomba QLD Professional
Race 2: Chia-Sheng Chui Class 2 Handicap - 1000m



05 October 2024 - 18:13

Track Rating: Good 4, Weather: Fine, Rail Position: +3m Entire

Section	Overall	800m	600m	400m	200m
Section Times	0:59.16 [1] (0:14.05)	0:45.11 [4] (0:10.54)	0:34.57 [3] (0:11.04)	0:23.53 [3] (0:11.51)	0:12.02 [1] (0:12.02)
Average Speed [km/h]	50.9	67.8	65.1	62.8	59.8
Top Speed [km/h]	66.6	68.3	67.4	64.1	62.2
Avg. Dist. to Rail [m]	1.8	2.1	0.9	1.5	1.2
Avg. Stride Freq. [Hz]	2.5	2.4	2.4	2.4	2.3
Avg. Stride Length [m]	5.8	7.8	7.5	7.3	7.1



- [] Ranking at each section and finish
- .-.- No data available at this section
- NA No data available



Horse/Jockey Name	Kwami
Final Rank	2
Fastest Section Time (Section)	0:10.68 (800m)
Top Speed [km/h] (Section)	68.6 (800m)
Race State	Finished



Toowoomba QLD Professional

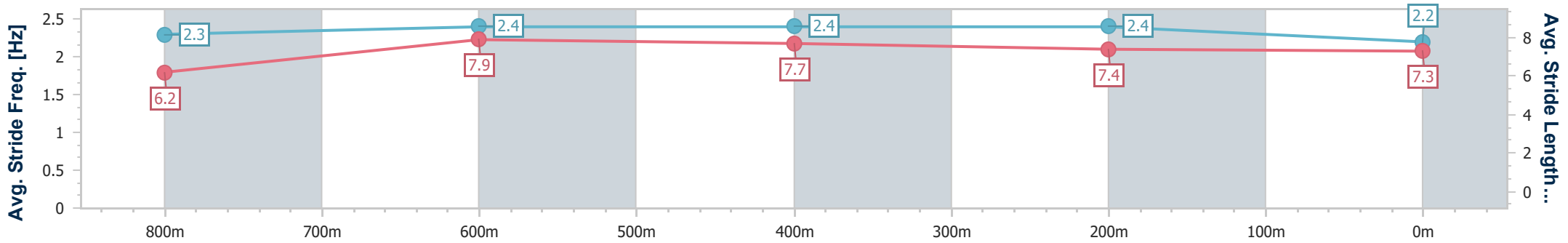
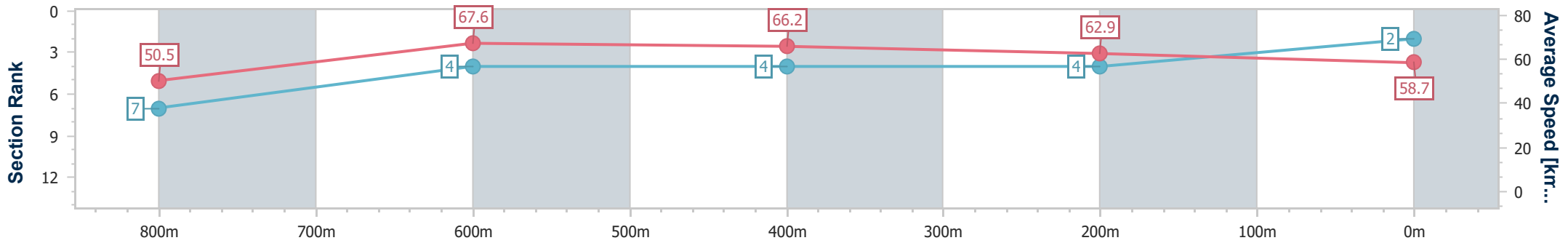
Race 2: Chia-Sheng Chui Class 2 Handicap - 1000m

05 October 2024 - 18:13



Track Rating: Good 4, Weather: Fine, Rail Position: +3m Entire

Section	Overall	800m	600m	400m	200m
Section Times	0:59.64 [2] (0:14.17)	0:45.47 [7] (0:10.68)	0:34.79 [4] (0:10.91)	0:23.88 [4] (0:11.62)	0:12.26 [4] (0:12.26)
Average Speed [km/h]	50.5	67.6	66.2	62.9	58.7
Top Speed [km/h]	67.6	68.6	68.4	65.8	61.6
Avg. Dist. to Rail [m]	1.2	0.6	1.2	3.7	2.1
Avg. Stride Freq. [Hz]	2.3	2.4	2.4	2.4	2.2
Avg. Stride Length [m]	6.2	7.9	7.7	7.4	7.3



- [] Ranking at each section and finish
- .-.- No data available at this section
- NA No data available



Horse/Jockey Name	Master Gee
Final Rank	3
Fastest Section Time (Section)	0:10.81 (800m)
Top Speed [km/h] (Section)	69.3 (800m)
Race State	Finished



Toowoomba QLD Professional

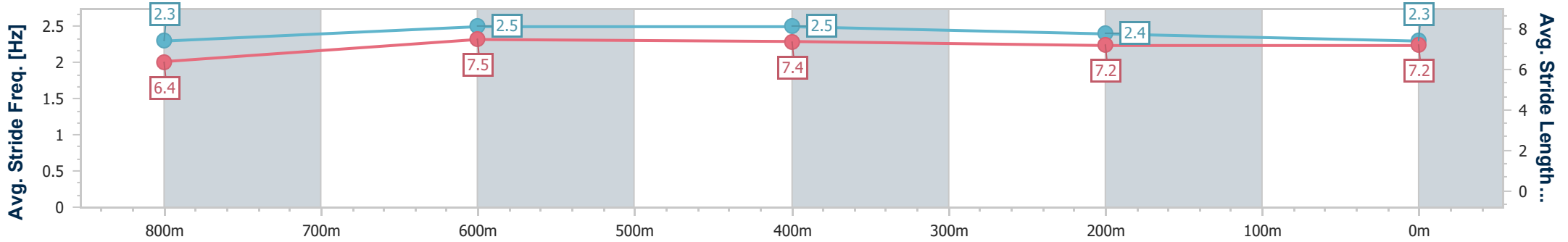
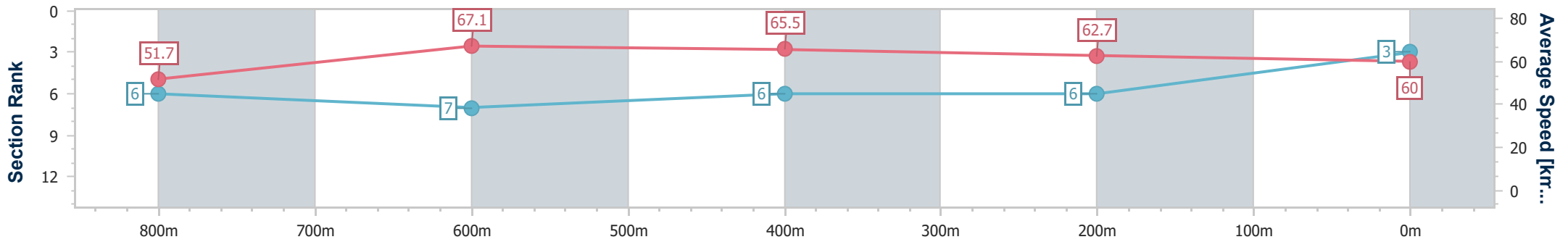
Race 2: Chia-Sheng Chui Class 2 Handicap - 1000m

05 October 2024 - 18:13



Track Rating: Good 4, Weather: Fine, Rail Position: +3m Entire

Section	Overall	800m	600m	400m	200m
Section Times	0:59.72 [3] (0:14.15)	0:45.57 [6] (0:10.81)	0:34.76 [7] (0:11.18)	0:23.58 [6] (0:11.57)	0:12.01 [6] (0:12.01)
Average Speed [km/h]	51.7	67.1	65.5	62.7	60.0
Top Speed [km/h]	68.1	69.3	66.5	64.4	62.9
Avg. Dist. to Rail [m]	4.7	3.0	2.8	2.7	2.8
Avg. Stride Freq. [Hz]	2.3	2.5	2.5	2.4	2.3
Avg. Stride Length [m]	6.4	7.5	7.4	7.2	7.2



- [] Ranking at each section and finish
- .-.- No data available at this section
- NA No data available



Horse/Jockey Name	Machine Head
Final Rank	4
Fastest Section Time (Section)	0:10.68 (800m)
Top Speed [km/h] (Section)	68.9 (Overall)
Race State	Finished



Toowoomba QLD Professional

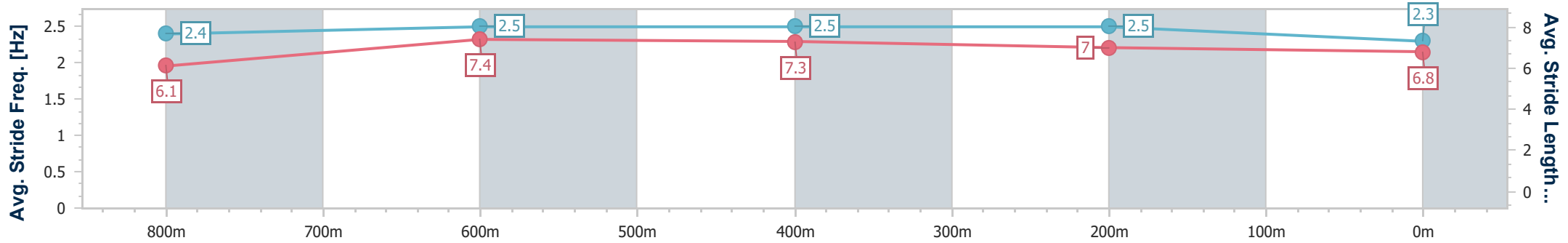
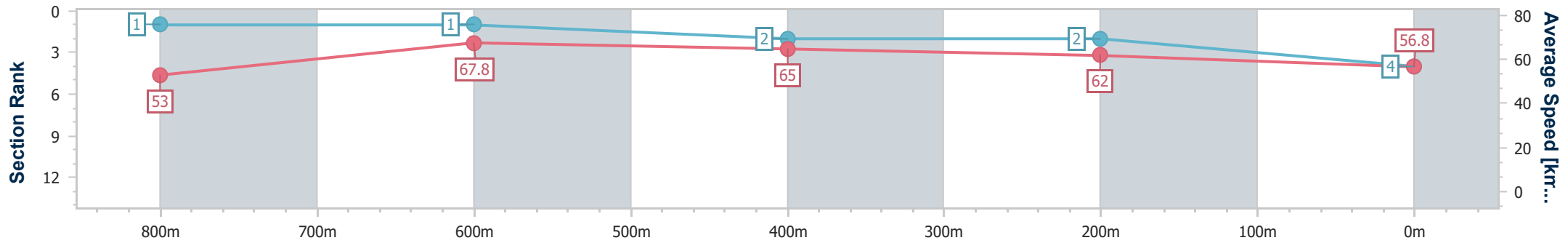
Race 2: Chia-Sheng Chui Class 2 Handicap - 1000m

05 October 2024 - 18:13



Track Rating: Good 4, Weather: Fine, Rail Position: +3m Entire

Section	Overall	800m	600m	400m	200m
Section Times	0:59.78 [4] (0:13.66)	0:46.12 [1] (0:10.68)	0:35.44 [1] (0:11.21)	0:24.23 [2] (0:11.59)	0:12.64 [2] (0:12.64)
Average Speed [km/h]	53.0	67.8	65.0	62.0	56.8
Top Speed [km/h]	68.9	68.3	67.4	63.3	60.0
Avg. Dist. to Rail [m]	2.8	2.1	2.1	1.2	1.7
Avg. Stride Freq. [Hz]	2.4	2.5	2.5	2.5	2.3
Avg. Stride Length [m]	6.1	7.4	7.3	7.0	6.8



- [] Ranking at each section and finish
- .-.- No data available at this section
- NA No data available



Horse/Jockey Name	Fludway
Final Rank	5
Fastest Section Time (Section)	0:10.98 (800m)
Top Speed [km/h] (Section)	68.1 (800m)
Race State	Finished



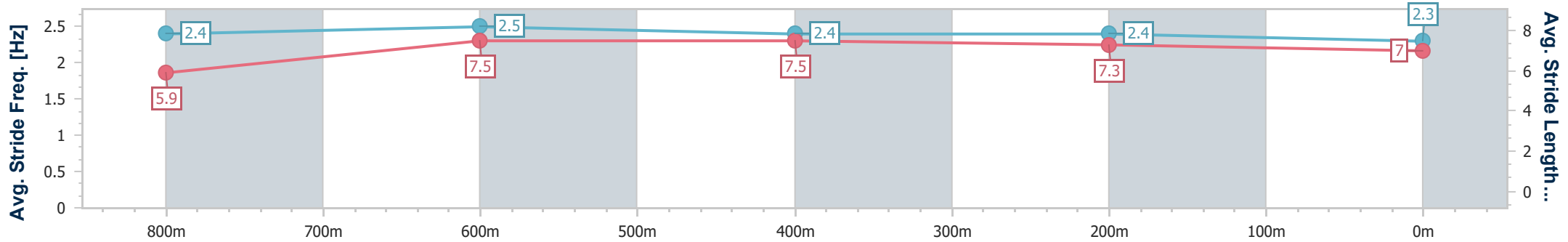
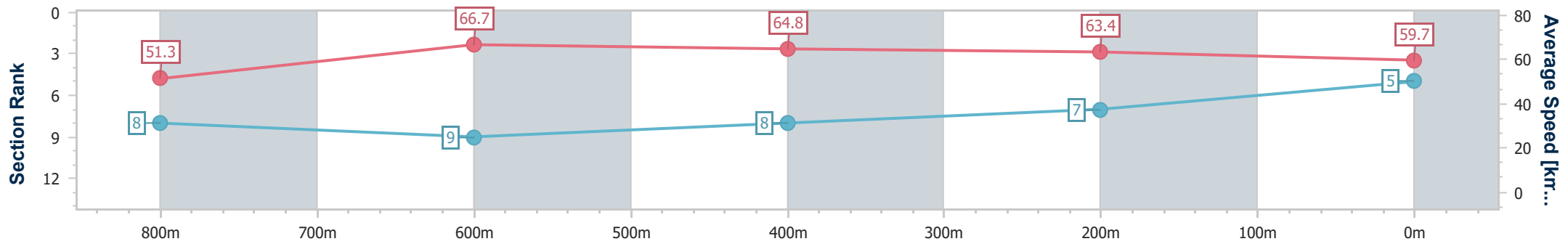
Toowoomba QLD Professional
Race 2: Chia-Sheng Chui Class 2 Handicap - 1000m



05 October 2024 - 18:13

Track Rating: Good 4, Weather: Fine, Rail Position: +3m Entire

Section	Overall	800m	600m	400m	200m
Section Times	0:59.93 [5] (0:14.19)	0:45.74 [8] (0:10.98)	0:34.76 [9] (0:11.29)	0:23.47 [8] (0:11.40)	0:12.07 [7] (0:12.07)
Average Speed [km/h]	51.3	66.7	64.8	63.4	59.7
Top Speed [km/h]	66.7	68.1	66.8	64.7	61.5
Avg. Dist. to Rail [m]	6.2	4.0	2.9	1.7	2.1
Avg. Stride Freq. [Hz]	2.4	2.5	2.4	2.4	2.3
Avg. Stride Length [m]	5.9	7.5	7.5	7.3	7.0



- [] Ranking at each section and finish
- .-.- No data available at this section
- NA No data available



Horse/Jockey Name	Huss On First
Final Rank	6
Fastest Section Time (Section)	0:10.80 (800m)
Top Speed [km/h] (Section)	67.9 (800m)
Race State	Finished



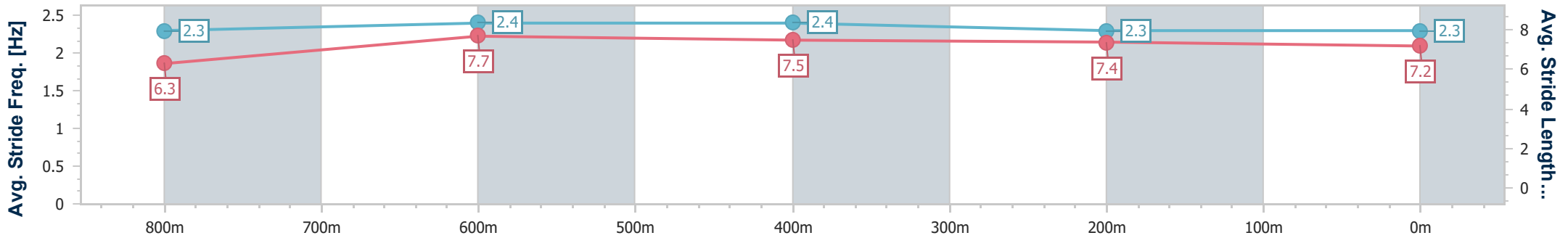
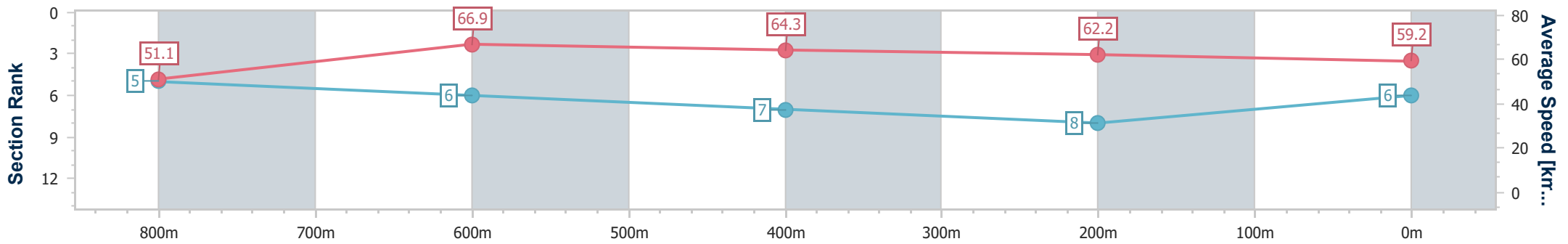
Toowoomba QLD Professional
Race 2: Chia-Sheng Chui Class 2 Handicap - 1000m



05 October 2024 - 18:13

Track Rating: Good 4, Weather: Fine, Rail Position: +3m Entire

Section	Overall	800m	600m	400m	200m
Section Times	0:59.99 [6] (0:14.13)	0:45.86 [5] (0:10.80)	0:35.06 [6] (0:11.33)	0:23.73 [7] (0:11.64)	0:12.09 [8] (0:12.09)
Average Speed [km/h]	51.1	66.9	64.3	62.2	59.2
Top Speed [km/h]	67.7	67.9	66.5	63.8	62.3
Avg. Dist. to Rail [m]	1.0	1.8	2.3	1.0	0.6
Avg. Stride Freq. [Hz]	2.3	2.4	2.4	2.3	2.3
Avg. Stride Length [m]	6.3	7.7	7.5	7.4	7.2



- [] Ranking at each section and finish
- .-.- No data available at this section
- NA No data available



Horse/Jockey Name	Secret Spy
Final Rank	7
Fastest Section Time (Section)	0:10.67 (800m)
Top Speed [km/h] (Section)	67.8 (600m)
Race State	Finished



Toowoomba QLD Professional

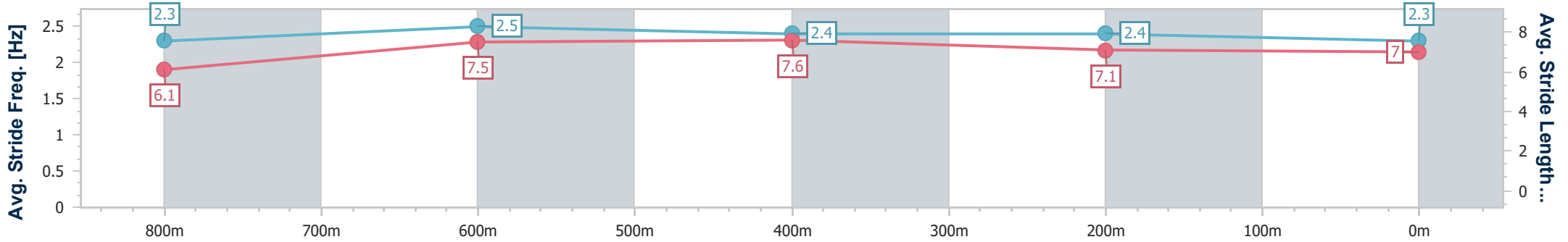
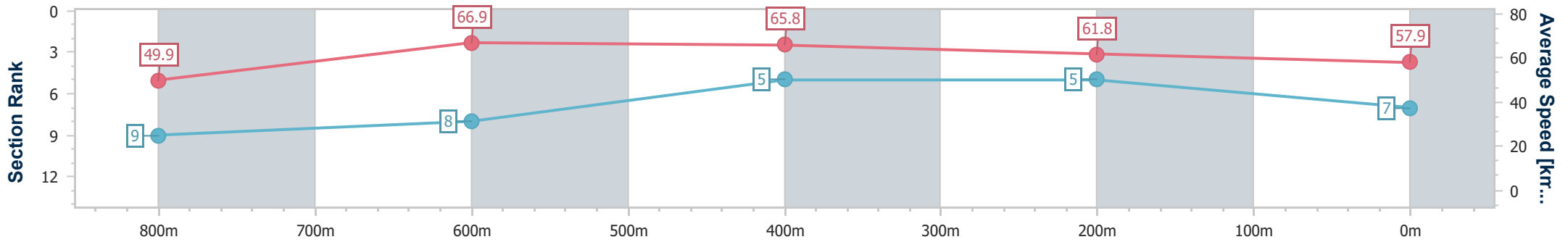
Race 2: Chia-Sheng Chui Class 2 Handicap - 1000m

05 October 2024 - 18:13

Track Rating: Good 4, Weather: Fine, Rail Position: +3m Entire



Section	Overall	800m	600m	400m	200m
Section Times	1:00.04 [7] (0:14.42)	0:45.62 [9] (0:10.67)	0:34.95 [8] (0:10.92)	0:24.03 [5] (0:11.63)	0:12.40 [5] (0:12.40)
Average Speed [km/h]	49.9	66.9	65.8	61.8	57.9
Top Speed [km/h]	67.1	67.8	67.8	64.4	60.6
Avg. Dist. to Rail [m]	2.0	1.3	0.8	0.7	1.0
Avg. Stride Freq. [Hz]	2.3	2.5	2.4	2.4	2.3
Avg. Stride Length [m]	6.1	7.5	7.6	7.1	7.0



- [] Ranking at each section and finish
- .-.- No data available at this section
- NA No data available



Horse/Jockey Name	Lets Dance Jandy
Final Rank	8
Fastest Section Time (Section)	0:10.72 (800m)
Top Speed [km/h] (Section)	68.6 (800m)
Race State	Finished



Toowoomba QLD Professional

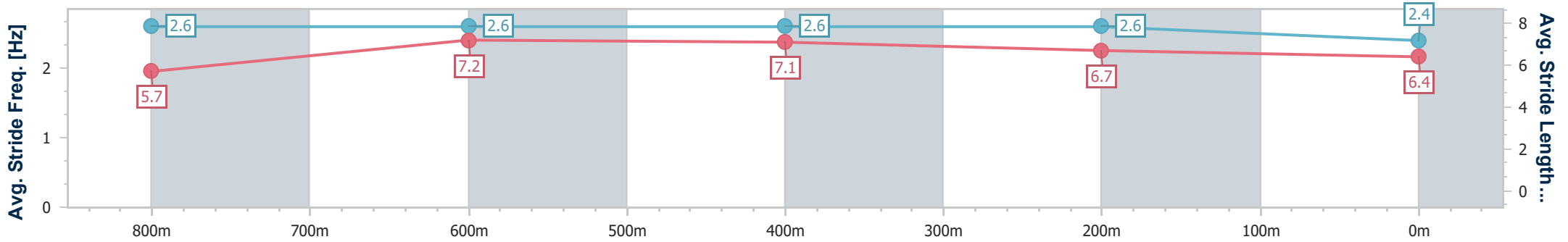
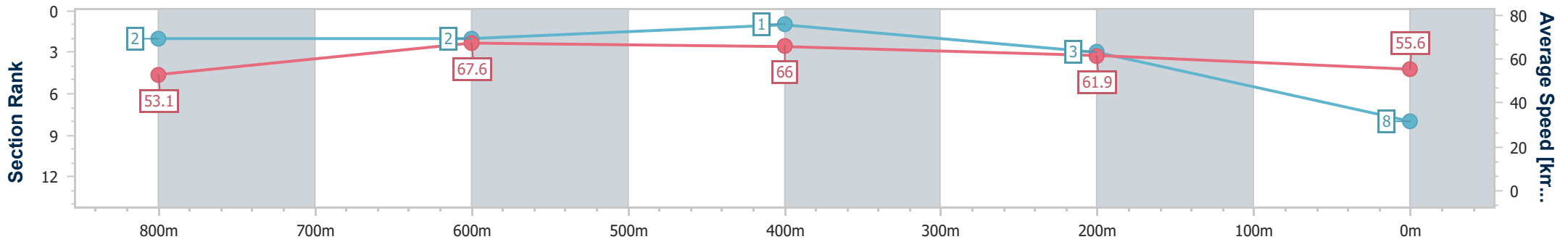
Race 2: Chia-Sheng Chui Class 2 Handicap - 1000m

05 October 2024 - 18:13



Track Rating: Good 4, Weather: Fine, Rail Position: +3m Entire

Section	Overall	800m	600m	400m	200m
Section Times	1:00.11 [8] (0:13.73)	0:46.38 [2] (0:10.72)	0:35.66 [2] (0:11.07)	0:24.59 [1] (0:11.67)	0:12.92 [3] (0:12.92)
Average Speed [km/h]	53.1	67.6	66.0	61.9	55.6
Top Speed [km/h]	68.4	68.6	67.3	63.3	59.6
Avg. Dist. to Rail [m]	5.8	2.4	2.2	1.1	0.3
Avg. Stride Freq. [Hz]	2.6	2.6	2.6	2.6	2.4
Avg. Stride Length [m]	5.7	7.2	7.1	6.7	6.4



- [] Ranking at each section and finish
- .-.- No data available at this section
- NA No data available



Horse/Jockey Name	Bella Babe
Final Rank	9
Fastest Section Time (Section)	0:10.91 (800m)
Top Speed [km/h] (Section)	67.1 (800m)
Race State	Finished



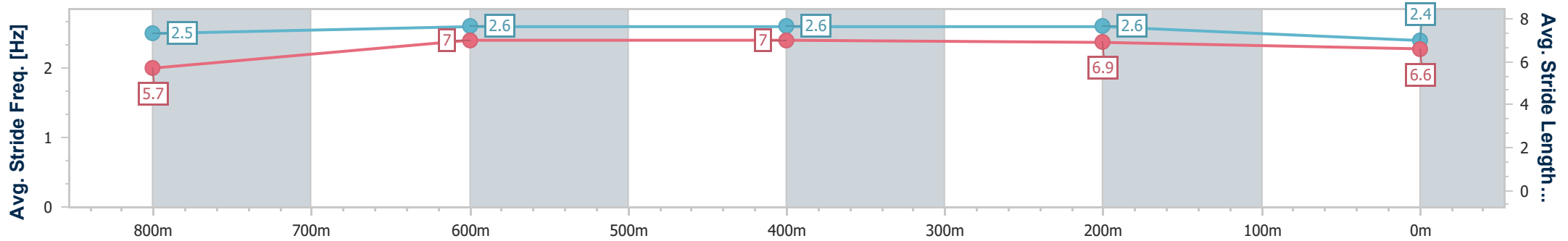
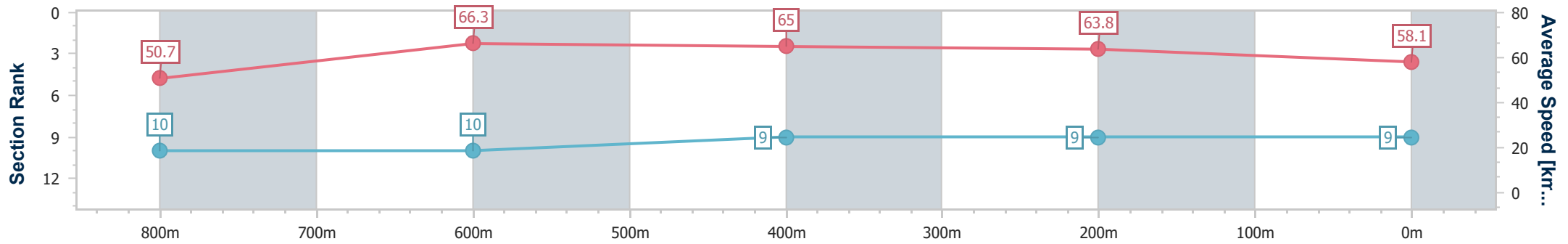
Toowoomba QLD Professional
Race 2: Chia-Sheng Chui Class 2 Handicap - 1000m



05 October 2024 - 18:13

Track Rating: Good 4, Weather: Fine, Rail Position: +3m Entire

Section	Overall	800m	600m	400m	200m
Section Times	1:00.28 [9] (0:14.46)	0:45.82 [10] (0:10.91)	0:34.91 [10] (0:11.17)	0:23.74 [9] (0:11.37)	0:12.37 [9] (0:12.37)
Average Speed [km/h]	50.7	66.3	65.0	63.8	58.1
Top Speed [km/h]	65.5	67.1	66.9	65.0	63.4
Avg. Dist. to Rail [m]	7.3	1.9	2.1	1.3	0.5
Avg. Stride Freq. [Hz]	2.5	2.6	2.6	2.6	2.4
Avg. Stride Length [m]	5.7	7.0	7.0	6.9	6.6



- [] Ranking at each section and finish
- .-.- No data available at this section
- NA No data available



Horse/Jockey Name	Viennese Lover
Final Rank	10
Fastest Section Time (Section)	0:10.83 (800m)
Top Speed [km/h] (Section)	70.3 (Overall)
Race State	Finished



Toowoomba QLD Professional

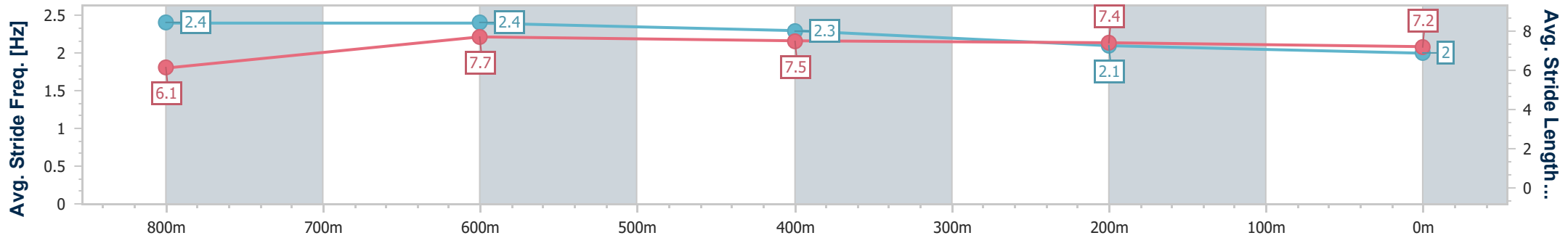
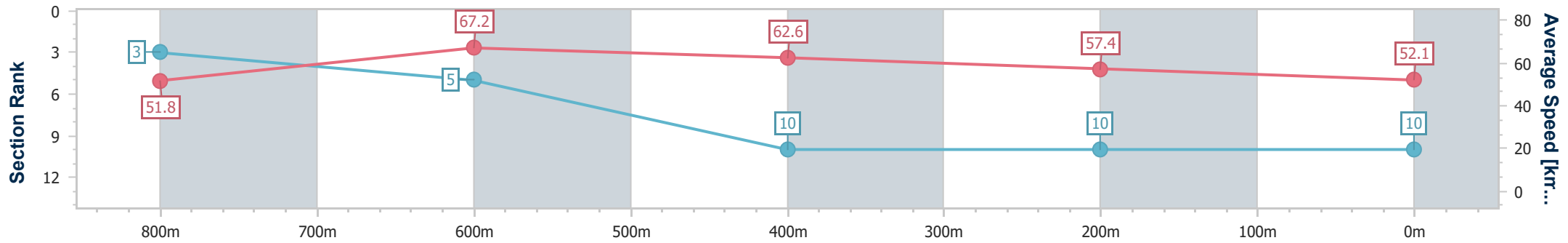
Race 2: Chia-Sheng Chui Class 2 Handicap - 1000m

05 October 2024 - 18:13



Track Rating: Good 4, Weather: Fine, Rail Position: +3m Entire

Section	Overall	800m	600m	400m	200m
Section Times	1:03.07 [10] (0:14.03)	0:49.04 [3] (0:10.83)	0:38.21 [5] (0:11.69)	0:26.52 [10] (0:12.71)	0:13.81 [10] (0:13.81)
Average Speed [km/h]	51.8	67.2	62.6	57.4	52.1
Top Speed [km/h]	70.3	69.3	65.3	59.4	54.7
Avg. Dist. to Rail [m]	4.4	3.5	3.9	2.0	0.9
Avg. Stride Freq. [Hz]	2.4	2.4	2.3	2.1	2.0
Avg. Stride Length [m]	6.1	7.7	7.5	7.4	7.2



- [] Ranking at each section and finish
- .-.- No data available at this section
- NA No data available



Toowoomba QLD Professional

Race 3: The Nitschke Family Class 3 Handicap - 1625m

05 October 2024 - 18:53



Track Rating: Good 4, Weather: Fine, Rail Position: +3m Entire

Section		Overall	1400m	1200m	1000m	800m	600m	400m	Last 600m				
Field Times		1:38.84 (0:15.08)	1:23.76 (0:11.47)	1:12.29 (0:11.91)	1:00.38 (0:11.96)	0:48.42 (0:12.09)	0:36.33 (0:11.93)	0:24.40 (0:12.03)	0:36.33				
Rank	TAB Horse/Jockey	Barrier	Top Speed [km/h]	Fastest Section	Distance Travelled [m]								
1	2 NERANO Les Tilley	6	67.9	0:11.47	1:38.84 [1] (0:15.08)	1:23.76 [1] (0:11.47)	1:12.29 [1] (0:11.91)	1:00.38 [1] (0:11.96)	0:48.42 [1] (0:12.09)	0:36.33 [1] (0:11.93)	0:24.40 [1] (0:12.03)	0:36.33	
2	3 CONNEWARRE Olivia Kendal	2	65.2	0:11.50	1:39.06 [2] (0:15.70)	1:23.36 [6] (0:11.50)	1:11.86 [7] (0:12.04)	0:59.82 [7] (0:11.92)	0:47.90 [7] (0:12.25)	0:35.65 [7] (0:11.79)	0:23.86 [6] (0:12.03)	0:35.65	-1
3	4 BRINGME Justin Huxtable	8	67.6	0:11.43	1:39.35 [3] (0:15.61)	1:23.74 [5] (0:11.43)	1:12.31 [5] (0:11.47)	1:00.84 [2] (0:12.07)	0:48.77 [2] (0:12.13)	0:36.64 [2] (0:11.86)	0:24.78 [2] (0:12.10)	0:36.64	+6
4	5 CRIMSON WARNING Nozi Tomizawa	7	67.6	0:11.51	1:39.66 [4] (0:15.18)	1:24.48 [2] (0:11.51)	1:12.97 [2] (0:11.88)	1:01.09 [3] (0:12.13)	0:48.96 [3] (0:12.07)	0:36.89 [3] (0:11.93)	0:24.96 [3] (0:12.11)	0:36.89	+5
5	6 FIDDLER ONTHE ROOF Amy Graham	5	66.6	0:11.48	1:39.80 [5] (0:15.50)	1:24.30 [4] (0:11.48)	1:12.82 [4] (0:11.93)	1:00.89 [5] (0:12.16)	0:48.73 [5] (0:12.14)	0:36.59 [5] (0:11.97)	0:24.62 [5] (0:12.13)	0:36.59	+7
6	1 ROMAN DAGGER Karl Zechner	4	67.9	0:11.29	1:39.86 [6] (0:15.78)	1:24.08 [8] (0:11.29)	1:12.79 [6] (0:12.06)	1:00.73 [6] (0:12.01)	0:48.72 [6] (0:12.13)	0:36.59 [6] (0:12.03)	0:24.56 [8] (0:11.98)	0:36.59	+2
7	7 JUBILANT Georgina Cartwright	9	67.0	0:11.51	1:40.08 [7] (0:15.70)	1:24.38 [7] (0:11.51)	1:12.87 [8] (0:12.18)	1:00.69 [8] (0:11.96)	0:48.73 [9] (0:12.13)	0:36.60 [8] (0:11.76)	0:24.84 [7] (0:12.11)	0:36.60	+8
8	10 GOOD LIFE DIVA Wayne O'Connell	1	66.8	0:11.39	1:40.14 [8] (0:15.42)	1:24.72 [3] (0:11.39)	1:13.33 [3] (0:11.85)	1:01.48 [4] (0:12.10)	0:49.38 [4] (0:12.18)	0:37.20 [4] (0:12.13)	0:25.07 [4] (0:12.31)	0:37.20	-2
9	8 DOONA Luke Tarrant	10	66.8	0:11.31	1:40.21 [9] (0:16.00)	1:24.21 [9] (0:11.31)	1:12.90 [9] (0:12.18)	1:00.72 [9] (0:11.79)	0:48.93 [8] (0:12.30)	0:36.63 [9] (0:11.99)	0:24.64 [9] (0:12.04)	0:36.63	+9

Scratched: Avoid The Misstres (#9)

[] Ranking at each section and finish
 -:-:- No data available at this section
 NA No data available

SCN Saddle cloth number
 DNF Did not finish
 DNT Did not track



Toowoomba QLD Professional
Race 3: The Nitschke Family Class 3 Handicap - 1625m
05 October 2024 - 18:53



Track Rating: Good 4, Weather: Fine, Rail Position: +3m Entire

Section				200m				Last 600m	
Field Times				0:12.37 (0:12.37)				0:36.33	
Rank	TAB	Horse/Jockey	Barrier	Top Speed [km/h]	Fastest Section	Margin			Distance Travelled [m]
1	2	NERANO Les Tilley	6	67.9	0:11.47	0:12.37 [1]	1:38.84		0:36.33
				Overall	1400m	(0:12.37)			
2	3	CONNEWARRE Olivia Kendal	2	65.2	0:11.50	0:11.83 [4]	1.3L		0:35.65 -1
				Overall	1400m	(0:11.83)			
3	4	BRINGME Justin Huxtable	8	67.6	0:11.43	0:12.68 [2]	2.8L		0:36.64 +6
				Overall	1400m	(0:12.68)			
4	5	CRIMSON WARNING Nozi Tomizawa	7	67.6	0:11.51	0:12.85 [3]	4.6L		0:36.89 +5
				Overall	1400m	(0:12.85)			
5	6	FIDDLER ONTHE ROOF Amy Graham	5	66.6	0:11.48	0:12.49 [6]	5.4L		0:36.59 +7
				Overall	1400m	(0:12.49)			
6	1	ROMAN DAGGER Karl Zechner	4	67.9	0:11.29	0:12.58 [5]	5.6L		0:36.59 +2
				Overall	1400m	(0:12.58)			
7	7	JUBILANT Georgina Cartwright	9	67.0	0:11.51	0:12.73 [7]	6.9L		0:36.60 +8
				Overall	1400m	(0:12.73)			
8	10	GOOD LIFE DIVA Wayne O'Connell	1	66.8	0:11.39	0:12.76 [8]	7.2L		0:37.20 -2
				Overall	1400m	(0:12.76)			
9	8	DOONA Luke Tarrant	10	66.8	0:11.31	0:12.60 [9]	7.5L		0:36.63 +9
				1400m	1400m	(0:12.60)			

Scratched: Avoid The Misstres (#9)

[] Ranking at each section and finish
 -:-:- No data available at this section
 NA No data available

SCN Saddle cloth number
 DNF Did not finish
 DNT Did not track



Horse/Jockey Name	Nerano
Final Rank	1
Fastest Section Time (Section)	0:11.47 (1400m)
Top Speed [km/h] (Section)	67.9 (Overall)
Race State	Finished



Toowoomba QLD Professional

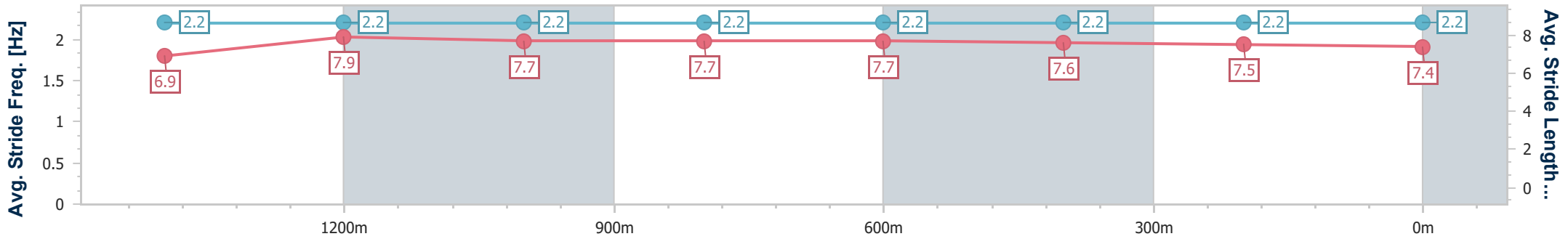
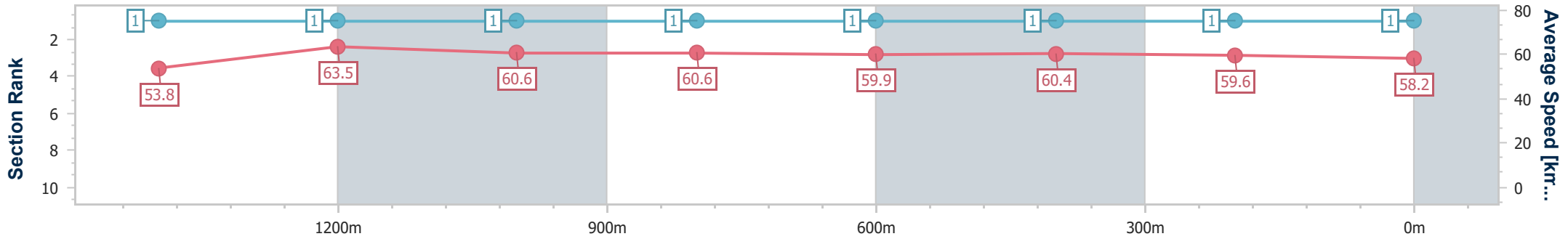
Race 3: The Nitschke Family Class 3 Handicap - 1625m

05 October 2024 - 18:53



Track Rating: Good 4, Weather: Fine, Rail Position: +3m Entire

Section	Overall	1400m	1200m	1000m	800m	600m	400m	200m
Section Times	1:38.84 [1] (0:15.08)	1:23.76 [1] (0:11.47)	1:12.29 [1] (0:11.91)	1:00.38 [1] (0:11.96)	0:48.42 [1] (0:12.09)	0:36.33 [1] (0:11.93)	0:24.40 [1] (0:12.03)	0:12.37 [1] (0:12.37)
Average Speed [km/h]	53.8	63.5	60.6	60.6	59.9	60.4	59.6	58.2
Top Speed [km/h]	67.9	66.2	63.2	63.2	61.2	61.8	60.9	59.2
Avg. Dist. to Rail [m]	3.7	1.9	2.7	2.4	0.9	0.3	0.5	1.4
Avg. Stride Freq. [Hz]	2.2	2.2	2.2	2.2	2.2	2.2	2.2	2.2
Avg. Stride Length [m]	6.9	7.9	7.7	7.7	7.7	7.6	7.5	7.4



- [] Ranking at each section and finish
- .-.- No data available at this section
- NA No data available



Horse/Jockey Name	Connewarre
Final Rank	2
Fastest Section Time (Section)	0:11.50 (1400m)
Top Speed [km/h] (Section)	65.2 (Overall)
Race State	Finished



Toowoomba QLD Professional

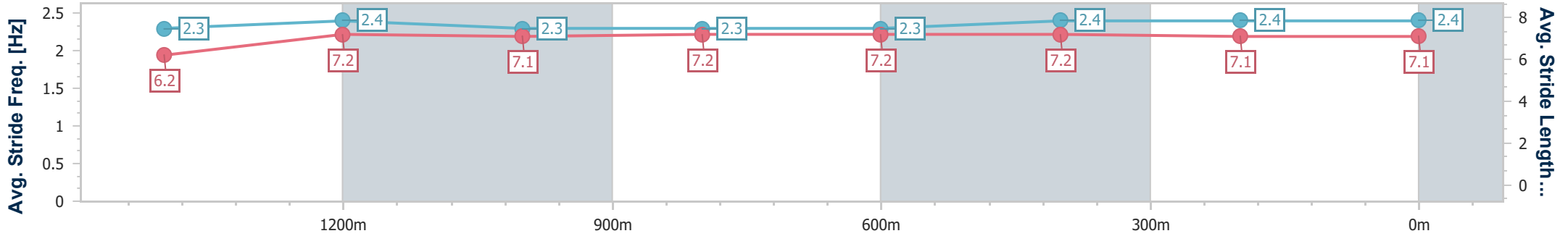
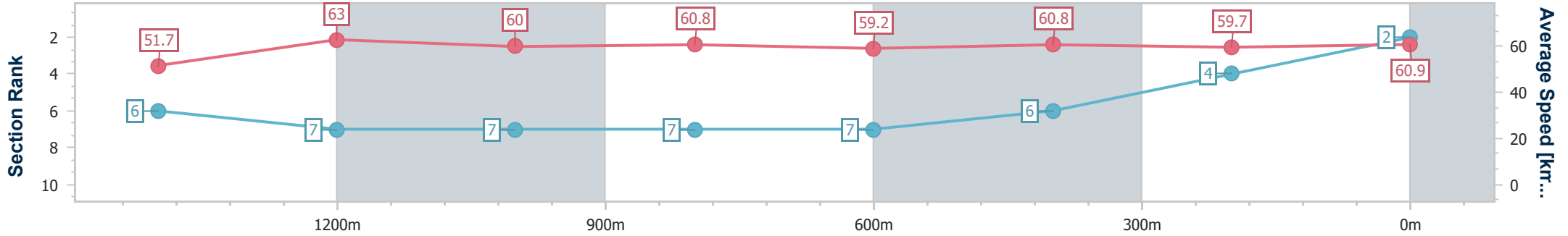
Race 3: The Nitschke Family Class 3 Handicap - 1625m

05 October 2024 - 18:53



Track Rating: Good 4, Weather: Fine, Rail Position: +3m Entire

Section	Overall	1400m	1200m	1000m	800m	600m	400m	200m
Section Times	1:39.06 [2] (0:15.70)	1:23.36 [6] (0:11.50)	1:11.86 [7] (0:12.04)	0:59.82 [7] (0:11.92)	0:47.90 [7] (0:12.25)	0:35.65 [7] (0:11.79)	0:23.86 [6] (0:12.03)	0:11.83 [4]
Average Speed [km/h]	51.7	63.0	60.0	60.8	59.2	60.8	59.7	60.9
Top Speed [km/h]	65.2	64.7	60.6	62.3	61.4	63.1	61.8	61.7
Avg. Dist. to Rail [m]	3.6	1.1	1.8	2.4	1.3	0.9	0.7	2.0
Avg. Stride Freq. [Hz]	2.3	2.4	2.3	2.3	2.3	2.4	2.4	2.4
Avg. Stride Length [m]	6.2	7.2	7.1	7.2	7.2	7.2	7.1	7.1



- [] Ranking at each section and finish
- .-.- No data available at this section
- NA No data available



Horse/Jockey Name	Bringme
Final Rank	3
Fastest Section Time (Section)	0:11.43 (1400m)
Top Speed [km/h] (Section)	67.6 (Overall)
Race State	Finished



Toowoomba QLD Professional

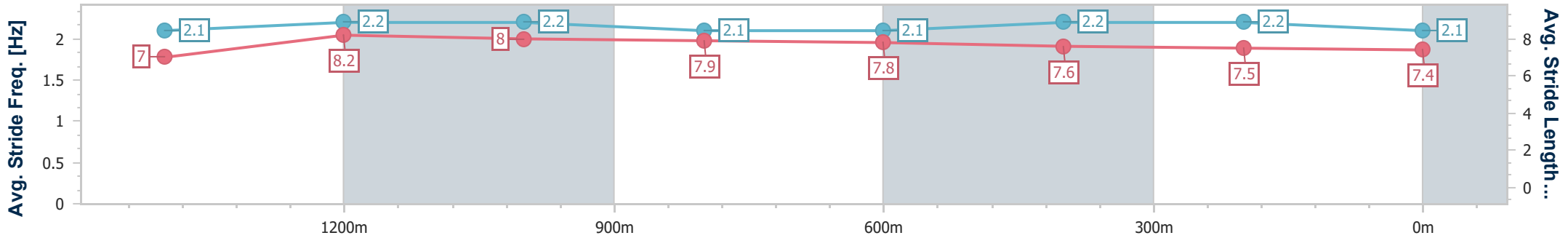
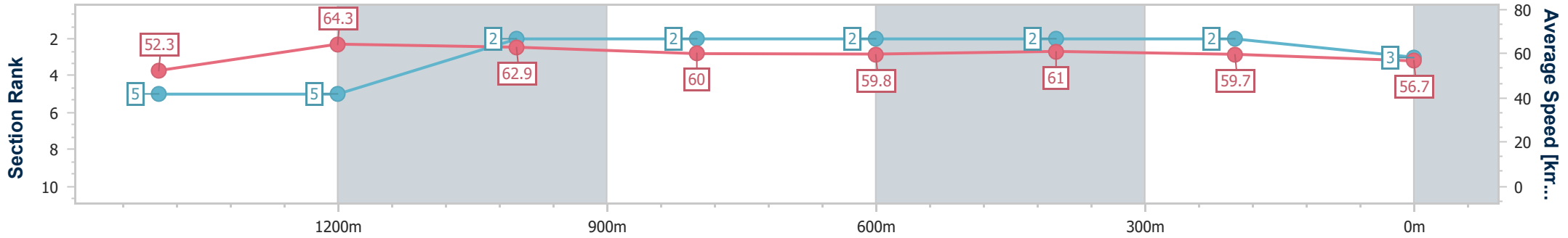
Race 3: The Nitschke Family Class 3 Handicap - 1625m

05 October 2024 - 18:53



Track Rating: Good 4, Weather: Fine, Rail Position: +3m Entire

Section	Overall	1400m	1200m	1000m	800m	600m	400m	200m
Section Times	1:39.35 [3] (0:15.61)	1:23.74 [5] (0:11.43)	1:12.31 [5] (0:11.47)	1:00.84 [2] (0:12.07)	0:48.77 [2] (0:12.13)	0:36.64 [2] (0:11.86)	0:24.78 [2] (0:12.10)	0:12.68 [2] (0:12.68)
Average Speed [km/h]	52.3	64.3	62.9	60.0	59.8	61.0	59.7	56.7
Top Speed [km/h]	67.6	67.2	63.8	63.2	60.8	62.0	60.7	58.2
Avg. Dist. to Rail [m]	6.2	4.0	3.3	1.8	1.2	1.0	0.6	2.0
Avg. Stride Freq. [Hz]	2.1	2.2	2.2	2.1	2.1	2.2	2.2	2.1
Avg. Stride Length [m]	7.0	8.2	8.0	7.9	7.8	7.6	7.5	7.4



- [] Ranking at each section and finish
- .-.- No data available at this section
- NA No data available



Horse/Jockey Name	Crimson Warning
Final Rank	4
Fastest Section Time (Section)	0:11.51 (1400m)
Top Speed [km/h] (Section)	67.6 (Overall)
Race State	Finished



Toowoomba QLD Professional

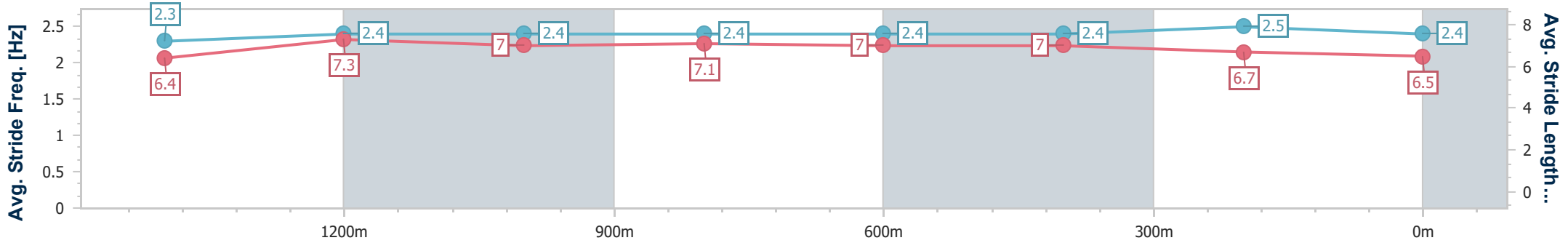
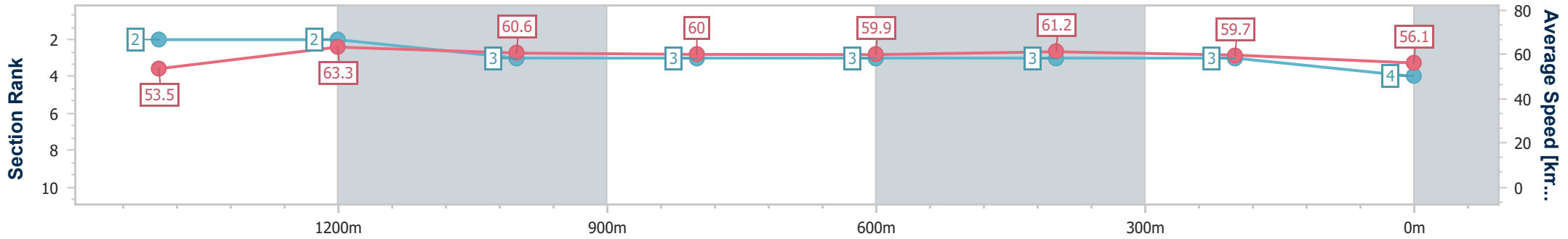
Race 3: The Nitschke Family Class 3 Handicap - 1625m

05 October 2024 - 18:53



Track Rating: Good 4, Weather: Fine, Rail Position: +3m Entire

Section	Overall	1400m	1200m	1000m	800m	600m	400m	200m
Section Times	1:39.66 [4] (0:15.18)	1:24.48 [2] (0:11.51)	1:12.97 [2] (0:11.88)	1:01.09 [3] (0:12.13)	0:48.96 [3] (0:12.07)	0:36.89 [3] (0:11.93)	0:24.96 [3] (0:12.11)	0:12.85 [3] (0:12.85)
Average Speed [km/h]	53.5	63.3	60.6	60.0	59.9	61.2	59.7	56.1
Top Speed [km/h]	67.6	67.3	62.1	61.4	62.1	62.0	61.4	57.7
Avg. Dist. to Rail [m]	5.2	1.9	2.5	2.3	2.3	2.3	2.3	2.9
Avg. Stride Freq. [Hz]	2.3	2.4	2.4	2.4	2.4	2.4	2.5	2.4
Avg. Stride Length [m]	6.4	7.3	7.0	7.1	7.0	7.0	6.7	6.5



- [] Ranking at each section and finish
- .-.- No data available at this section
- NA No data available



Horse/Jockey Name	Fiddler Onthe Roof
Final Rank	5
Fastest Section Time (Section)	0:11.48 (1400m)
Top Speed [km/h] (Section)	66.6 (Overall)
Race State	Finished



Toowoomba QLD Professional

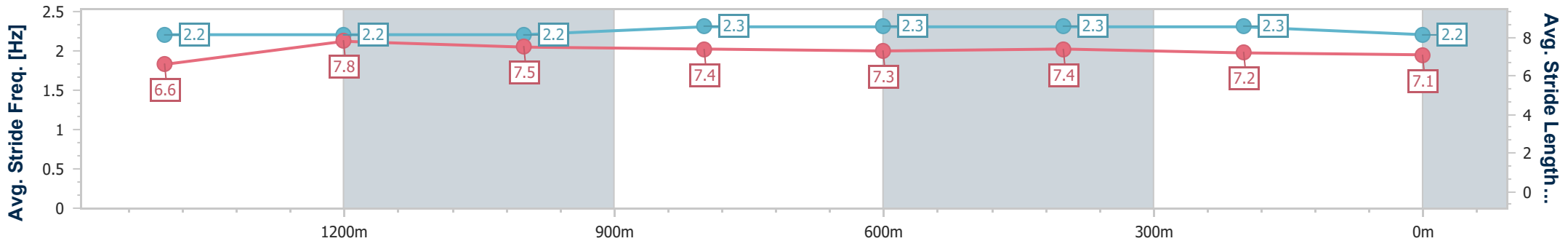
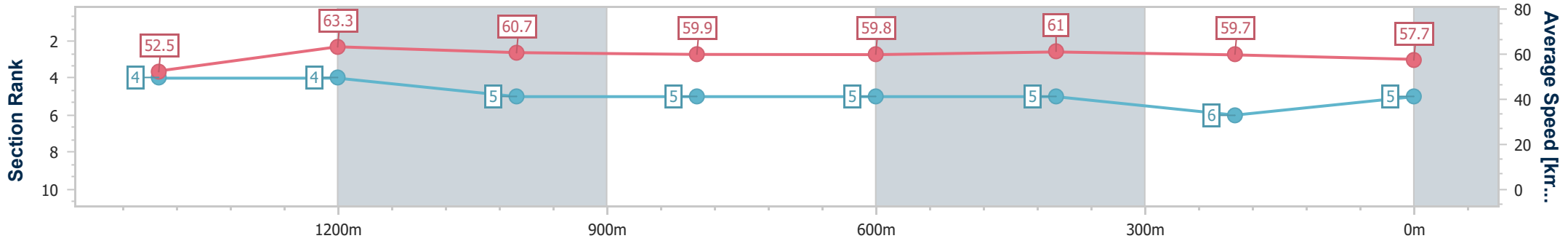
Race 3: The Nitschke Family Class 3 Handicap - 1625m

05 October 2024 - 18:53



Track Rating: Good 4, Weather: Fine, Rail Position: +3m Entire

Section	Overall	1400m	1200m	1000m	800m	600m	400m	200m
Section Times	1:39.80 [5] (0:15.50)	1:24.30 [4] (0:11.48)	1:12.82 [4] (0:11.93)	1:00.89 [5] (0:12.16)	0:48.73 [5] (0:12.14)	0:36.59 [5] (0:11.97)	0:24.62 [5] (0:12.13)	0:12.49 [6] (0:12.49)
Average Speed [km/h]	52.5	63.3	60.7	59.9	59.8	61.0	59.7	57.7
Top Speed [km/h]	66.6	66.6	61.5	62.0	61.5	61.6	60.7	59.7
Avg. Dist. to Rail [m]	3.7	2.3	3.9	3.5	3.2	2.1	2.1	1.7
Avg. Stride Freq. [Hz]	2.2	2.2	2.2	2.3	2.3	2.3	2.3	2.2
Avg. Stride Length [m]	6.6	7.8	7.5	7.4	7.3	7.4	7.2	7.1



- [] Ranking at each section and finish
- .-.- No data available at this section
- NA No data available



Horse/Jockey Name	Roman Dagger
Final Rank	6
Fastest Section Time (Section)	0:11.29 (1400m)
Top Speed [km/h] (Section)	67.9 (Overall)
Race State	Finished



Toowoomba QLD Professional

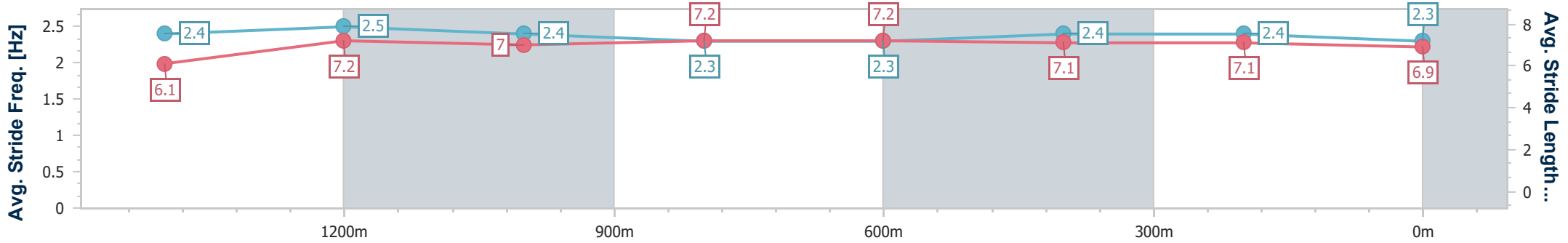
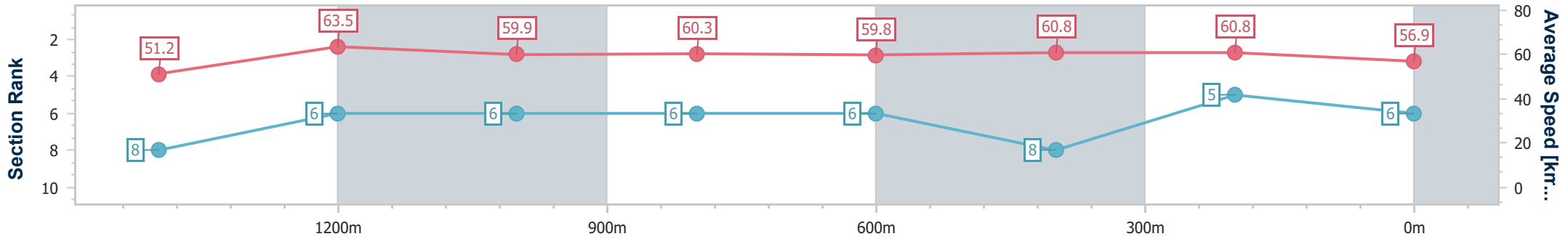
Race 3: The Nitschke Family Class 3 Handicap - 1625m

05 October 2024 - 18:53



Track Rating: Good 4, Weather: Fine, Rail Position: +3m Entire

Section	Overall	1400m	1200m	1000m	800m	600m	400m	200m
Section Times	1:39.86 [6] (0:15.78)	1:24.08 [8] (0:11.29)	1:12.79 [6] (0:12.06)	1:00.73 [6] (0:12.01)	0:48.72 [6] (0:12.13)	0:36.59 [6] (0:12.03)	0:24.56 [8] (0:11.98)	0:12.58 [5] (0:12.58)
Average Speed [km/h]	51.2	63.5	59.9	60.3	59.8	60.8	60.8	56.9
Top Speed [km/h]	67.9	67.6	60.8	62.3	61.0	62.4	62.1	59.7
Avg. Dist. to Rail [m]	2.9	1.6	2.9	1.9	3.1	2.9	2.7	3.4
Avg. Stride Freq. [Hz]	2.4	2.5	2.4	2.3	2.3	2.4	2.4	2.3
Avg. Stride Length [m]	6.1	7.2	7.0	7.2	7.2	7.1	7.1	6.9



- [] Ranking at each section and finish
- .-.- No data available at this section
- NA No data available



Horse/Jockey Name	Jubilant
Final Rank	7
Fastest Section Time (Section)	0:11.51 (1400m)
Top Speed [km/h] (Section)	67.0 (Overall)
Race State	Finished



Toowoomba QLD Professional

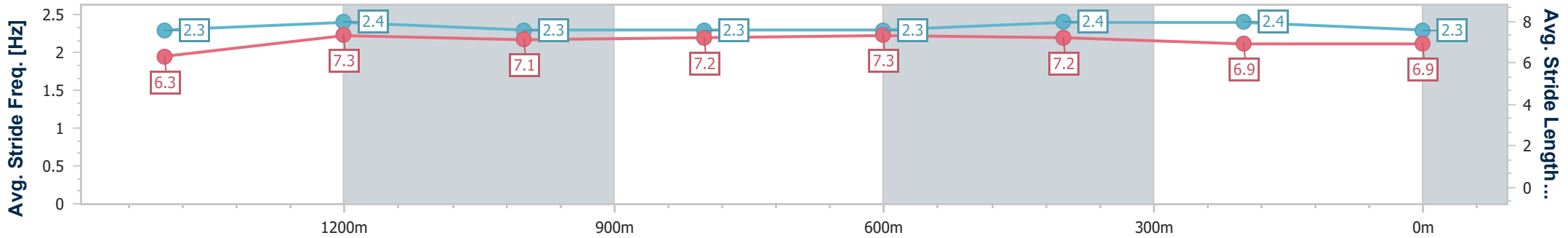
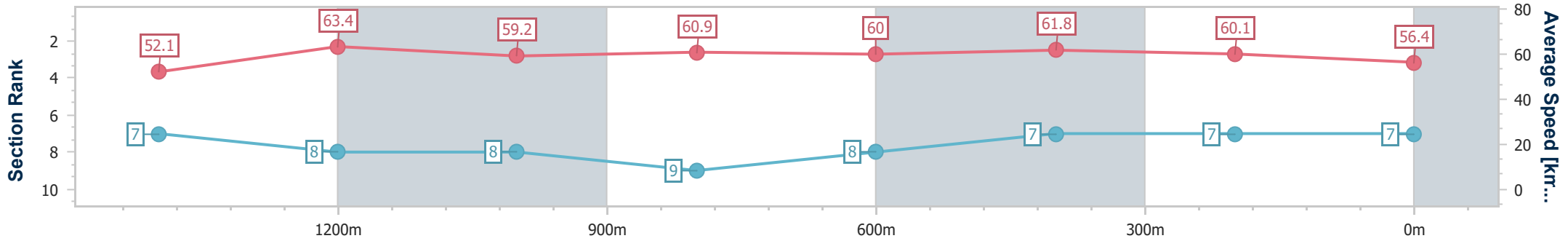
Race 3: The Nitschke Family Class 3 Handicap - 1625m

05 October 2024 - 18:53



Track Rating: Good 4, Weather: Fine, Rail Position: +3m Entire

Section	Overall	1400m	1200m	1000m	800m	600m	400m	200m
Section Times	1:40.08 [7] (0:15.70)	1:24.38 [7] (0:11.51)	1:12.87 [8] (0:12.18)	1:00.69 [8] (0:11.96)	0:48.73 [9] (0:12.13)	0:36.60 [8] (0:11.76)	0:24.84 [7] (0:12.11)	0:12.73 [7] (0:12.73)
Average Speed [km/h]	52.1	63.4	59.2	60.9	60.0	61.8	60.1	56.4
Top Speed [km/h]	67.0	66.8	60.6	62.2	62.6	63.5	62.1	59.2
Avg. Dist. to Rail [m]	6.3	2.5	3.5	3.1	2.1	1.9	3.3	3.8
Avg. Stride Freq. [Hz]	2.3	2.4	2.3	2.3	2.3	2.4	2.4	2.3
Avg. Stride Length [m]	6.3	7.3	7.1	7.2	7.3	7.2	6.9	6.9



- [] Ranking at each section and finish
- .-.- No data available at this section
- NA No data available



Horse/Jockey Name	Good Life Diva
Final Rank	8
Fastest Section Time (Section)	0:11.39 (1400m)
Top Speed [km/h] (Section)	66.8 (Overall)
Race State	Finished



Toowoomba QLD Professional

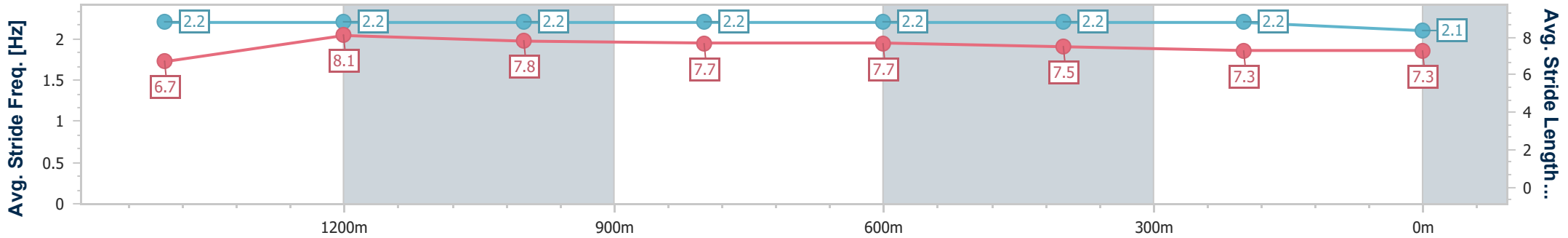
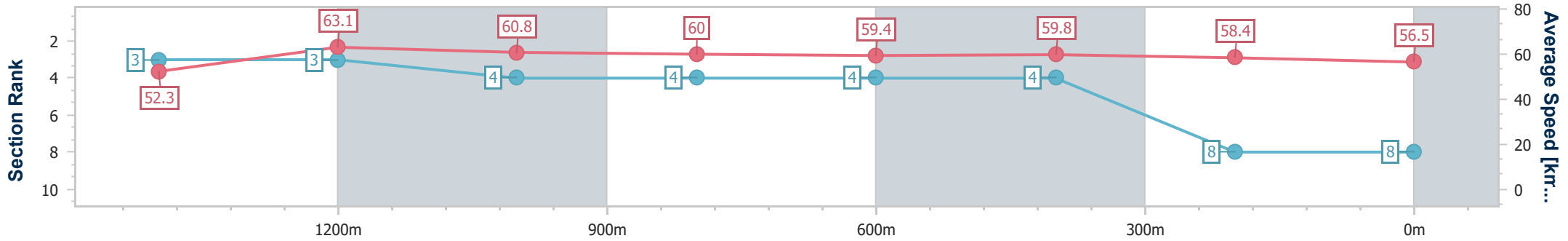
Race 3: The Nitschke Family Class 3 Handicap - 1625m

05 October 2024 - 18:53



Track Rating: Good 4, Weather: Fine, Rail Position: +3m Entire

Section	Overall	1400m	1200m	1000m	800m	600m	400m	200m
Section Times	1:40.14 [8] (0:15.42)	1:24.72 [3] (0:11.39)	1:13.33 [3] (0:11.85)	1:01.48 [4] (0:12.10)	0:49.38 [4] (0:12.18)	0:37.20 [4] (0:12.13)	0:25.07 [4] (0:12.31)	0:12.76 [8] (0:12.76)
Average Speed [km/h]	52.3	63.1	60.8	60.0	59.4	59.8	58.4	56.5
Top Speed [km/h]	66.8	66.4	62.1	62.0	60.8	60.9	59.5	57.9
Avg. Dist. to Rail [m]	2.1	0.7	1.2	2.0	2.2	1.4	0.4	0.6
Avg. Stride Freq. [Hz]	2.2	2.2	2.2	2.2	2.2	2.2	2.2	2.1
Avg. Stride Length [m]	6.7	8.1	7.8	7.7	7.7	7.5	7.3	7.3



- [] Ranking at each section and finish
- .-.- No data available at this section
- NA No data available



Horse/Jockey Name	Doona
Final Rank	9
Fastest Section Time (Section)	0:11.31 (1400m)
Top Speed [km/h] (Section)	66.8 (1400m)
Race State	Finished



Toowoomba QLD Professional

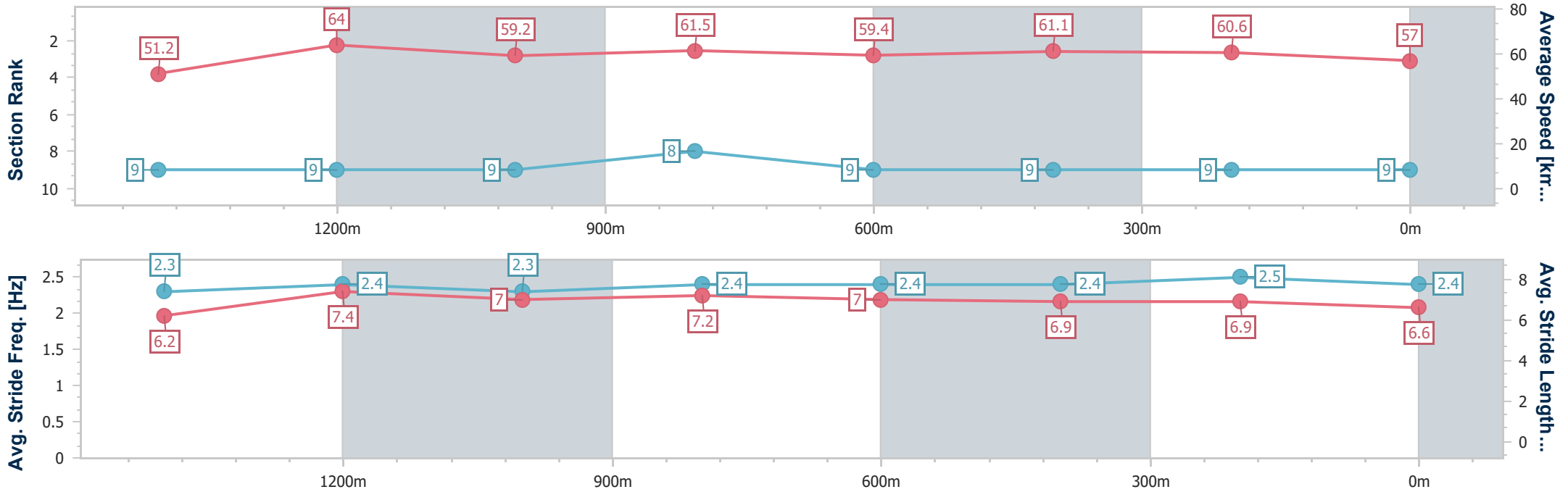
Race 3: The Nitschke Family Class 3 Handicap - 1625m

05 October 2024 - 18:53



Track Rating: Good 4, Weather: Fine, Rail Position: +3m Entire

Section	Overall	1400m	1200m	1000m	800m	600m	400m	200m
Section Times	1:40.21 [9] (0:16.00)	1:24.21 [9] (0:11.31)	1:12.90 [9] (0:12.18)	1:00.72 [9] (0:11.79)	0:48.93 [8] (0:12.30)	0:36.63 [9] (0:11.99)	0:24.64 [9] (0:12.04)	0:12.60 [9] (0:12.60)
Average Speed [km/h]	51.2	64.0	59.2	61.5	59.4	61.1	60.6	57.0
Top Speed [km/h]	66.1	66.8	60.5	63.0	61.5	62.4	61.7	59.4
Avg. Dist. to Rail [m]	6.9	1.1	1.2	1.5	4.2	4.1	3.6	4.4
Avg. Stride Freq. [Hz]	2.3	2.4	2.3	2.4	2.4	2.4	2.5	2.4
Avg. Stride Length [m]	6.2	7.4	7.0	7.2	7.0	6.9	6.9	6.6



- [] Ranking at each section and finish
- .-.- No data available at this section
- NA No data available



Toowoomba QLD Professional

Race 4: Burling Brown Architects QTIS Three-Years-Old Maiden Plate - 1000m

05 October 2024 - 19:32



Track Rating: Good 4, Weather: Fine, Rail Position: +3m Entire

Section		Overall	800m	600m	400m	200m	Last 600m					
Field Times		1:00.60 (0:13.95)	0:46.65 (0:10.81)	0:35.84 (0:11.40)	0:24.44 (0:12.20)	0:12.24 (0:12.24)	0:35.84					
Rank	TAB Horse/Jockey	Barrier	Top Speed [km/h]	Fastest Section	Margin					Distance Travelled [m]		
1	9 RUMI STAR Justin Huxtable	7	67.7 800m	0:10.86 800m	1:00.60 [1] (0:14.04)	0:46.56 [4] (0:10.86)	0:35.70 [5] (0:11.50)	0:24.20 [5] (0:12.11)	0:12.09 [2] (0:12.09)	1:00.60	0:35.70	
2	3 ORIENTE Nozi Tomizawa	11	68.4 800m	0:10.86 800m	1:00.60 [2] (0:13.97)	0:46.63 [3] (0:10.86)	0:35.77 [3] (0:11.46)	0:24.31 [3] (0:12.07)	0:12.24 [1] (0:12.24)	0.1L	0:35.77	+1
3	11 WANTSOMEMOREOFIT Kenji Yoshida	1	67.8 800m	0:10.75 800m	1:00.67 [3] (0:14.11)	0:46.56 [5] (0:10.75)	0:35.81 [4] (0:11.51)	0:24.30 [4] (0:12.22)	0:12.08 [5] (0:12.08)	0.5L	0:35.81	-5
4	7 FULLY SUBSCRIBED Chelsea Baker	5	67.9 800m	0:10.88 800m	1:01.50 [4] (0:14.29)	0:47.21 [7] (0:10.88)	0:36.33 [6] (0:11.47)	0:24.86 [6] (0:12.25)	0:12.61 [6] (0:12.61)	5.3L	0:36.33	+0
5	5 SHADYVALE AL Georgina Cartwright	6	66.8 Overall	0:10.92 800m	1:01.79 [5] (0:14.56)	0:47.23 [8] (0:10.92)	0:36.31 [8] (0:11.67)	0:24.64 [8] (0:12.20)	0:12.44 [8] (0:12.44)	6.8L	0:36.31	-5
6	10 SHE'S GOT GRACE Karl Zechner	3	68.0 Overall	0:10.85 800m	1:02.05 [6] (0:13.95)	0:48.10 [1] (0:10.85)	0:37.25 [2] (0:11.45)	0:25.80 [2] (0:12.28)	0:13.52 [4] (0:13.52)	8.3L	0:37.25	-7
7	4 READY GREY Nathan Fazackerley	4	66.3 800m	0:11.08 800m	1:02.20 [7] (0:14.25)	0:47.95 [6] (0:11.08)	0:36.87 [7] (0:11.42)	0:25.45 [7] (0:12.31)	0:13.14 [7] (0:13.14)	9.1L	0:36.87	-7
8	1 DOITLIKEMAXWELL Les Tilley	10	69.3 Overall	0:10.80 800m	1:02.21 [8] (0:13.96)	0:48.25 [2] (0:10.80)	0:37.45 [1] (0:11.40)	0:26.05 [1] (0:12.36)	0:13.69 [3] (0:13.69)	9.2L	0:37.45	-2

Scratched: Dismantle (#6), High Magnitude (#8), Kool Bruce (#2)

[] Ranking at each section and finish
 -:-:- No data available at this section
 NA No data available

SCN Saddle cloth number
 DNF Did not finish
 DNT Did not track



Horse/Jockey Name	Rumi Star
Final Rank	1
Fastest Section Time (Section)	0:10.86 (800m)
Top Speed [km/h] (Section)	67.7 (800m)
Race State	Finished



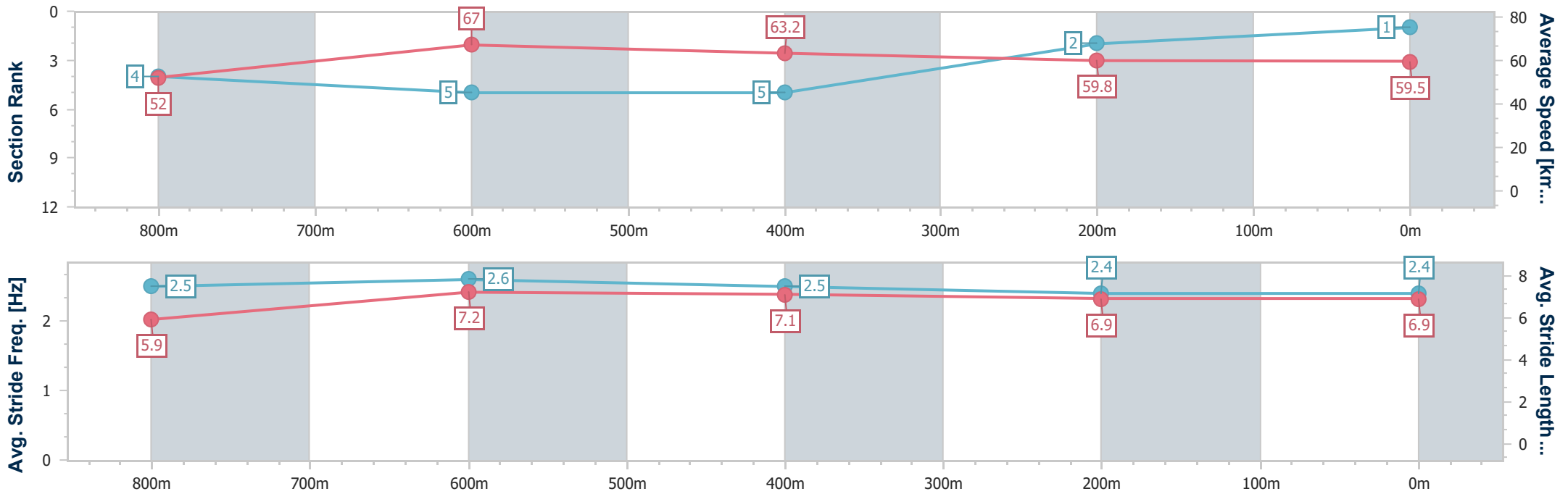
Toowoomba QLD Professional
 Race 4: Burling Brown Architects QTIS Three-Years-Old
 Maiden Plate - 1000m



05 October 2024 - 19:32

Track Rating: Good 4, Weather: Fine, Rail Position: +3m Entire

Section	Overall	800m	600m	400m	200m
Section Times	1:00.60 [1] (0:14.04)	0:46.56 [4] (0:10.86)	0:35.70 [5] (0:11.50)	0:24.20 [5] (0:12.11)	0:12.09 [2] (0:12.09)
Average Speed [km/h]	52.0	67.0	63.2	59.8	59.5
Top Speed [km/h]	66.8	67.7	65.1	62.1	60.2
Avg. Dist. to Rail [m]	4.8	3.1	1.8	2.7	3.4
Avg. Stride Freq. [Hz]	2.5	2.6	2.5	2.4	2.4
Avg. Stride Length [m]	5.9	7.2	7.1	6.9	6.9



- [] Ranking at each section and finish
- .-.- No data available at this section
- NA No data available



Horse/Jockey Name	Oriente
Final Rank	2
Fastest Section Time (Section)	0:10.86 (800m)
Top Speed [km/h] (Section)	68.4 (800m)
Race State	Finished



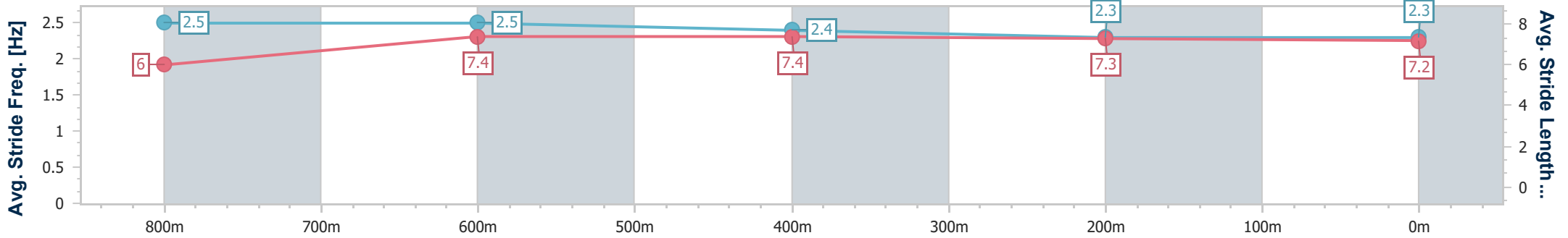
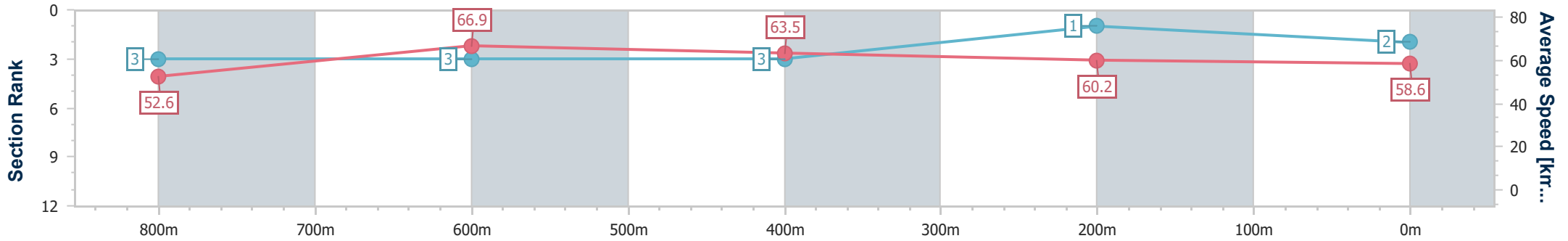
Toowoomba QLD Professional
 Race 4: Burling Brown Architects QTIS Three-Years-Old
 Maiden Plate - 1000m



05 October 2024 - 19:32

Track Rating: Good 4, Weather: Fine, Rail Position: +3m Entire

Section	Overall	800m	600m	400m	200m
Section Times	1:00.60 [2] (0:13.97)	0:46.63 [3] (0:10.86)	0:35.77 [3] (0:11.46)	0:24.31 [3] (0:12.07)	0:12.24 [1] (0:12.24)
Average Speed [km/h]	52.6	66.9	63.5	60.2	58.6
Top Speed [km/h]	68.1	68.4	65.1	62.2	59.4
Avg. Dist. to Rail [m]	6.8	2.2	2.3	3.2	3.5
Avg. Stride Freq. [Hz]	2.5	2.5	2.4	2.3	2.3
Avg. Stride Length [m]	6.0	7.4	7.4	7.3	7.2



- [] Ranking at each section and finish
- .-.- No data available at this section
- NA No data available



Horse/Jockey Name	Wantsomemoreofit
Final Rank	3
Fastest Section Time (Section)	0:10.75 (800m)
Top Speed [km/h] (Section)	67.8 (800m)
Race State	Finished



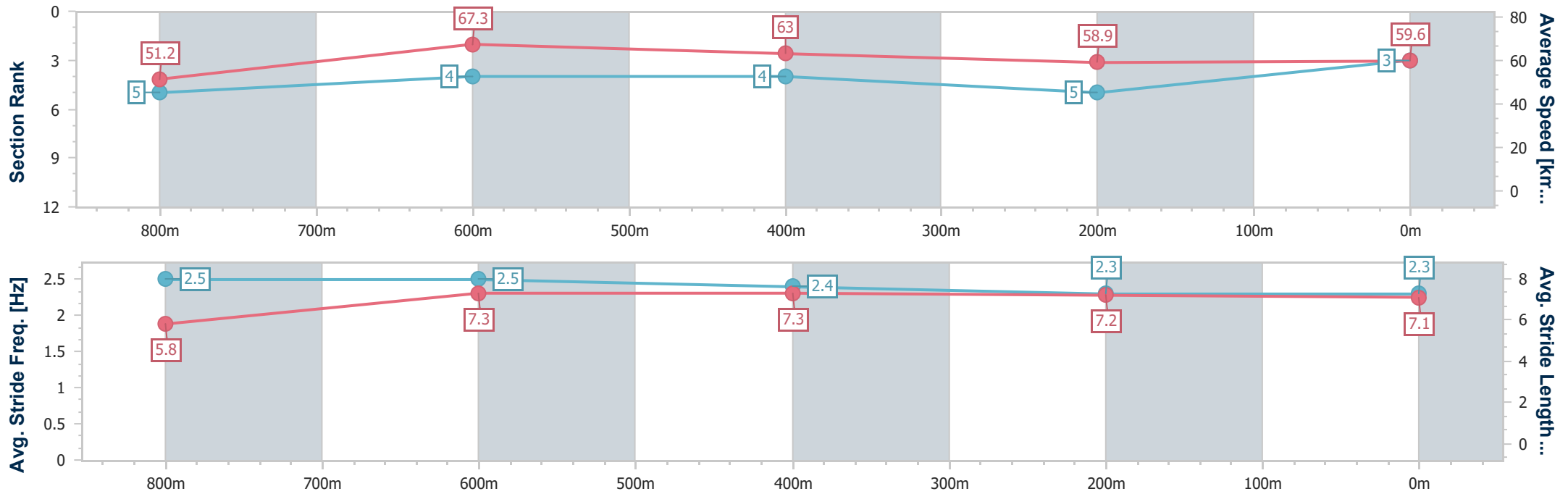
Toowoomba QLD Professional
Race 4: Burling Brown Architects QTIS Three-Years-Old
Maiden Plate - 1000m



05 October 2024 - 19:32

Track Rating: Good 4, Weather: Fine, Rail Position: +3m Entire

Section	Overall	800m	600m	400m	200m
Section Times	1:00.67 [3] (0:14.11)	0:46.56 [5] (0:10.75)	0:35.81 [4] (0:11.51)	0:24.30 [4] (0:12.22)	0:12.08 [5] (0:12.08)
Average Speed [km/h]	51.2	67.3	63.0	58.9	59.6
Top Speed [km/h]	66.5	67.8	65.4	61.6	59.8
Avg. Dist. to Rail [m]	2.6	0.6	0.5	1.3	1.0
Avg. Stride Freq. [Hz]	2.5	2.5	2.4	2.3	2.3
Avg. Stride Length [m]	5.8	7.3	7.3	7.2	7.1



- [] Ranking at each section and finish
- .-.- No data available at this section
- NA No data available



Horse/Jockey Name	Fully Subscribed
Final Rank	4
Fastest Section Time (Section)	0:10.88 (800m)
Top Speed [km/h] (Section)	67.9 (800m)
Race State	Finished



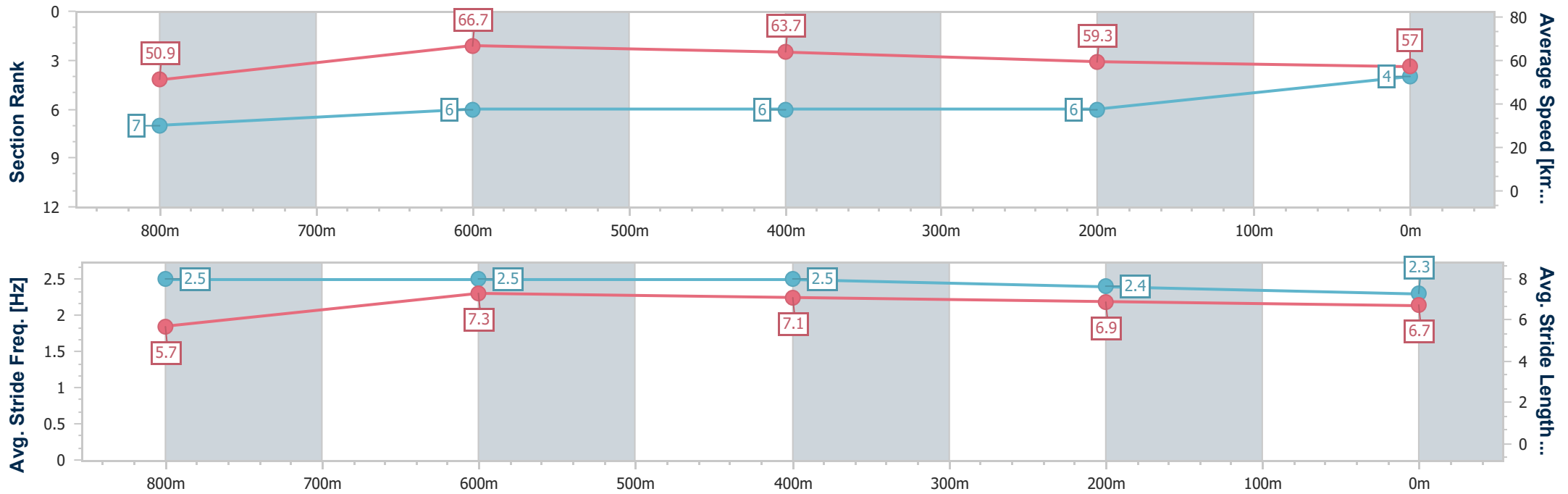
Toowoomba QLD Professional
Race 4: Burling Brown Architects QTIS Three-Years-Old
Maiden Plate - 1000m



05 October 2024 - 19:32

Track Rating: Good 4, Weather: Fine, Rail Position: +3m Entire

Section	Overall	800m	600m	400m	200m
Section Times	1:01.50 [4] (0:14.29)	0:47.21 [7] (0:10.88)	0:36.33 [6] (0:11.47)	0:24.86 [6] (0:12.25)	0:12.61 [6] (0:12.61)
Average Speed [km/h]	50.9	66.7	63.7	59.3	57.0
Top Speed [km/h]	66.1	67.9	64.7	61.1	57.8
Avg. Dist. to Rail [m]	5.6	2.3	2.6	2.7	2.3
Avg. Stride Freq. [Hz]	2.5	2.5	2.5	2.4	2.3
Avg. Stride Length [m]	5.7	7.3	7.1	6.9	6.7



- [] Ranking at each section and finish
- .-.- No data available at this section
- NA No data available



Horse/Jockey Name	Shadyvale AI
Final Rank	5
Fastest Section Time (Section)	0:10.92 (800m)
Top Speed [km/h] (Section)	66.8 (Overall)
Race State	Finished



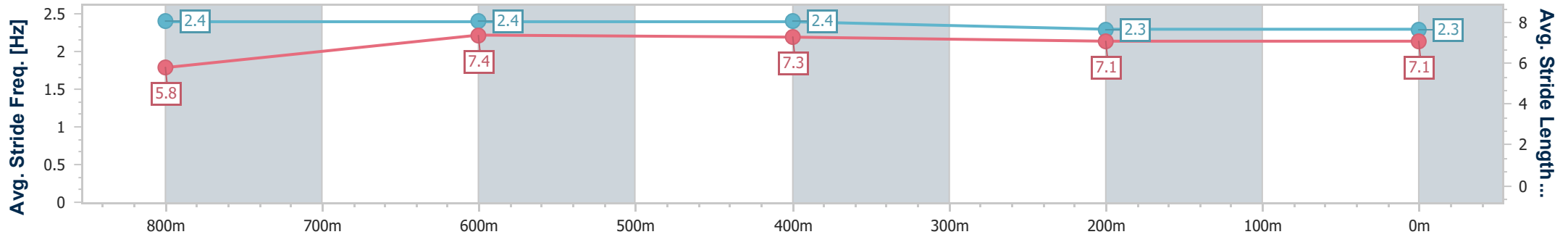
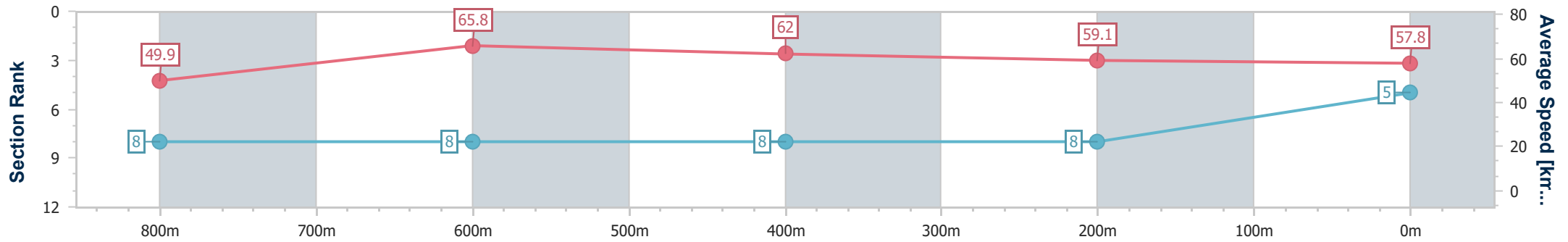
Toowoomba QLD Professional
 Race 4: Burling Brown Architects QTIS Three-Years-Old
 Maiden Plate - 1000m



05 October 2024 - 19:32

Track Rating: Good 4, Weather: Fine, Rail Position: +3m Entire

Section	Overall	800m	600m	400m	200m
Section Times	1:01.79 [5] (0:14.56)	0:47.23 [8] (0:10.92)	0:36.31 [8] (0:11.67)	0:24.64 [8] (0:12.20)	0:12.44 [8] (0:12.44)
Average Speed [km/h]	49.9	65.8	62.0	59.1	57.8
Top Speed [km/h]	66.8	66.7	64.6	60.7	58.6
Avg. Dist. to Rail [m]	5.2	0.8	0.9	0.9	1.4
Avg. Stride Freq. [Hz]	2.4	2.4	2.4	2.3	2.3
Avg. Stride Length [m]	5.8	7.4	7.3	7.1	7.1



- [] Ranking at each section and finish
- .-.- No data available at this section
- NA No data available



Horse/Jockey Name	She's Got Grace
Final Rank	6
Fastest Section Time (Section)	0:10.85 (800m)
Top Speed [km/h] (Section)	68.0 (Overall)
Race State	Finished



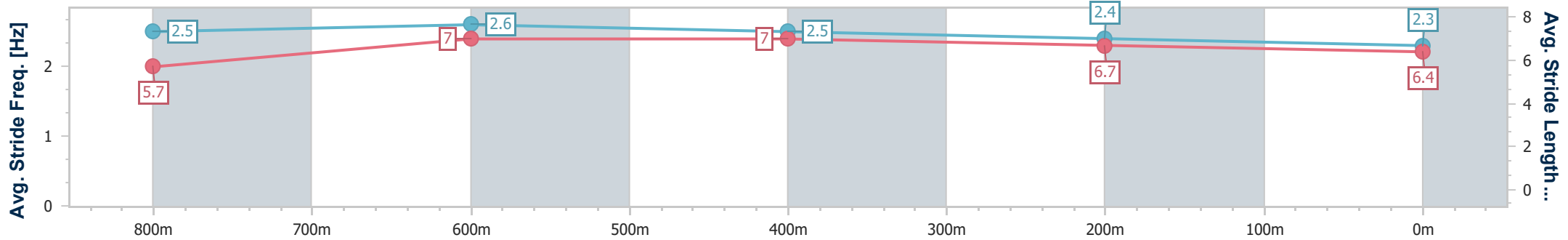
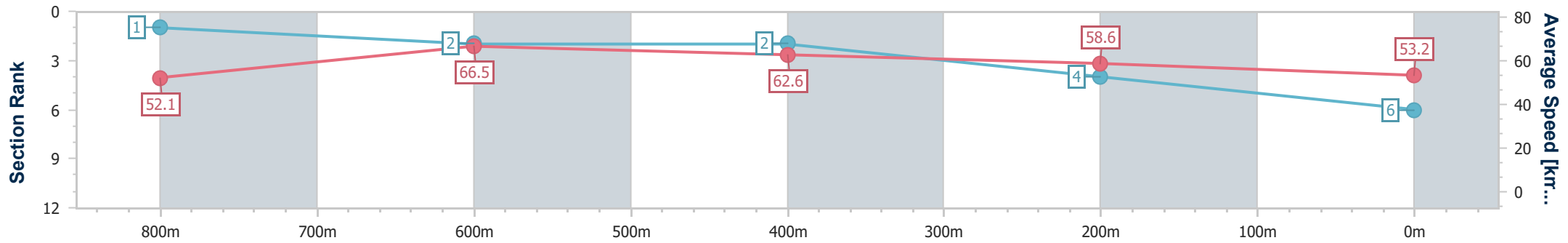
Toowoomba QLD Professional
Race 4: Burling Brown Architects QTIS Three-Years-Old
Maiden Plate - 1000m



05 October 2024 - 19:32

Track Rating: Good 4, Weather: Fine, Rail Position: +3m Entire

Section	Overall	800m	600m	400m	200m
Section Times	1:02.05 [6] (0:13.95)	0:48.10 [1] (0:10.85)	0:37.25 [2] (0:11.45)	0:25.80 [2] (0:12.28)	0:13.52 [4] (0:13.52)
Average Speed [km/h]	52.1	66.5	62.6	58.6	53.2
Top Speed [km/h]	68.0	68.0	65.8	60.1	55.6
Avg. Dist. to Rail [m]	3.7	1.1	0.7	1.2	0.9
Avg. Stride Freq. [Hz]	2.5	2.6	2.5	2.4	2.3
Avg. Stride Length [m]	5.7	7.0	7.0	6.7	6.4



- [] Ranking at each section and finish
- .-.- No data available at this section
- NA No data available



Horse/Jockey Name	Ready Grey
Final Rank	7
Fastest Section Time (Section)	0:11.08 (800m)
Top Speed [km/h] (Section)	66.3 (800m)
Race State	Finished



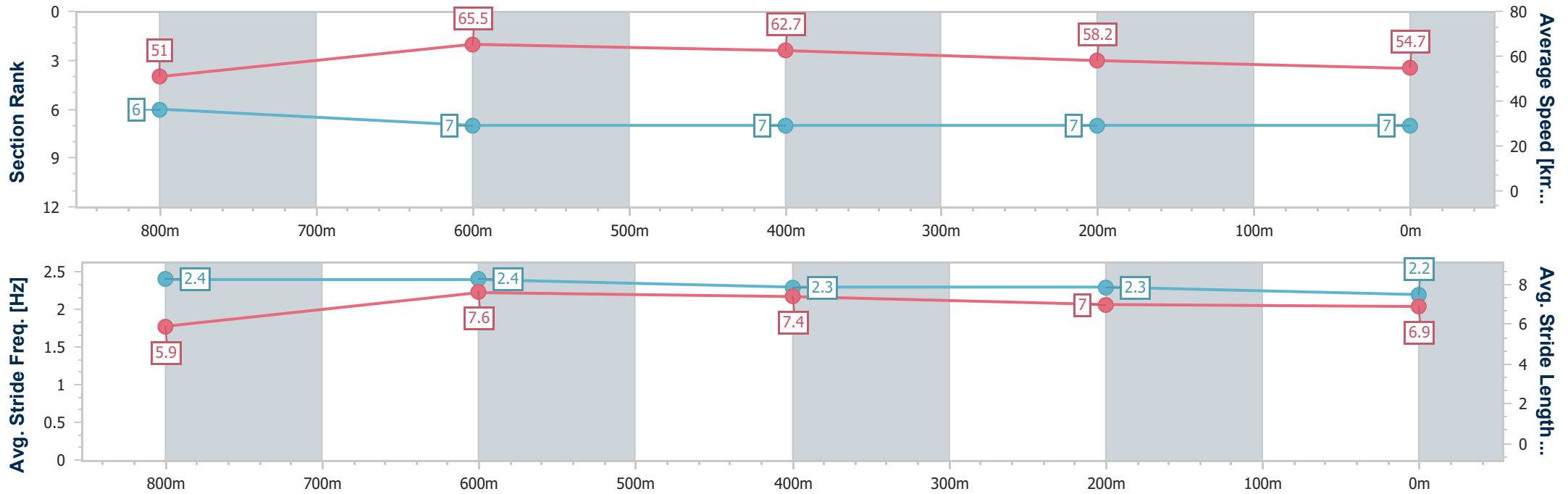
Toowoomba QLD Professional
 Race 4: Burling Brown Architects QTIS Three-Years-Old
 Maiden Plate - 1000m



05 October 2024 - 19:32

Track Rating: Good 4, Weather: Fine, Rail Position: +3m Entire

Section	Overall	800m	600m	400m	200m
Section Times	1:02.20 [7] (0:14.25)	0:47.95 [6] (0:11.08)	0:36.87 [7] (0:11.42)	0:25.45 [7] (0:12.31)	0:13.14 [7] (0:13.14)
Average Speed [km/h]	51.0	65.5	62.7	58.2	54.7
Top Speed [km/h]	65.0	66.3	65.6	60.2	57.8
Avg. Dist. to Rail [m]	5.3	1.4	1.0	0.8	1.0
Avg. Stride Freq. [Hz]	2.4	2.4	2.3	2.3	2.2
Avg. Stride Length [m]	5.9	7.6	7.4	7.0	6.9



- [] Ranking at each section and finish
- .-.- No data available at this section
- NA No data available



Horse/Jockey Name	Doitlikemaxwell
Final Rank	8
Fastest Section Time (Section)	0:10.80 (800m)
Top Speed [km/h] (Section)	69.3 (Overall)
Race State	Finished



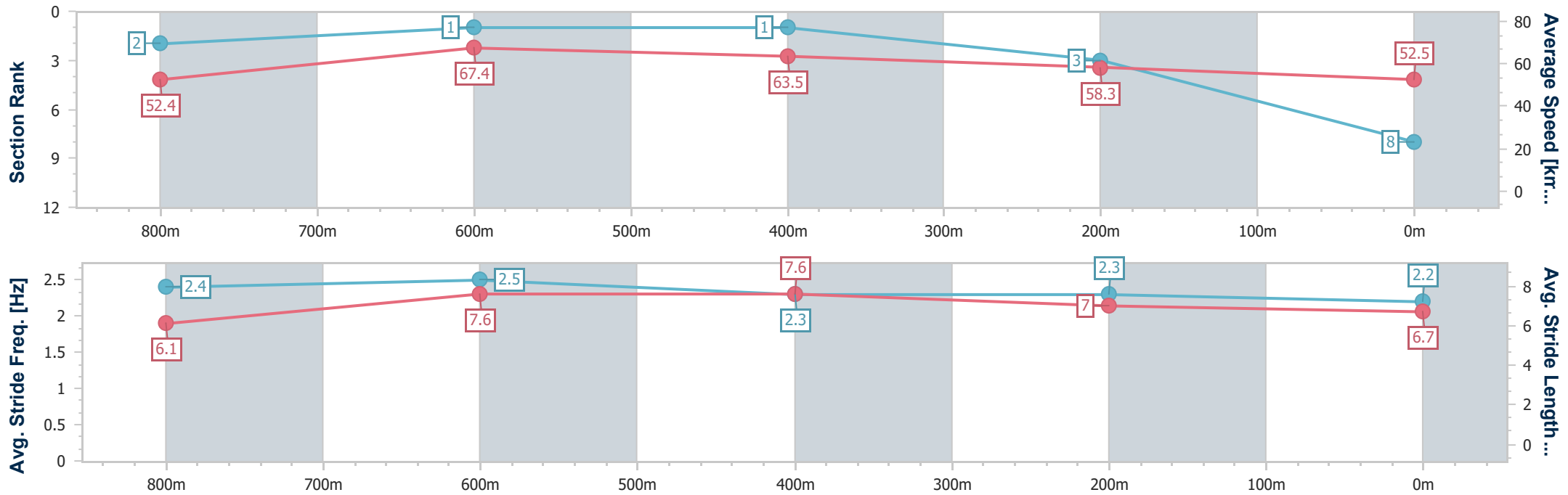
Toowoomba QLD Professional
 Race 4: Burling Brown Architects QTIS Three-Years-Old
 Maiden Plate - 1000m



05 October 2024 - 19:32

Track Rating: Good 4, Weather: Fine, Rail Position: +3m Entire

Section	Overall	800m	600m	400m	200m
Section Times	1:02.21 [8] (0:13.96)	0:48.25 [2] (0:10.80)	0:37.45 [1] (0:11.40)	0:26.05 [1] (0:12.36)	0:13.69 [3] (0:13.69)
Average Speed [km/h]	52.4	67.4	63.5	58.3	52.5
Top Speed [km/h]	69.3	69.2	65.2	61.5	56.4
Avg. Dist. to Rail [m]	7.5	2.5	1.2	0.6	1.6
Avg. Stride Freq. [Hz]	2.4	2.5	2.3	2.3	2.2
Avg. Stride Length [m]	6.1	7.6	7.6	7.0	6.7



- [] Ranking at each section and finish
- .-.- No data available at this section
- NA No data available



Toowoomba QLD Professional
Race 5: Gibson Livestock BM70 Handicap - 1050m
05 October 2024 - 20:08



Track Rating: Good 4, Weather: Fine, Rail Position: +3m Entire

Section		Overall	1000m	800m	600m	400m	200m	Last 600m					
Field Times		1:01.71 (0:04.81)	0:56.90 (0:11.20)	0:45.70 (0:11.05)	0:34.65 (0:11.20)	0:23.45 (0:11.46)	0:11.99 (0:11.99)	0:34.65					
Rank	TAB Horse/Jockey	Barrier	Top Speed [km/h]	Fastest Section							Margin	Distance Travelled [m]	
1	6 GROOVIN' THE MOO Les Tilley	2	67.2 600m	0:04.89 Overall	1:01.71 [1] (0:04.89)	0:56.82 [3] (0:11.55)	0:45.27 [5] (0:11.10)	0:34.17 [5] (0:11.16)	0:23.01 [5] (0:11.35)	0:11.66 [3] (0:11.66)	1:01.71	0:34.17	
2	1 WRITTLE Justin Huxtable	4	67.3 1000m	0:05.16 Overall	1:01.89 [2] (0:05.16)	0:56.73 [5] (0:11.06)	0:45.67 [2] (0:10.93)	0:34.74 [2] (0:11.11)	0:23.63 [1] (0:11.46)	0:12.17 [1] (0:12.17)	1L	0:34.74	-1
3	4 SMILING ZAC Rob Thorburn	6	67.8 600m	0:05.34 Overall	1:02.05 [3] (0:05.34)	0:56.71 [6] (0:11.38)	0:45.33 [6] (0:11.05)	0:34.28 [6] (0:11.02)	0:23.26 [6] (0:11.49)	0:11.77 [4] (0:11.77)	1.8L	0:34.28	+2
4	2 CHARLIE SPHENE Georgina Cartwright	7	67.2 1000m	0:04.86 Overall	1:02.77 [4] (0:04.86)	0:57.91 [2] (0:11.15)	0:46.76 [1] (0:11.05)	0:35.71 [1] (0:11.22)	0:24.49 [2] (0:11.70)	0:12.79 [2] (0:12.79)	5.8L	0:35.71	-3
5	3 RIVER NOIRE Zac Sprie	5	67.8 600m	0:05.07 Overall	1:02.80 [5] (0:05.07)	0:57.73 [4] (0:11.37)	0:46.36 [4] (0:11.01)	0:35.35 [4] (0:11.15)	0:24.20 [4] (0:11.71)	0:12.49 [6] (0:12.49)	6L	0:35.35	+4
6	7 BRAVE WARRIOR Amy Graham	1	66.1 800m	0:04.81 Overall	1:02.96 [6] (0:04.81)	0:58.15 [1] (0:11.42)	0:46.73 [3] (0:11.16)	0:35.57 [3] (0:11.15)	0:24.42 [3] (0:11.75)	0:12.67 [5] (0:12.67)	6.8L	0:35.57	-4

Scratched: Fun Sponge (#5)

[] Ranking at each section and finish
 -:-:- No data available at this section
 NA No data available

SCN Saddle cloth number
 DNF Did not finish
 DNT Did not track



Horse/Jockey Name	Groovin' The Moo
Final Rank	1
Fastest Section Time (Section)	0:04.89 (Overall)
Top Speed [km/h] (Section)	67.2 (600m)
Race State	Finished



Toowoomba QLD Professional

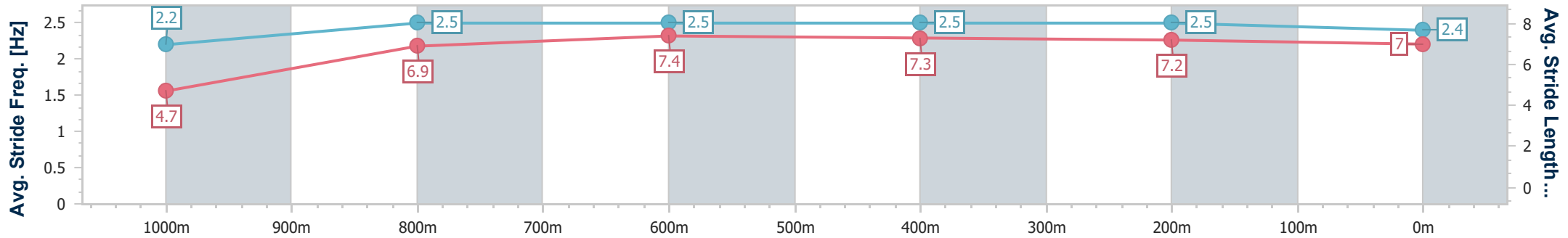
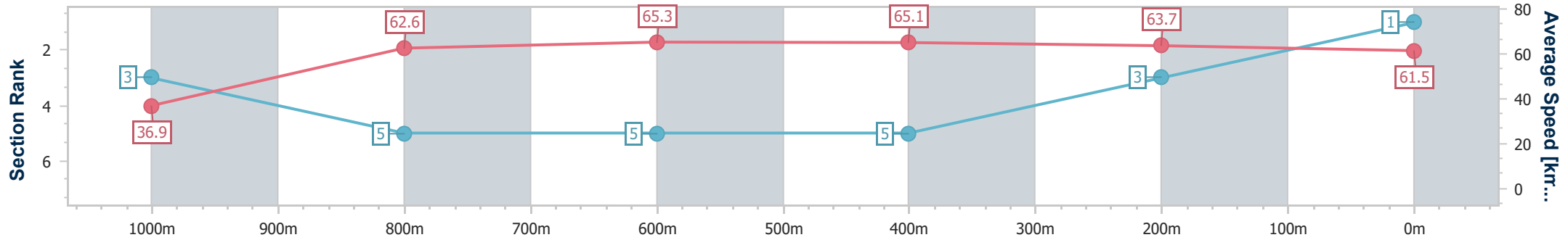
Race 5: Gibson Livestock BM70 Handicap - 1050m

05 October 2024 - 20:08



Track Rating: Good 4, Weather: Fine, Rail Position: +3m Entire

Section	Overall	1000m	800m	600m	400m	200m
Section Times	1:01.71 [1] (0:04.89)	0:56.82 [3] (0:11.55)	0:45.27 [5] (0:11.10)	0:34.17 [5] (0:11.16)	0:23.01 [5] (0:11.35)	0:11.66 [3] (0:11.66)
Average Speed [km/h]	36.9	62.6	65.3	65.1	63.7	61.5
Top Speed [km/h]	54.0	65.7	66.9	67.2	64.6	64.0
Avg. Dist. to Rail [m]	0.3	1.1	2.0	1.6	1.4	1.9
Avg. Stride Freq. [Hz]	2.2	2.5	2.5	2.5	2.5	2.4
Avg. Stride Length [m]	4.7	6.9	7.4	7.3	7.2	7.0



- [] Ranking at each section and finish
- .-.- No data available at this section
- NA No data available



Horse/Jockey Name	Writtle
Final Rank	2
Fastest Section Time (Section)	0:05.16 (Overall)
Top Speed [km/h] (Section)	67.3 (1000m)
Race State	Finished



Toowoomba QLD Professional

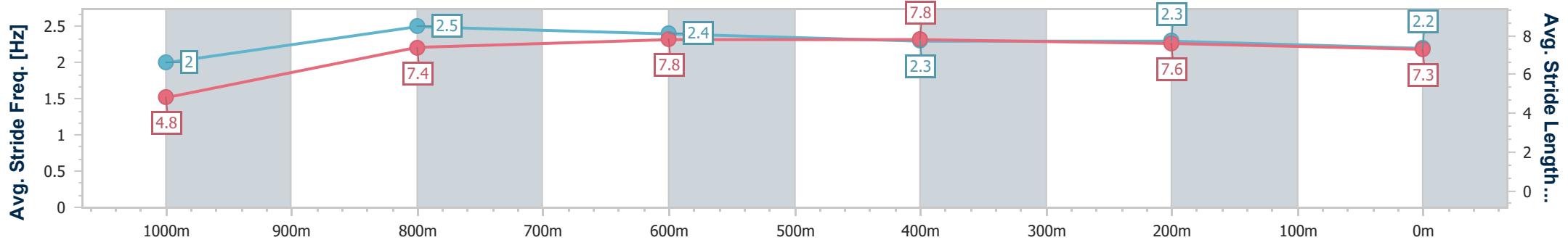
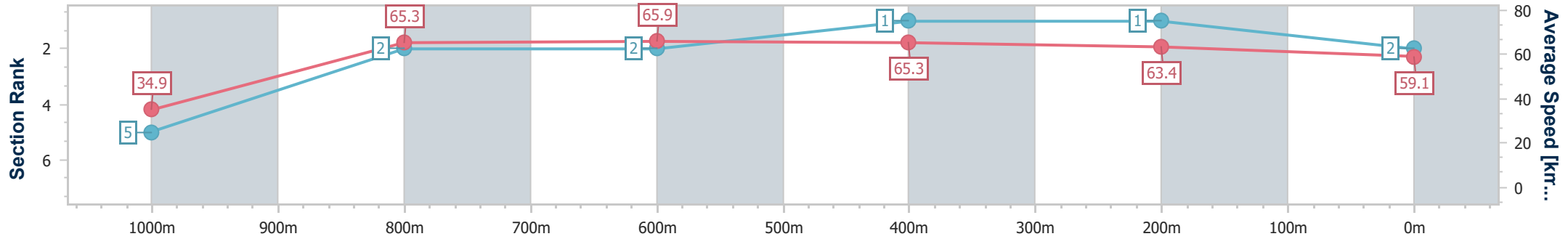
Race 5: Gibson Livestock BM70 Handicap - 1050m

05 October 2024 - 20:08

Track Rating: Good 4, Weather: Fine, Rail Position: +3m Entire



Section	Overall	1000m	800m	600m	400m	200m
Section Times	1:01.89 [2] (0:05.16)	0:56.73 [5] (0:11.06)	0:45.67 [2] (0:10.93)	0:34.74 [2] (0:11.11)	0:23.63 [1] (0:11.46)	0:12.17 [1] (0:12.17)
Average Speed [km/h]	34.9	65.3	65.9	65.3	63.4	59.1
Top Speed [km/h]	58.4	67.3	67.0	66.9	64.6	62.2
Avg. Dist. to Rail [m]	1.6	0.2	1.2	1.1	2.5	1.0
Avg. Stride Freq. [Hz]	2.0	2.5	2.4	2.3	2.3	2.2
Avg. Stride Length [m]	4.8	7.4	7.8	7.8	7.6	7.3



- [] Ranking at each section and finish
- .-.- No data available at this section
- NA No data available



Horse/Jockey Name	Smiling Zac
Final Rank	3
Fastest Section Time (Section)	0:05.34 (Overall)
Top Speed [km/h] (Section)	67.8 (600m)
Race State	Finished



Toowoomba QLD Professional

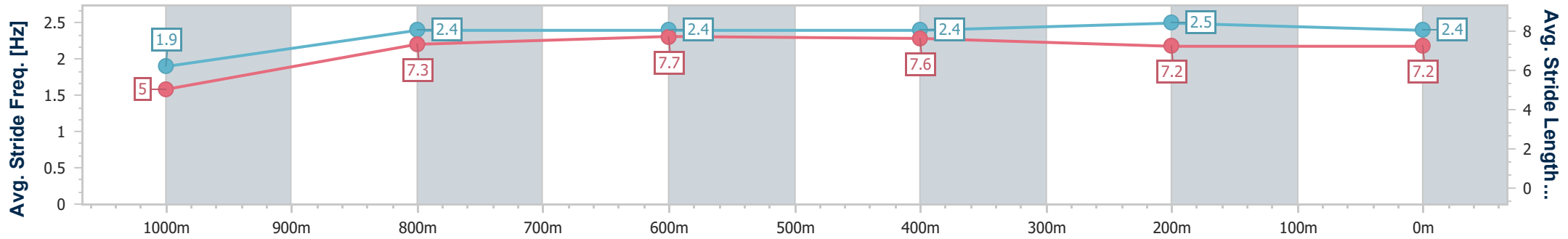
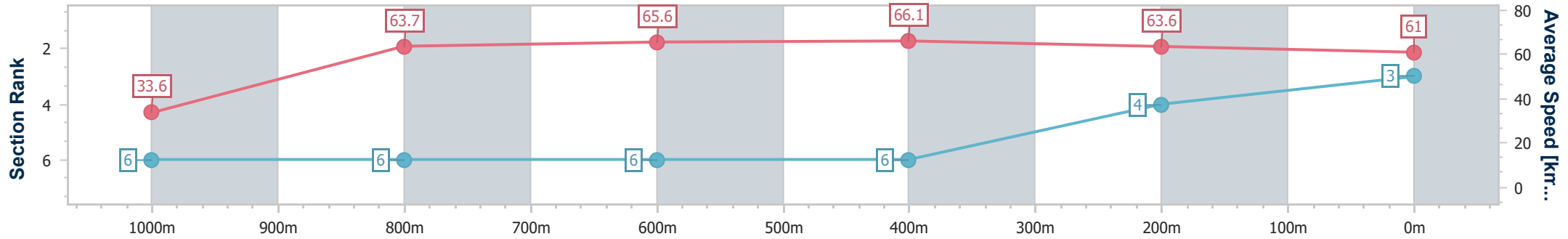
Race 5: Gibson Livestock BM70 Handicap - 1050m

05 October 2024 - 20:08

Track Rating: Good 4, Weather: Fine, Rail Position: +3m Entire



Section	Overall	1000m	800m	600m	400m	200m
Section Times	1:02.05 [3] (0:05.34)	0:56.71 [6] (0:11.38)	0:45.33 [6] (0:11.05)	0:34.28 [6] (0:11.02)	0:23.26 [6] (0:11.49)	0:11.77 [4]
Average Speed [km/h]	33.6	63.7	65.6	66.1	63.6	61.0
Top Speed [km/h]	53.2	66.4	66.9	67.8	64.8	62.7
Avg. Dist. to Rail [m]	0.9	1.6	1.8	2.6	3.9	2.3
Avg. Stride Freq. [Hz]	1.9	2.4	2.4	2.4	2.5	2.4
Avg. Stride Length [m]	5.0	7.3	7.7	7.6	7.2	7.2



- [] Ranking at each section and finish
- .-.- No data available at this section
- NA No data available



Horse/Jockey Name	Charlie Spkene
Final Rank	4
Fastest Section Time (Section)	0:04.86 (Overall)
Top Speed [km/h] (Section)	67.2 (1000m)
Race State	Finished



Toowoomba QLD Professional

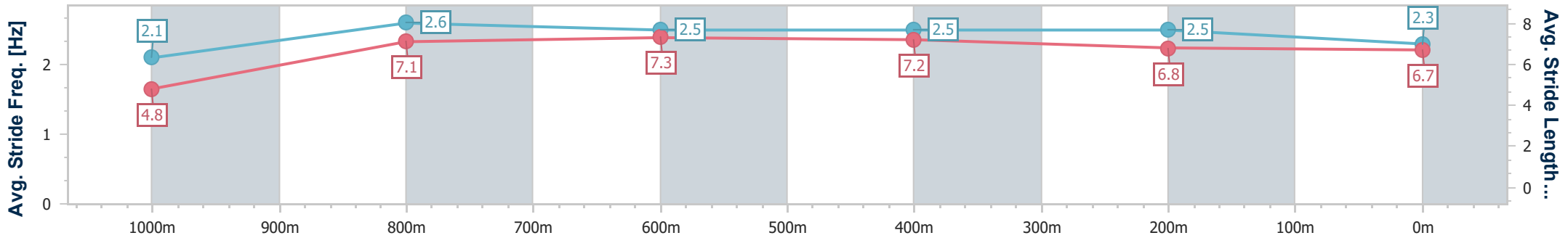
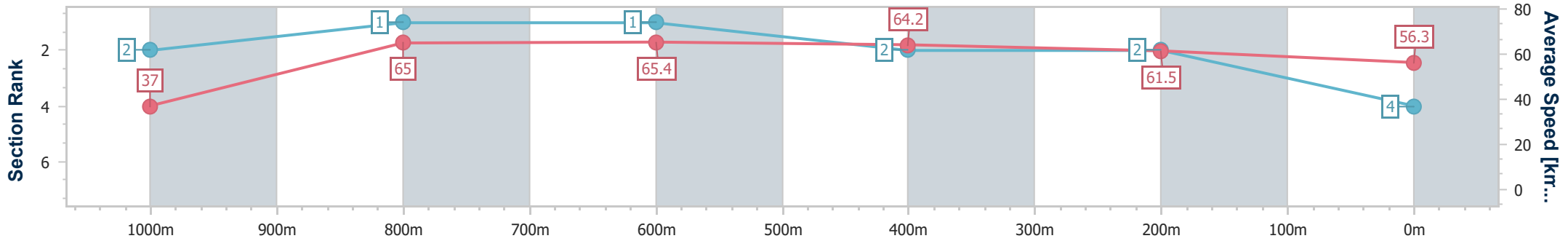
Race 5: Gibson Livestock BM70 Handicap - 1050m

05 October 2024 - 20:08



Track Rating: Good 4, Weather: Fine, Rail Position: +3m Entire

Section	Overall	1000m	800m	600m	400m	200m
Section Times	1:02.77 [4] (0:04.86)	0:57.91 [2] (0:11.15)	0:46.76 [1] (0:11.05)	0:35.71 [1] (0:11.22)	0:24.49 [2] (0:11.70)	0:12.79 [2] (0:12.79)
Average Speed [km/h]	37.0	65.0	65.4	64.2	61.5	56.3
Top Speed [km/h]	57.9	67.2	66.4	66.2	63.6	59.0
Avg. Dist. to Rail [m]	3.6	2.6	1.9	0.7	0.6	1.5
Avg. Stride Freq. [Hz]	2.1	2.6	2.5	2.5	2.5	2.3
Avg. Stride Length [m]	4.8	7.1	7.3	7.2	6.8	6.7



- [] Ranking at each section and finish
- .-.- No data available at this section
- NA No data available



Horse/Jockey Name	River Noire
Final Rank	5
Fastest Section Time (Section)	0:05.07 (Overall)
Top Speed [km/h] (Section)	67.8 (600m)
Race State	Finished



Toowoomba QLD Professional

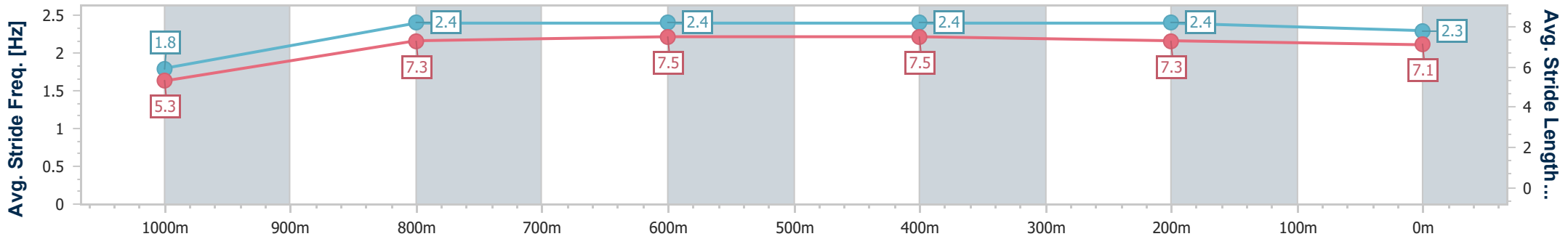
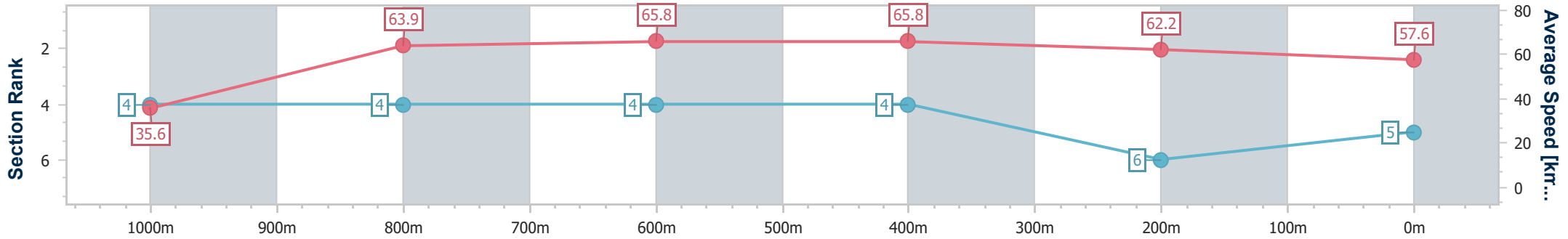
Race 5: Gibson Livestock BM70 Handicap - 1050m

05 October 2024 - 20:08



Track Rating: Good 4, Weather: Fine, Rail Position: +3m Entire

Section	Overall	1000m	800m	600m	400m	200m
Section Times	1:02.80 [5] (0:05.07)	0:57.73 [4] (0:11.37)	0:46.36 [4] (0:11.01)	0:35.35 [4] (0:11.15)	0:24.20 [4] (0:11.71)	0:12.49 [6] (0:12.49)
Average Speed [km/h]	35.6	63.9	65.8	65.8	62.2	57.6
Top Speed [km/h]	55.2	67.2	67.3	67.8	64.4	60.4
Avg. Dist. to Rail [m]	2.6	3.2	2.6	3.1	3.4	1.9
Avg. Stride Freq. [Hz]	1.8	2.4	2.4	2.4	2.4	2.3
Avg. Stride Length [m]	5.3	7.3	7.5	7.5	7.3	7.1



- [] Ranking at each section and finish
- .-.- No data available at this section
- NA No data available



Horse/Jockey Name	Brave Warrior
Final Rank	6
Fastest Section Time (Section)	0:04.81 (Overall)
Top Speed [km/h] (Section)	66.1 (800m)
Race State	Finished



Toowoomba QLD Professional

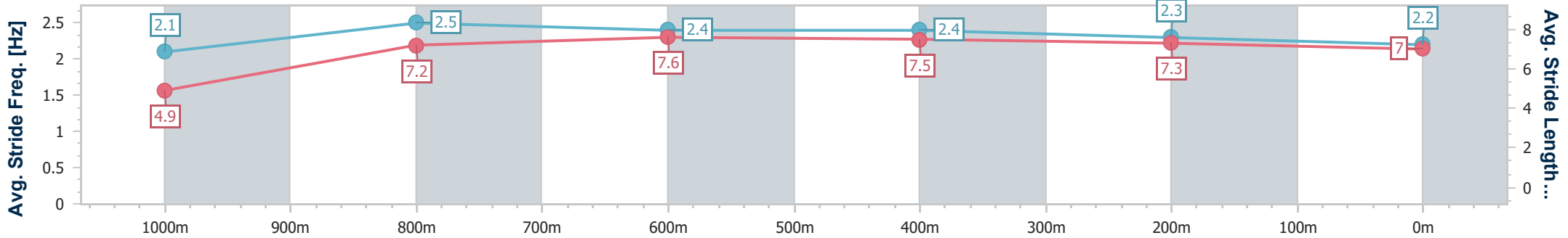
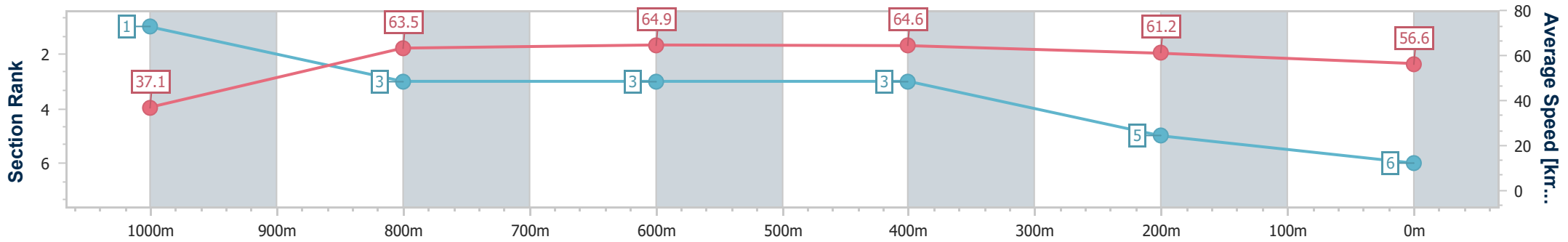
Race 5: Gibson Livestock BM70 Handicap - 1050m

05 October 2024 - 20:08



Track Rating: Good 4, Weather: Fine, Rail Position: +3m Entire

Section	Overall	1000m	800m	600m	400m	200m
Section Times	1:02.96 [6] (0:04.81)	0:58.15 [1] (0:11.42)	0:46.73 [3] (0:11.16)	0:35.57 [3] (0:11.15)	0:24.42 [3] (0:11.75)	0:12.67 [5] (0:12.67)
Average Speed [km/h]	37.1	63.5	64.9	64.6	61.2	56.6
Top Speed [km/h]	55.3	65.3	66.1	65.7	62.9	60.5
Avg. Dist. to Rail [m]	1.0	1.5	1.1	0.5	0.3	1.5
Avg. Stride Freq. [Hz]	2.1	2.5	2.4	2.4	2.3	2.2
Avg. Stride Length [m]	4.9	7.2	7.6	7.5	7.3	7.0



- [] Ranking at each section and finish
- .-.- No data available at this section
- NA No data available



Toowoomba QLD Professional

Race 6: Geoff's Final Drive Maiden Handicap - 870m

05 October 2024 - 20:39



Track Rating: Good 4, Weather: Fine, Rail Position: +3m Entire

Section											Last 600m	
Field Times		Overall	800m	600m	400m	200m						
		0:51.80 (0:06.75)	0:45.05 (0:10.58)	0:34.47 (0:11.01)	0:23.46 (0:11.40)	0:12.06 (0:12.06)						0:34.47
Rank	TAB Horse/Jockey	Barrier	Top Speed [km/h]	Fastest Section						Margin	Distance Travelled [m]	
1	9 COLTMAN Nozi Tomizawa	3	69.4 800m	0:06.95 Overall	0:51.80 [1] (0:06.95)	0:44.85 [4] (0:10.64)	0:34.21 [2] (0:10.81)	0:23.40 [2] (0:11.34)	0:12.06 [1] (0:12.06)	0:51.80	0:34.21	
2	5 COLONEL PARKER Jake Molloy	11	68.9 800m	0:07.07 Overall	0:52.50 [2] (0:07.07)	0:45.43 [7] (0:10.63)	0:34.80 [3] (0:10.90)	0:23.90 [3] (0:11.80)	0:12.10 [4] (0:12.10)	4L	0:34.80	+3
3	3 CASUAL MAN Justin Huxtable	10	68.6 600m	0:07.04 Overall	0:52.65 [3] (0:07.04)	0:45.61 [6] (0:10.83)	0:34.78 [6] (0:11.00)	0:23.78 [5] (0:11.51)	0:12.27 [3] (0:12.27)	4.8L	0:34.78	+7
4	8 PRINCESS LUTETIA Georgina Cartwright	9	69.0 600m	0:06.75 Overall	0:52.68 [4] (0:06.75)	0:45.93 [1] (0:10.58)	0:35.35 [1] (0:11.01)	0:24.34 [1] (0:11.86)	0:12.48 [2] (0:12.48)	5L	0:35.35	+5
5	7 SUMMER BRIDE Luke Tarrant	5	68.3 800m	0:07.19 Overall	0:52.69 [5] (0:07.19)	0:45.50 [8] (0:10.82)	0:34.68 [8] (0:11.06)	0:23.62 [7] (0:11.62)	0:12.00 [5] (0:12.00)	5.1L	0:34.68	+2
6	1 ALZURRI Zac Sprie	8	68.1 800m	0:06.98 Overall	0:52.88 [6] (0:06.98)	0:45.90 [5] (0:11.01)	0:34.89 [7] (0:11.09)	0:23.80 [8] (0:11.79)	0:12.01 [8] (0:12.01)	6.1L	0:34.89	+6
7	6 HIGH MAGNITUDE Karl Zechner	4	67.8 800m	0:06.86 Overall	0:53.21 [7] (0:06.86)	0:46.35 [2] (0:10.89)	0:35.46 [4] (0:11.06)	0:24.40 [4] (0:11.88)	0:12.52 [6] (0:12.52)	7.9L	0:35.46	+1
8	4 WICKED WINNEY Kenji Yoshida	12	68.9 600m	0:06.89 Overall	0:53.23 [8] (0:06.89)	0:46.34 [3] (0:10.87)	0:35.47 [5] (0:11.13)	0:24.34 [6] (0:11.81)	0:12.53 [7] (0:12.53)	8L	0:35.47	+10

Scratched: Ready For Vegas (#2), Almost Even (#10), Jediah (#11), Emperor Teio (#12)

[] Ranking at each section and finish
 -:-:- No data available at this section
 NA No data available

SCN Saddle cloth number
 DNF Did not finish
 DNT Did not track



Horse/Jockey Name	Coltman
Final Rank	1
Fastest Section Time (Section)	0:06.95 (Overall)
Top Speed [km/h] (Section)	69.4 (800m)
Race State	Finished



Toowoomba QLD Professional

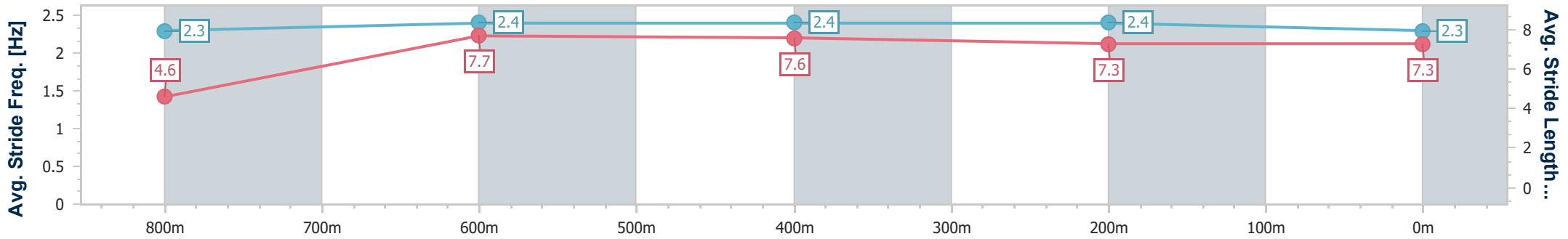
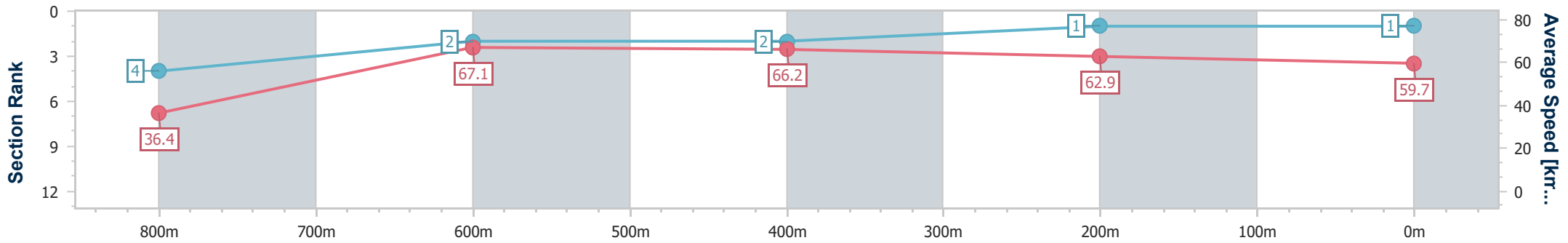
Race 6: Geoff's Final Drive Maiden Handicap - 870m

05 October 2024 - 20:39

Track Rating: Good 4, Weather: Fine, Rail Position: +3m Entire



Section	Overall	800m	600m	400m	200m
Section Times	0:51.80 [1] (0:06.95)	0:44.85 [4] (0:10.64)	0:34.21 [2] (0:10.81)	0:23.40 [2] (0:11.34)	0:12.06 [1] (0:12.06)
Average Speed [km/h]	36.4	67.1	66.2	62.9	59.7
Top Speed [km/h]	63.2	69.4	67.4	64.6	61.5
Avg. Dist. to Rail [m]	4.6	2.2	1.9	1.0	0.5
Avg. Stride Freq. [Hz]	2.3	2.4	2.4	2.4	2.3
Avg. Stride Length [m]	4.6	7.7	7.6	7.3	7.3



- [] Ranking at each section and finish
- .-.- No data available at this section
- NA No data available



Horse/Jockey Name	Colonel Parker
Final Rank	2
Fastest Section Time (Section)	0:07.07 (Overall)
Top Speed [km/h] (Section)	68.9 (800m)
Race State	Finished



Toowoomba QLD Professional

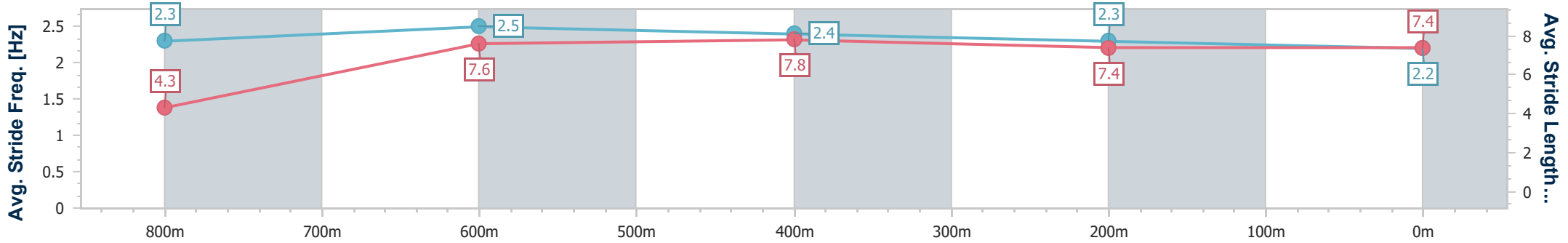
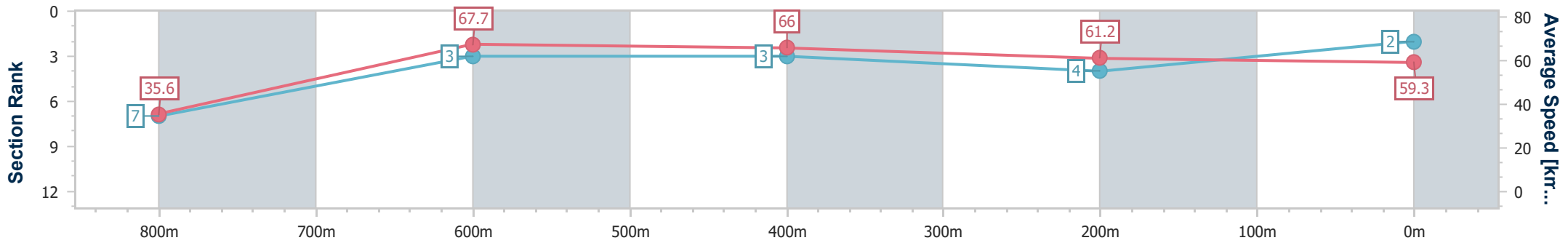
Race 6: Geoff's Final Drive Maiden Handicap - 870m

05 October 2024 - 20:39

Track Rating: Good 4, Weather: Fine, Rail Position: +3m Entire



Section	Overall	800m	600m	400m	200m
Section Times	0:52.50 [2] (0:07.07)	0:45.43 [7] (0:10.63)	0:34.80 [3] (0:10.90)	0:23.90 [3] (0:11.80)	0:12.10 [4] (0:12.10)
Average Speed [km/h]	35.6	67.7	66.0	61.2	59.3
Top Speed [km/h]	62.7	68.9	68.4	64.1	61.9
Avg. Dist. to Rail [m]	3.2	0.8	0.8	1.3	2.4
Avg. Stride Freq. [Hz]	2.3	2.5	2.4	2.3	2.2
Avg. Stride Length [m]	4.3	7.6	7.8	7.4	7.4



- [] Ranking at each section and finish
- .-.- No data available at this section
- NA No data available



Horse/Jockey Name	Casual Man
Final Rank	3
Fastest Section Time (Section)	0:07.04 (Overall)
Top Speed [km/h] (Section)	68.6 (600m)
Race State	Finished



Toowoomba QLD Professional

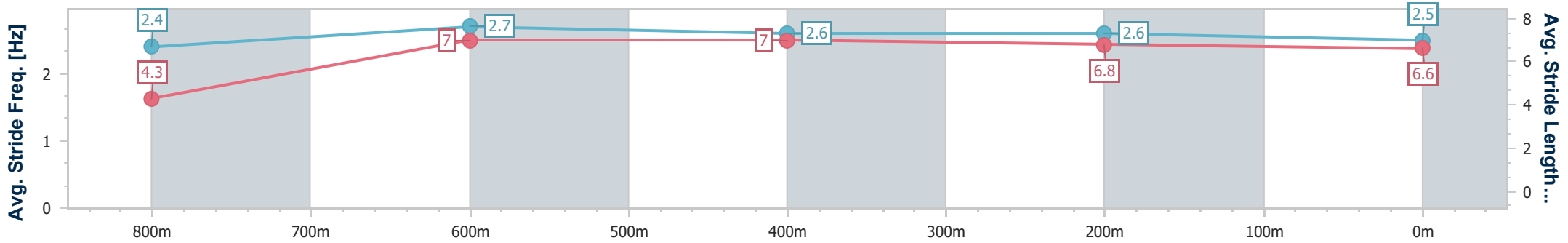
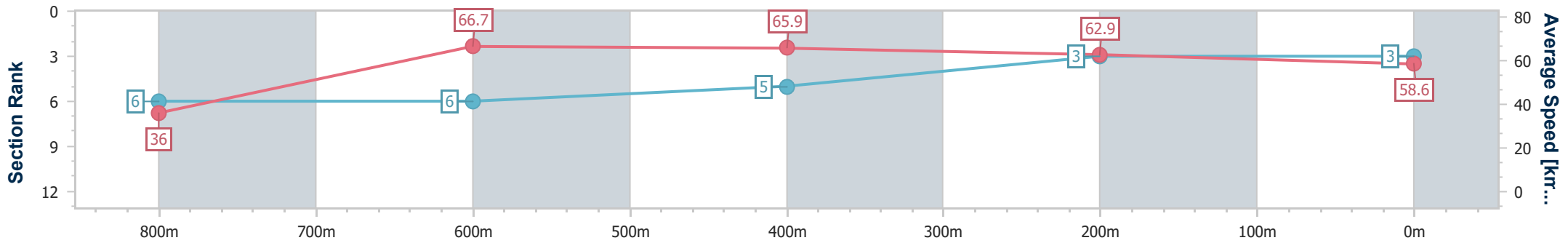
Race 6: Geoff's Final Drive Maiden Handicap - 870m

05 October 2024 - 20:39



Track Rating: Good 4, Weather: Fine, Rail Position: +3m Entire

Section	Overall	800m	600m	400m	200m
Section Times	0:52.65 [3] (0:07.04)	0:45.61 [6] (0:10.83)	0:34.78 [6] (0:11.00)	0:23.78 [5] (0:11.51)	0:12.27 [3] (0:12.27)
Average Speed [km/h]	36.0	66.7	65.9	62.9	58.6
Top Speed [km/h]	61.6	68.5	68.6	65.1	62.5
Avg. Dist. to Rail [m]	2.6	1.3	1.6	1.4	3.1
Avg. Stride Freq. [Hz]	2.4	2.7	2.6	2.6	2.5
Avg. Stride Length [m]	4.3	7.0	7.0	6.8	6.6



- [] Ranking at each section and finish
- .-.- No data available at this section
- NA No data available



Horse/Jockey Name	Princess Lutetia
Final Rank	4
Fastest Section Time (Section)	0:06.75 (Overall)
Top Speed [km/h] (Section)	69.0 (600m)
Race State	Finished



Toowoomba QLD Professional

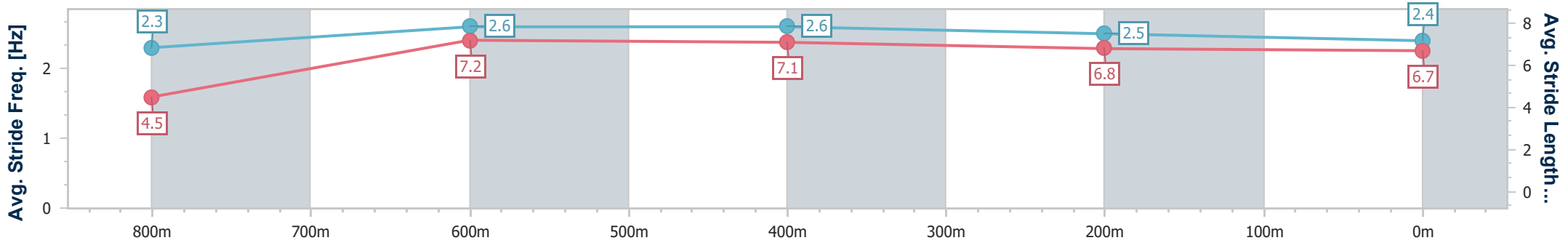
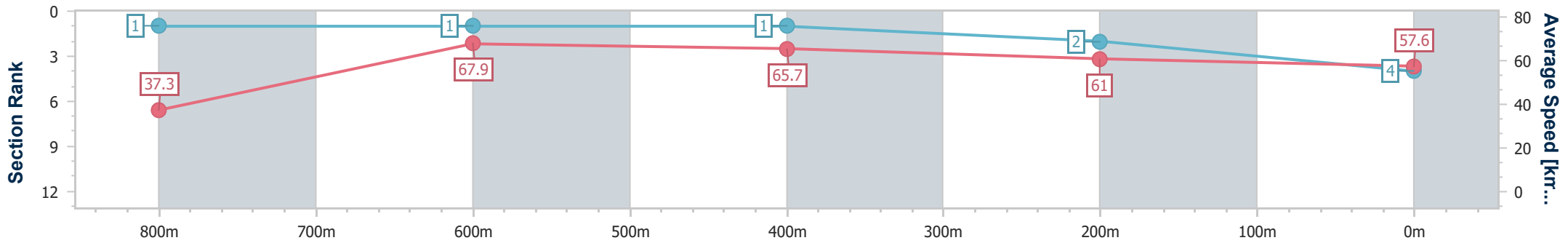
Race 6: Geoff's Final Drive Maiden Handicap - 870m

05 October 2024 - 20:39



Track Rating: Good 4, Weather: Fine, Rail Position: +3m Entire

Section	Overall	800m	600m	400m	200m
Section Times	0:52.68 [4] (0:06.75)	0:45.93 [1] (0:10.58)	0:35.35 [1] (0:11.01)	0:24.34 [1] (0:11.86)	0:12.48 [2] (0:12.48)
Average Speed [km/h]	37.3	67.9	65.7	61.0	57.6
Top Speed [km/h]	63.8	69.0	69.0	62.6	61.0
Avg. Dist. to Rail [m]	1.2	1.0	0.6	1.6	0.6
Avg. Stride Freq. [Hz]	2.3	2.6	2.6	2.5	2.4
Avg. Stride Length [m]	4.5	7.2	7.1	6.8	6.7



- [] Ranking at each section and finish
- .-.- No data available at this section
- NA No data available



Horse/Jockey Name	Summer Bride
Final Rank	5
Fastest Section Time (Section)	0:07.19 (Overall)
Top Speed [km/h] (Section)	68.3 (800m)
Race State	Finished



Toowoomba QLD Professional

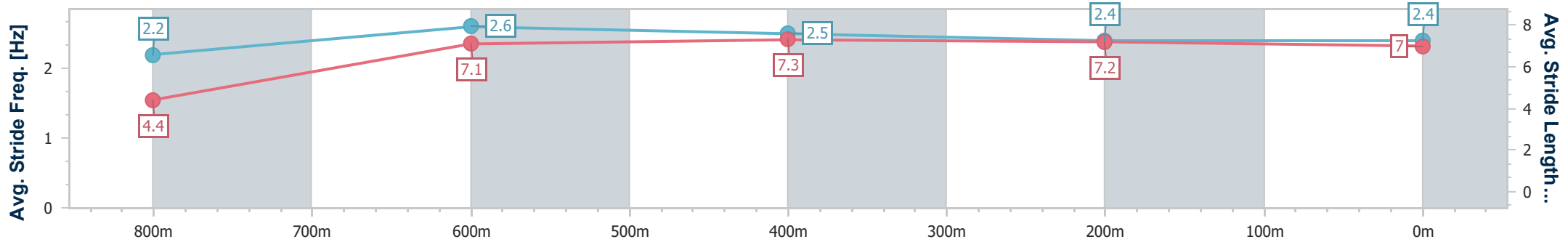
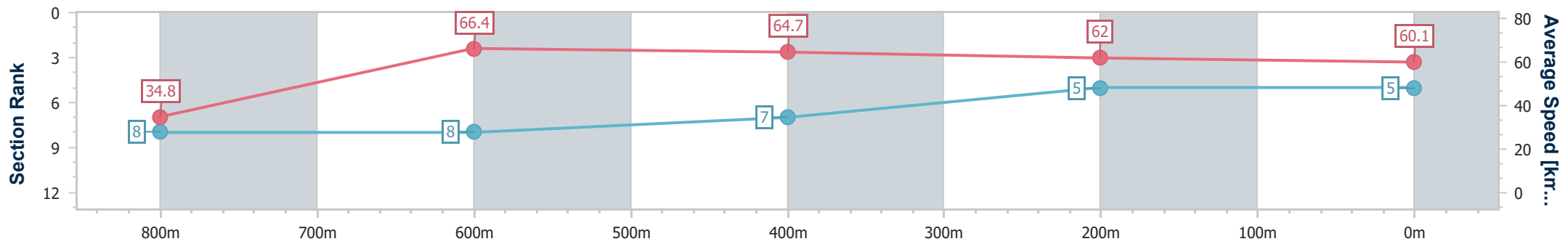
Race 6: Geoff's Final Drive Maiden Handicap - 870m

05 October 2024 - 20:39

Track Rating: Good 4, Weather: Fine, Rail Position: +3m Entire



Section	Overall	800m	600m	400m	200m
Section Times	0:52.69 [5] (0:07.19)	0:45.50 [8] (0:10.82)	0:34.68 [8] (0:11.06)	0:23.62 [7] (0:11.62)	0:12.00 [5] (0:12.00)
Average Speed [km/h]	34.8	66.4	64.7	62.0	60.1
Top Speed [km/h]	61.9	68.3	68.2	62.7	62.0
Avg. Dist. to Rail [m]	1.7	0.7	1.0	1.6	3.8
Avg. Stride Freq. [Hz]	2.2	2.6	2.5	2.4	2.4
Avg. Stride Length [m]	4.4	7.1	7.3	7.2	7.0



- [] Ranking at each section and finish
- .-.- No data available at this section
- NA No data available



Horse/Jockey Name	Alzurri
Final Rank	6
Fastest Section Time (Section)	0:06.98 (Overall)
Top Speed [km/h] (Section)	68.1 (800m)
Race State	Finished



Toowoomba QLD Professional

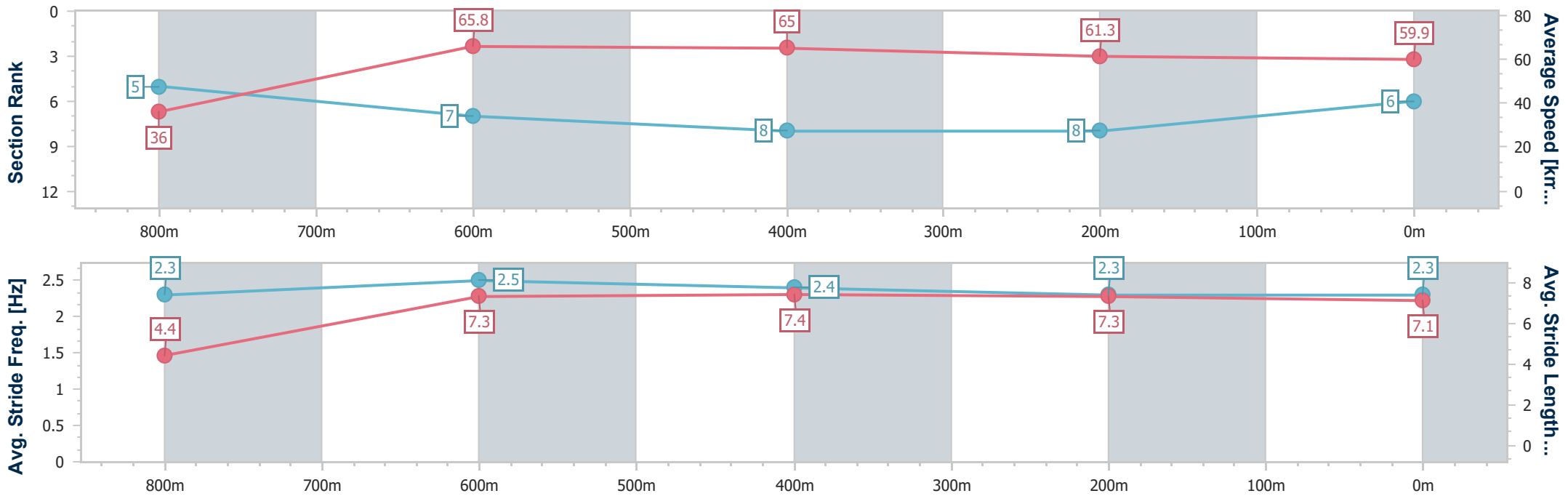
Race 6: Geoff's Final Drive Maiden Handicap - 870m

05 October 2024 - 20:39

Track Rating: Good 4, Weather: Fine, Rail Position: +3m Entire



Section	Overall	800m	600m	400m	200m
Section Times	0:52.88 [6] (0:06.98)	0:45.90 [5] (0:11.01)	0:34.89 [7] (0:11.09)	0:23.80 [8] (0:11.79)	0:12.01 [8] (0:12.01)
Average Speed [km/h]	36.0	65.8	65.0	61.3	59.9
Top Speed [km/h]	59.7	68.1	68.0	63.6	61.2
Avg. Dist. to Rail [m]	1.0	1.9	0.8	1.5	4.9
Avg. Stride Freq. [Hz]	2.3	2.5	2.4	2.3	2.3
Avg. Stride Length [m]	4.4	7.3	7.4	7.3	7.1



- [] Ranking at each section and finish
- .-.- No data available at this section
- NA No data available



Horse/Jockey Name	High Magnitude
Final Rank	7
Fastest Section Time (Section)	0:06.86 (Overall)
Top Speed [km/h] (Section)	67.8 (800m)
Race State	Finished



Toowoomba QLD Professional

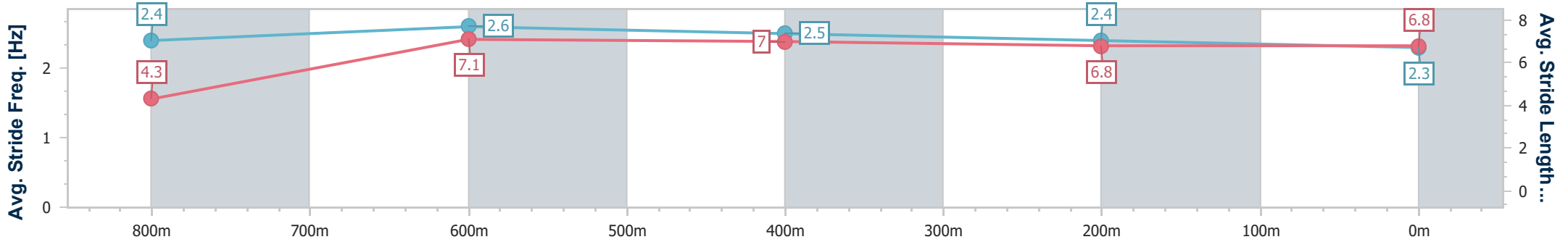
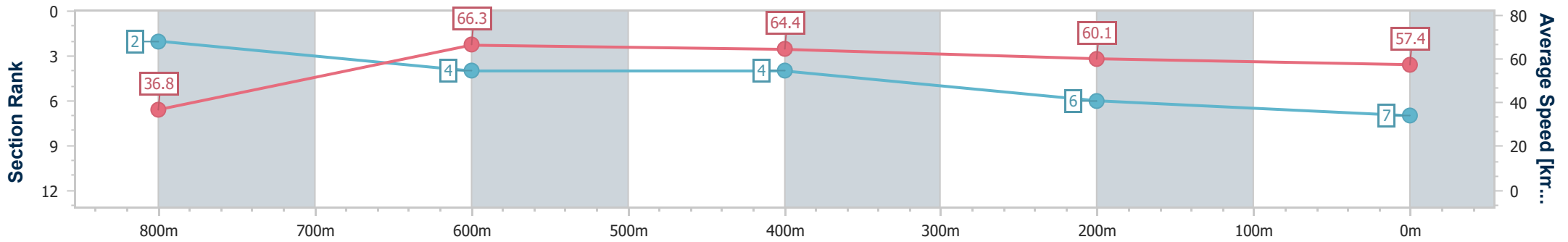
Race 6: Geoff's Final Drive Maiden Handicap - 870m

05 October 2024 - 20:39

Track Rating: Good 4, Weather: Fine, Rail Position: +3m Entire



Section	Overall	800m	600m	400m	200m
Section Times	0:53.21 [7] (0:06.86)	0:46.35 [2] (0:10.89)	0:35.46 [4] (0:11.06)	0:24.40 [4] (0:11.88)	0:12.52 [6] (0:12.52)
Average Speed [km/h]	36.8	66.3	64.4	60.1	57.4
Top Speed [km/h]	61.5	67.8	67.3	61.7	58.5
Avg. Dist. to Rail [m]	1.9	0.9	1.4	2.6	1.0
Avg. Stride Freq. [Hz]	2.4	2.6	2.5	2.4	2.3
Avg. Stride Length [m]	4.3	7.1	7.0	6.8	6.8



- [] Ranking at each section and finish
- .-.- No data available at this section
- NA No data available



Horse/Jockey Name	Wicked Winney
Final Rank	8
Fastest Section Time (Section)	0:06.89 (Overall)
Top Speed [km/h] (Section)	68.9 (600m)
Race State	Finished



Toowoomba QLD Professional

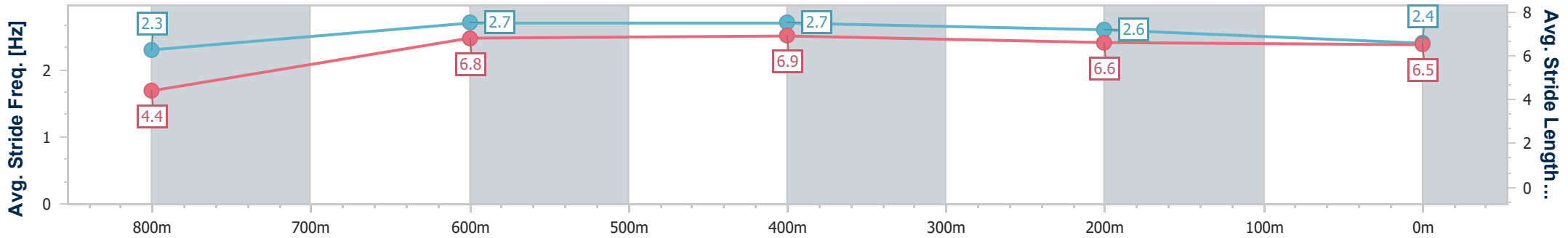
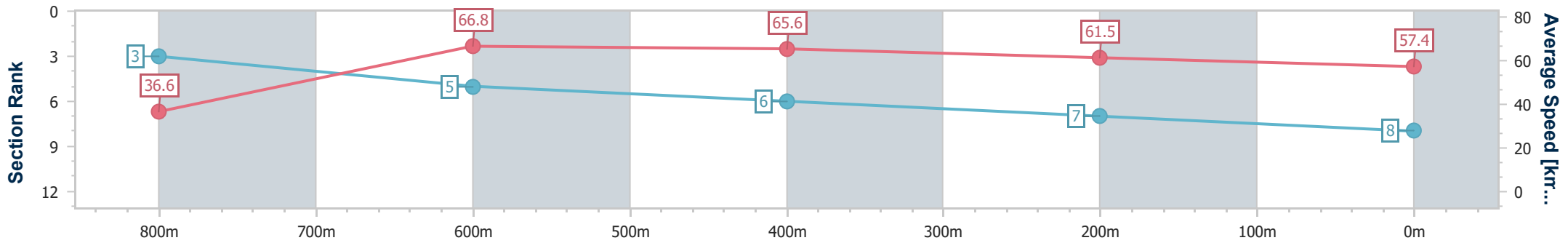
Race 6: Geoff's Final Drive Maiden Handicap - 870m

05 October 2024 - 20:39

Track Rating: Good 4, Weather: Fine, Rail Position: +3m Entire



Section	Overall	800m	600m	400m	200m
Section Times	0:53.23 [8] (0:06.89)	0:46.34 [3] (0:10.87)	0:35.47 [5] (0:11.13)	0:24.34 [6] (0:11.81)	0:12.53 [7] (0:12.53)
Average Speed [km/h]	36.6	66.8	65.6	61.5	57.4
Top Speed [km/h]	61.3	68.6	68.9	64.0	59.2
Avg. Dist. to Rail [m]	5.6	4.5	2.4	3.1	3.9
Avg. Stride Freq. [Hz]	2.3	2.7	2.7	2.6	2.4
Avg. Stride Length [m]	4.4	6.8	6.9	6.6	6.5



- [] Ranking at each section and finish
- .-.- No data available at this section
- NA No data available



Toowoomba QLD Professional

Race 7: Vale John Forde Snr Maiden Handicap - 1625m

05 October 2024 - 21:09



Track Rating: Good 4, Weather: Fine, Rail Position: +3m Entire

Section														
Field Times	Overall	1400m	1200m	1000m	800m	600m	400m	Last 600m						
	1:39.31 (0:14.91)	1:24.40 (0:11.08)	1:13.32 (0:11.80)	1:01.52 (0:12.37)	0:49.15 (0:12.00)	0:37.15 (0:12.00)	0:25.15 (0:12.68)	0:37.15						
Rank	TAB	Horse/Jockey	Barrier	Top Speed [km/h]	Fastest Section								Distance Travelled [m]	
1	8	BANKSIA BEACH Karl Zechner	2	68.7	0:11.12	1:39.31 [1] (0:15.20)	1:24.11 [3] (0:11.12)	1:12.99 [3] (0:11.81)	1:01.18 [3] (0:12.31)	0:48.87 [3] (0:11.98)	0:36.89 [3] (0:12.08)	0:24.81 [3] (0:12.34)	0:36.89	
2	1	MALECON Justin Huxtable	10	71.4	0:11.23	1:40.02 [2] (0:14.91)	1:25.11 [1] (0:11.23)	1:13.88 [2] (0:11.82)	1:02.06 [2] (0:12.35)	0:49.71 [2] (0:11.97)	0:37.74 [2] (0:11.88)	0:25.86 [1] (0:12.80)	0:37.74	+5
3	6	PROPHET OF BOOM Kenji Yoshida	5	70.8	0:10.99	1:40.19 [3] (0:15.00)	1:25.19 [2] (0:10.99)	1:14.20 [1] (0:11.80)	1:02.40 [1] (0:12.37)	0:50.03 [1] (0:12.00)	0:38.03 [1] (0:12.01)	0:26.02 [2] (0:12.71)	0:38.03	-1
4	4	POSTMAN'S GAP Nathan Fazackerley	7	68.3	0:11.24	1:40.50 [4] (0:15.56)	1:24.94 [7] (0:11.24)	1:13.70 [7] (0:11.97)	1:01.73 [7] (0:12.22)	0:49.51 [7] (0:11.87)	0:37.64 [6] (0:12.11)	0:25.53 [4] (0:12.50)	0:37.64	+11
5	2	NOT A SINGLE DRINK Amy Graham	8	68.5	0:11.00	1:40.70 [5] (0:15.96)	1:24.74 [9] (0:11.00)	1:13.74 [8] (0:11.99)	1:01.75 [8] (0:12.15)	0:49.60 [8] (0:12.12)	0:37.48 [8] (0:12.29)	0:25.19 [9] (0:12.56)	0:37.48	-4
6	9	NYTHE Luke Tarrant	9	68.3	0:11.17	1:40.84 [6] (0:15.84)	1:25.00 [8] (0:11.17)	1:13.83 [9] (0:12.07)	1:01.76 [9] (0:12.23)	0:49.53 [9] (0:11.93)	0:37.60 [9] (0:12.20)	0:25.40 [8] (0:12.55)	0:37.60	+9
7	5	STARATH Les Tilley	3	69.1	0:11.15	1:41.29 [7] (0:15.41)	1:25.88 [6] (0:11.15)	1:14.73 [6] (0:11.97)	1:02.76 [6] (0:12.35)	0:50.41 [6] (0:12.19)	0:38.22 [7] (0:12.34)	0:25.88 [7] (0:12.69)	0:38.22	+10
8	3	UNDERINVESTIGATION Georgina Cartwright	1	68.9	0:11.17	1:41.43 [8] (0:15.31)	1:26.12 [4] (0:11.17)	1:14.95 [5] (0:11.95)	1:03.00 [5] (0:12.24)	0:50.76 [4] (0:12.08)	0:38.68 [4] (0:12.29)	0:26.39 [5] (0:12.85)	0:38.68	+0
9	7	FLYING JEWEL Chelsea Baker	4	69.6	0:11.10	1:42.89 [9] (0:15.32)	1:27.57 [5] (0:11.10)	1:16.47 [4] (0:11.94)	1:04.53 [4] (0:12.38)	0:52.15 [5] (0:12.07)	0:40.08 [5] (0:12.47)	0:27.61 [6] (0:13.18)	0:40.08	+7

Scratched: Montagliari (#10)

[] Ranking at each section and finish
 -:-:- No data available at this section
 NA No data available

SCN Saddle cloth number
 DNF Did not finish
 DNT Did not track



Toowoomba QLD Professional

Race 7: Vale John Forde Snr Maiden Handicap - 1625m

05 October 2024 - 21:09



Track Rating: Good 4, Weather: Fine, Rail Position: +3m Entire

Section				200m				Last 600m	
Field Times				0:12.47				0:37.15	
				(0:12.47)					
Rank	TAB	Horse/Jockey	Barrier	Top Speed [km/h]	Fastest Section	Margin			Distance Travelled [m]
1	8	BANKSIA BEACH Karl Zechner	2	68.7	0:11.12	0:12.47 [1]	1:39.31		0:36.89
				Overall	1400m	(0:12.47)			
2	1	MALECON Justin Huxtable	10	71.4	0:11.23	0:13.06 [3]	4L		0:37.74 +5
				Overall	1400m	(0:13.06)			
3	6	PROPHET OF BOOM Kenji Yoshida	5	70.8	0:10.99	0:13.31 [2]	5L		0:38.03 -1
				Overall	1400m	(0:13.31)			
4	4	POSTMAN'S GAP Nathan Fazackerley	7	68.3	0:11.24	0:13.03 [4]	6.8L		0:37.64 +11
				Overall	1400m	(0:13.03)			
5	2	NOT A SINGLE DRINK Amy Graham	8	68.5	0:11.00	0:12.63 [7]	7.8L		0:37.48 -4
				Overall	1400m	(0:12.63)			
6	9	NYTHE Luke Tarrant	9	68.3	0:11.17	0:12.85 [6]	8.6L		0:37.60 +9
				Overall	1400m	(0:12.85)			
7	5	STARATH Les Tilley	3	69.1	0:11.15	0:13.19 [8]	11.1L		0:38.22 +10
				Overall	1400m	(0:13.19)			
8	3	UNDERINVESTIGATION Georgina Cartwright	1	68.9	0:11.17	0:13.54 [5]	11.9L		0:38.68 +0
				Overall	1400m	(0:13.54)			
9	7	FLYING JEWEL Chelsea Baker	4	69.6	0:11.10	0:14.43 [9]	20.4L		0:40.08 +7
				Overall	1400m	(0:14.43)			

Scratched: Montagliari (#10)

[] Ranking at each section and finish
 -:-:- No data available at this section
 NA No data available

SCN Saddle cloth number
 DNF Did not finish
 DNT Did not track



Horse/Jockey Name	Banksia Beach
Final Rank	1
Fastest Section Time (Section)	0:11.12 (1400m)
Top Speed [km/h] (Section)	68.7 (Overall)
Race State	Finished



Toowoomba QLD Professional

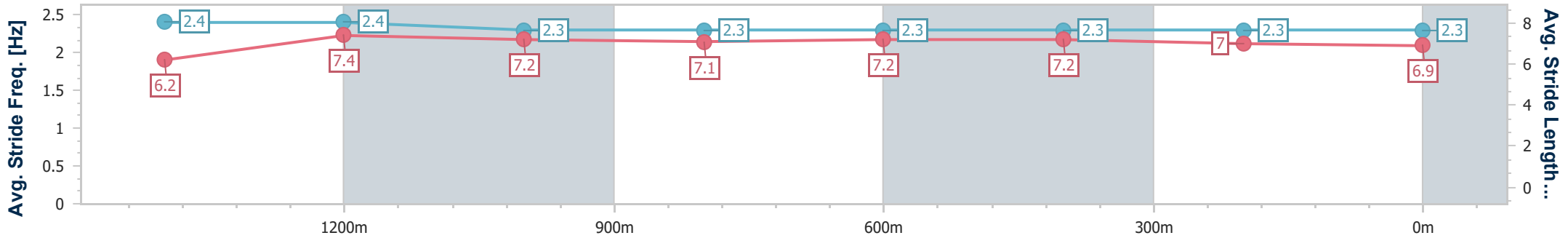
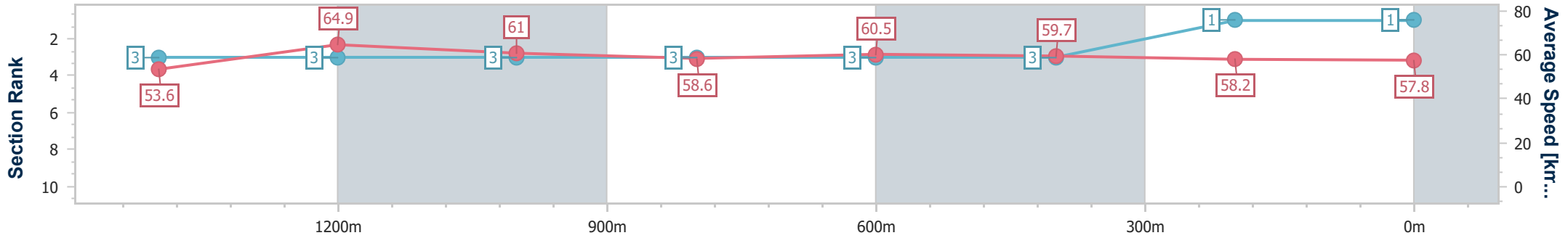
Race 7: Vale John Forde Snr Maiden Handicap - 1625m

05 October 2024 - 21:09



Track Rating: Good 4, Weather: Fine, Rail Position: +3m Entire

Section	Overall	1400m	1200m	1000m	800m	600m	400m	200m				
Section Times	1:39.31 [1] (0:15.20)	1:24.11 [3] (0:11.12)	1:12.99 [3] (0:11.81)	1:01.18 [3] (0:12.31)	0:48.87 [3] (0:11.98)	0:36.89 [3] (0:12.08)	0:24.81 [3] (0:12.34)	0:12.47 [1] (0:12.47)				
Average Speed [km/h]	53.6	64.9	61.0	58.6	60.5	59.7	58.2	57.8				
Top Speed [km/h]	68.7	68.2	62.5	60.0	61.8	61.6	59.5	58.5				
Avg. Dist. to Rail [m]	3.7	1.0	1.1	0.8	1.3	0.3	0.7	0.3				
Avg. Stride Freq. [Hz]	2.4	2.4	2.3	2.3	2.3	2.3	2.3	2.3				
Avg. Stride Length [m]	6.2	7.4	7.2	7.1	7.2	7.2	7.0	6.9				



- [] Ranking at each section and finish
- .-.- No data available at this section
- NA No data available



Horse/Jockey Name	Malecon
Final Rank	2
Fastest Section Time (Section)	0:11.23 (1400m)
Top Speed [km/h] (Section)	71.4 (Overall)
Race State	Finished



Toowoomba QLD Professional

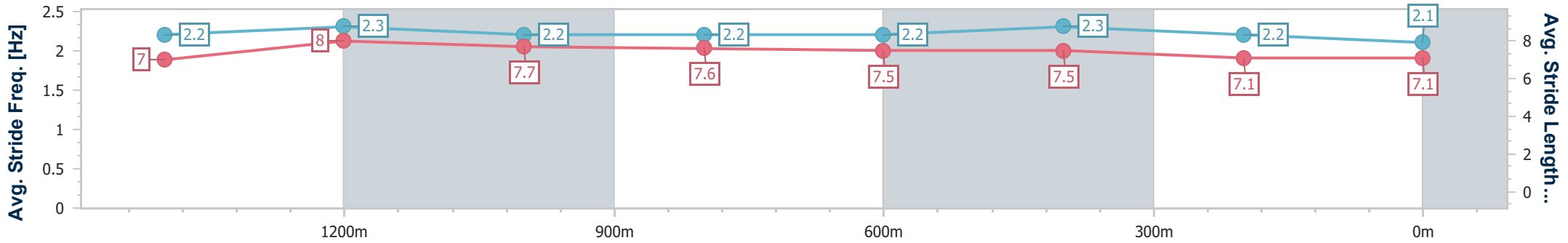
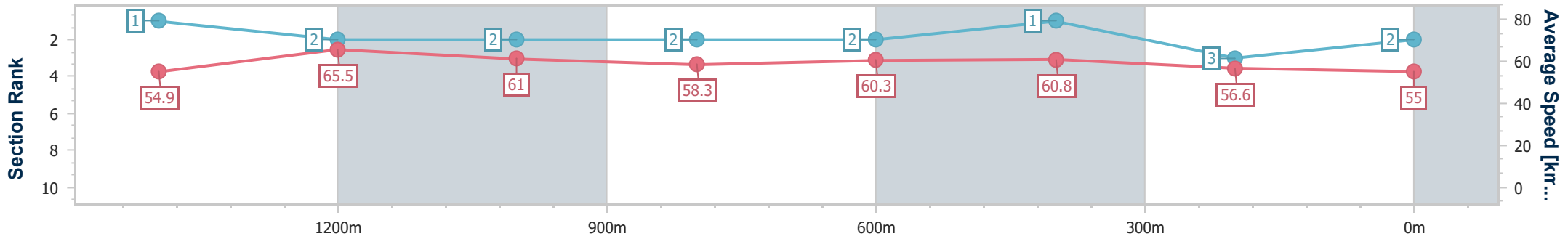
Race 7: Vale John Forde Snr Maiden Handicap - 1625m

05 October 2024 - 21:09



Track Rating: Good 4, Weather: Fine, Rail Position: +3m Entire

Section	Overall	1400m	1200m	1000m	800m	600m	400m	200m
Section Times	1:40.02 [2] (0:14.91)	1:25.11 [1] (0:11.23)	1:13.88 [2] (0:11.82)	1:02.06 [2] (0:12.35)	0:49.71 [2] (0:11.97)	0:37.74 [2] (0:11.88)	0:25.86 [1] (0:12.80)	0:13.06 [3] (0:13.06)
Average Speed [km/h]	54.9	65.5	61.0	58.3	60.3	60.8	56.6	55.0
Top Speed [km/h]	71.4	70.0	63.0	59.8	62.5	63.1	59.1	56.4
Avg. Dist. to Rail [m]	7.8	3.3	2.3	1.0	1.0	0.5	1.4	0.3
Avg. Stride Freq. [Hz]	2.2	2.3	2.2	2.2	2.2	2.3	2.2	2.1
Avg. Stride Length [m]	7.0	8.0	7.7	7.6	7.5	7.5	7.1	7.1



- [] Ranking at each section and finish
- .-.- No data available at this section
- NA No data available



Horse/Jockey Name	Prophet Of Boom
Final Rank	3
Fastest Section Time (Section)	0:10.99 (1400m)
Top Speed [km/h] (Section)	70.8 (Overall)
Race State	Finished



Toowoomba QLD Professional

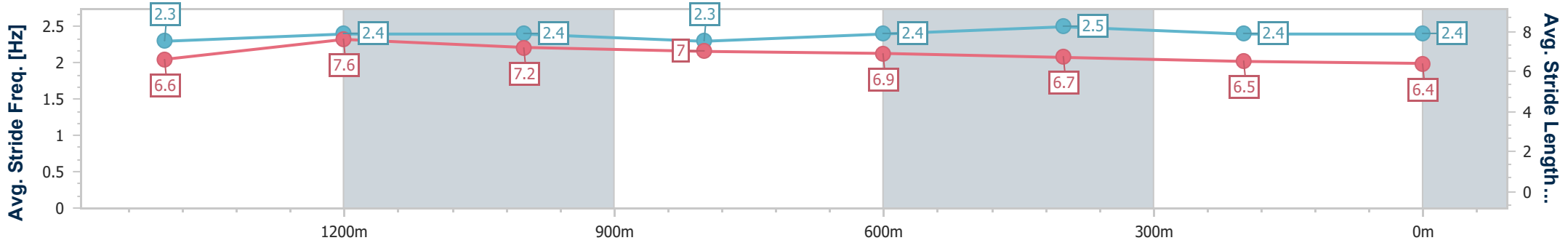
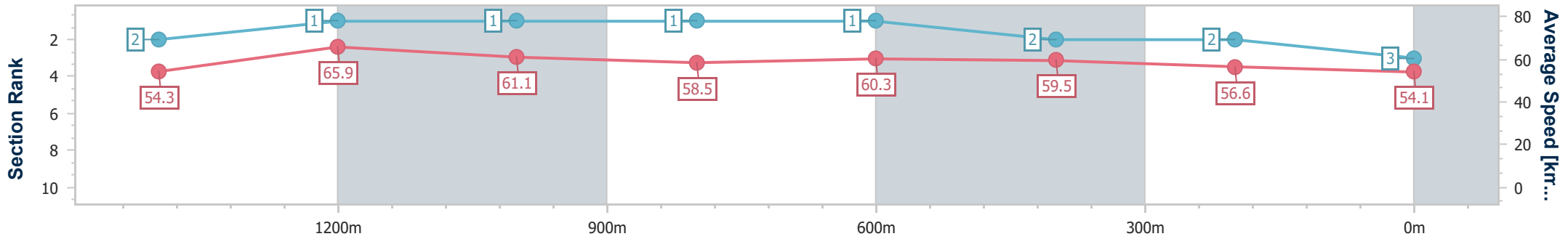
Race 7: Vale John Forde Snr Maiden Handicap - 1625m

05 October 2024 - 21:09



Track Rating: Good 4, Weather: Fine, Rail Position: +3m Entire

Section	Overall	1400m	1200m	1000m	800m	600m	400m	200m
Section Times	1:40.19 [3] (0:15.00)	1:25.19 [2] (0:10.99)	1:14.20 [1] (0:11.80)	1:02.40 [1] (0:12.37)	0:50.03 [1] (0:12.00)	0:38.03 [1] (0:12.01)	0:26.02 [2] (0:12.71)	0:13.31 [2] (0:13.31)
Average Speed [km/h]	54.3	65.9	61.1	58.5	60.3	59.5	56.6	54.1
Top Speed [km/h]	70.8	69.6	62.7	59.6	62.2	61.2	59.3	55.9
Avg. Dist. to Rail [m]	4.4	1.2	1.6	0.9	1.0	0.8	0.5	2.1
Avg. Stride Freq. [Hz]	2.3	2.4	2.4	2.3	2.4	2.5	2.4	2.4
Avg. Stride Length [m]	6.6	7.6	7.2	7.0	6.9	6.7	6.5	6.4



- [] Ranking at each section and finish
- .-.- No data available at this section
- NA No data available



Horse/Jockey Name	Postman's Gap
Final Rank	4
Fastest Section Time (Section)	0:11.24 (1400m)
Top Speed [km/h] (Section)	68.3 (Overall)
Race State	Finished



Toowoomba QLD Professional

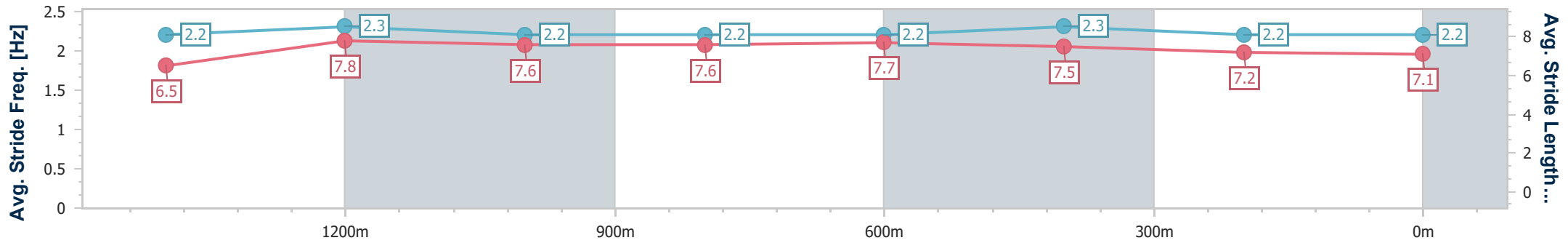
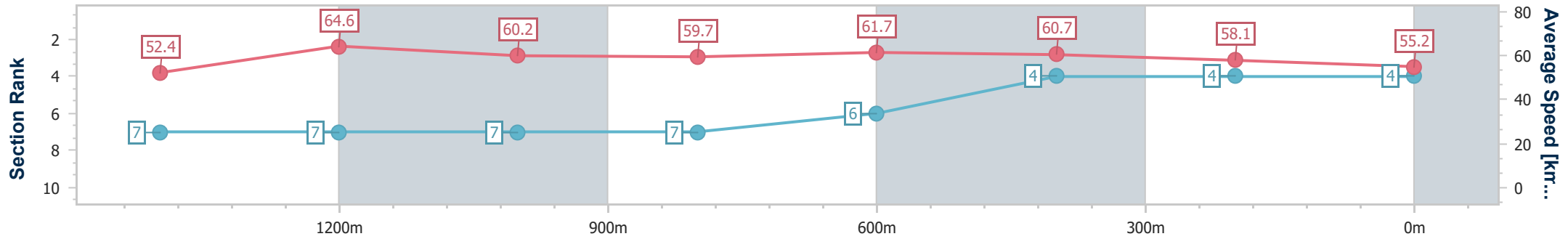
Race 7: Vale John Forde Snr Maiden Handicap - 1625m

05 October 2024 - 21:09



Track Rating: Good 4, Weather: Fine, Rail Position: +3m Entire

Section	Overall	1400m	1200m	1000m	800m	600m	400m	200m					
Section Times	1:40.50 [4] (0:15.56)	1:24.94 [7] (0:11.24)	1:13.70 [7] (0:11.97)	1:01.73 [7] (0:12.22)	0:49.51 [7] (0:11.87)	0:37.64 [6] (0:12.11)	0:25.53 [4] (0:12.50)	0:13.03 [4] (0:13.03)					
Average Speed [km/h]	52.4	64.6	60.2	59.7	61.7	60.7	58.1	55.2					
Top Speed [km/h]	68.3	66.9	62.5	61.0	62.5	62.7	59.5	56.5					
Avg. Dist. to Rail [m]	6.9	1.3	2.0	2.9	4.2	3.8	2.8	3.1					
Avg. Stride Freq. [Hz]	2.2	2.3	2.2	2.2	2.2	2.3	2.2	2.2					
Avg. Stride Length [m]	6.5	7.8	7.6	7.6	7.7	7.5	7.2	7.1					



- [] Ranking at each section and finish
- .-.- No data available at this section
- NA No data available



Horse/Jockey Name	Not A Single Drink
Final Rank	5
Fastest Section Time (Section)	0:11.00 (1400m)
Top Speed [km/h] (Section)	68.5 (Overall)
Race State	Finished



Toowoomba QLD Professional

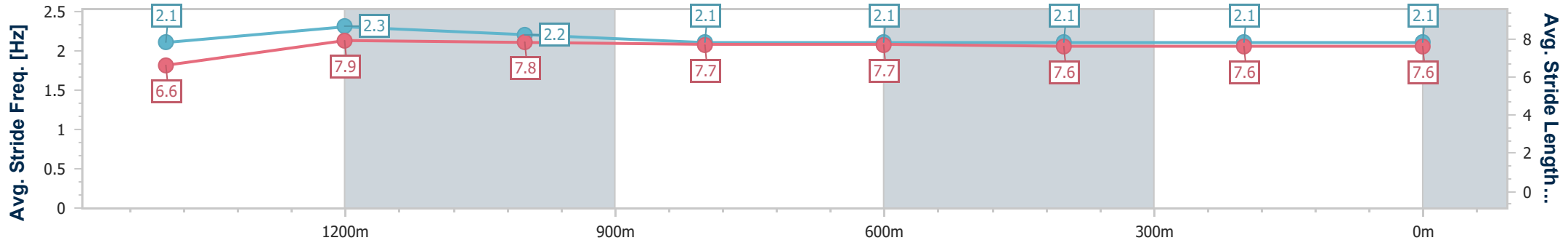
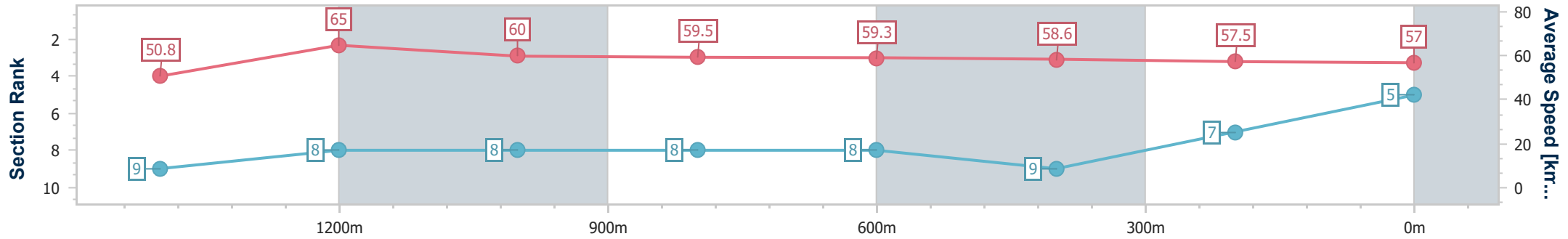
Race 7: Vale John Forde Snr Maiden Handicap - 1625m

05 October 2024 - 21:09



Track Rating: Good 4, Weather: Fine, Rail Position: +3m Entire

Section	Overall	1400m	1200m	1000m	800m	600m	400m	200m
Section Times	1:40.70 [5] (0:15.96)	1:24.74 [9] (0:11.00)	1:13.74 [8] (0:11.99)	1:01.75 [8] (0:12.15)	0:49.60 [8] (0:12.12)	0:37.48 [8] (0:12.29)	0:25.19 [9] (0:12.56)	0:12.63 [7] (0:12.63)
Average Speed [km/h]	50.8	65.0	60.0	59.5	59.3	58.6	57.5	57.0
Top Speed [km/h]	68.5	67.7	61.4	60.2	61.3	61.4	58.3	57.0
Avg. Dist. to Rail [m]	4.6	0.8	0.2	0.3	0.3	0.4	0.9	1.1
Avg. Stride Freq. [Hz]	2.1	2.3	2.2	2.1	2.1	2.1	2.1	2.1
Avg. Stride Length [m]	6.6	7.9	7.8	7.7	7.7	7.6	7.6	7.6



- [] Ranking at each section and finish
- .-.-.- No data available at this section
- NA No data available



Horse/Jockey Name	Nythe
Final Rank	6
Fastest Section Time (Section)	0:11.17 (1400m)
Top Speed [km/h] (Section)	68.3 (Overall)
Race State	Finished



Toowoomba QLD Professional

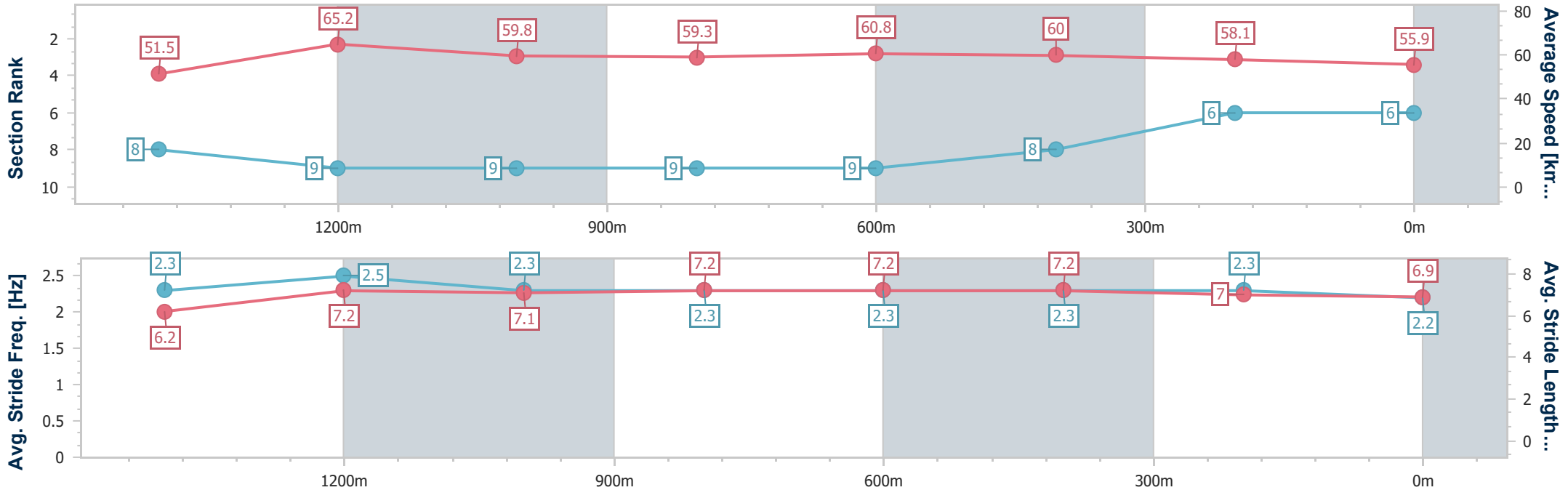
Race 7: Vale John Forde Snr Maiden Handicap - 1625m

05 October 2024 - 21:09

Track Rating: Good 4, Weather: Fine, Rail Position: +3m Entire



Section	Overall	1400m	1200m	1000m	800m	600m	400m	200m
Section Times	1:40.84 [6] (0:15.84)	1:25.00 [8] (0:11.17)	1:13.83 [9] (0:12.07)	1:01.76 [9] (0:12.23)	0:49.53 [9] (0:11.93)	0:37.60 [9] (0:12.20)	0:25.40 [8] (0:12.55)	0:12.85 [6] (0:12.85)
Average Speed [km/h]	51.5	65.2	59.8	59.3	60.8	60.0	58.1	55.9
Top Speed [km/h]	68.3	68.2	62.6	60.1	62.3	61.4	59.4	57.6
Avg. Dist. to Rail [m]	6.8	2.1	2.3	2.3	2.4	3.1	3.4	3.2
Avg. Stride Freq. [Hz]	2.3	2.5	2.3	2.3	2.3	2.3	2.3	2.2
Avg. Stride Length [m]	6.2	7.2	7.1	7.2	7.2	7.2	7.0	6.9



- [] Ranking at each section and finish
- .-.- No data available at this section
- NA No data available



Horse/Jockey Name	Starath
Final Rank	7
Fastest Section Time (Section)	0:11.15 (1400m)
Top Speed [km/h] (Section)	69.1 (Overall)
Race State	Finished



Toowoomba QLD Professional

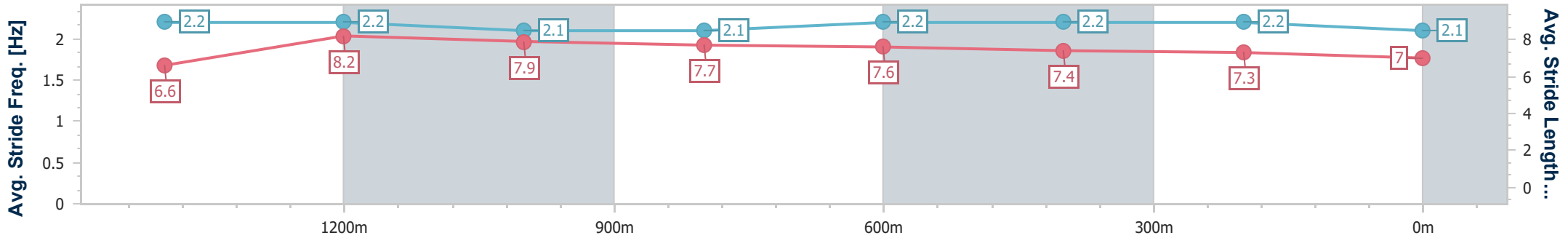
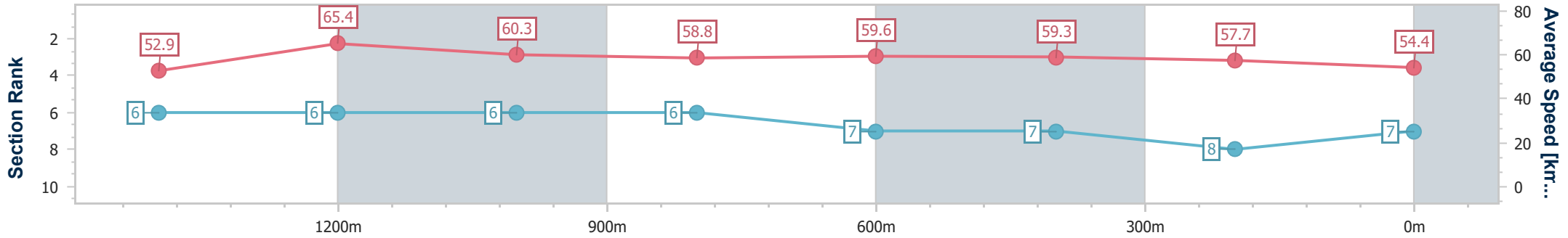
Race 7: Vale John Forde Snr Maiden Handicap - 1625m

05 October 2024 - 21:09



Track Rating: Good 4, Weather: Fine, Rail Position: +3m Entire

Section	Overall	1400m	1200m	1000m	800m	600m	400m	200m
Section Times	1:41.29 [7] (0:15.41)	1:25.88 [6] (0:11.15)	1:14.73 [6] (0:11.97)	1:02.76 [6] (0:12.35)	0:50.41 [6] (0:12.19)	0:38.22 [7] (0:12.34)	0:25.88 [7] (0:12.69)	0:13.19 [8] (0:13.19)
Average Speed [km/h]	52.9	65.4	60.3	58.8	59.6	59.3	57.7	54.4
Top Speed [km/h]	69.1	67.1	63.1	59.8	60.5	60.5	59.1	56.2
Avg. Dist. to Rail [m]	5.7	2.1	2.4	2.4	2.5	2.4	4.7	4.0
Avg. Stride Freq. [Hz]	2.2	2.2	2.1	2.1	2.2	2.2	2.2	2.1
Avg. Stride Length [m]	6.6	8.2	7.9	7.7	7.6	7.4	7.3	7.0



- [] Ranking at each section and finish
- .-.- No data available at this section
- NA No data available



Horse/Jockey Name	Underinvestigation
Final Rank	8
Fastest Section Time (Section)	0:11.17 (1400m)
Top Speed [km/h] (Section)	68.9 (Overall)
Race State	Finished



Toowoomba QLD Professional

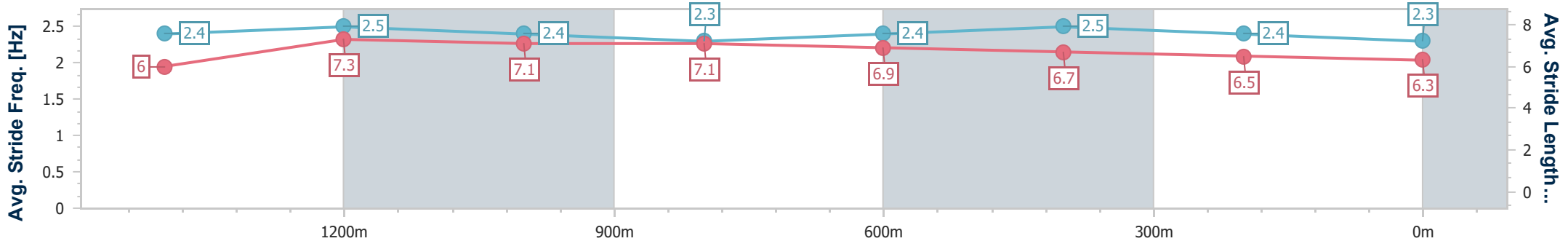
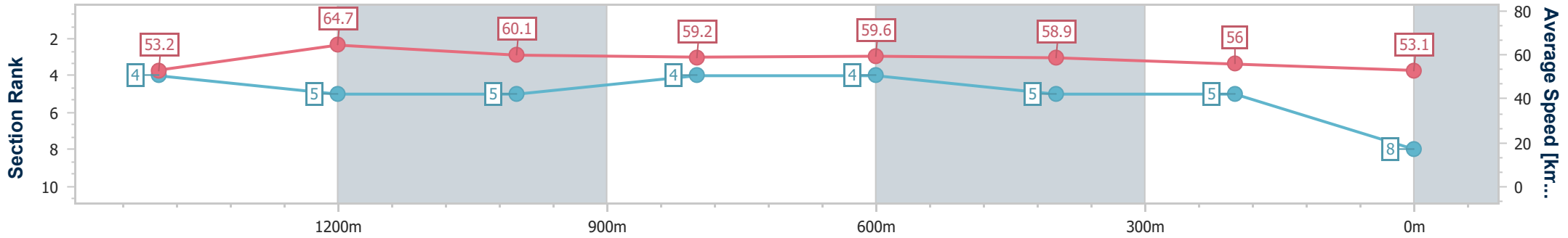
Race 7: Vale John Forde Snr Maiden Handicap - 1625m

05 October 2024 - 21:09



Track Rating: Good 4, Weather: Fine, Rail Position: +3m Entire

Section	Overall	1400m	1200m	1000m	800m	600m	400m	200m
Section Times	1:41.43 [8] (0:15.31)	1:26.12 [4] (0:11.17)	1:14.95 [5] (0:11.95)	1:03.00 [5] (0:12.24)	0:50.76 [4] (0:12.08)	0:38.68 [4] (0:12.29)	0:26.39 [5] (0:12.85)	0:13.54 [5] (0:13.54)
Average Speed [km/h]	53.2	64.7	60.1	59.2	59.6	58.9	56.0	53.1
Top Speed [km/h]	68.9	67.9	61.6	59.9	61.4	61.4	57.7	55.8
Avg. Dist. to Rail [m]	2.1	0.8	1.4	1.1	1.0	0.7	0.4	1.7
Avg. Stride Freq. [Hz]	2.4	2.5	2.4	2.3	2.4	2.5	2.4	2.3
Avg. Stride Length [m]	6.0	7.3	7.1	7.1	6.9	6.7	6.5	6.3



- [] Ranking at each section and finish
- .-.- No data available at this section
- NA No data available



Horse/Jockey Name	Flying Jewel
Final Rank	9
Fastest Section Time (Section)	0:11.10 (1400m)
Top Speed [km/h] (Section)	69.6 (Overall)
Race State	Finished



Toowoomba QLD Professional

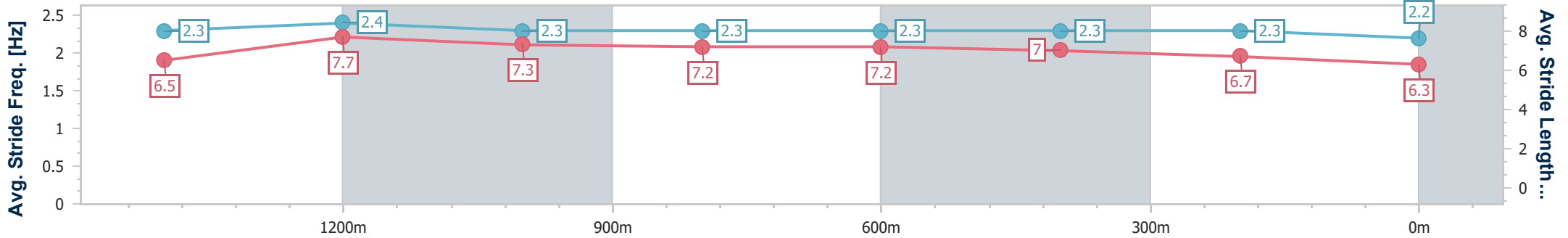
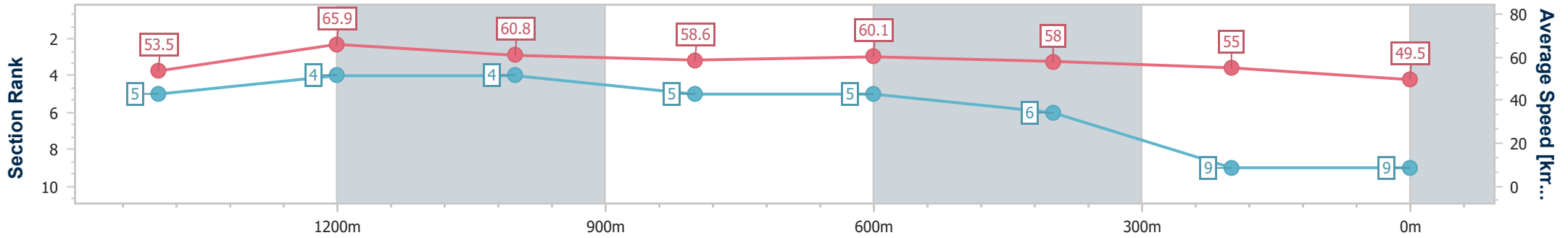
Race 7: Vale John Forde Snr Maiden Handicap - 1625m

05 October 2024 - 21:09



Track Rating: Good 4, Weather: Fine, Rail Position: +3m Entire

Section	Overall	1400m	1200m	1000m	800m	600m	400m	200m
Section Times	1:42.89 [9] (0:15.32)	1:27.57 [5] (0:11.10)	1:16.47 [4] (0:11.94)	1:04.53 [4] (0:12.38)	0:52.15 [5] (0:12.07)	0:40.08 [5] (0:12.47)	0:27.61 [6] (0:13.18)	0:14.43 [9] (0:14.43)
Average Speed [km/h]	53.5	65.9	60.8	58.6	60.1	58.0	55.0	49.5
Top Speed [km/h]	69.6	68.5	62.9	60.2	61.4	60.1	56.3	53.3
Avg. Dist. to Rail [m]	6.1	3.8	3.0	2.4	2.0	1.1	1.7	1.6
Avg. Stride Freq. [Hz]	2.3	2.4	2.3	2.3	2.3	2.3	2.3	2.2
Avg. Stride Length [m]	6.5	7.7	7.3	7.2	7.2	7.0	6.7	6.3



- [] Ranking at each section and finish
- .-.- No data available at this section
- NA No data available