



Doomben QLD Professional

Race 9: Gallopers Sports Club BM85 Handicap - 1200m

05 October 2024 - 17:03



BRISBANE
RACING CLUB

Track Rating: Good 3, Weather: Fine, Rail Position: +4m Entire

Section		Field Times											Last 600m	
		Overall	1000m	800m	600m	400m	200m						0:33.80	
		1:08.28 (0:13.29)	0:54.99 (0:10.50)	0:44.49 (0:10.69)	0:33.80 (0:10.88)	0:22.92 (0:11.11)	0:11.81 (0:11.81)							
Rank	TAB Horse/Jockey	Barrier	Top Speed [km/h]	Fastest Section								Margin	Distance Travelled [m]	
1	1 BUBBA'S BAY Cody Collis	1	69.5 1000m	0:10.47 1000m	1:08.28 [1] (0:13.49)	0:54.79 [3] (0:10.47)	0:44.32 [3] (0:10.65)	0:33.67 [2] (0:10.93)	0:22.74 [3] (0:11.02)	0:11.72 [2] (0:11.72)	1:08.28	0:33.67		
2	7 HEADWALL Ryan Maloney	5	68.4 800m	0:10.66 1000m	1:08.47 [2] (0:13.72)	0:54.75 [4] (0:10.66)	0:44.09 [6] (0:10.69)	0:33.40 [6] (0:10.81)	0:22.59 [6] (0:10.80)	0:11.79 [3] (0:11.79)	1.13L	0:33.40	+4	
3	9 TRIBECA STAR James Orman	8	70.8 400m	0:10.48 400m	1:08.65 [3] (0:14.06)	0:54.59 [7] (0:10.77)	0:43.82 [7] (0:10.66)	0:33.16 [8] (0:10.86)	0:22.30 [8] (0:10.48)	0:11.82 [5] (0:11.82)	2.2L	0:33.16	+4	
4	12 EN POINTE Martin Harley	2	69.0 1000m	0:10.50 1000m	1:08.72 [4] (0:13.29)	0:55.43 [1] (0:10.50)	0:44.93 [1] (0:10.69)	0:34.24 [1] (0:10.88)	0:23.36 [1] (0:11.11)	0:12.25 [1] (0:12.25)	2.63L	0:34.24	+0	
5	5 SAFEWORK Noel Callow	14	69.4 800m	0:10.49 800m	1:08.75 [5] (0:14.41)	0:54.34 [8] (0:10.76)	0:43.58 [9] (0:10.49)	0:33.09 [9] (0:10.75)	0:22.34 [9] (0:10.72)	0:11.62 [8] (0:11.62)	2.76L	0:33.09	+1	
6	4 NORTHERN PRIDE Unassigned	3	69.0 1000m	0:10.56 1000m	1:08.97 [6] (0:13.74)	0:55.23 [5] (0:10.56)	0:44.67 [4] (0:10.62)	0:34.05 [5] (0:10.88)	0:23.17 [5] (0:11.14)	0:12.03 [7] (0:12.03)	4.1L	0:34.05	+1	
7	2 OVIDIUS Tahlia Fenlon	7	69.5 1000m	0:10.50 800m	1:09.08 [7] (0:13.82)	0:55.26 [6] (0:10.52)	0:44.74 [5] (0:10.50)	0:34.24 [4] (0:10.89)	0:23.35 [4] (0:11.10)	0:12.25 [6] (0:12.25)	4.71L	0:34.24	-2	
8	14 GODFATHER Angela Jones	13	71.6 1000m	0:10.53 1000m	1:09.09 [8] (0:13.32)	0:55.77 [2] (0:10.53)	0:45.24 [2] (0:10.81)	0:34.43 [3] (0:10.84)	0:23.59 [2] (0:11.24)	0:12.35 [4] (0:12.35)	4.78L	0:34.43	+2	
9	3 RALPHIE Andrew Mallyon	10	70.7 1000m	0:10.39 1000m	1:10.86 [9] (0:14.46)	0:56.40 [9] (0:10.39)	0:46.01 [8] (0:10.48)	0:35.53 [7] (0:10.87)	0:24.66 [7] (0:11.34)	0:13.32 [9] (0:13.32)	15.22L	0:35.53	+0	

Scratched: Release The Beans (#11), Briasa (#6), Emperor (#8), Stromboli (#10), Navas Two (#13)

[] Ranking at each section and finish
-:--:- No data available at this section
NA No data available

SCN Saddle cloth number
DNF Did not finish
DNT Did not track



Horse/Jockey Name	Bubba's Bay
Final Rank	1
Fastest Section Time (Section)	0:10.47 (1000m)
Top Speed [km/h] (Section)	69.5 (1000m)
Race State	Finished

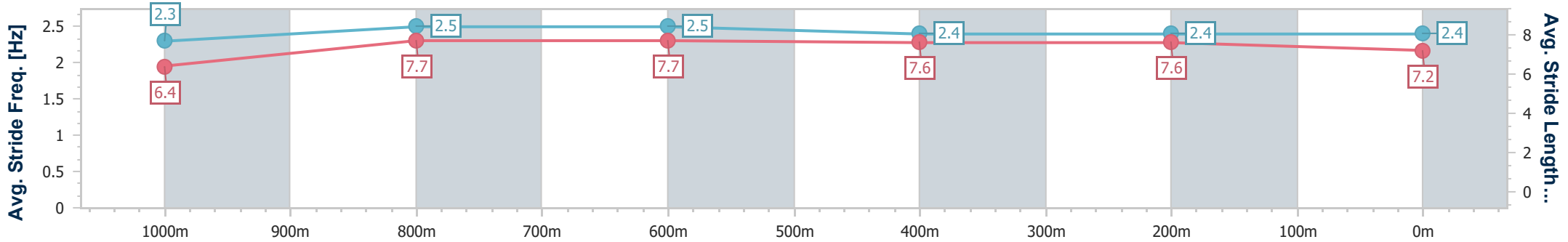
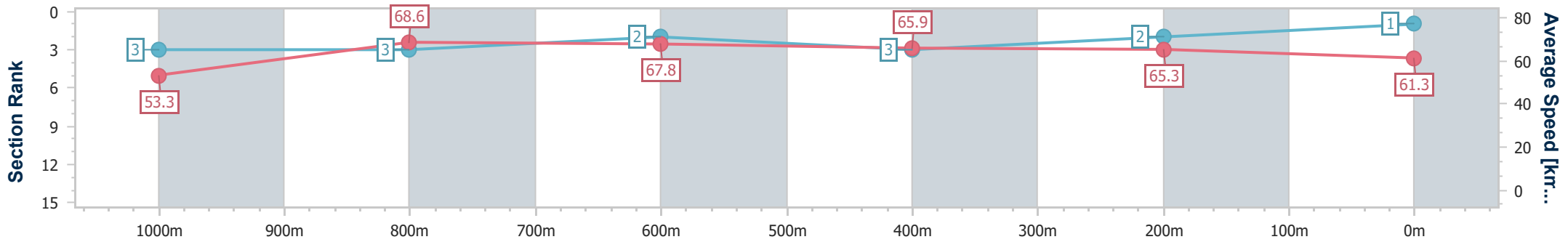


Doomben QLD Professional
Race 9: Gallopers Sports Club BM85 Handicap - 1200m
 05 October 2024 - 17:03
 Track Rating: Good 3, Weather: Fine, Rail Position: +4m Entire



BRISBANE
RACING CLUB

Section	Overall	1000m	800m	600m	400m	200m
Section Times	1:08.28 [1] (0:13.49)	0:54.79 [3] (0:10.47)	0:44.32 [3] (0:10.65)	0:33.67 [2] (0:10.93)	0:22.74 [3] (0:11.02)	0:11.72 [2] (0:11.72)
Average Speed [km/h]	53.3	68.6	67.8	65.9	65.3	61.3
Top Speed [km/h]	67.4	69.5	68.5	67.2	66.2	64.5
Avg. Dist. to Rail [m]	0.7	0.6	0.6	0.4	1.0	2.6
Avg. Stride Freq. [Hz]	2.3	2.5	2.5	2.4	2.4	2.4
Avg. Stride Length [m]	6.4	7.7	7.7	7.6	7.6	7.2



- [] Ranking at each section and finish
- .-.- No data available at this section
- NA No data available



Horse/Jockey Name	Headwall
Final Rank	2
Fastest Section Time (Section)	0:10.66 (1000m)
Top Speed [km/h] (Section)	68.4 (800m)
Race State	Finished

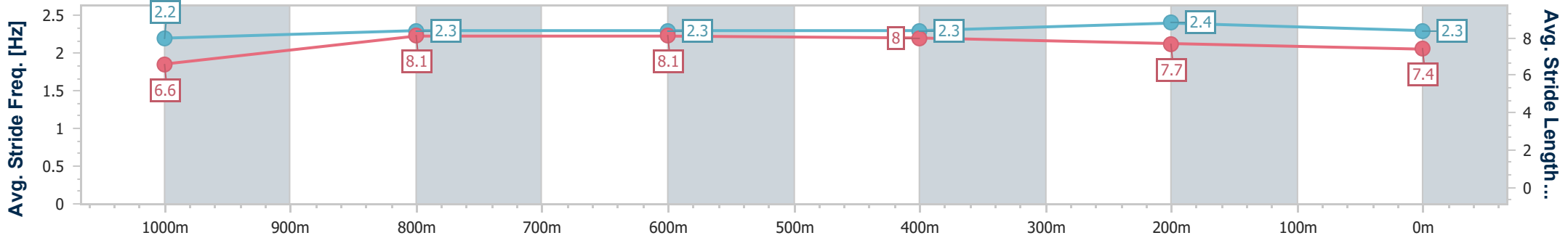
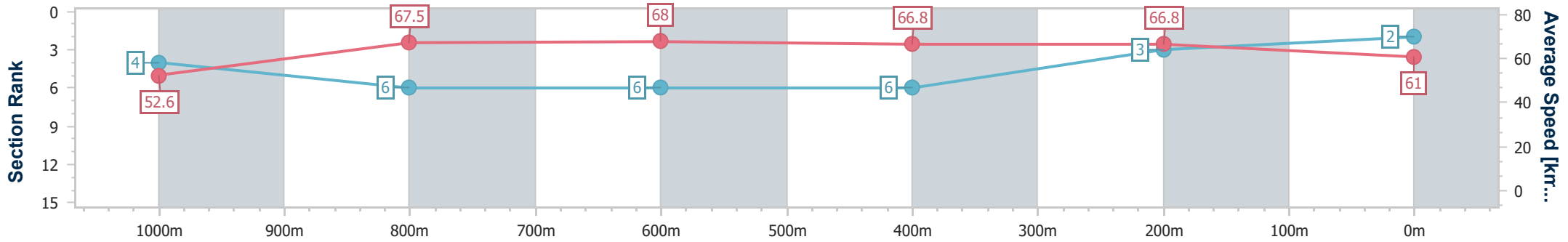


Doomben QLD Professional
Race 9: Gallopers Sports Club BM85 Handicap - 1200m
05 October 2024 - 17:03
Track Rating: Good 3, Weather: Fine, Rail Position: +4m Entire



BRISBANE
RACING CLUB

Section	Overall	1000m	800m	600m	400m	200m
Section Times	1:08.47 [2] (0:13.72)	0:54.75 [4] (0:10.66)	0:44.09 [6] (0:10.69)	0:33.40 [6] (0:10.81)	0:22.59 [6] (0:10.80)	0:11.79 [3] (0:11.79)
Average Speed [km/h]	52.6	67.5	68.0	66.8	66.8	61.0
Top Speed [km/h]	66.8	68.1	68.4	68.1	68.0	65.1
Avg. Dist. to Rail [m]	2.3	0.6	1.3	0.7	1.5	1.5
Avg. Stride Freq. [Hz]	2.2	2.3	2.3	2.3	2.4	2.3
Avg. Stride Length [m]	6.6	8.1	8.1	8.0	7.7	7.4



- [] Ranking at each section and finish
- .-.- No data available at this section
- NA No data available



Horse/Jockey Name	Tribeca Star
Final Rank	3
Fastest Section Time (Section)	0:10.48 (400m)
Top Speed [km/h] (Section)	70.8 (400m)
Race State	Finished



Doomben QLD Professional

Race 9: Gallopers Sports Club BM85 Handicap - 1200m

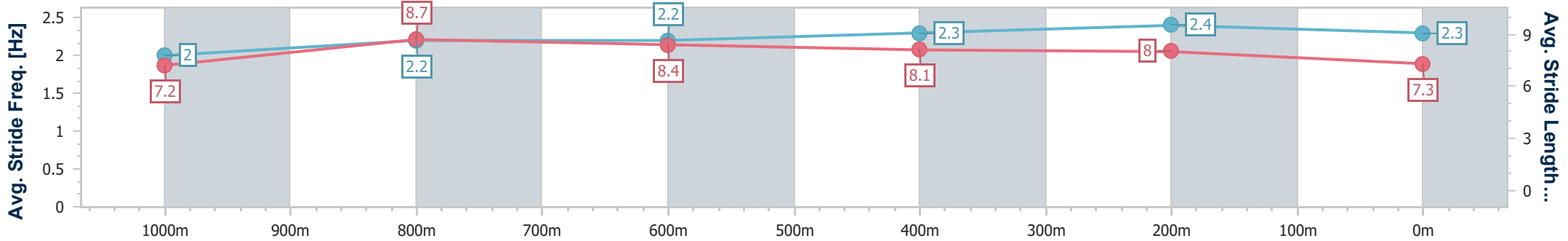
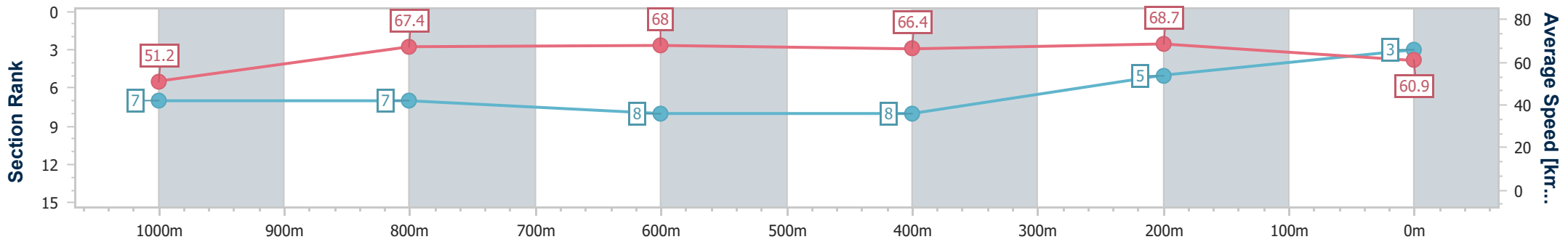
05 October 2024 - 17:03

Track Rating: Good 3, Weather: Fine, Rail Position: +4m Entire



BRISBANE RACING CLUB

Section	Overall	1000m	800m	600m	400m	200m
Section Times	1:08.65 [3] (0:14.06)	0:54.59 [7] (0:10.77)	0:43.82 [7] (0:10.66)	0:33.16 [8] (0:10.86)	0:22.30 [8] (0:10.48)	0:11.82 [5] (0:11.82)
Average Speed [km/h]	51.2	67.4	68.0	66.4	68.7	60.9
Top Speed [km/h]	67.4	68.8	69.0	68.4	70.8	67.1
Avg. Dist. to Rail [m]	3.7	2.2	1.5	0.3	1.1	2.1
Avg. Stride Freq. [Hz]	2.0	2.2	2.2	2.3	2.4	2.3
Avg. Stride Length [m]	7.2	8.7	8.4	8.1	8.0	7.3



- [] Ranking at each section and finish
- .-.- No data available at this section
- NA No data available



Horse/Jockey Name	En Pointe
Final Rank	4
Fastest Section Time (Section)	0:10.50 (1000m)
Top Speed [km/h] (Section)	69.0 (1000m)
Race State	Finished

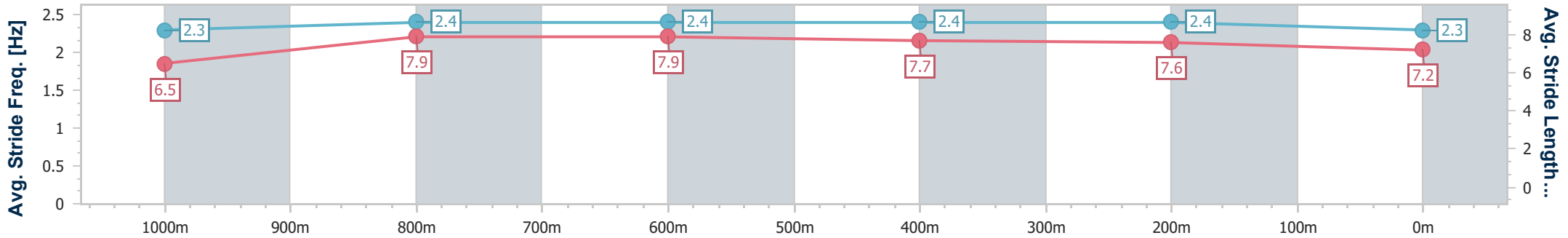
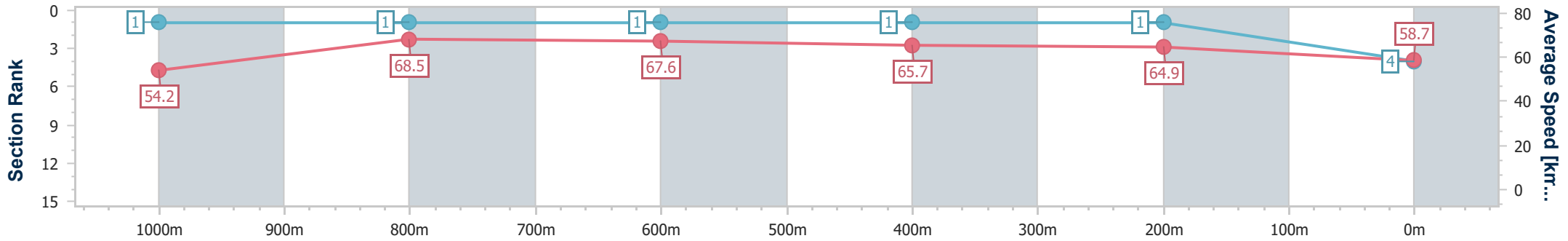


Doomben QLD Professional
Race 9: Gallopers Sports Club BM85 Handicap - 1200m
 05 October 2024 - 17:03
 Track Rating: Good 3, Weather: Fine, Rail Position: +4m Entire



BRISBANE
RACING CLUB

Section	Overall	1000m	800m	600m	400m	200m
Section Times	1:08.72 [4] (0:13.29)	0:55.43 [1] (0:10.50)	0:44.93 [1] (0:10.69)	0:34.24 [1] (0:10.88)	0:23.36 [1] (0:11.11)	0:12.25 [1] (0:12.25)
Average Speed [km/h]	54.2	68.5	67.6	65.7	64.9	58.7
Top Speed [km/h]	69.0	69.0	68.5	67.4	65.4	62.7
Avg. Dist. to Rail [m]	1.6	0.2	0.4	0.5	1.4	0.8
Avg. Stride Freq. [Hz]	2.3	2.4	2.4	2.4	2.4	2.3
Avg. Stride Length [m]	6.5	7.9	7.9	7.7	7.6	7.2



- [] Ranking at each section and finish
- .-.- No data available at this section
- NA No data available



Horse/Jockey Name	Safework
Final Rank	5
Fastest Section Time (Section)	0:10.49 (800m)
Top Speed [km/h] (Section)	69.4 (800m)
Race State	Finished

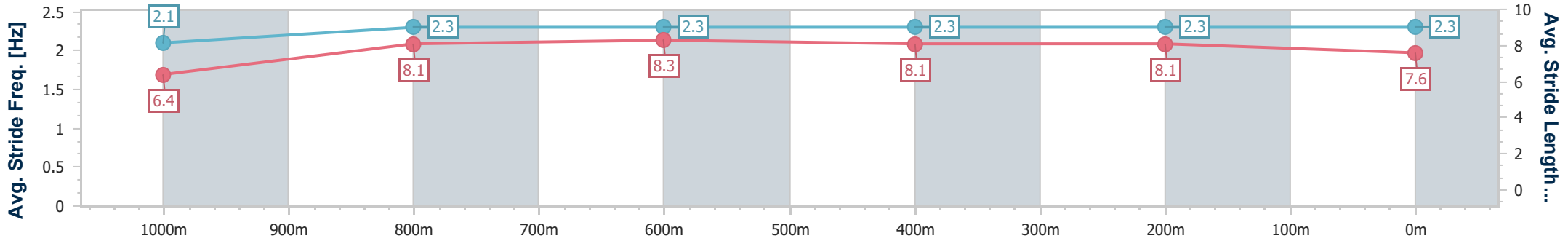
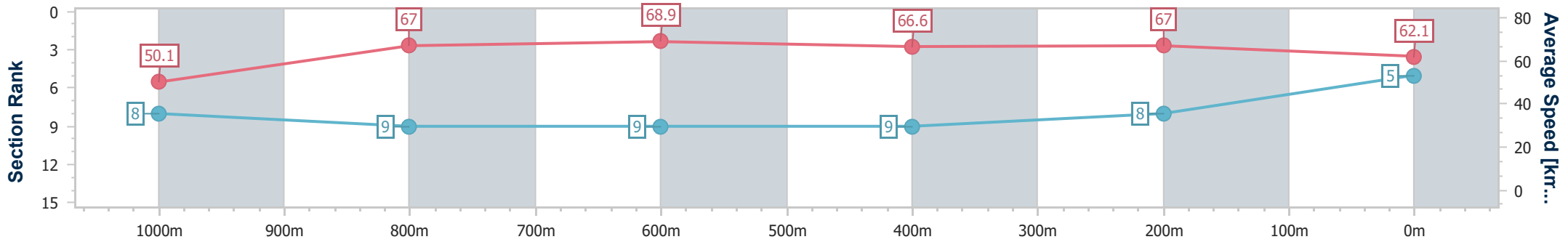


Doomben QLD Professional
Race 9: Gallopers Sports Club BM85 Handicap - 1200m
 05 October 2024 - 17:03
 Track Rating: Good 3, Weather: Fine, Rail Position: +4m Entire



BRISBANE
RACING CLUB

Section	Overall	1000m	800m	600m	400m	200m
Section Times	1:08.75 [5] (0:14.41)	0:54.34 [8] (0:10.76)	0:43.58 [9] (0:10.49)	0:33.09 [9] (0:10.75)	0:22.34 [9] (0:10.72)	0:11.62 [8] (0:11.62)
Average Speed [km/h]	50.1	67.0	68.9	66.6	67.0	62.1
Top Speed [km/h]	65.4	68.9	69.4	69.1	68.5	65.8
Avg. Dist. to Rail [m]	5.3	1.7	0.3	0.7	1.5	4.2
Avg. Stride Freq. [Hz]	2.1	2.3	2.3	2.3	2.3	2.3
Avg. Stride Length [m]	6.4	8.1	8.3	8.1	8.1	7.6



- [] Ranking at each section and finish
- .-.- No data available at this section
- NA No data available



Horse/Jockey Name	Northern Pride
Final Rank	6
Fastest Section Time (Section)	0:10.56 (1000m)
Top Speed [km/h] (Section)	69.0 (1000m)
Race State	Finished

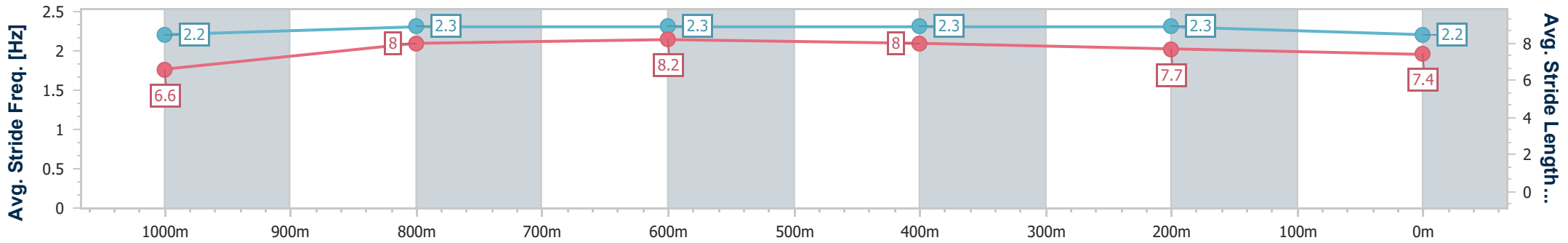
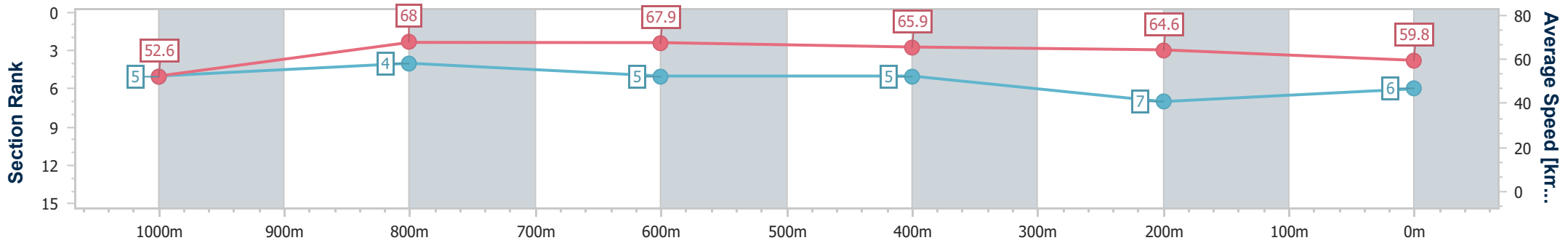


Doomben QLD Professional
Race 9: Gallopers Sports Club BM85 Handicap - 1200m
 05 October 2024 - 17:03
 Track Rating: Good 3, Weather: Fine, Rail Position: +4m Entire



BRISBANE
RACING CLUB

Section	Overall	1000m	800m	600m	400m	200m
Section Times	1:08.97 [6] (0:13.74)	0:55.23 [5] (0:10.56)	0:44.67 [4] (0:10.62)	0:34.05 [5] (0:10.88)	0:23.17 [5] (0:11.14)	0:12.03 [7] (0:12.03)
Average Speed [km/h]	52.6	68.0	67.9	65.9	64.6	59.8
Top Speed [km/h]	67.0	69.0	68.3	68.2	65.2	63.4
Avg. Dist. to Rail [m]	1.3	0.5	0.2	0.7	0.7	1.0
Avg. Stride Freq. [Hz]	2.2	2.3	2.3	2.3	2.3	2.2
Avg. Stride Length [m]	6.6	8.0	8.2	8.0	7.7	7.4



- [] Ranking at each section and finish
- .-.- No data available at this section
- NA No data available



Horse/Jockey Name	Ovidius
Final Rank	7
Fastest Section Time (Section)	0:10.50 (800m)
Top Speed [km/h] (Section)	69.5 (1000m)
Race State	Finished

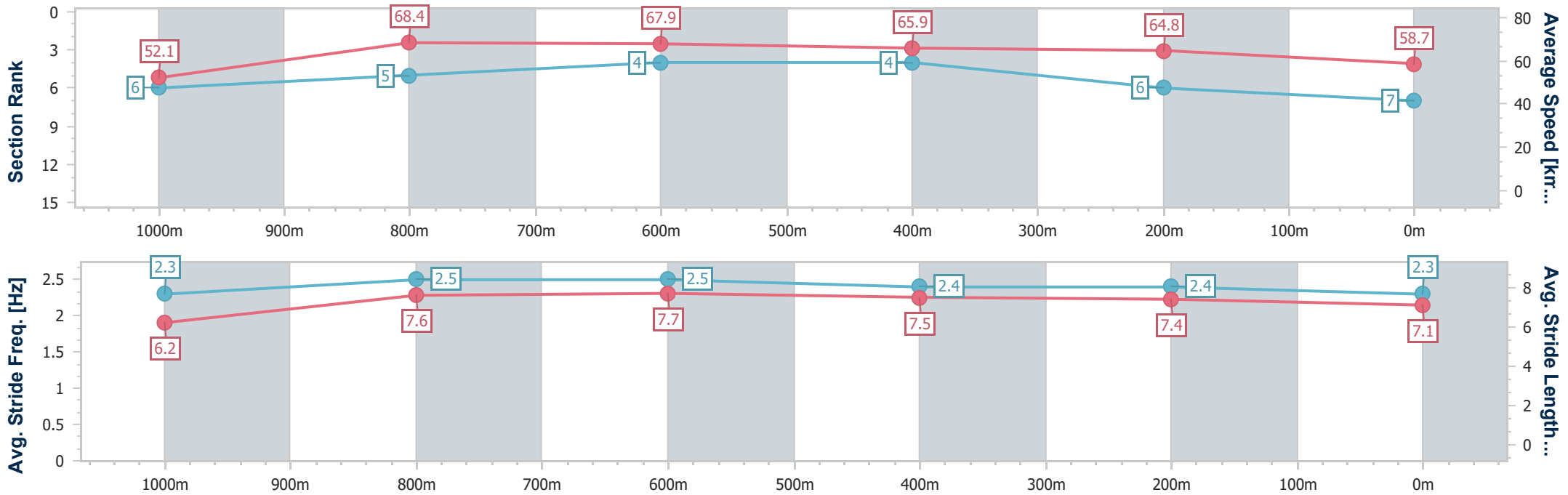


Doomben QLD Professional
Race 9: Gallopers Sports Club BM85 Handicap - 1200m
 05 October 2024 - 17:03
 Track Rating: Good 3, Weather: Fine, Rail Position: +4m Entire



BRISBANE
RACING CLUB

Section	Overall	1000m	800m	600m	400m	200m
Section Times	1:09.08 [7] (0:13.82)	0:55.26 [6] (0:10.52)	0:44.74 [5] (0:10.50)	0:34.24 [4] (0:10.89)	0:23.35 [4] (0:11.10)	0:12.25 [6] (0:12.25)
Average Speed [km/h]	52.1	68.4	67.9	65.9	64.8	58.7
Top Speed [km/h]	67.7	69.5	68.3	67.2	65.7	62.4
Avg. Dist. to Rail [m]	3.9	1.8	1.7	1.0	0.4	1.4
Avg. Stride Freq. [Hz]	2.3	2.5	2.5	2.4	2.4	2.3
Avg. Stride Length [m]	6.2	7.6	7.7	7.5	7.4	7.1



- [] Ranking at each section and finish
- .-.- No data available at this section
- NA No data available



Horse/Jockey Name	Godfather
Final Rank	8
Fastest Section Time (Section)	0:10.53 (1000m)
Top Speed [km/h] (Section)	71.6 (1000m)
Race State	Finished

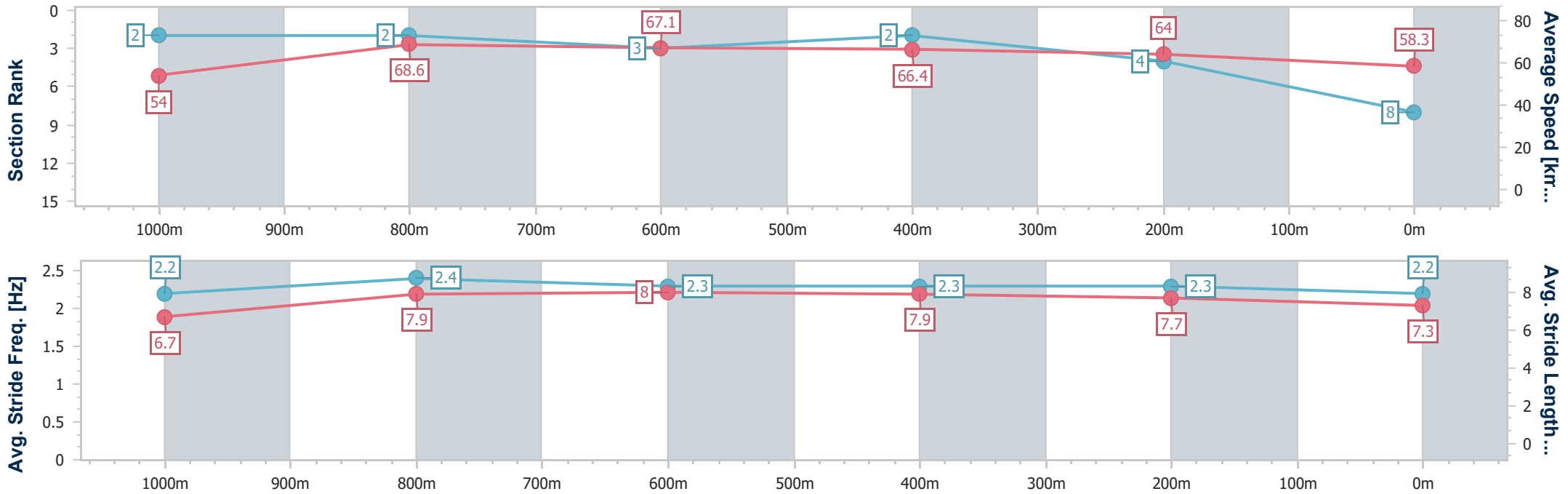


Doomben QLD Professional
Race 9: Gallopers Sports Club BM85 Handicap - 1200m
 05 October 2024 - 17:03
 Track Rating: Good 3, Weather: Fine, Rail Position: +4m Entire



BRISBANE
RACING CLUB

Section	Overall	1000m	800m	600m	400m	200m
Section Times	1:09.09 [8] (0:13.32)	0:55.77 [2] (0:10.53)	0:45.24 [2] (0:10.81)	0:34.43 [3] (0:10.84)	0:23.59 [2] (0:11.24)	0:12.35 [4] (0:12.35)
Average Speed [km/h]	54.0	68.6	67.1	66.4	64.0	58.3
Top Speed [km/h]	68.3	71.6	67.7	67.0	65.5	62.4
Avg. Dist. to Rail [m]	4.9	1.5	1.2	0.6	2.0	2.6
Avg. Stride Freq. [Hz]	2.2	2.4	2.3	2.3	2.3	2.2
Avg. Stride Length [m]	6.7	7.9	8.0	7.9	7.7	7.3



- [] Ranking at each section and finish
- .-.- No data available at this section
- NA No data available



Horse/Jockey Name	Ralpie
Final Rank	9
Fastest Section Time (Section)	0:10.39 (1000m)
Top Speed [km/h] (Section)	70.7 (1000m)
Race State	Finished



Doomben QLD Professional

Race 9: Gallopers Sports Club BM85 Handicap - 1200m

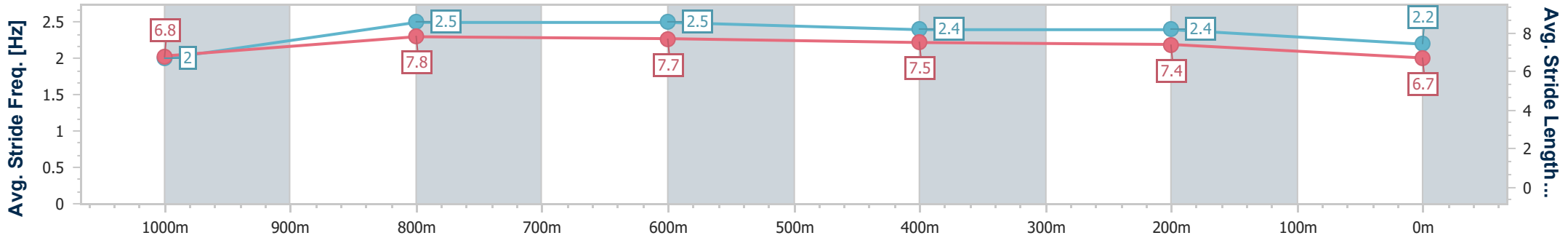
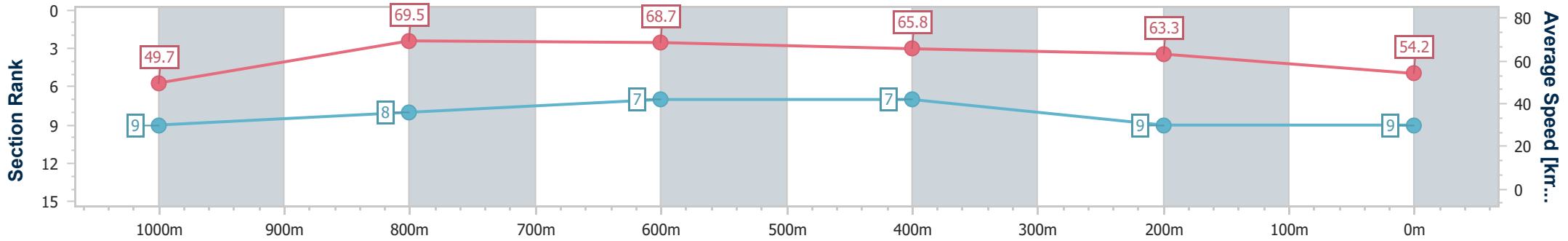
05 October 2024 - 17:03

Track Rating: Good 3, Weather: Fine, Rail Position: +4m Entire



BRISBANE RACING CLUB

Section	Overall	1000m	800m	600m	400m	200m
Section Times	1:10.86 [9] (0:14.46)	0:56.40 [9] (0:10.39)	0:46.01 [8] (0:10.48)	0:35.53 [7] (0:10.87)	0:24.66 [7] (0:11.34)	0:13.32 [9] (0:13.32)
Average Speed [km/h]	49.7	69.5	68.7	65.8	63.3	54.2
Top Speed [km/h]	70.0	70.7	69.8	67.6	64.7	60.4
Avg. Dist. to Rail [m]	3.7	0.8	0.4	0.9	0.7	0.7
Avg. Stride Freq. [Hz]	2.0	2.5	2.5	2.4	2.4	2.2
Avg. Stride Length [m]	6.8	7.8	7.7	7.5	7.4	6.7



- [] Ranking at each section and finish
- .-.- No data available at this section
- NA No data available