



**Doomben QLD Professional**  
**Race 6: RQ Supports Racing Industry Safety Fillies and Mares BM78**  
**Handicap - 1350m**  
**05 October 2024 - 15:08**



Track Rating: Good 4, Weather: Fine, Rail Position: +4m Entire

Section												Last 600m	
Field Times												0:33.55	
	Overall	1200m	1000m	800m	600m	400m							
	1:18.29 (0:10.80)	1:07.49 (0:11.12)	0:56.37 (0:11.47)	0:44.90 (0:11.35)	0:33.55 (0:11.14)	0:22.41 (0:10.94)							
Rank	TAB	Horse/Jockey	Barrier	Top Speed [km/h]	Fastest Section							Distance Travelled [m]	
1	3	COUNTYOURBLESSINGS Cody Collis	4	69.1 400m	0:10.60 400m	1:18.29 [1] (0:11.41)	1:06.88 [7] (0:11.04)	0:55.84 [5] (0:11.56)	0:44.28 [5] (0:11.49)	0:32.79 [6] (0:10.96)	0:21.83 [5] (0:10.60)	0:32.79	
2	10	AERIAL DANCER Andrew Mallyon	5	67.2 400m	0:10.90 400m	1:18.66 [2] (0:11.01)	1:07.65 [2] (0:11.11)	0:56.54 [2] (0:11.52)	0:45.02 [2] (0:11.37)	0:33.65 [2] (0:11.09)	0:22.56 [2] (0:10.90)	0:33.65	-1
3	6	MY PINS Tahlia Fenlon	9	67.2 1200m	0:10.80 Overall	1:18.69 [3] (0:10.80)	1:07.89 [1] (0:11.12)	0:56.77 [1] (0:11.47)	0:45.30 [1] (0:11.35)	0:33.95 [1] (0:11.14)	0:22.81 [1] (0:10.94)	0:33.95	-1
4	4	CRAZY TRAIN Ryan Maloney	6	67.5 400m	0:10.92 400m	1:18.89 [4] (0:11.09)	1:07.80 [3] (0:11.16)	0:56.64 [3] (0:11.54)	0:45.10 [4] (0:11.39)	0:33.71 [4] (0:11.13)	0:22.58 [4] (0:10.92)	0:33.71	+2
5	8	MOSZUR Noel Callow	1	67.1 400m	0:10.86 400m	1:18.90 [5] (0:11.74)	1:07.16 [9] (0:11.08)	0:56.08 [9] (0:11.46)	0:44.62 [8] (0:11.46)	0:33.16 [7] (0:10.92)	0:22.24 [7] (0:10.86)	0:33.16	-3
6	2	CENTRESTONE James Orman	8	68.9 400m	0:10.72 400m	1:18.98 [6] (0:11.49)	1:07.49 [8] (0:11.21)	0:56.28 [8] (0:11.61)	0:44.67 [9] (0:11.49)	0:33.18 [9] (0:10.92)	0:22.26 [8] (0:10.72)	0:33.18	+6
7	1	TOJAKI Kyle Wilson-Taylor	2	66.3 1200m	0:11.10 Overall	1:19.77 [7] (0:11.10)	1:08.67 [4] (0:11.15)	0:57.52 [4] (0:11.49)	0:46.03 [3] (0:11.39)	0:34.64 [3] (0:11.16)	0:23.48 [3] (0:11.13)	0:34.64	-2
8	9	LAYDOWNLILY Nikita Beriman	7	67.5 600m	0:11.02 600m	1:19.86 [8] (0:11.36)	1:08.50 [6] (0:11.24)	0:57.26 [7] (0:11.63)	0:45.63 [7] (0:11.52)	0:34.11 [8] (0:11.02)	0:23.09 [9] (0:11.16)	0:34.11	+5
9	5	OUTLAWED Martin Harley	3	66.8 600m	0:11.02 600m	1:20.48 [9] (0:11.24)	1:09.24 [5] (0:11.24)	0:58.00 [6] (0:11.63)	0:46.37 [6] (0:11.36)	0:35.01 [5] (0:11.02)	0:23.99 [6] (0:11.17)	0:35.01	+3

Scratched: Lady Wardell (#7)

[ ] Ranking at each section and finish  
 -:-:- No data available at this section  
 NA No data available

SCN Saddle cloth number  
 DNF Did not finish  
 DNT Did not track



**Doomben QLD Professional**  
**Race 6: RQ Supports Racing Industry Safety Fillies and Mares BM78**  
**Handicap - 1350m**  
**05 October 2024 - 15:08**



Track Rating: Good 4, Weather: Fine, Rail Position: +4m Entire

Section				200m				Last 600m	
Field Times				0:11.47		(0:11.47)		0:33.55	
Rank	TAB Horse/Jockey	Barrier	Top Speed [km/h]	Fastest Section	Margin				Distance Travelled [m]
1	3 <b>COUNTYOURBLESSINGS</b> Cody Collis	4	69.1 400m	0:10.60 400m	0:11.23 [3] (0:11.23)	1:18.29		0:32.79	
2	10 <b>AERIAL DANCER</b> Andrew Mallyon	5	67.2 400m	0:10.90 400m	0:11.66 [2] (0:11.66)	2.2L		0:33.65	-1
3	6 <b>MY PINS</b> Tahlia Fenlon	9	67.2 1200m	0:10.80 Overall	0:11.87 [1] (0:11.87)	2.39L		0:33.95	-1
4	4 <b>CRAZY TRAIN</b> Ryan Maloney	6	67.5 400m	0:10.92 400m	0:11.66 [4] (0:11.66)	3.56L		0:33.71	+2
5	8 <b>MOSZUR</b> Noel Callow	1	67.1 400m	0:10.86 400m	0:11.38 [7] (0:11.38)	3.63L		0:33.16	-3
6	2 <b>CENTRESTONE</b> James Orman	8	68.9 400m	0:10.72 400m	0:11.54 [6] (0:11.54)	4.11L		0:33.18	+6
7	1 <b>TOJAKI</b> Kyle Wilson-Taylor	2	66.3 1200m	0:11.10 Overall	0:12.35 [5] (0:12.35)	8.74L		0:34.64	-2
8	9 <b>LAYDOWNLILY</b> Nikita Beriman	7	67.5 600m	0:11.02 600m	0:11.93 [9] (0:11.93)	9.26L		0:34.11	+5
9	5 <b>OUTLAWED</b> Martin Harley	3	66.8 600m	0:11.02 600m	0:12.82 [8] (0:12.82)	12.91L		0:35.01	+3

Scratched: Lady Wardell (#7)



Horse/Jockey Name	Countyourblessings
Final Rank	1
Fastest Section Time (Section)	0:10.60 (400m)
Top Speed [km/h] (Section)	69.1 (400m)
Race State	Finished



**Doomben QLD Professional**  
**Race 6: RQ Supports Racing Industry Safety Fillies and Mares**  
**BM78 Handicap - 1350m**

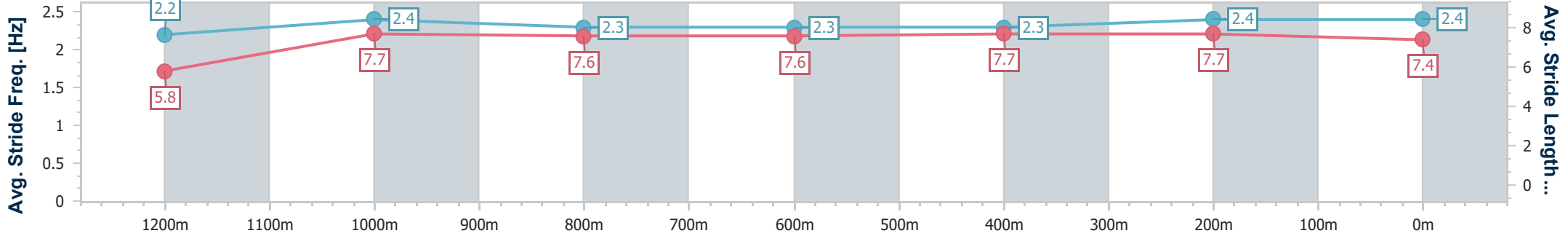
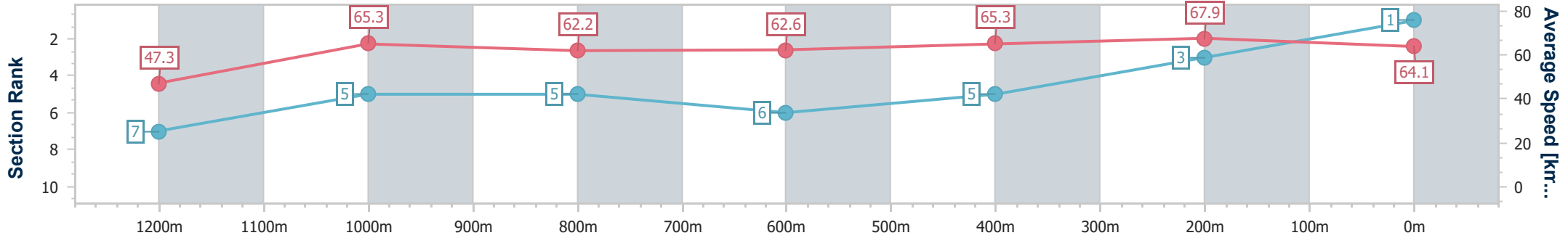


BRISBANE  
RACING CLUB

05 October 2024 - 15:08

Track Rating: Good 4, Weather: Fine, Rail Position: +4m Entire

Section	Overall	1200m	1000m	800m	600m	400m	200m
Section Times	1:18.29 [1] (0:11.41)	1:06.88 [7] (0:11.04)	0:55.84 [5] (0:11.56)	0:44.28 [5] (0:11.49)	0:32.79 [6] (0:10.96)	0:21.83 [5] (0:10.60)	0:11.23 [3] (0:11.23)
Average Speed [km/h]	47.3	65.3	62.2	62.6	65.3	67.9	64.1
Top Speed [km/h]	65.0	66.5	62.7	65.2	66.4	69.1	67.8
Avg. Dist. to Rail [m]	3.9	0.4	0.4	0.5	1.0	1.2	1.9
Avg. Stride Freq. [Hz]	2.2	2.4	2.3	2.3	2.3	2.4	2.4
Avg. Stride Length [m]	5.8	7.7	7.6	7.6	7.7	7.7	7.4



- [ ] Ranking at each section and finish
- .-.- No data available at this section
- NA No data available



Horse/Jockey Name	Aerial Dancer
Final Rank	2
Fastest Section Time (Section)	0:10.90 (400m)
Top Speed [km/h] (Section)	67.2 (400m)
Race State	Finished

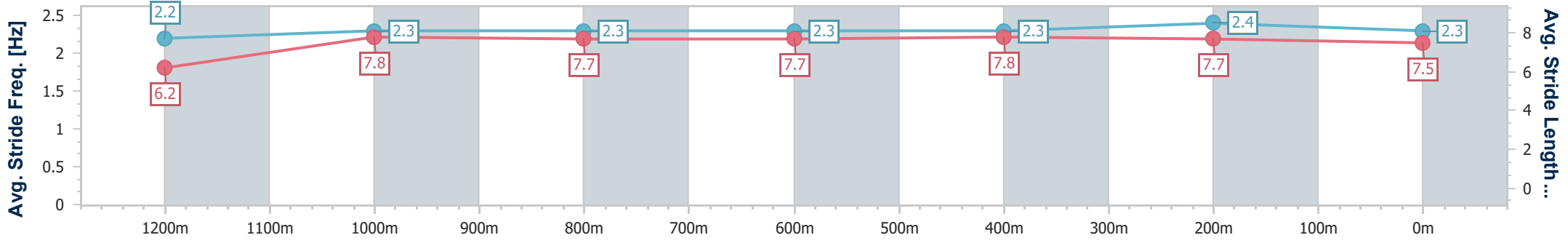
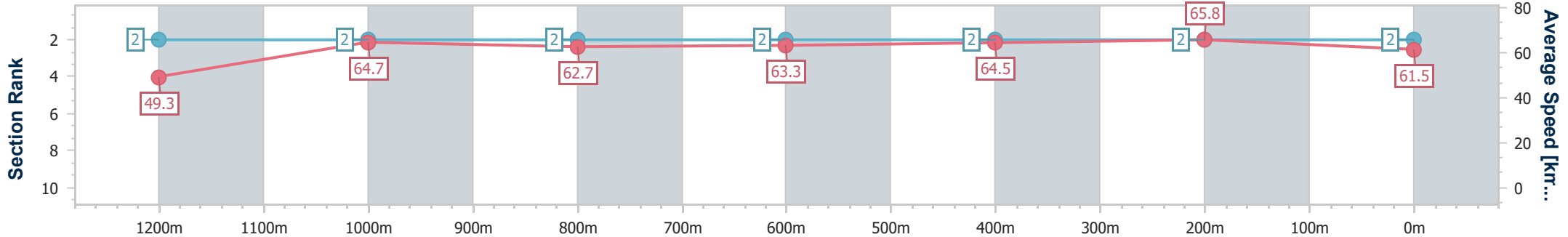


**Doomben QLD Professional**  
 Race 6: RQ Supports Racing Industry Safety Fillies and Mares  
 BM78 Handicap - 1350m  
 05 October 2024 - 15:08  
 Track Rating: Good 4, Weather: Fine, Rail Position: +4m Entire



BRISBANE  
RACING CLUB

Section	Overall	1200m	1000m	800m	600m	400m	200m
Section Times	1:18.66 [2] (0:11.01)	1:07.65 [2] (0:11.11)	0:56.54 [2] (0:11.52)	0:45.02 [2] (0:11.37)	0:33.65 [2] (0:11.09)	0:22.56 [2] (0:10.90)	0:11.66 [2] (0:11.66)
Average Speed [km/h]	49.3	64.7	62.7	63.3	64.5	65.8	61.5
Top Speed [km/h]	65.0	67.1	63.7	64.8	65.7	67.2	64.9
Avg. Dist. to Rail [m]	4.8	1.7	1.5	0.2	1.3	1.1	1.2
Avg. Stride Freq. [Hz]	2.2	2.3	2.3	2.3	2.3	2.4	2.3
Avg. Stride Length [m]	6.2	7.8	7.7	7.7	7.8	7.7	7.5



- [ ] Ranking at each section and finish
- .-.- No data available at this section
- NA No data available



Horse/Jockey Name	My Pins
Final Rank	3
Fastest Section Time (Section)	0:10.80 (Overall)
Top Speed [km/h] (Section)	67.2 (1200m)
Race State	Finished

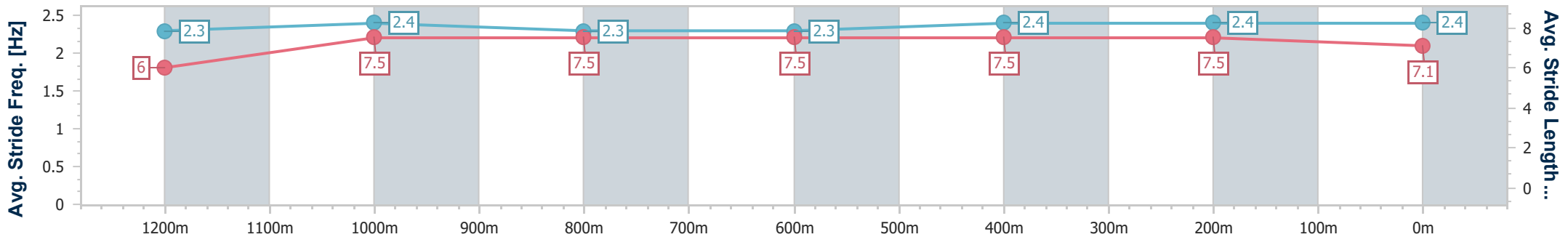
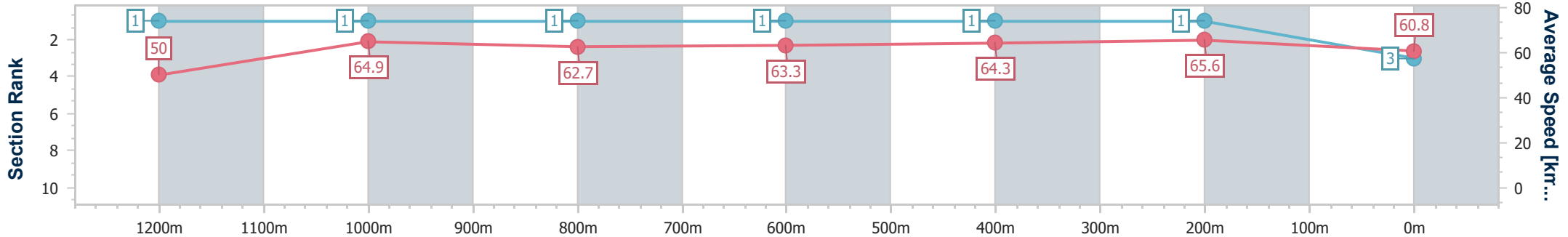


**Doomben QLD Professional**  
**Race 6: RQ Supports Racing Industry Safety Fillies and Mares**  
**BM78 Handicap - 1350m**  
 05 October 2024 - 15:08  
 Track Rating: Good 4, Weather: Fine, Rail Position: +4m Entire



BRISBANE  
RACING CLUB

Section	Overall	1200m	1000m	800m	600m	400m	200m
Section Times	1:18.69 [3] (0:10.80)	1:07.89 [1] (0:11.12)	0:56.77 [1] (0:11.47)	0:45.30 [1] (0:11.35)	0:33.95 [1] (0:11.14)	0:22.81 [1] (0:10.94)	0:11.87 [1] (0:11.87)
Average Speed [km/h]	50.0	64.9	62.7	63.3	64.3	65.6	60.8
Top Speed [km/h]	66.9	67.2	64.6	63.9	65.3	65.9	64.4
Avg. Dist. to Rail [m]	7.0	0.7	0.3	0.2	1.2	1.4	0.8
Avg. Stride Freq. [Hz]	2.3	2.4	2.3	2.3	2.4	2.4	2.4
Avg. Stride Length [m]	6.0	7.5	7.5	7.5	7.5	7.5	7.1



- [ ] Ranking at each section and finish
- .-.- No data available at this section
- NA No data available



Horse/Jockey Name	Crazy Train
Final Rank	4
Fastest Section Time (Section)	0:10.92 (400m)
Top Speed [km/h] (Section)	67.5 (400m)
Race State	Finished

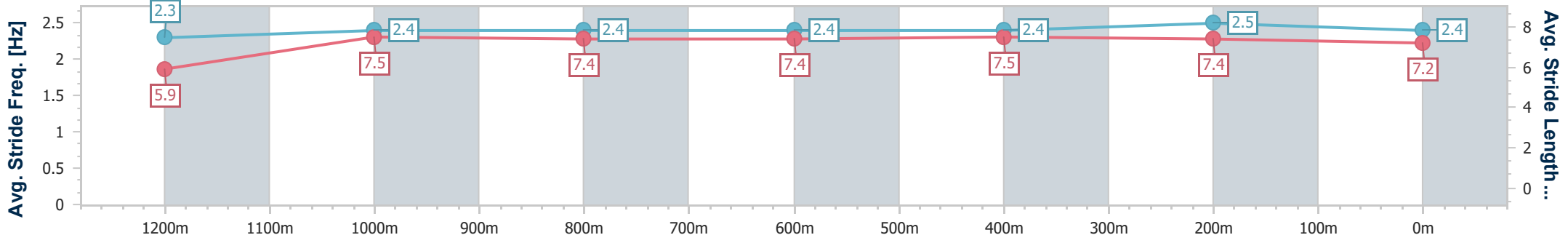
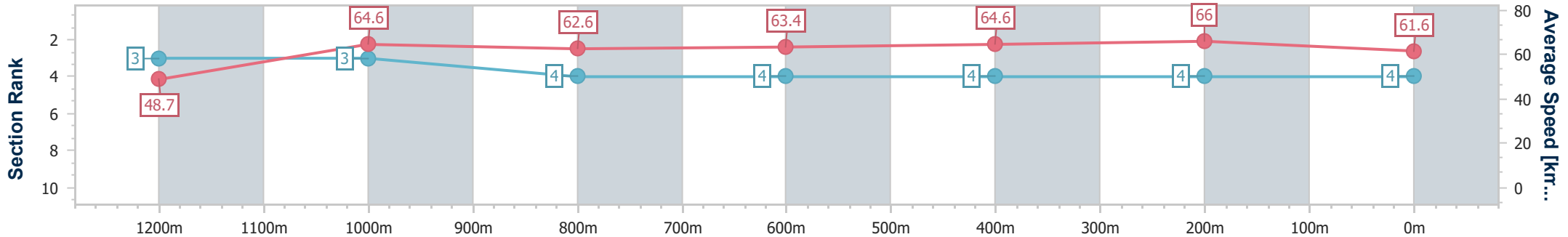


**Doomben QLD Professional**  
 Race 6: RQ Supports Racing Industry Safety Fillies and Mares  
 BM78 Handicap - 1350m  
 05 October 2024 - 15:08  
 Track Rating: Good 4, Weather: Fine, Rail Position: +4m Entire



BRISBANE  
RACING CLUB

Section	Overall	1200m	1000m	800m	600m	400m	200m
Section Times	1:18.89 [4] (0:11.09)	1:07.80 [3] (0:11.16)	0:56.64 [3] (0:11.54)	0:45.10 [4] (0:11.39)	0:33.71 [4] (0:11.13)	0:22.58 [4] (0:10.92)	0:11.66 [4] (0:11.66)
Average Speed [km/h]	48.7	64.6	62.6	63.4	64.6	66.0	61.6
Top Speed [km/h]	63.6	65.5	64.2	65.5	65.4	67.5	64.8
Avg. Dist. to Rail [m]	6.2	2.4	1.7	0.9	0.5	0.6	2.1
Avg. Stride Freq. [Hz]	2.3	2.4	2.4	2.4	2.4	2.5	2.4
Avg. Stride Length [m]	5.9	7.5	7.4	7.4	7.5	7.4	7.2



- [ ] Ranking at each section and finish
- .-.- No data available at this section
- NA No data available



Horse/Jockey Name	Moszur
Final Rank	5
Fastest Section Time (Section)	0:10.86 (400m)
Top Speed [km/h] (Section)	67.1 (400m)
Race State	Finished

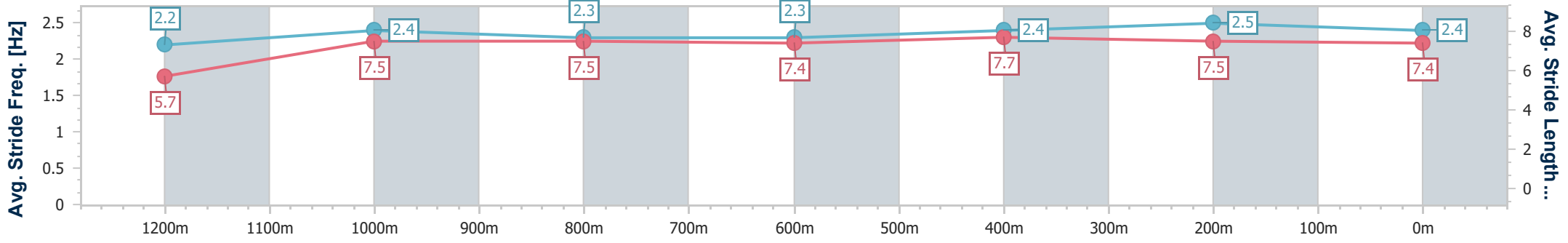
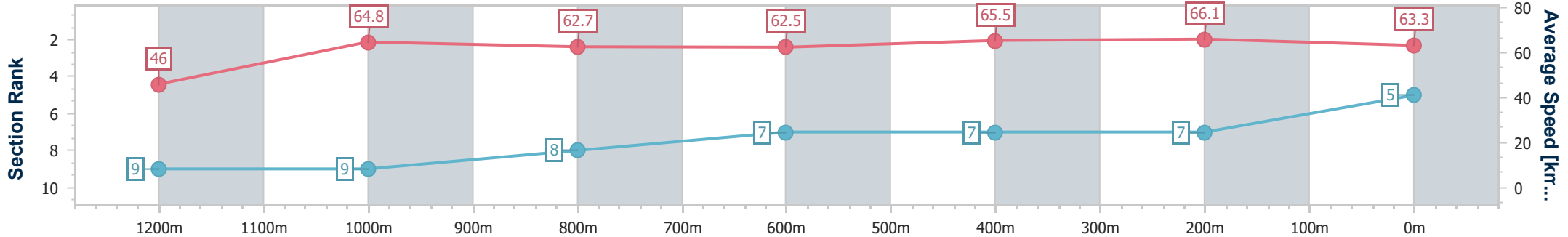


**Doomben QLD Professional**  
 Race 6: RQ Supports Racing Industry Safety Fillies and Mares  
 BM78 Handicap - 1350m  
 05 October 2024 - 15:08  
 Track Rating: Good 4, Weather: Fine, Rail Position: +4m Entire



BRISBANE  
RACING CLUB

Section	Overall	1200m	1000m	800m	600m	400m	200m
Section Times	1:18.90 [5] (0:11.74)	1:07.16 [9] (0:11.08)	0:56.08 [9] (0:11.46)	0:44.62 [8] (0:11.46)	0:33.16 [7] (0:10.92)	0:22.24 [7] (0:10.86)	0:11.38 [7] (0:11.38)
Average Speed [km/h]	46.0	64.8	62.7	62.5	65.5	66.1	63.3
Top Speed [km/h]	63.6	65.9	64.9	66.0	66.2	67.1	65.9
Avg. Dist. to Rail [m]	0.9	0.7	0.3	1.0	1.4	1.3	1.1
Avg. Stride Freq. [Hz]	2.2	2.4	2.3	2.3	2.4	2.5	2.4
Avg. Stride Length [m]	5.7	7.5	7.5	7.4	7.7	7.5	7.4



- [ ] Ranking at each section and finish
- .-.- No data available at this section
- NA No data available



Horse/Jockey Name	Centrestone
Final Rank	6
Fastest Section Time (Section)	0:10.72 (400m)
Top Speed [km/h] (Section)	68.9 (400m)
Race State	Finished

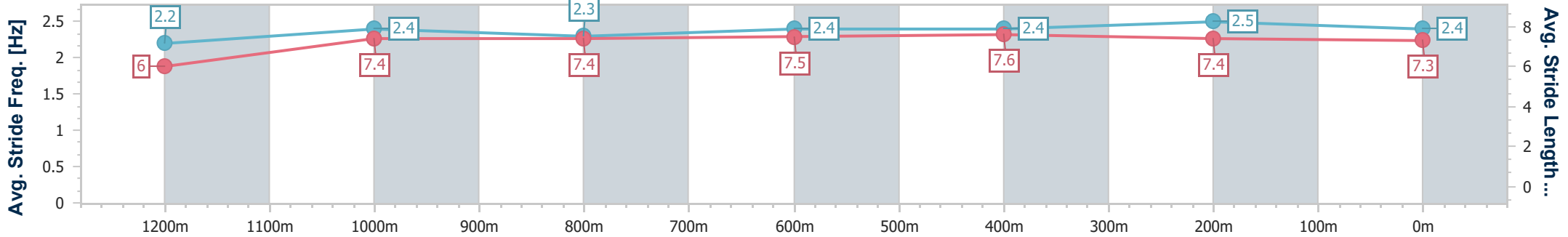
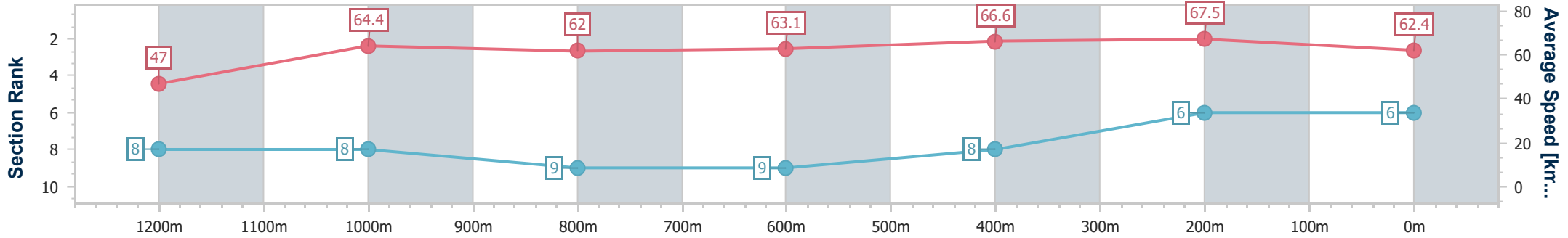


**Doomben QLD Professional**  
**Race 6: RQ Supports Racing Industry Safety Fillies and Mares**  
**BM78 Handicap - 1350m**  
**05 October 2024 - 15:08**  
**Track Rating: Good 4, Weather: Fine, Rail Position: +4m Entire**



**BRISBANE**  
RACING CLUB

Section	Overall	1200m	1000m	800m	600m	400m	200m
Section Times	1:18.98 [6] (0:11.49)	1:07.49 [8] (0:11.21)	0:56.28 [8] (0:11.61)	0:44.67 [9] (0:11.49)	0:33.18 [9] (0:10.92)	0:22.26 [8] (0:10.72)	0:11.54 [6] (0:11.54)
Average Speed [km/h]	47.0	64.4	62.0	63.1	66.6	67.5	62.4
Top Speed [km/h]	64.1	66.3	62.7	66.8	67.2	68.9	66.4
Avg. Dist. to Rail [m]	6.1	0.9	0.8	1.2	1.5	4.5	6.4
Avg. Stride Freq. [Hz]	2.2	2.4	2.3	2.4	2.4	2.5	2.4
Avg. Stride Length [m]	6.0	7.4	7.4	7.5	7.6	7.4	7.3



- [ ] Ranking at each section and finish
- .-.- No data available at this section
- NA No data available





Horse/Jockey Name	Tojaki
Final Rank	7
Fastest Section Time (Section)	0:11.10 (Overall)
Top Speed [km/h] (Section)	66.3 (1200m)
Race State	Finished

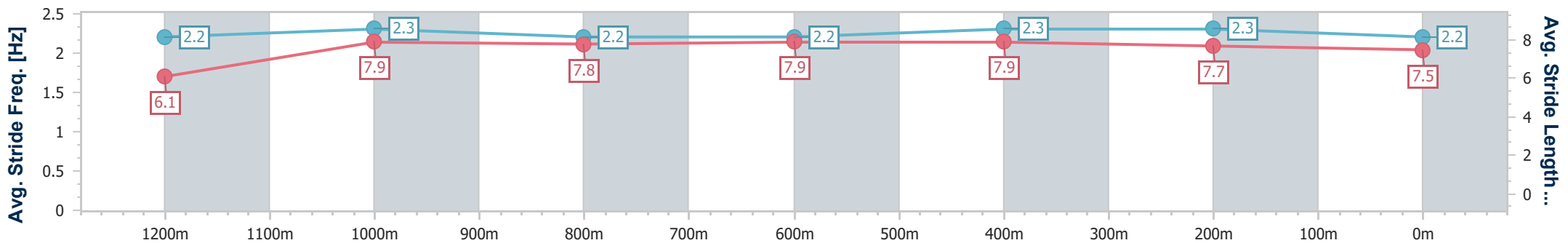
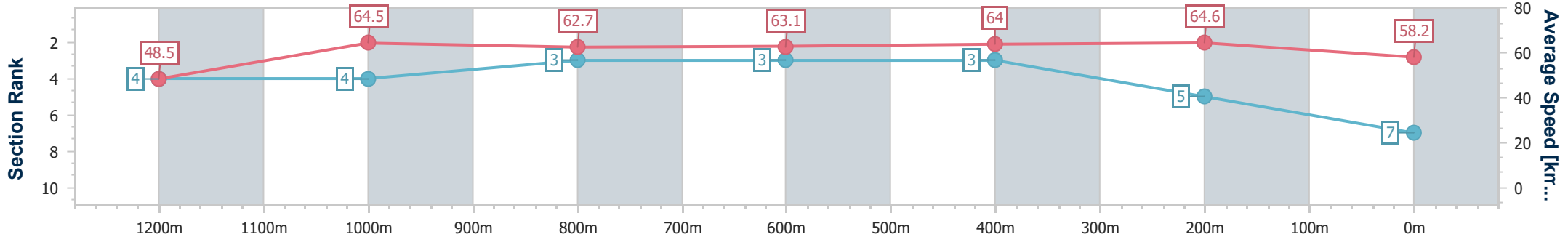


**Doomben QLD Professional**  
**Race 6: RQ Supports Racing Industry Safety Fillies and Mares**  
**BM78 Handicap - 1350m**  
 05 October 2024 - 15:08  
 Track Rating: Good 4, Weather: Fine, Rail Position: +4m Entire



BRISBANE  
RACING CLUB

Section	Overall	1200m	1000m	800m	600m	400m	200m
Section Times	1:19.77 [7] (0:11.10)	1:08.67 [4] (0:11.15)	0:57.52 [4] (0:11.49)	0:46.03 [3] (0:11.39)	0:34.64 [3] (0:11.16)	0:23.48 [3] (0:11.13)	0:12.35 [5] (0:12.35)
Average Speed [km/h]	48.5	64.5	62.7	63.1	64.0	64.6	58.2
Top Speed [km/h]	66.2	66.3	63.7	65.3	65.6	65.4	62.8
Avg. Dist. to Rail [m]	1.8	0.3	0.2	0.5	1.1	0.8	0.7
Avg. Stride Freq. [Hz]	2.2	2.3	2.2	2.2	2.3	2.3	2.2
Avg. Stride Length [m]	6.1	7.9	7.8	7.9	7.9	7.7	7.5



- [ ] Ranking at each section and finish
- .-.- No data available at this section
- NA No data available



Horse/Jockey Name	Laydownlily
Final Rank	8
Fastest Section Time (Section)	0:11.02 (600m)
Top Speed [km/h] (Section)	67.5 (600m)
Race State	Finished

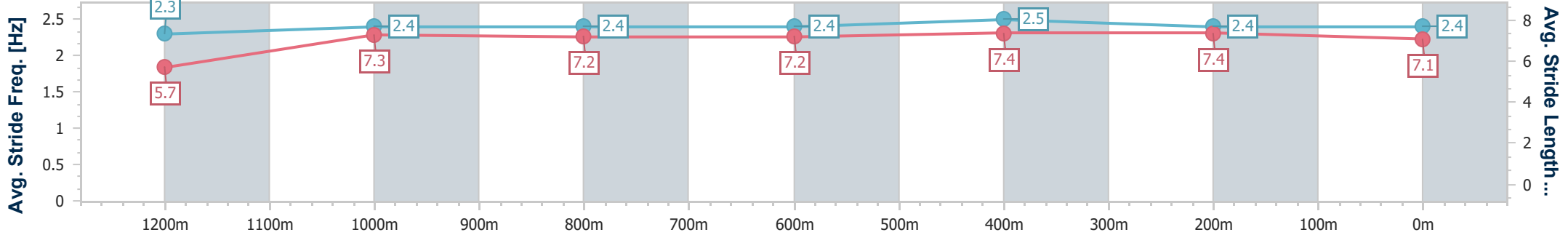
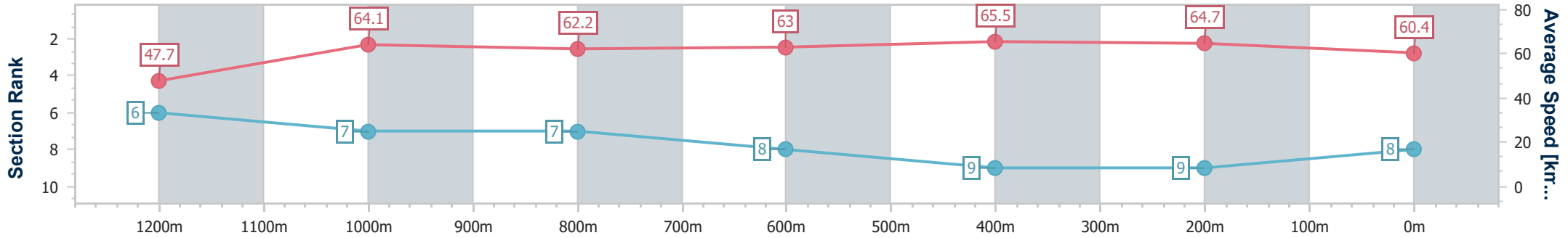


**Doomben QLD Professional**  
 Race 6: RQ Supports Racing Industry Safety Fillies and Mares  
 BM78 Handicap - 1350m  
 05 October 2024 - 15:08  
 Track Rating: Good 4, Weather: Fine, Rail Position: +4m Entire



BRISBANE  
RACING CLUB

Section	Overall	1200m	1000m	800m	600m	400m	200m
Section Times	1:19.86 [8] (0:11.36)	1:08.50 [6] (0:11.24)	0:57.26 [7] (0:11.63)	0:45.63 [7] (0:11.52)	0:34.11 [8] (0:11.02)	0:23.09 [9] (0:11.16)	0:11.93 [9] (0:11.93)
Average Speed [km/h]	47.7	64.1	62.2	63.0	65.5	64.7	60.4
Top Speed [km/h]	62.5	65.7	63.3	66.3	67.5	65.8	64.3
Avg. Dist. to Rail [m]	6.0	1.8	1.8	1.4	1.2	1.7	1.0
Avg. Stride Freq. [Hz]	2.3	2.4	2.4	2.4	2.5	2.4	2.4
Avg. Stride Length [m]	5.7	7.3	7.2	7.2	7.4	7.4	7.1



- [ ] Ranking at each section and finish
- .-.- No data available at this section
- NA No data available



Horse/Jockey Name	Outlawed
Final Rank	9
Fastest Section Time (Section)	0:11.02 (600m)
Top Speed [km/h] (Section)	66.8 (600m)
Race State	Finished

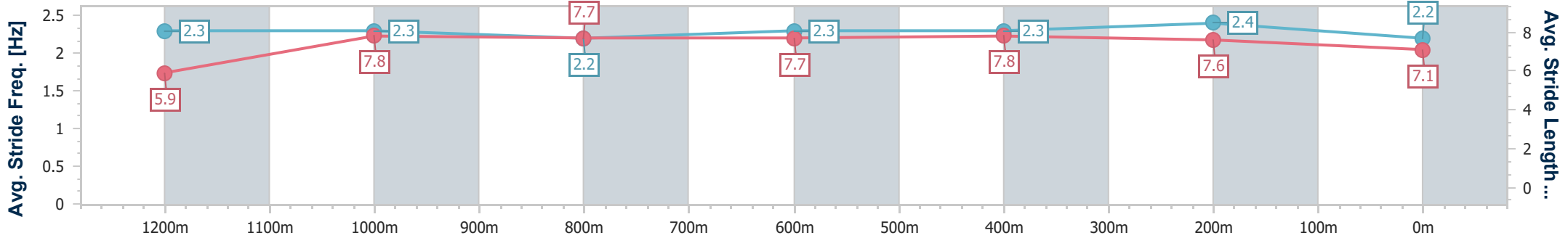
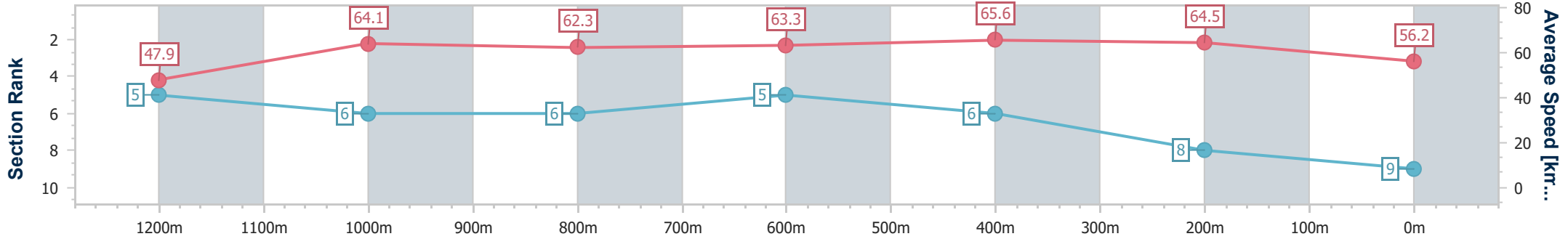


**Doomben QLD Professional**  
**Race 6: RQ Supports Racing Industry Safety Fillies and Mares**  
**BM78 Handicap - 1350m**  
**05 October 2024 - 15:08**  
**Track Rating: Good 4, Weather: Fine, Rail Position: +4m Entire**



**BRISBANE**  
RACING CLUB

Section	Overall	1200m	1000m	800m	600m	400m	200m
Section Times	1:20.48 [9] (0:11.24)	1:09.24 [5] (0:11.24)	0:58.00 [6] (0:11.63)	0:46.37 [6] (0:11.36)	0:35.01 [5] (0:11.02)	0:23.99 [6] (0:11.17)	0:12.82 [8] (0:12.82)
Average Speed [km/h]	47.9	64.1	62.3	63.3	65.6	64.5	56.2
Top Speed [km/h]	63.3	65.3	62.7	66.4	66.8	66.3	62.2
Avg. Dist. to Rail [m]	3.5	1.6	1.6	0.5	0.3	1.6	2.7
Avg. Stride Freq. [Hz]	2.3	2.3	2.2	2.3	2.3	2.4	2.2
Avg. Stride Length [m]	5.9	7.8	7.7	7.7	7.8	7.6	7.1



- [ ] Ranking at each section and finish
- .-.- No data available at this section
- NA No data available