



Doomben QLD Professional

Race 4: Spring Carnival Book Now BM78 Handicap - 2200m

05 October 2024 - 14:06



BRISBANE
RACING CLUB

Track Rating: Good 4, Weather: Fine, Rail Position: +4m Entire

Section	Overall	2000m	1800m	1600m	1400m	1200m	1000m	Last 600m						
Field Times	2:14.09 (0:14.08)	2:00.01 (0:11.11)	1:48.90 (0:11.96)	1:36.94 (0:12.44)	1:24.50 (0:12.44)	1:12.06 (0:12.41)	0:59.65 (0:12.43)	0:35.27						
Rank	TAB	Horse/Jockey	Barrier	Top Speed [km/h]	Fastest Section								Distance Travelled [m]	
1	6	I AM THE EMPIRE Jag Guthmann-Chester	12	66.4 2000m	0:11.11 2000m	2:14.09 [1] (0:14.08)	2:00.01 [1] (0:11.11)	1:48.90 [1] (0:11.96)	1:36.94 [1] (0:12.44)	1:24.50 [1] (0:12.44)	1:12.06 [1] (0:12.41)	0:59.65 [1] (0:12.43)	0:35.27	
2	4	ARTFUL GIRL Tahlia Fenlon	3	65.1 400m	0:11.36 400m	2:14.89 [2] (0:14.61)	2:00.28 [9] (0:11.48)	1:48.80 [10] (0:12.47)	1:36.33 [11] (0:12.75)	1:23.58 [10] (0:12.18)	1:11.40 [10] (0:12.38)	0:59.02 [10] (0:12.25)	0:34.66	+14
3	12	TRIPLE MONEY Andrew Mallyon	1	64.4 2000m	0:11.29 2000m	2:15.01 [3] (0:14.48)	2:00.53 [7] (0:11.29)	1:49.24 [7] (0:12.04)	1:37.20 [6] (0:12.58)	1:24.62 [6] (0:12.39)	1:12.23 [6] (0:12.57)	0:59.66 [6] (0:12.37)	0:35.15	-1
4	8	UNCOMMON VALOUR Cody Collis	2	64.4 600m	0:11.36 600m	2:15.03 [4] (0:14.80)	2:00.23 [10] (0:11.50)	1:48.73 [11] (0:12.20)	1:36.53 [10] (0:12.93)	1:23.60 [11] (0:12.25)	1:11.35 [11] (0:12.48)	0:58.87 [11] (0:12.17)	0:34.58	-5
5	10	BEDFORD SQUARE Ryan Maloney	13	64.6 2000m	0:11.27 2000m	2:15.07 [5] (0:14.82)	2:00.25 [11] (0:11.27)	1:48.98 [9] (0:12.15)	1:36.83 [9] (0:12.65)	1:24.18 [9] (0:12.35)	1:11.83 [9] (0:12.44)	0:59.39 [8] (0:12.26)	0:35.12	+4
6	7	TAPPY'S LAD Trudy Thornton	4	64.3 Overall	0:11.47 400m	2:15.08 [6] (0:14.33)	2:00.75 [3] (0:11.57)	1:49.18 [8] (0:12.32)	1:36.86 [8] (0:12.64)	1:24.22 [8] (0:12.26)	1:11.96 [8] (0:12.58)	0:59.38 [9] (0:12.30)	0:35.03	+1
7	5	HELEVA DEEL Noel Callow	8	64.6 2000m	0:11.35 2000m	2:15.10 [7] (0:14.37)	2:00.73 [5] (0:11.35)	1:49.38 [5] (0:12.25)	1:37.13 [7] (0:12.72)	1:24.41 [7] (0:12.34)	1:12.07 [7] (0:12.38)	0:59.69 [7] (0:12.26)	0:35.36	+9
8	17	HELL FOLLOWS Georgina Cartwright	11	65.1 Overall	0:11.32 600m	2:15.13 [8] (0:15.08)	2:00.05 [13] (0:11.41)	1:48.64 [13] (0:12.24)	1:36.40 [13] (0:12.91)	1:23.49 [13] (0:12.19)	1:11.30 [13] (0:12.50)	0:58.80 [13] (0:12.18)	0:34.52	-2
9	1	KUREDER James Orman	14	65.3 400m	0:11.36 600m	2:15.23 [9] (0:14.89)	2:00.34 [12] (0:11.42)	1:48.92 [12] (0:12.41)	1:36.51 [12] (0:12.83)	1:23.68 [12] (0:12.26)	1:11.42 [12] (0:12.42)	0:59.00 [12] (0:12.22)	0:34.68	+9
10	11	PEROVIC Martin Harley	6	67.6 2000m	0:11.06 2000m	2:15.47 [10] (0:14.44)	2:01.03 [6] (0:11.06)	1:49.97 [3] (0:12.10)	1:37.87 [5] (0:12.50)	1:25.37 [5] (0:12.45)	1:12.92 [4] (0:12.45)	1:00.47 [4] (0:12.35)	0:36.10	+5

Scratched: Southern Stock (#3), Shy Guy (#18), Torque Leica Star (#16), Glen Massey (#13), Intuitu (#15), Classic Deel (#14)

[] Ranking at each section and finish
 -:-:- No data available at this section
 NA No data available

SCN Saddle cloth number
 DNF Did not finish
 DNT Did not track



Doomben QLD Professional

Race 4: Spring Carnival Book Now BM78 Handicap - 2200m

05 October 2024 - 14:06



BRISBANE
RACING CLUB

Track Rating: Good 4, Weather: Fine, Rail Position: +4m Entire

Section		Overall	2000m	1800m	1600m	1400m	1200m	1000m	Last 600m					
Field Times		2:14.09 (0:14.08)	2:00.01 (0:11.11)	1:48.90 (0:11.96)	1:36.94 (0:12.44)	1:24.50 (0:12.44)	1:12.06 (0:12.41)	0:59.65 (0:12.43)	0:35.27					
Rank	TAB Horse/Jockey	Barrier	Top Speed [km/h]	Fastest Section										Distance Travelled [m]
11	9 POWER PACK Melea Castle	10	65.3 2000m	0:11.30 2000m	2:16.30 [11] (0:14.23)	2:02.07 [2] (0:11.30)	1:50.77 [4] (0:11.95)	1:38.82 [4] (0:12.59)	1:26.23 [4] (0:12.56)	1:13.67 [5] (0:12.51)	1:01.16 [5] (0:12.41)	0:36.72	-5	
12	19 BUMP'N'RUN Nozi Tomizawa	5	65.3 2000m	0:11.21 2000m	2:17.17 [12] (0:14.54)	2:02.63 [8] (0:11.21)	1:51.42 [6] (0:11.60)	1:39.82 [3] (0:12.37)	1:27.45 [2] (0:12.49)	1:14.96 [2] (0:12.43)	1:02.53 [2] (0:12.43)	0:37.85	+10	
13	2 MR FRENCH Samantha Collett	19	67.6 Overall	0:10.92 2000m	2:18.18 [13] (0:14.36)	2:03.82 [4] (0:10.92)	1:52.90 [2] (0:11.99)	1:40.91 [2] (0:12.64)	1:28.27 [3] (0:12.51)	1:15.76 [3] (0:12.44)	1:03.32 [3] (0:12.36)	0:38.86	+4	

Scratched: Southern Stock (#3), Shy Guy (#18), Torque Leica Star (#16), Glen Massey (#13), Intuitu (#15), Classic Deel (#14)

[] Ranking at each section and finish
 -:-:-:- No data available at this section
 NA No data available

SCN Saddle cloth number
 DNF Did not finish
 DNT Did not track



Doomben QLD Professional

Race 4: Spring Carnival Book Now BM78 Handicap - 2200m

05 October 2024 - 14:06



BRISBANE
RACING CLUB

Track Rating: Good 4, Weather: Fine, Rail Position: +4m Entire

Section						800m	600m	400m	200m	Last 600m		
Field Times						0:47.22 (0:11.95)	0:35.27 (0:11.43)	0:23.84 (0:11.45)	0:12.39 (0:12.39)	0:35.27		
Rank	TAB	Horse/Jockey	Barrier	Top Speed [km/h]	Fastest Section					Margin	Distance Travelled [m]	
1	6	I AM THE EMPIRE Jag Guthmann-Chester	12	66.4 2000m	0:11.11 2000m	0:47.22 [1] (0:11.95)	0:35.27 [1] (0:11.43)	0:23.84 [1] (0:11.45)	0:12.39 [1] (0:12.39)	2:14.09	0:35.27	
2	4	ARTFUL GIRL Tahlia Fenlon	3	65.1 400m	0:11.36 400m	0:46.77 [10] (0:12.11)	0:34.66 [10] (0:11.51)	0:23.15 [10] (0:11.36)	0:11.79 [6] (0:11.79)	4.73L	0:34.66	+14
3	12	TRIPLE MONEY Andrew Mallyon	1	64.4 2000m	0:11.29 2000m	0:47.29 [7] (0:12.14)	0:35.15 [7] (0:11.37)	0:23.78 [3] (0:11.42)	0:12.36 [2] (0:12.36)	5.42L	0:35.15	-1
4	8	UNCOMMON VALOUR Cody Collis	2	64.4 600m	0:11.36 600m	0:46.70 [11] (0:12.12)	0:34.58 [11] (0:11.36)	0:23.22 [11] (0:11.57)	0:11.65 [9] (0:11.65)	5.52L	0:34.58	-5
5	10	BEDFORD SQUARE Ryan Maloney	13	64.6 2000m	0:11.27 2000m	0:47.13 [8] (0:12.01)	0:35.12 [8] (0:11.51)	0:23.61 [7] (0:11.52)	0:12.09 [5] (0:12.09)	5.8L	0:35.12	+4
6	7	TAPPY'S LAD Trudy Thornton	4	64.3 Overall	0:11.47 400m	0:47.08 [9] (0:12.05)	0:35.03 [9] (0:11.61)	0:23.42 [9] (0:11.47)	0:11.95 [7] (0:11.95)	5.82L	0:35.03	+1
7	5	HELEVA DEEL Noel Callow	8	64.6 2000m	0:11.35 2000m	0:47.43 [6] (0:12.07)	0:35.36 [6] (0:11.59)	0:23.77 [4] (0:11.51)	0:12.26 [4] (0:12.26)	5.93L	0:35.36	+9
8	17	HELL FOLLOWS Georgina Cartwright	11	65.1 Overall	0:11.32 600m	0:46.62 [13] (0:12.10)	0:34.52 [13] (0:11.32)	0:23.20 [13] (0:11.48)	0:11.72 [10] (0:11.72)	6.14L	0:34.52	-2
9	1	KUREDER James Orman	14	65.3 400m	0:11.36 600m	0:46.78 [12] (0:12.10)	0:34.68 [12] (0:11.36)	0:23.32 [12] (0:11.40)	0:11.92 [8] (0:11.92)	6.69L	0:34.68	+9
10	11	PEROVIC Martin Harley	6	67.6 2000m	0:11.06 2000m	0:48.12 [4] (0:12.02)	0:36.10 [4] (0:11.47)	0:24.63 [2] (0:11.88)	0:12.75 [3] (0:12.75)	8.13L	0:36.10	+5

Scratched: Southern Stock (#3), Shy Guy (#18), Torque Leica Star (#16), Glen Massey (#13), Intuitu (#15), Classic Deel (#14)

[] Ranking at each section and finish
 -:-:- No data available at this section
 NA No data available

SCN Saddle cloth number
 DNF Did not finish
 DNT Did not track



Doomben QLD Professional

Race 4: Spring Carnival Book Now BM78 Handicap - 2200m

05 October 2024 - 14:06



BRISBANE
RACING CLUB

Track Rating: Good 4, Weather: Fine, Rail Position: +4m Entire

Section		800m	600m	400m	200m	Last 600m					
Field Times		0:47.22 (0:11.95)	0:35.27 (0:11.43)	0:23.84 (0:11.45)	0:12.39 (0:12.39)	0:35.27					
Rank	TAB Horse/Jockey	Barrier	Top Speed [km/h]	Fastest Section	Margin			Distance Travelled [m]			
11	9 POWER PACK Melea Castle	10	65.3 2000m	0:11.30 2000m	0:48.75 [5] (0:12.03)	0:36.72 [5] (0:11.91)	0:24.81 [8] (0:12.09)	0:12.72 [11] (0:12.72)	12.99L	0:36.72	-5
12	19 BUMP'N'RUN Nozi Tomizawa	5	65.3 2000m	0:11.21 2000m	0:50.10 [2] (0:12.25)	0:37.85 [3] (0:12.13)	0:25.72 [6] (0:12.33)	0:13.39 [12] (0:13.39)	18.16L	0:37.85	+10
13	2 MR FRENCH Samantha Collett	19	67.6 Overall	0:10.92 2000m	0:50.96 [3] (0:12.10)	0:38.86 [2] (0:12.01)	0:26.85 [5] (0:12.62)	0:14.23 [13] (0:14.23)	24.08L	0:38.86	+4

Scratched: Southern Stock (#3), Shy Guy (#18), Torque Leica Star (#16), Glen Massey (#13), Intuitu (#15), Classic Deel (#14)

[] Ranking at each section and finish
 -:-:- No data available at this section
 NA No data available

SCN Saddle cloth number
 DNF Did not finish
 DNT Did not track



Horse/Jockey Name	I Am The Empire
Final Rank	1
Fastest Section Time (Section)	0:11.11 (2000m)
Top Speed [km/h] (Section)	66.4 (2000m)
Race State	Finished



Doomben QLD Professional

Race 4: Spring Carnival Book Now BM78 Handicap - 2200m

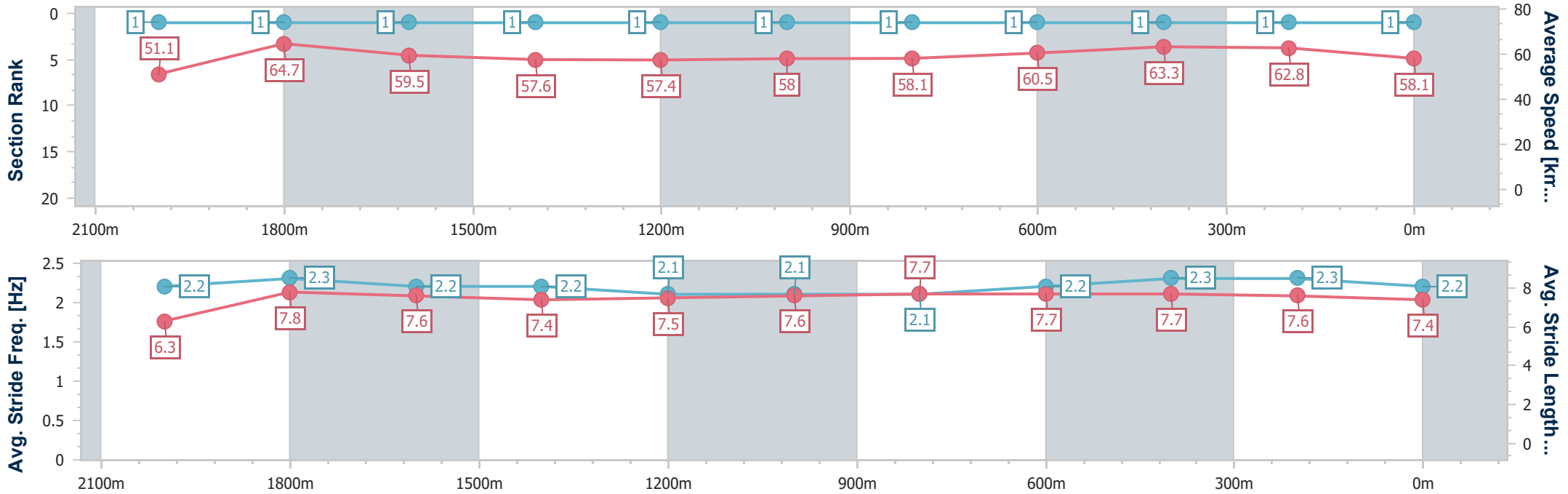
05 October 2024 - 14:06

Track Rating: Good 4, Weather: Fine, Rail Position: +4m Entire



BRISBANE RACING CLUB

Section	Overall	2000m	1800m	1600m	1400m	1200m	1000m	800m	600m	400m	200m
Section Times	2:14.09 [1] (0:14.08)	2:00.01 [1] (0:11.11)	1:48.90 [1] (0:11.96)	1:36.94 [1] (0:12.44)	1:24.50 [1] (0:12.44)	1:12.06 [1] (0:12.41)	0:59.65 [1] (0:12.43)	0:47.22 [1] (0:11.95)	0:35.27 [1] (0:11.43)	0:23.84 [1] (0:11.45)	0:12.39 [1] (0:12.39)
Average Speed [km/h]	51.1	64.7	59.5	57.6	57.4	58.0	58.1	60.5	63.3	62.8	58.1
Top Speed [km/h]	65.4	66.4	62.6	58.0	57.9	58.8	58.8	62.9	64.1	64.5	61.2
Avg. Dist. to Rail [m]	7.0	1.9	1.7	1.2	1.5	0.3	0.7	1.2	0.5	0.7	0.8
Avg. Stride Freq. [Hz]	2.2	2.3	2.2	2.2	2.1	2.1	2.1	2.2	2.3	2.3	2.2
Avg. Stride Length [m]	6.3	7.8	7.6	7.4	7.5	7.6	7.7	7.7	7.7	7.6	7.4



- [] Ranking at each section and finish
- .-.- No data available at this section
- NA No data available



Horse/Jockey Name	Artful Girl
Final Rank	2
Fastest Section Time (Section)	0:11.36 (400m)
Top Speed [km/h] (Section)	65.1 (400m)
Race State	Finished

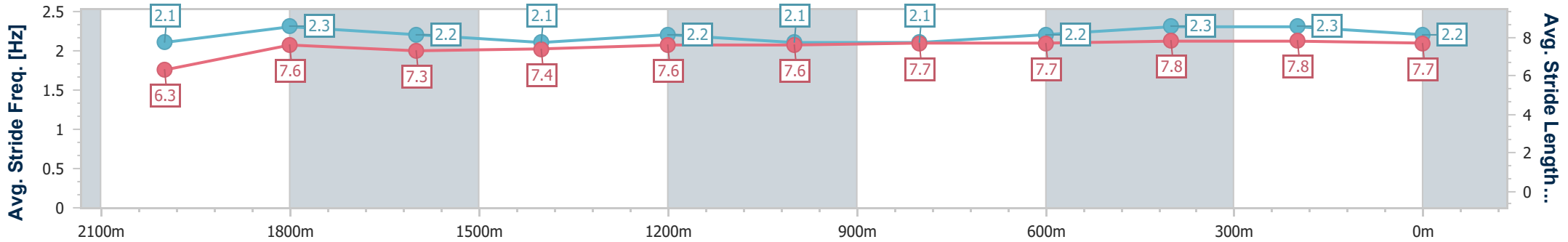
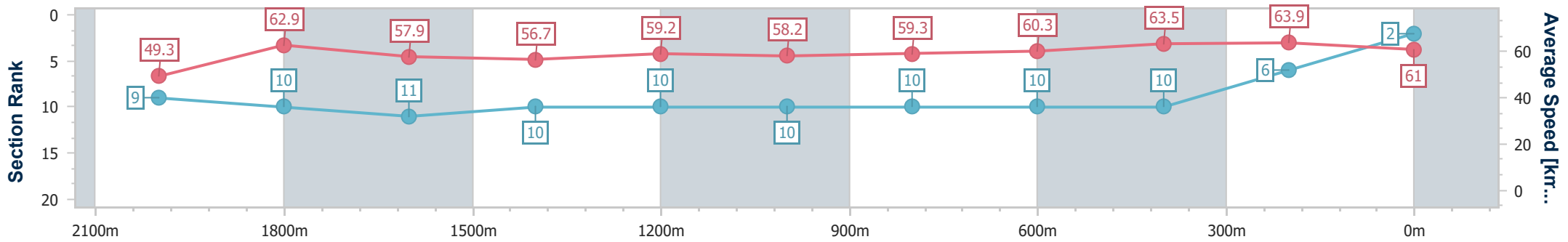


Doomben QLD Professional
Race 4: Spring Carnival Book Now BM78 Handicap - 2200m
 05 October 2024 - 14:06
 Track Rating: Good 4, Weather: Fine, Rail Position: +4m Entire



BRISBANE
RACING CLUB

Section	Overall	2000m	1800m	1600m	1400m	1200m	1000m	800m	600m	400m	200m
Section Times	2:14.89 [2] (0:14.61)	2:00.28 [9] (0:11.48)	1:48.80 [10] (0:12.47)	1:36.33 [11] (0:12.75)	1:23.58 [10] (0:12.18)	1:11.40 [10] (0:12.38)	0:59.02 [10] (0:12.25)	0:46.77 [10] (0:12.11)	0:34.66 [10] (0:11.51)	0:23.15 [10] (0:11.36)	0:11.79 [6] (0:11.79)
Average Speed [km/h]	49.3	62.9	57.9	56.7	59.2	58.2	59.3	60.3	63.5	63.9	61.0
Top Speed [km/h]	63.2	63.5	59.8	58.6	60.0	59.6	60.3	63.7	64.0	65.1	64.5
Avg. Dist. to Rail [m]	0.8	0.4	0.7	0.8	0.7	2.1	2.3	3.1	2.5	6.3	8.1
Avg. Stride Freq. [Hz]	2.1	2.3	2.2	2.1	2.2	2.1	2.1	2.2	2.3	2.3	2.2
Avg. Stride Length [m]	6.3	7.6	7.3	7.4	7.6	7.6	7.7	7.7	7.8	7.8	7.7



- [] Ranking at each section and finish
- .-.- No data available at this section
- NA No data available



Horse/Jockey Name	Triple Money
Final Rank	3
Fastest Section Time (Section)	0:11.29 (2000m)
Top Speed [km/h] (Section)	64.4 (2000m)
Race State	Finished



Doomben QLD Professional

Race 4: Spring Carnival Book Now BM78 Handicap - 2200m

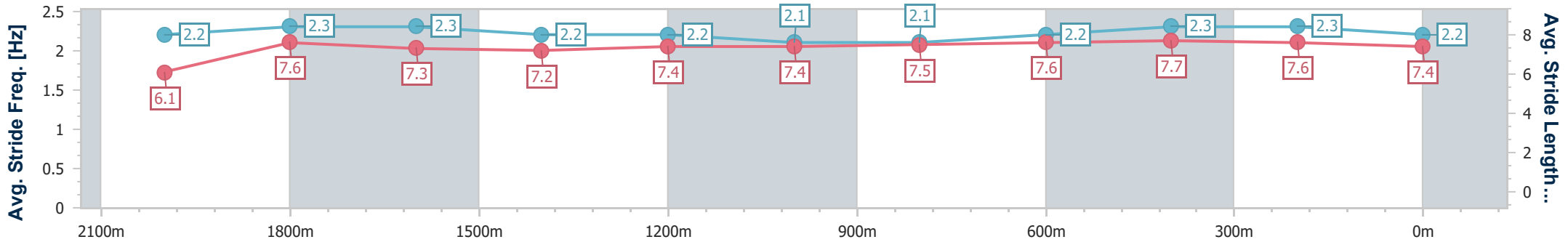
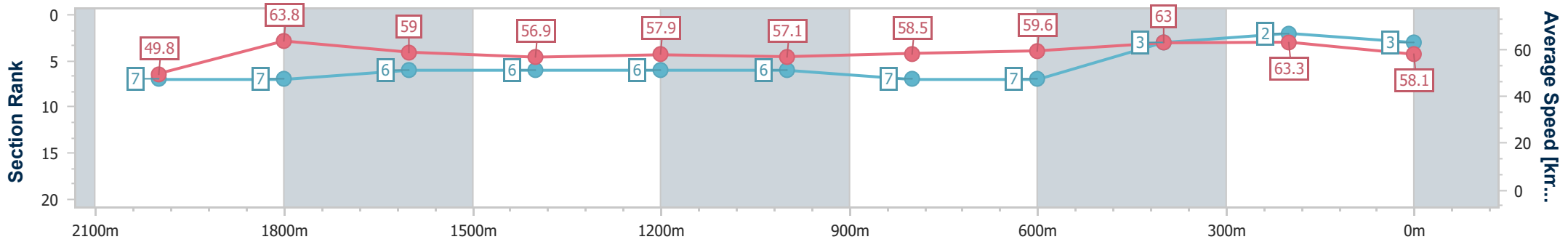
05 October 2024 - 14:06

Track Rating: Good 4, Weather: Fine, Rail Position: +4m Entire



BRISBANE RACING CLUB

Section	Overall	2000m	1800m	1600m	1400m	1200m	1000m	800m	600m	400m	200m
Section Times	2:15.01 [3] (0:14.48)	2:00.53 [7] (0:11.29)	1:49.24 [7] (0:12.04)	1:37.20 [6] (0:12.58)	1:24.62 [6] (0:12.39)	1:12.23 [6] (0:12.57)	0:59.66 [6] (0:12.37)	0:47.29 [7] (0:12.14)	0:35.15 [7] (0:11.37)	0:23.78 [3] (0:11.42)	0:12.36 [2] (0:12.36)
Average Speed [km/h]	49.8	63.8	59.0	56.9	57.9	57.1	58.5	59.6	63.0	63.3	58.1
Top Speed [km/h]	64.2	64.4	62.8	58.1	58.8	57.8	59.0	63.2	63.5	64.4	61.4
Avg. Dist. to Rail [m]	2.6	2.6	2.5	1.4	1.0	1.2	0.7	0.7	0.4	2.2	2.7
Avg. Stride Freq. [Hz]	2.2	2.3	2.3	2.2	2.2	2.1	2.1	2.2	2.3	2.3	2.2
Avg. Stride Length [m]	6.1	7.6	7.3	7.2	7.4	7.4	7.5	7.6	7.7	7.6	7.4



- [] Ranking at each section and finish
- .-.- No data available at this section
- NA No data available



Horse/Jockey Name	Uncommon Valour
Final Rank	4
Fastest Section Time (Section)	0:11.36 (600m)
Top Speed [km/h] (Section)	64.4 (600m)
Race State	Finished



Doomben QLD Professional

Race 4: Spring Carnival Book Now BM78 Handicap - 2200m

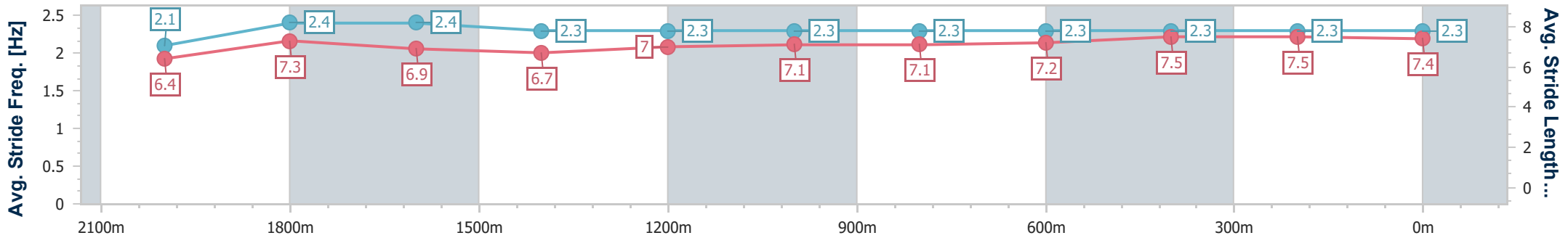
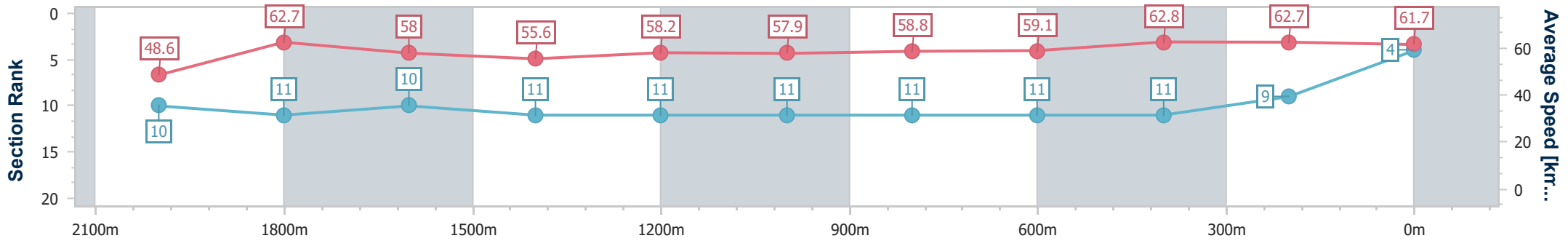
05 October 2024 - 14:06

Track Rating: Good 4, Weather: Fine, Rail Position: +4m Entire



BRISBANE RACING CLUB

Section	Overall	2000m	1800m	1600m	1400m	1200m	1000m	800m	600m	400m	200m
Section Times	2:15.03 [4] (0:14.80)	2:00.23 [10] (0:11.50)	1:48.73 [11] (0:12.20)	1:36.53 [10] (0:12.93)	1:23.60 [11] (0:12.25)	1:11.35 [11] (0:12.48)	0:58.87 [11] (0:12.17)	0:46.70 [11] (0:12.12)	0:34.58 [11] (0:11.36)	0:23.22 [11] (0:11.57)	0:11.65 [9] (0:11.65)
Average Speed [km/h]	48.6	62.7	58.0	55.6	58.2	57.9	58.8	59.1	62.8	62.7	61.7
Top Speed [km/h]	62.9	64.2	61.6	57.1	59.4	59.6	59.8	62.4	64.4	63.6	63.2
Avg. Dist. to Rail [m]	1.2	2.1	2.9	1.0	1.0	1.5	1.1	1.0	1.2	4.1	6.8
Avg. Stride Freq. [Hz]	2.1	2.4	2.4	2.3	2.3	2.3	2.3	2.3	2.3	2.3	2.3
Avg. Stride Length [m]	6.4	7.3	6.9	6.7	7.0	7.1	7.1	7.2	7.5	7.5	7.4



- [] Ranking at each section and finish
- .-.- No data available at this section
- NA No data available



Horse/Jockey Name	Bedford Square
Final Rank	5
Fastest Section Time (Section)	0:11.27 (2000m)
Top Speed [km/h] (Section)	64.6 (2000m)
Race State	Finished



Doomben QLD Professional

Race 4: Spring Carnival Book Now BM78 Handicap - 2200m

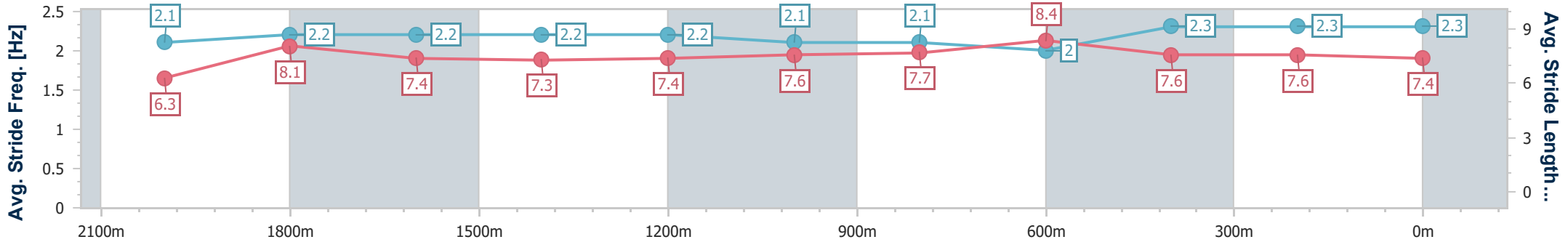
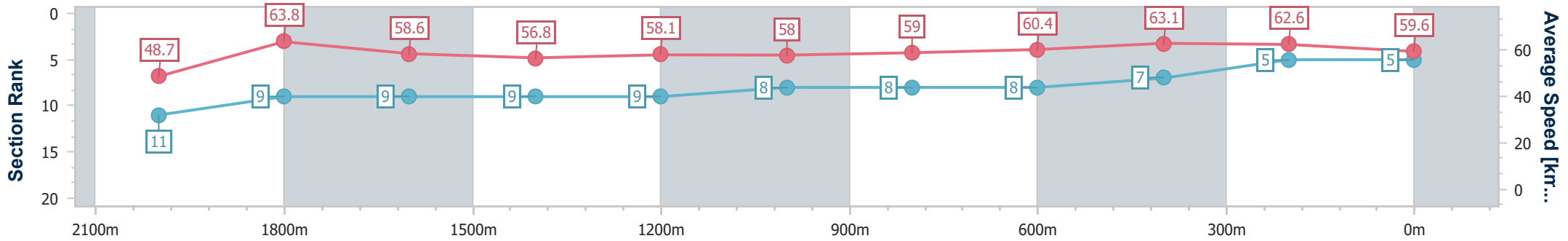
05 October 2024 - 14:06

Track Rating: Good 4, Weather: Fine, Rail Position: +4m Entire



BRISBANE RACING CLUB

Section	Overall	2000m	1800m	1600m	1400m	1200m	1000m	800m	600m	400m	200m
Section Times	2:15.07 [5] (0:14.82)	2:00.25 [11] (0:11.27)	1:48.98 [9] (0:12.15)	1:36.83 [9] (0:12.65)	1:24.18 [9] (0:12.35)	1:11.83 [9] (0:12.44)	0:59.39 [8] (0:12.26)	0:47.13 [8] (0:12.01)	0:35.12 [8] (0:11.51)	0:23.61 [7] (0:11.52)	0:12.09 [5] (0:12.09)
Average Speed [km/h]	48.7	63.8	58.6	56.8	58.1	58.0	59.0	60.4	63.1	62.6	59.6
Top Speed [km/h]	63.1	64.6	63.1	58.1	59.1	58.4	60.6	63.6	64.1	63.7	61.2
Avg. Dist. to Rail [m]	6.3	0.6	1.1	0.8	0.7	0.5	1.3	1.2	1.6	3.3	4.4
Avg. Stride Freq. [Hz]	2.1	2.2	2.2	2.2	2.2	2.1	2.1	2.0	2.3	2.3	2.3
Avg. Stride Length [m]	6.3	8.1	7.4	7.3	7.4	7.6	7.7	8.4	7.6	7.6	7.4



- [] Ranking at each section and finish
- .-.- No data available at this section
- NA No data available



Horse/Jockey Name	Tappy's Lad
Final Rank	6
Fastest Section Time (Section)	0:11.47 (400m)
Top Speed [km/h] (Section)	64.3 (Overall)
Race State	Finished



Doomben QLD Professional

Race 4: Spring Carnival Book Now BM78 Handicap - 2200m

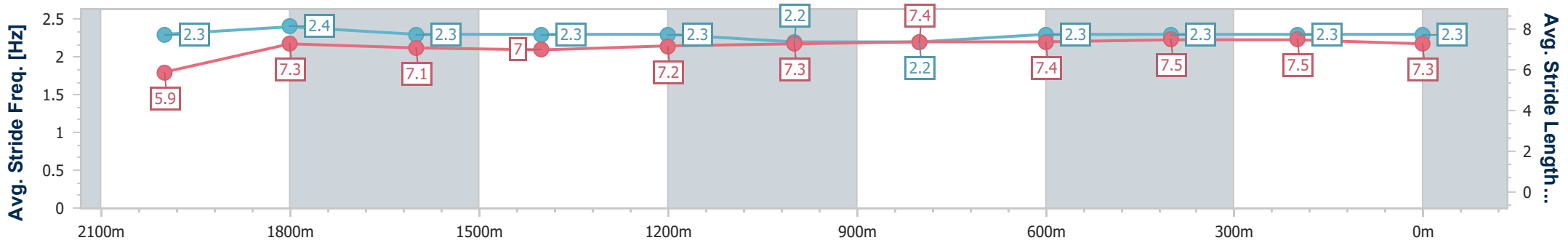
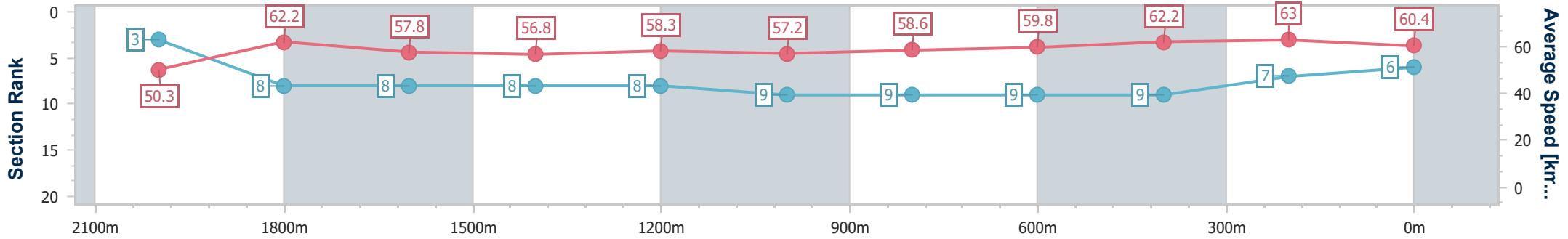
05 October 2024 - 14:06

Track Rating: Good 4, Weather: Fine, Rail Position: +4m Entire



BRISBANE RACING CLUB

Section	Overall	2000m	1800m	1600m	1400m	1200m	1000m	800m	600m	400m	200m
Section Times	2:15.08 [6] (0:14.33)	2:00.75 [3] (0:11.57)	1:49.18 [8] (0:12.32)	1:36.86 [8] (0:12.64)	1:24.22 [8] (0:12.26)	1:11.96 [8] (0:12.58)	0:59.38 [9] (0:12.30)	0:47.08 [9] (0:12.05)	0:35.03 [9] (0:11.61)	0:23.42 [9] (0:11.47)	0:11.95 [7] (0:11.95)
Average Speed [km/h]	50.3	62.2	57.8	56.8	58.3	57.2	58.6	59.8	62.2	63.0	60.4
Top Speed [km/h]	64.3	63.5	60.2	57.6	59.1	58.8	59.6	62.5	64.0	64.1	62.1
Avg. Dist. to Rail [m]	1.2	1.0	1.5	1.0	1.2	0.9	0.3	0.4	0.6	3.1	0.9
Avg. Stride Freq. [Hz]	2.3	2.4	2.3	2.3	2.3	2.2	2.2	2.3	2.3	2.3	2.3
Avg. Stride Length [m]	5.9	7.3	7.1	7.0	7.2	7.3	7.4	7.4	7.5	7.5	7.3



- [] Ranking at each section and finish
- .-.- No data available at this section
- NA No data available



Horse/Jockey Name	Heleva Deel
Final Rank	7
Fastest Section Time (Section)	0:11.35 (2000m)
Top Speed [km/h] (Section)	64.6 (2000m)
Race State	Finished

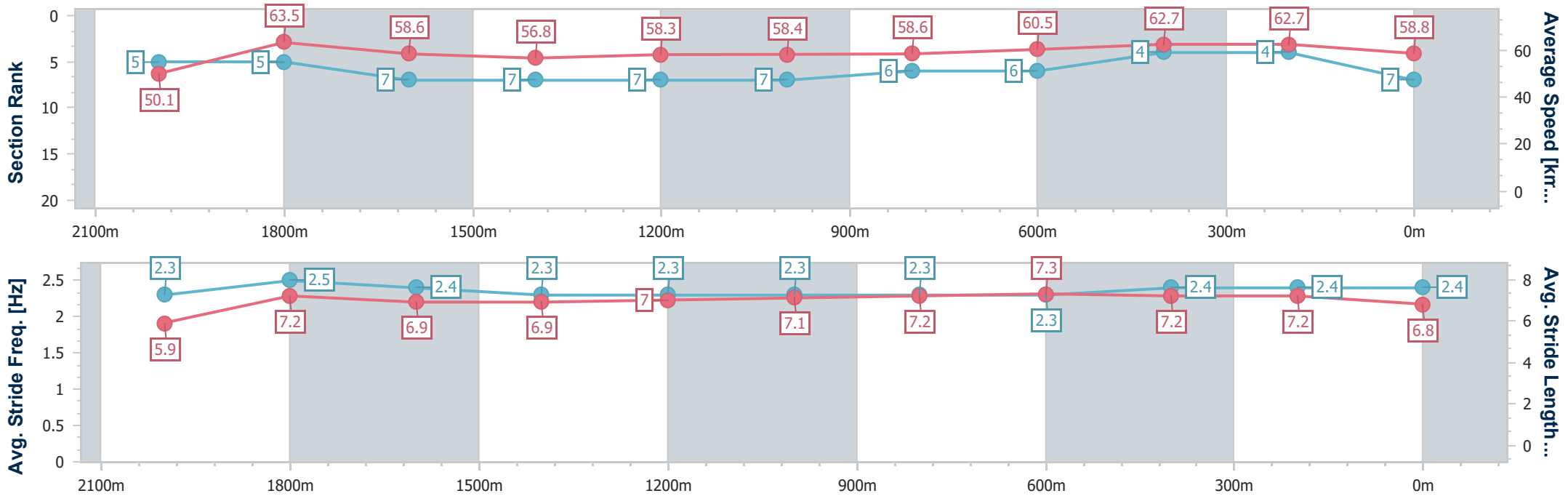


Doomben QLD Professional
Race 4: Spring Carnival Book Now BM78 Handicap - 2200m
 05 October 2024 - 14:06
 Track Rating: Good 4, Weather: Fine, Rail Position: +4m Entire



BRISBANE
RACING CLUB

Section	Overall	2000m	1800m	1600m	1400m	1200m	1000m	800m	600m	400m	200m
Section Times	2:15.10 [7] (0:14.37)	2:00.73 [5] (0:11.35)	1:49.38 [5] (0:12.25)	1:37.13 [7] (0:12.72)	1:24.41 [7] (0:12.34)	1:12.07 [7] (0:12.38)	0:59.69 [7] (0:12.26)	0:47.43 [6] (0:12.07)	0:35.36 [6] (0:11.59)	0:23.77 [4] (0:11.51)	0:12.26 [4] (0:12.26)
Average Speed [km/h]	50.1	63.5	58.6	56.8	58.3	58.4	58.6	60.5	62.7	62.7	58.8
Top Speed [km/h]	63.4	64.6	62.3	58.4	59.1	58.8	59.8	63.3	63.8	63.4	61.1
Avg. Dist. to Rail [m]	3.6	0.7	1.4	0.7	0.2	0.4	0.9	1.7	2.2	2.3	2.6
Avg. Stride Freq. [Hz]	2.3	2.5	2.4	2.3	2.3	2.3	2.3	2.3	2.4	2.4	2.4
Avg. Stride Length [m]	5.9	7.2	6.9	6.9	7.0	7.1	7.2	7.3	7.2	7.2	6.8



- [] Ranking at each section and finish
- .-.- No data available at this section
- NA No data available



Horse/Jockey Name	Hell Follows
Final Rank	8
Fastest Section Time (Section)	0:11.32 (600m)
Top Speed [km/h] (Section)	65.1 (Overall)
Race State	Finished



Doomben QLD Professional

Race 4: Spring Carnival Book Now BM78 Handicap - 2200m

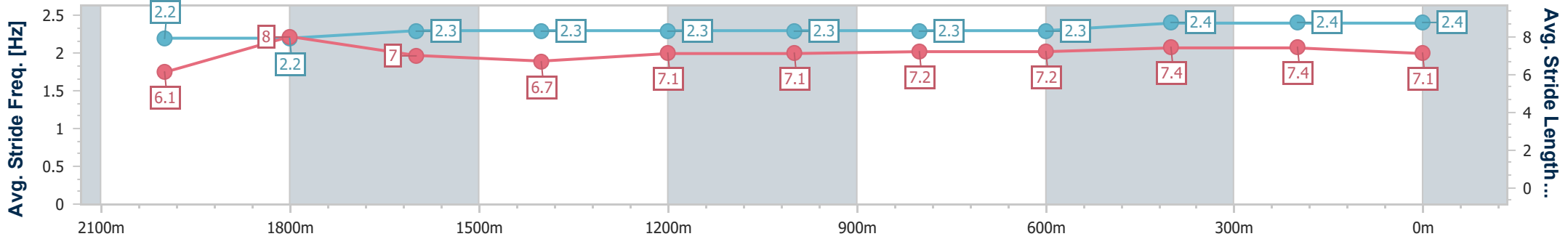
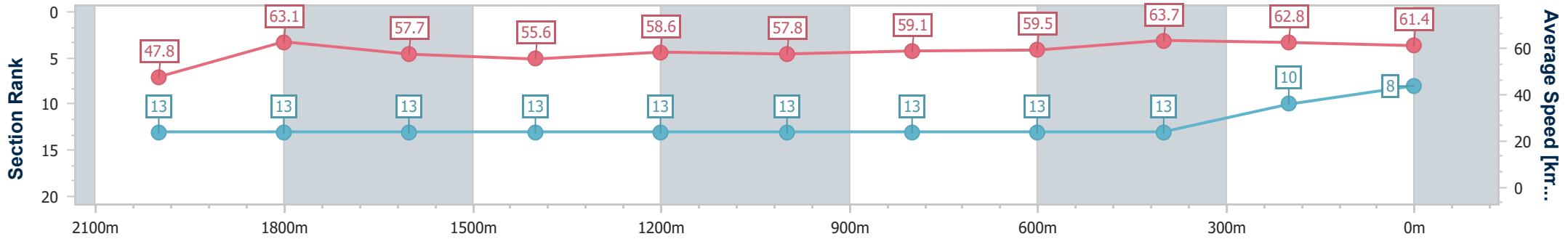
05 October 2024 - 14:06

Track Rating: Good 4, Weather: Fine, Rail Position: +4m Entire



BRISBANE RACING CLUB

Section	Overall	2000m	1800m	1600m	1400m	1200m	1000m	800m	600m	400m	200m
Section Times	2:15.13 [8] (0:15.08)	2:00.05 [13] (0:11.41)	1:48.64 [13] (0:12.24)	1:36.40 [13] (0:12.91)	1:23.49 [13] (0:12.19)	1:11.30 [13] (0:12.50)	0:58.80 [13] (0:12.18)	0:46.62 [13] (0:12.10)	0:34.52 [13] (0:11.32)	0:23.20 [13] (0:11.48)	0:11.72 [10] (0:11.72)
Average Speed [km/h]	47.8	63.1	57.7	55.6	58.6	57.8	59.1	59.5	63.7	62.8	61.4
Top Speed [km/h]	65.1	64.3	61.5	57.9	60.0	58.8	61.5	64.5	64.5	63.7	64.0
Avg. Dist. to Rail [m]	5.2	1.5	2.8	1.7	0.8	0.1	0.4	0.3	0.3	4.1	8.1
Avg. Stride Freq. [Hz]	2.2	2.2	2.3	2.3	2.3	2.3	2.3	2.3	2.4	2.4	2.4
Avg. Stride Length [m]	6.1	8.0	7.0	6.7	7.1	7.1	7.2	7.2	7.4	7.4	7.1



- [] Ranking at each section and finish
- .-.- No data available at this section
- NA No data available



Horse/Jockey Name	Kureder
Final Rank	9
Fastest Section Time (Section)	0:11.36 (600m)
Top Speed [km/h] (Section)	65.3 (400m)
Race State	Finished



Doomben QLD Professional

Race 4: Spring Carnival Book Now BM78 Handicap - 2200m

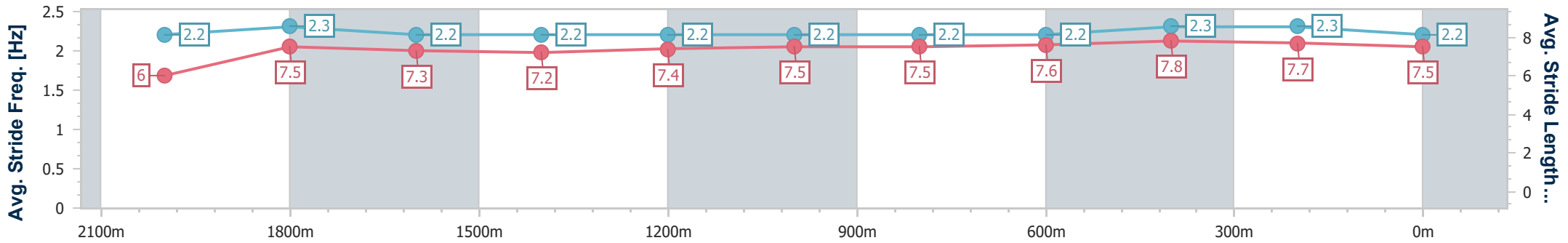
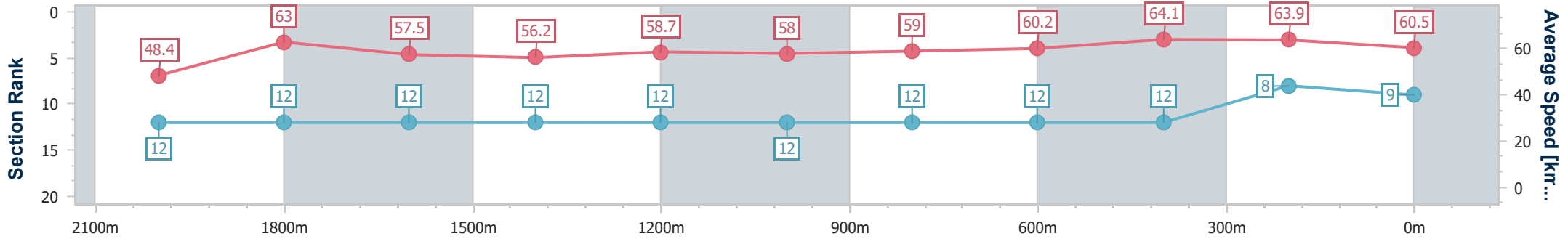
05 October 2024 - 14:06

Track Rating: Good 4, Weather: Fine, Rail Position: +4m Entire



BRISBANE RACING CLUB

Section	Overall	2000m	1800m	1600m	1400m	1200m	1000m	800m	600m	400m	200m
Section Times	2:15.23 [9] (0:14.89)	2:00.34 [12] (0:11.42)	1:48.92 [12] (0:12.41)	1:36.51 [12] (0:12.83)	1:23.68 [12] (0:12.26)	1:11.42 [12] (0:12.42)	0:59.00 [12] (0:12.22)	0:46.78 [12] (0:12.10)	0:34.68 [12] (0:11.36)	0:23.32 [12] (0:11.40)	0:11.92 [8] (0:11.92)
Average Speed [km/h]	48.4	63.0	57.5	56.2	58.7	58.0	59.0	60.2	64.1	63.9	60.5
Top Speed [km/h]	64.8	64.8	60.5	59.1	59.2	59.7	59.8	64.8	65.0	65.3	63.6
Avg. Dist. to Rail [m]	6.3	0.6	1.2	0.5	0.3	1.3	1.5	1.9	2.6	6.4	7.5
Avg. Stride Freq. [Hz]	2.2	2.3	2.2	2.2	2.2	2.2	2.2	2.2	2.3	2.3	2.2
Avg. Stride Length [m]	6.0	7.5	7.3	7.2	7.4	7.5	7.5	7.6	7.8	7.7	7.5



- [] Ranking at each section and finish
- .-.- No data available at this section
- NA No data available



Horse/Jockey Name	Perovic
Final Rank	10
Fastest Section Time (Section)	0:11.06 (2000m)
Top Speed [km/h] (Section)	67.6 (2000m)
Race State	Finished



Doomben QLD Professional

Race 4: Spring Carnival Book Now BM78 Handicap - 2200m

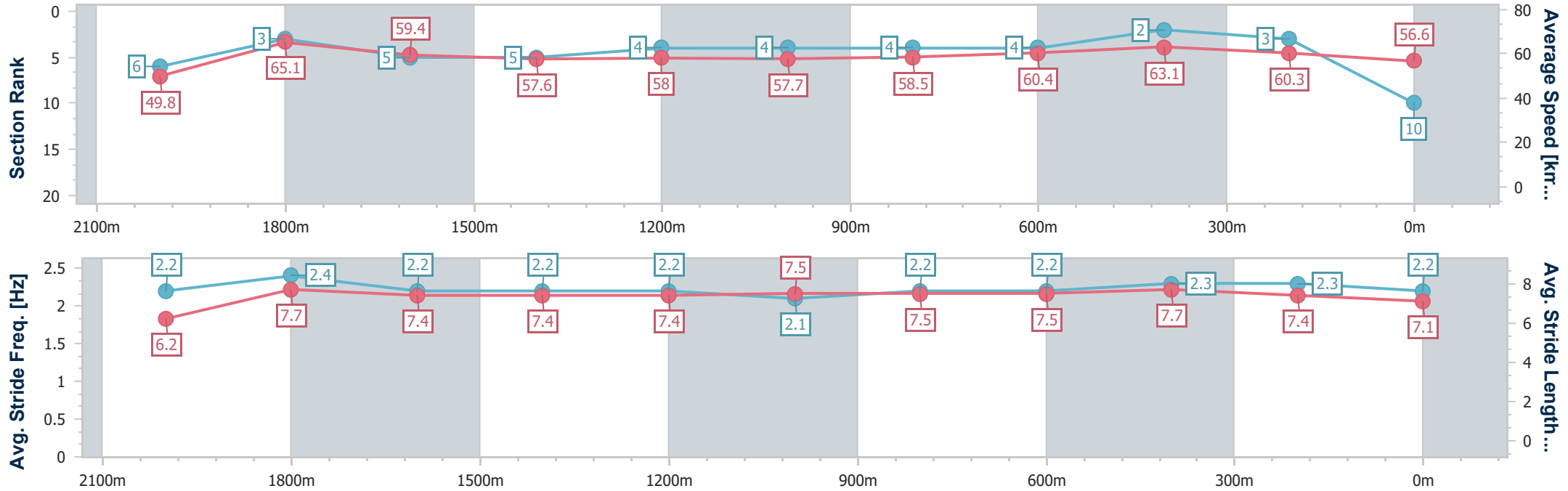
05 October 2024 - 14:06

Track Rating: Good 4, Weather: Fine, Rail Position: +4m Entire



BRISBANE RACING CLUB

Section	Overall	2000m	1800m	1600m	1400m	1200m	1000m	800m	600m	400m	200m
Section Times	2:15.47 [10] (0:14.44)	2:01.03 [6] (0:11.06)	1:49.97 [3] (0:12.10)	1:37.87 [5] (0:12.50)	1:25.37 [5] (0:12.45)	1:12.92 [4] (0:12.45)	1:00.47 [4] (0:12.35)	0:48.12 [4] (0:12.02)	0:36.10 [4] (0:11.47)	0:24.63 [2] (0:11.88)	0:12.75 [3] (0:12.75)
Average Speed [km/h]	49.8	65.1	59.4	57.6	58.0	57.7	58.5	60.4	63.1	60.3	56.6
Top Speed [km/h]	65.6	67.6	62.4	59.1	59.4	59.0	59.4	63.1	64.4	61.6	59.0
Avg. Dist. to Rail [m]	5.4	2.0	0.4	0.3	0.3	1.1	0.8	1.8	1.1	0.9	0.5
Avg. Stride Freq. [Hz]	2.2	2.4	2.2	2.2	2.2	2.1	2.2	2.2	2.3	2.3	2.2
Avg. Stride Length [m]	6.2	7.7	7.4	7.4	7.4	7.5	7.5	7.5	7.7	7.4	7.1



- [] Ranking at each section and finish
- .-.- No data available at this section
- NA No data available



Horse/Jockey Name	Power Pack
Final Rank	11
Fastest Section Time (Section)	0:11.30 (2000m)
Top Speed [km/h] (Section)	65.3 (2000m)
Race State	Finished



Doomben QLD Professional

Race 4: Spring Carnival Book Now BM78 Handicap - 2200m

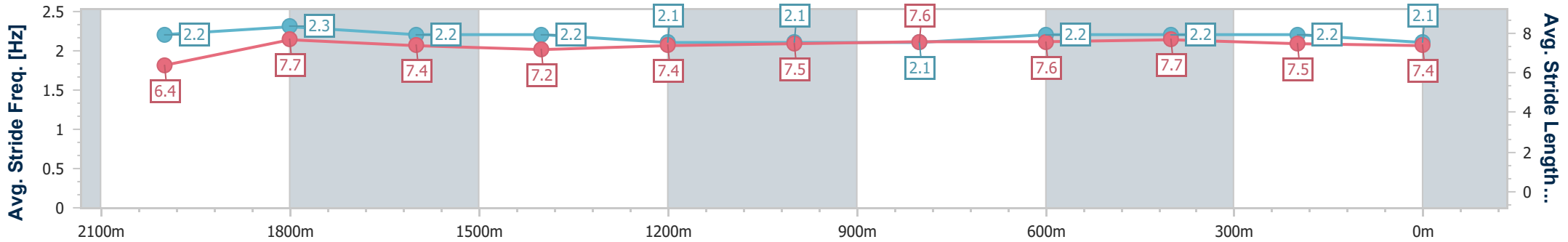
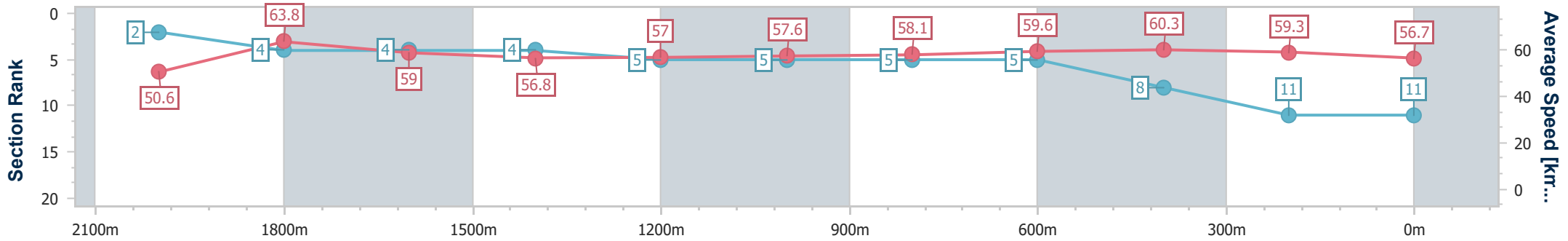
05 October 2024 - 14:06

Track Rating: Good 4, Weather: Fine, Rail Position: +4m Entire



BRISBANE RACING CLUB

Section	Overall	2000m	1800m	1600m	1400m	1200m	1000m	800m	600m	400m	200m
Section Times	2:16.30 [11] (0:14.23)	2:02.07 [2] (0:11.30)	1:50.77 [4] (0:11.95)	1:38.82 [4] (0:12.59)	1:26.23 [4] (0:12.56)	1:13.67 [5] (0:12.51)	1:01.16 [5] (0:12.41)	0:48.75 [5] (0:12.03)	0:36.72 [5] (0:11.91)	0:24.81 [8] (0:12.09)	0:12.72 [11] (0:12.72)
Average Speed [km/h]	50.6	63.8	59.0	56.8	57.0	57.6	58.1	59.6	60.3	59.3	56.7
Top Speed [km/h]	65.2	65.3	62.3	57.7	57.7	58.5	58.9	62.6	62.7	60.8	58.9
Avg. Dist. to Rail [m]	5.5	1.7	3.4	2.1	0.7	0.2	0.4	0.2	0.7	0.8	1.5
Avg. Stride Freq. [Hz]	2.2	2.3	2.2	2.2	2.1	2.1	2.1	2.2	2.2	2.2	2.1
Avg. Stride Length [m]	6.4	7.7	7.4	7.2	7.4	7.5	7.6	7.6	7.7	7.5	7.4



- [] Ranking at each section and finish
- .-.- No data available at this section
- NA No data available



Horse/Jockey Name	Bump'n'run
Final Rank	12
Fastest Section Time (Section)	0:11.21 (2000m)
Top Speed [km/h] (Section)	65.3 (2000m)
Race State	Finished



Doomben QLD Professional

Race 4: Spring Carnival Book Now BM78 Handicap - 2200m

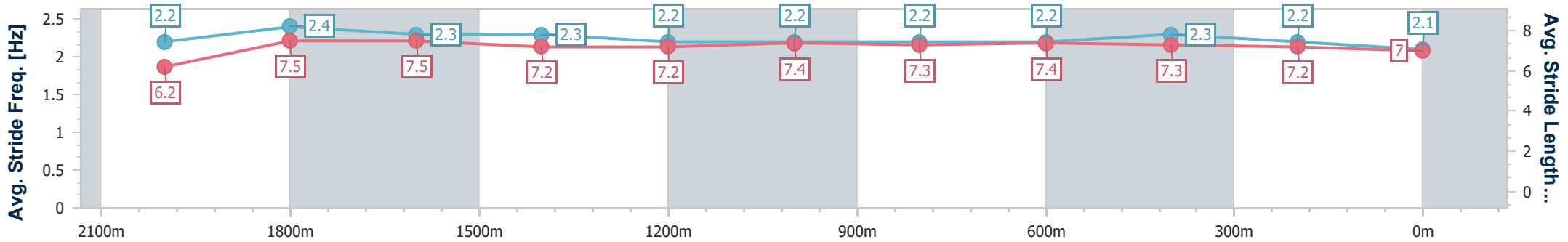
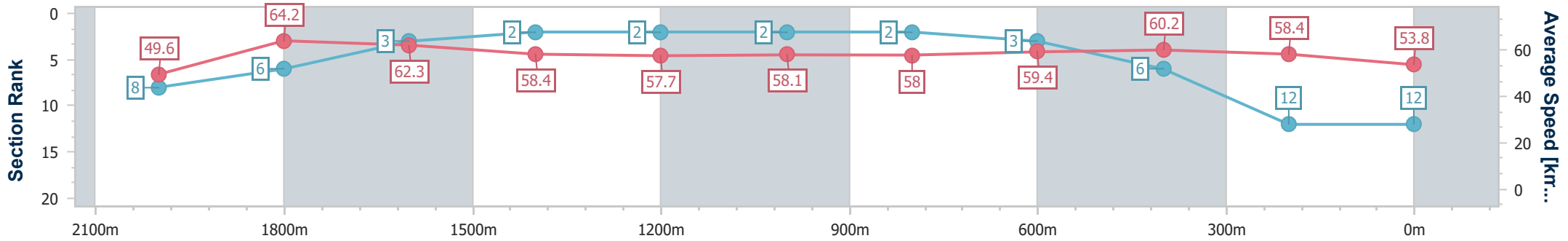
05 October 2024 - 14:06

Track Rating: Good 4, Weather: Fine, Rail Position: +4m Entire



BRISBANE RACING CLUB

Section	Overall	2000m	1800m	1600m	1400m	1200m	1000m	800m	600m	400m	200m
Section Times	2:17.17 [12] (0:14.54)	2:02.63 [8] (0:11.21)	1:51.42 [6] (0:11.60)	1:39.82 [3] (0:12.37)	1:27.45 [2] (0:12.49)	1:14.96 [2] (0:12.43)	1:02.53 [2] (0:12.43)	0:50.10 [2] (0:12.25)	0:37.85 [3] (0:12.13)	0:25.72 [6] (0:12.33)	0:13.39 [12] (0:13.39)
Average Speed [km/h]	49.6	64.2	62.3	58.4	57.7	58.1	58.0	59.4	60.2	58.4	53.8
Top Speed [km/h]	64.6	65.3	64.9	59.6	59.0	58.7	59.0	60.7	60.5	59.4	57.1
Avg. Dist. to Rail [m]	1.8	1.1	1.0	1.0	0.4	0.5	1.3	2.1	2.1	1.9	4.3
Avg. Stride Freq. [Hz]	2.2	2.4	2.3	2.3	2.2	2.2	2.2	2.2	2.3	2.2	2.1
Avg. Stride Length [m]	6.2	7.5	7.5	7.2	7.2	7.4	7.3	7.4	7.3	7.2	7.0



- [] Ranking at each section and finish
- .-.- No data available at this section
- NA No data available



Horse/Jockey Name	Mr French
Final Rank	13
Fastest Section Time (Section)	0:10.92 (2000m)
Top Speed [km/h] (Section)	67.6 (Overall)
Race State	Finished

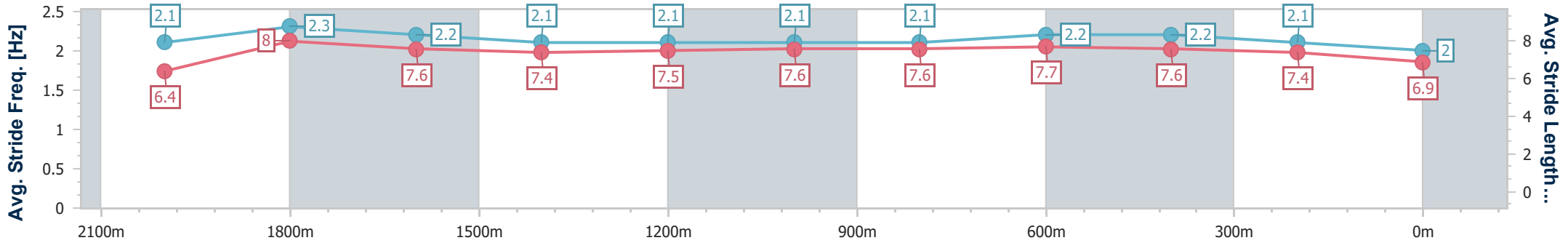
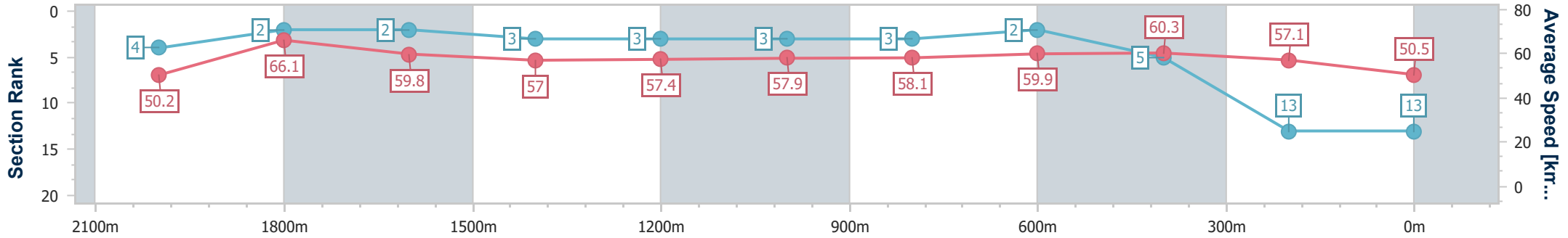


Doomben QLD Professional
Race 4: Spring Carnival Book Now BM78 Handicap - 2200m
 05 October 2024 - 14:06
 Track Rating: Good 4, Weather: Fine, Rail Position: +4m Entire



BRISBANE
RACING CLUB

Section	Overall	2000m	1800m	1600m	1400m	1200m	1000m	800m	600m	400m	200m
Section Times	2:18.18 [13] (0:14.36)	2:03.82 [4] (0:10.92)	1:52.90 [2] (0:11.99)	1:40.91 [2] (0:12.64)	1:28.27 [3] (0:12.51)	1:15.76 [3] (0:12.44)	1:03.32 [3] (0:12.36)	0:50.96 [3] (0:12.10)	0:38.86 [2] (0:12.01)	0:26.85 [5] (0:12.62)	0:14.23 [13] (0:14.23)
Average Speed [km/h]	50.2	66.1	59.8	57.0	57.4	57.9	58.1	59.9	60.3	57.1	50.5
Top Speed [km/h]	67.6	67.5	63.2	57.8	58.3	58.7	59.1	62.0	62.2	58.2	54.6
Avg. Dist. to Rail [m]	8.9	4.0	1.1	1.0	0.6	1.2	1.4	1.6	1.0	0.3	0.5
Avg. Stride Freq. [Hz]	2.1	2.3	2.2	2.1	2.1	2.1	2.1	2.2	2.2	2.1	2.0
Avg. Stride Length [m]	6.4	8.0	7.6	7.4	7.5	7.6	7.6	7.7	7.6	7.4	6.9



- [] Ranking at each section and finish
- .-.- No data available at this section
- NA No data available